

FBI

UNIFORM CRIME REPORTING

ATLANTA POLICE DEPARTMENT

226 PEACHTREE STREET, SW

ATLANTA, GEORGIA 30303



JULY 2014

SUPPORT SERVICES DIVISION
INFORMATION SERVICES SECTION

TABLE OF CONTENTS

| | Page |
|--|-----------|
| U. C. R. COMPARATIVE CRIME REPORT ----- | 1 |
| RETURN A - MONTHLY RETURN OF OFFENSES KNOWN TO THE POLICE ----- | 2 |
| PROPERTY STOLEN BY CLASSIFICATION ----- | 3 |
| | 3a |
| LAW ENFORCEMENT OFFICERS KILLED OR ASSAULTED ----- | 4 |
| MONTHLY RETURN OF ARSON OFFENSES KNOWN TO LAW ENFORCEMENT ----- | 5 |
| POLICE DISPOSITION OF JUVENILES ----- | 6 |
| SUPPLEMENTARY HOMICIDE REPORT ----- | 7 |
| | 7a |
| SEX AND RACE OF PERSONS ARRESTED ----- | 8 |
| | 8a-8e |
| HOMICIDE COMPARISON REPORT ----- | 9 |
| HOMICIDE BREAKDOWN REPORT ----- | 10 |
| SEVEN MAJOR CRIMES - MONTHLY CRIME COMPARISON ----- | 11 |
| SEVEN MAJOR CRIMES - YEAR TO DATE CRIME COMPARISON ----- | 12 |
| SEVEN MAJOR CRIMES ARREST MONTHLY AND YEAR TO DATE COMPARISON ----- | 13 |
| CRIMES AGAINST PERSONS MONTHLY AND YEAR TO DATE COMPARISON ----- | 14 |
| CRIMES AGAINST PROPERTY MONTHLY AND YEAR TO DATE COMPARISON ----- | 15 |
| CRIMES AGAINST PERSONS & PROPERTY MONTHLY COMPARISON BY ZONES ----- | 16 |
| CRIMES AGAINST PERSONS & PROPERTY YEAR TO DATE COMPARISON BY ZONES ----- | 17 |
| SEVEN MAJOR CRIMES MONTHLY CRIME COMPARISON BY ZONES ----- | 18 |
| SEVEN MAJOR CRIMES - YEAR TO DATE CRIME COMPARISON BY ZONES ----- | 19 |
| SEVEN MAJOR CRIMES - MONTHLY CRIME COMPARISON - ZONE 1 ----- | 20 |
| SEVEN MAJOR CRIMES - YEAR TO DATE CRIME COMPARISON - ZONE 1 ----- | 21 |
| SEVEN MAJOR CRIMES - MONTHLY CRIME COMPARISON - ZONE 2 ----- | 22 |
| SEVEN MAJOR CRIMES - YEAR TO DATE CRIME COMPARISON - ZONE 2 ----- | 23 |
| SEVEN MAJOR CRIMES - MONTHLY CRIME COMPARISON - ZONE 3 ----- | 24 |
| SEVEN MAJOR CRIMES - YEAR TO DATE CRIME COMPARISON - ZONE 3 ----- | 25 |
| SEVEN MAJOR CRIMES - MONTHLY CRIME COMPARISON - ZONE 4 ----- | 26 |
| SEVEN MAJOR CRIMES - YEAR TO DATE CRIME COMPARISON - ZONE 4 ----- | 27 |
| SEVEN MAJOR CRIMES - MONTHLY CRIME COMPARISON - ZONE 5 ----- | 28 |
| SEVEN MAJOR CRIMES - YEAR TO DATE CRIME COMPARISON - ZONE 5 ----- | 29 |
| SEVEN MAJOR CRIMES - MONTHLY CRIME COMPARISON - ZONE 6 ----- | 30 |
| SEVEN MAJOR CRIMES - YEAR TO DATE CRIME COMPARISON - ZONE 6 ----- | 31 |
| CLEAR-UP RATE COMPARISON ----- | 32 |
| ATLANTA AIRPORT ----- | 33 |
| RETURN A - MONTHLY RETURN OF OFFENSES KNOWN TO THE POLICE ----- | 34 |
| PROPERTY STOLEN BY CLASSIFICATION ----- | 35 |
| | 35a |
| LAW ENFORCEMENT OFFICERS KILLED OR ASSAULTED ----- | 36 |
| SEX AND RACE OF PERSONS ARRESTED ----- | 37 |
| | 37a-37e |
| SEVEN MAJOR CRIMES - MONTHLY CRIME COMPARISON ----- | 38 |
| SEVEN MAJOR CRIMES - YEAR TO DATE CRIME COMPARISON ----- | 39 |
| SEVEN MAJOR CRIMES ARREST MONTHLY AND YEAR TO DATE COMPARISON ----- | 40 |
| CLEAR-UP RATE COMPARISON ----- | 41 |

JULY 2014
U.C.R. COMPARATIVE CRIME REPORT
SUPPORT SERVICES DIVISION
INFORMATION SERVICES SECTION

| | JULY 2014 | | JULY 2013 | | COMPARATIVE ACTUAL | % CHANGE ACTUAL | COMPARATIVE CLEARED | % CHANGE CLEARED |
|--------------------------|--------------|---------|--------------|---------|-----------------------|--------------------|------------------------|---------------------|
| | ACTUAL | CLEARED | ACTUAL | CLEARED | | | | |
| MURDER | 8 | 6 | 8 | 5 | 0 | 0% | 1 | 20% |
| RAPE | 9 | 6 | 8 | 7 | 1 | 13% | -1 | -14% |
| ROBBERY | 222 | 33 | 213 | 31 | 9 | 4% | 2 | 6% |
| AGG. ASSAULT | 271 | 95 | 287 | 157 | -16 | -6% | -62 | -39% |
| BURGLARY - RESIDENCE | 375 | | 428 | | -53 | -12% | | |
| BURGLARY - NON-RESIDENCE | 77 | 26 | 90 | 33 | -13 | -14% | -7 | -21% |
| LARCENY - \$200 AND OVER | 385 | | 525 | | -140 | -27% | | |
| LARCENY - \$50 TO \$199 | 99 | 224 | 99 | 246 | 0 | 0% | -22 | -9% |
| LARCENY - UNDER \$50 | 982 | | 1,034 | | -52 | -5% | | |
| AUTO THEFT | 434 | 35 | 405 | 24 | 29 | 7% | 11 | 46% |
| TOTAL | 2,862 | | 3,097 | | -235 | -8% | | |
| AUTOS RECOVERED | | 116 | | 132 | -16 | -12% | | |

| | 2014 JANUARY - JULY | | 2013 JANUARY - JULY | | COMPARATIVE ACTUAL | % CHANGE ACTUAL | COMPARATIVE CLEARED | % CHANGE CLEARED |
|--------------------------|------------------------|---------|------------------------|---------|-----------------------|--------------------|------------------------|---------------------|
| | ACTUAL | CLEARED | ACTUAL | CLEARED | | | | |
| MURDER | 47 | 26 | 44 | 35 | 3 | 7% | -9 | -26% |
| RAPE | 83 | 41 | 60 | 43 | 23 | 38% | -2 | -5% |
| ROBBERY | 1,265 | 255 | 1,352 | 278 | -87 | -6% | -23 | -8% |
| AGG. ASSAULT | 1,695 | 869 | 1,753 | 1,124 | -58 | -3% | -255 | -23% |
| BURGLARY - RESIDENCE | 2,458 | | 3,003 | | -545 | -18% | | |
| BURGLARY - NON-RESIDENCE | 540 | 271 | 522 | 299 | 18 | 3% | -28 | -9% |
| LARCENY - \$200 AND OVER | 2,466 | | 2,973 | | -507 | -17% | | |
| LARCENY - \$50 TO \$199 | 601 | 1,646 | 631 | 1,763 | -30 | -5% | -117 | -7% |
| LARCENY - UNDER \$50 | 6,027 | | 6,263 | | -236 | -4% | | |
| AUTO THEFT | 2,379 | 209 | 2,733 | 202 | -354 | -13% | 7 | 3% |
| TOTAL | 17,561 | | 19,334 | | -1,773 | -9% | | |
| AUTOS RECOVERED | | 705 | | 1,207 | -502 | -42% | | |

RETURN A - MONTHLY RETURN OF OFFENSES KNOWN TO THE POLICE

1-720b (Rev. 8-30-94)
OMB No. 1110-0001

This report is authorized by law Title 28, Section 534, U. S. Code. While you are not required to respond, your cooperation in forwarding this report by the 7th day after the close of the month to Uniform Crime Reports, Federal Bureau of Investigation, Washington, D.C. 20535, will assist in compiling comprehensive, accurate national crime figures on a timely basis.

| 1 CLASSIFICATION OF OFFENSES | Data Entry | 2 OFFENSES REPORTED OR KNOWN TO POLICE (INCLUDE "UNFOUNDED" AND ATTEMPTS) | 3 UNFOUNDED, I.E., FALSE OR BASELESS COMPLAINTS | 4 NUMBER OF ACTUAL OFFENSES (COLUMN 2 MINUS COLUMN 3) INCLUDE ATTEMPTS | 5 TOTAL OFFENSES CLEARED BY ARREST OR EXCEPTIONAL MEANS (INCLUDES COL. 6) | 6 NUMBER OF CLEARANCES INVOLVING ONLY PERSONS UNDER 18 YEARS OF AGE |
|--|------------|--|--|---|--|--|
| 1. CRIMINAL HOMICIDE | | | | | | |
| a. MURDER AND NONNEGLIGENT HOMICIDE | 11 | 11 | 3 | 8 | 6 | 0 |
| b. MANSLAUGHTER BY NEGLIGENCE | 12 | | | | | |
| 2. FORCIBLE RAPE TOTAL | 20 | 11 | 2 | 9 | 6 | 0 |
| a. Rape by Force | 21 | 11 | 2 | 9 | 6 | 0 |
| b. Attempts to commit Forcible Rape | 22 | 0 | 0 | 0 | 0 | 0 |
| 3. ROBBERY TOTAL | 30 | 230 | 8 | 222 | 33 | 1 |
| a. Firearm | 31 | 142 | 3 | 139 | 13 | 0 |
| b. Knife or Cutting Instrument | 32 | 6 | 1 | 5 | 1 | 0 |
| c. Other Dangerous Weapon | 33 | 9 | 1 | 8 | 3 | 0 |
| d. Strong-Arm (Hands, Fists, Feet, etc.) | 34 | 73 | 3 | 70 | 16 | 1 |
| 4. ASSAULT TOTAL | 40 | 885 | 17 | 868 | 343 | 9 |
| a. Firearm | 41 | 115 | 2 | 113 | 36 | 0 |
| b. Knife or cutting instrument | 42 | 42 | 2 | 40 | 15 | 0 |
| c. Other Dangerous Weapon | 43 | 97 | 3 | 94 | 36 | 0 |
| d. Strong-Arm | 44 | 24 | 0 | 24 | 8 | 0 |
| e. Other Assaults - Simple, Not Aggravated | 45 | 607 | 10 | 597 | 248 | 9 |
| 5. BURGLARY TOTAL | 50 | 464 | 12 | 452 | 26 | 6 |
| a. Forcible Entry | 51 | 341 | 6 | 335 | 19 | 4 |
| b. Unlawful Entry - No Force | 52 | 92 | 2 | 90 | 7 | 2 |
| c. Attempted Forcible Entry | 53 | 31 | 4 | 27 | 0 | 0 |
| 6. LARCENY THEFT TOTAL (except Motor Vehicle Theft) | 60 | 1,503 | 37 | 1,466 | 224 | 4 |
| 7. MOTOR VEHICLE THEFT TOTAL | 70 | 469 | 35 | 434 | 35 | 10 |
| a. Autos | 71 | 425 | 33 | 392 | 30 | 9 |
| b. Trucks and Buses | 72 | 19 | 2 | 17 | 0 | 0 |
| c. Other Vehicles | 73 | 25 | 0 | 25 | 5 | 1 |
| GRAND TOTAL | 77 | 3,573 | 114 | 3,459 | 673 | 30 |

CHECKING ANY OF THE APPROPRIATE BLOCKS BELOW WILL ELIMINATE YOUR NEED TO SUBMIT REPORTS WHEN THE VALUES ARE ZERO. THIS WILL ALSO AID THE NATIONAL PROGRAM IN ITS QUALITY CONTROL EFFORTS.

NO SUPPLEMENTARY HOMICIDE REPORT SUBMITTED SINCE NO MURDERS, JUSTIFIABLE HOMICIDES, OR MANSLAUGHTER BY NEGLIGENCE OCCURRED IN THIS JURISDICTION DURING THE MONTH.

NO SUPPLEMENT TO RETURN A REPORT SINCE NO CRIME OFFENSES OR RECOVERY OF PROPERTY REPORTED DURING THE MONTH.

NO LAW ENFORCEMENT OFFICERS KILLED OR ASSAULTED REPORT SINCE NONE OF THE OFFICERS WERE ASSAULTED OR KILLED DURING THE MONTH.

NO AGE, SEX, AND RACE OF PERSONS ARRESTED UNDER 18 YEARS OF AGE REPORT SINCE NO ARRESTS OF PERSONS WITHIN THIS AGE GROUP.

NO AGE, SEX, AND RACE OF PERSONS ARRESTED 18 YEARS OF AGE AND OVER REPORT SINCE NO ARRESTS OF PERSONS WITHIN THIS AGE GROUP.

NO MONTHLY RETURN OF ARSON OFFENSES KNOWN TO LAW ENFORCEMENT REPORT SINCE NO ARSONS OCCURRED.

DO NOT USE THIS SPACE

INITIALS

RECORDED

EDITED

ADJUSTED

WORKED

* TOTALS INCLUDE PREVIOUS OFFENSES

JULY 2014

Month and Year of Report

GAAPD 0000

Agency Identifier

AUGUST 14, 2014

Date

ATLANTA POLICE DEPARTMENT - GEORGIA

Agency and State

Wail J. K... LIEUTENANT

Prepared By

Title

George H. J... CHIEF

Chief, Commissioner, Sheriff, or Superintendent

PROPERTY STOLEN BY CLASSIFICATION

| CLASSIFICATION | DATA CATEGORY | Number of Actual Offenses (Column 4 Return A) | Monetary Value of Property Stolen |
|--|------------------|---|--------------------------------------|
| 1. MURDER AND NONNEGLIGENT MANSLAUGHTER | 12 | 8 | \$ 0.00 |
| 2. FORCIBLE RAPE | 20 | 9 | \$ 0.00 |
| 3. ROBBERY | | | |
| (a) HIGHWAY (streets, alleys, etc.) | 31 | 167 | 126,334.00 |
| (b) COMMERCIAL HOUSE (except c, d, and f) | 32 | 17 | 3,285.00 |
| (c) GAS OR SERVICE STATION | 33 | 4 | 4,863.00 |
| (d) CONVENIENCE STORE | 34 | 5 | 2,484.00 |
| (e) RESIDENCE (anywhere on premises) | 35 | 13 | 2,644.00 |
| (f) BANK | 36 | 0 | 0.00 |
| (g) MISCELLANEOUS | 37 | 16 | 1,887.00 |
| TOTAL ROBBERY | 30 | 222 | \$ 141,497.00 |
| 5. BURGLARY - BREAKING OR ENTERING | | | |
| (a) RESIDENCE (dwelling) | | | |
| (1) NIGHT (6 p.m. - 6 a.m.) | 51 | 116 | 71,352.00 |
| (2) DAY (6 a.m. - 6 p.m.) | 52 | 259 | 145,331.00 |
| (3) UNKNOWN | 53 | 0 | 0.00 |
| (b) NON-RESIDENCE (store, office, etc.) | | | |
| (1) NIGHT (6 p.m. - 6 a.m.) | 54 | 48 | 51,504.00 |
| (2) DAY (6 a.m. - 6 p.m.) | 55 | 29 | 93,684.00 |
| (3) UNKNOWN | 56 | 0 | 0.00 |
| TOTAL BURGLARY | 50 | 452 | \$ 361,871.00 |
| 6. LARCENY - THEFT (Except Motor Vehicle Theft) | | | |
| (a) \$200 AND OVER | 61 | 385 | 667,236.00 |
| (b) \$50 TO \$200 | 62 | 99 | 10,697.00 |
| (c) UNDER \$50 | 63 | 982 | 2,886.00 |
| TOTAL LARCENY (Same as Item 6X) | 60 | 1,466 | \$ 680,819.00 |
| 7. MOTOR VEHICLE THEFT (Include Alleged Joy Ride) | 70 | 434 | \$ 127,395.00 |
| GRAND TOTAL - ALL ITEMS | 77 | | \$ 1,311,582.00 |
| ADDITIONAL ANALYSIS OF LARCENY AND MOTOR VEHICLE THEFT | | | |
| 6X. NATURE OF LARCENIES UNDER ITEM 6 | | | |
| (a) POCKET-PICKING | 81 | 4 | 1,086.00 |
| (b) PURSE-SNATCHING | 82 | 24 | 3,191.00 |
| (c) SHOPLIFTING | 83 | 252 | 24,820.00 |
| (d) FROM MOTOR VEHICLES (except e) | 84 | 761 | 414,375.00 |
| (e) MOTOR VEHICLE PARTS AND ACCESSORIES | 85 | 77 | 30,739.00 |
| (f) BICYCLES | 86 | 25 | 4,782.00 |
| (g) FROM BUILDING (except c and h) | 87 | 159 | 106,071.00 |
| (h) FROM ANY COIN-OPERATED MACHINES (parking meters, etc.) | 88 | 0 | 0.00 |
| (i) ALL OTHER | 89 | 164 | 95,755.00 |
| TOTAL LARCENIES (Same as Item 6) | 80 | 1,466 | \$ 680,819.00 |
| 7X. MOTOR VEHICLES RECOVERED | | | |
| (a) STOLEN LOCALLY AND RECOVERED LOCALLY | 91 | 101 | |
| (b) STOLEN LOCALLY AND RECOVERED BY OTHER JURISDICTIONS | 92 | 15 | |
| (c) TOTAL LOCALLY STOLEN MOTOR VEHICLES RECOVERED (a & b) | 93 | 116 | |
| (d) STOLEN IN OTHER JURISDICTIONS AND RECOVERED LOCALLY | 90 | N/A | |

SUPPLEMENT TO RETURN A
MONTHLY RETURN OF OFFENSES KNOWN TO THE POLICE

1-706 (Rev.8-30-94)
Form Approved
OMB No. 1110-0007

This report is authorized by law, Title 28, Section 534, U.S. Code. While you are not required to respond, your cooperation in submitting this report with the Return A will assist the FBI in compiling comprehensive, accurate figures on a timely basis.

This form deals with the nature of crime and the monetary value of property stolen and recovered. The total offenses recorded on the form should be the same as the number of actual offenses listed in Column 4 of the Return A for each crime class. Include attempted crimes on this form, but do not include unfounded offenses. If you cannot complete the report in all areas, please record as much information as is available. Tally sheets will be sent upon request.

PROPERTY BY TYPE AND VALUE

| Type of Property (1) | Data Entry | Monetary Value of Property Stolen in Your Jurisdiction | |
|--|------------|--|------------------|
| | | Stolen (2) | Recovered (3) |
| (A) Currency, Notes, Etc. | 01 | \$ 110,527.00 | \$ 0.00 |
| (B) Jewelry and Precious Metals | 02 | 202,532.00 | 0.00 |
| (C) Clothing and Furs | 03 | 77,520.00 | 2.00 |
| (D) Locally Stolen Motor Vehicles | 04 | 127,395.00 | 22,966.00 |
| (E) Office Equipment | 05 | 24,693.00 | 0.00 |
| (F) Televisions, Radios, Stereos, Etc. | 06 | 343,736.00 | 632.00 |
| (G) Firearms | 07 | 19,288.00 | 1.00 |
| (H) Household Goods | 08 | 14,144.00 | 0.00 |
| (I) Consumable Goods | 09 | 11,651.00 | 0.00 |
| (J) Livestock | 10 | 0.00 | 0.00 |
| (K) Miscellaneous | 11 | 380,096.00 | 3.00 |
| TOTAL | 00 | \$ 1,311,582.00 | \$ 23,604.00 |

The total of this column should agree with the Grand Total (DATA ENTRY 77) shown on page 2.

Include in this column all property recovered even though stolen in prior months. The above is an accounting for only that property stolen in your jurisdiction. This will include property recovered for you by other jurisdictions, but not property you recover for them.

AUGUST 14, 2014

DATE

Nail J. King

LIEUTENANT

PREPARED BY

TITLE

George M. Jones CHIEF
CHIEF, COMMISSIONER, SHERIFF OR SUPERINTENDENT

JULY 2014

Month and Year of Report

GAAPD 0000

Agency Identifier

ATLANTA POLICE DEPARTMENT - GEORGIA

Agency and State

LAW ENFORCEMENT OFFICERS KILLED OR ASSAULTED

It is requested this report be completed and transmitted with monthly crime reports to: Director, Federal Bureau of Investigation, Uniform Crime Reports, Washington, D. C. 20535. This form should be used to report the number of your officers who were assaulted or killed in the line of duty during the month. Additional information concerning officers killed will be requested by a separate questionnaire.

| | | |
|--|---------------------------|---|
| OFFICERS KILLED Number of your law enforcement officers killed in the line of duty this month. | By felonious act | 0 |
| | By accident or negligence | 0 |

Officers Assaulted (Do not include officers killed) - See other side for instructions.

| Type of Activity | Total Assaults by Weapon A | Type of Weapon | | | | Type of Assignment | | | | | | | | Police Assaults Cleared M |
|--|-------------------------------|----------------|--|-----------------------------|-------------------------------|--------------------------|---------------------|----------------|------------------------------|----------------|------------|----------------|-----------|------------------------------|
| | | Firearm B | Knife or Other Cutting Instrument C | Other Dangerous Weapon D | Hands, Fists, Feet, etc. E | Two-Officer Vehicle F | One-Officer Vehicle | | Detective or Special Assign. | | Other | | | |
| | | | | | | | Alone G | As-sisted H | Alone I | As-sisted J | Alone K | As-sisted L | | |
| 1. Responding to "Disturbance" calls (family quarrels, man with gun, etc.) | 0 | | | | | | | | | | | | | |
| 2. Burglaries in progress or pursuing burglary suspects | 0 | | | | | | | | | | | | | |
| 3. Robberies in progress or pursuing robbery suspects | 0 | | | | | | | | | | | | | |
| 4. Attempting other arrests | 0 | | | | | | | | | | | | | |
| 5. Civil disorder (riot, mass disobedience) | 0 | | | | | | | | | | | | | |
| 6. Handling, transporting, custody of prisoners | 13 | | | 1 | 12 | | 2 | 7 | | | | 2 | 2 | 13 |
| 7. Investigating suspicious persons or circumstances | 4 | 1 | | 1 | 2 | | 3 | | | | | 1 | | 4 |
| 8. Ambush - no warning | 0 | | | | | | | | | | | | | |
| 9. Mentally deranged | 0 | | | | | | | | | | | | | |
| 10. Traffic pursuits and stops | 0 | | | | | | | | | | | | | |
| 11. All Other | 3 | | | | 3 | | 1 | 2 | | | | | | 3 |
| 12. TOTAL (1-11) | 20 | 1 | 0 | 2 | 17 | 0 | 6 | 9 | 0 | 0 | 3 | 2 | 20 | |
| 13. Number with personal injury | 0 | | | | | | | | | | | | | |
| 14. Number without personal injury | 20 | 1 | | 2 | 17 | | | | | | | | | |
| 15. Time of assaults | AM | 2 | 4 | 1 | | | 1 | | | | | | | 1 |
| | PM | | 1 | 1 | 1 | | | 2 | | | | | | 7 |

DO NOT WRITE HERE

| | |
|----------|----------|
| Recorded | Initials |
| Edited | |
| Punched | |
| Verified | |
| Adjusted | |

DOJ/FBI

12:01 2:00 4:00 6:00 8:00 10:00 12:00

JULY 2014
Month and Year

GAAPD 0000
Agency Identifier

ATLANTA POLICE DEPARTMENT
Agency

GEORGIA
State

Nail J Klay LIEUTENANT
Prepared By Title

George H. ... CHIEF
Chief, Sheriff, Commissioner, Superintendent

MONTHLY RETURN OF ARSON OFFENSES KNOWN TO LAW ENFORCEMENT

DO-73 (2-11-82)
Form Approved
OMB No. 1110-0008

This report is authorized by law Title 28, Section 534, United States Code, and the enactment of the fiscal year 1979, Department of Justice Authorization Bill S. 3151. While you are not required to respond, your cooperation in using this form to report all incidents of arson which become known to your department during the month will assist the FBI in compiling comprehensive, accurate data on a timely basis. Instructions appear on reverse side.

| 1 | | 2 | 3 | 4 | 5 | 6 | 7 | 8 |
|--|---|---|--|--|--|---|---|------------------------------------|
| PROPERTY CLASSIFICATION | | Offenses Reported or Known to Police (Include Unfounded and Attempts) | Unfounded, i.e. False or Baseless Complaints | Number of Actual Offenses (Column 2 Minus Column 3 (Include Attempts)) | Total Offenses Cleared by Arrest or Exceptional Means (Include Column 6) | Number of Clearances Involving Only Persons Under 18 Years of Age | Offenses Where Structures Uninhabited Abandoned, or not Normally in Use | Estimated Value of Property Damage |
| S T R U C T U R A L | A. Single Occupancy Residential: Houses, Townhouses, Duplexes, etc. | 15 | 13 | 2 | | | | \$ 21,000. |
| | B. Other Residential: Apartments, Tenements, Flats, Hotels, Motels, Inns, Dormitories, Boarding Houses, etc. | 6 | 3 | 3 | | | | \$ 9,500. |
| | C. Storage: Barns, Garages, Warehouses, etc. | 1 | 1 | | | | | \$ |
| | D. Industrial/Manufacturing | | | | | | | \$ |
| | E. Other Commercial: Stores, Restaurants, Offices, etc. | | | | | | | \$ |
| | F. Community/Public: Churches, Jails, Schools, Colleges, Hospitals, etc. | | | | | | | \$ |
| | G. All Other Structure: Out Buildings, Monuments, Buildings Under Construction, etc. | | | | | | | \$ |
| TOTAL STRUCTURE | | 22 | 17 | 5 | | | | \$ 30,500. |
| M O B I L E | H. Motor Vehicles: Automobiles, Trucks, Buses, Motorcycles, etc.: UCR Definition | 6 | 2 | 4 | | | | \$ 40,000. |
| | I. Other Mobile Property: Trailers, Recreational Vehicles, Airplanes, Boats, etc. | | | | | | | \$ |
| | TOTAL MOBILE | 6 | 2 | 4 | | | | \$ 40,000. |
| J. TOTAL OTHER Crops, Timber, Fences, Signs, etc. | | | | | | | | \$ |
| GRAND TOTAL | | 28 | 19 | 9 | | | | \$ 70,500. |

Agency Identifier GAAPD 0000 Month JULY 2014
 Agency ATLANTA POLICE DEPARTMENT State GEORGIA
 Prepared by *George N. J...* LIEUTENANT
Chief, Commissioner, Sheriff, or Superintendent CHIEF

| DO NOT WRITE HERE | |
|-------------------|--|
| Recorded | |
| Edited | |
| Entered | |
| Adjusted | |
| Corres. | |

AGENCY IDENTIFIER GAAPD 0000 REPORTING PERIOD JULY 2014

AGENCY NAME ATLANTA POLICE DEPARTMENT

POLICE DISPOSITION OF JUVENILES

-Not to include neglect or traffic cases-

1. Handled within Department and released.
(Warning, released to parents, etc.)

2. Referred to juvenile court or probation department.

3. Referred to welfare agency.

4. Referred to other police agency.

5. Referred to criminal or adult court.

| | |
|-------|----|
| | |
| | 95 |
| | |
| | |
| | |
| | |
| TOTAL | 95 |

AUGUST 13, 2014

DATE

Nail J. K... LIEUTENANT

PREPARED BY

TITLE

George M. J... CHIEF

APPROVED BY

TITLE

GCIC USE ONLY

| | |
|----------|-------|
| Recorded | _____ |
| Reviewed | _____ |
| Punched | _____ |
| Verified | _____ |

RETURN TO

Georgia Crime Information Center/Uniform Crime Reporting
P. O. Box 1456
Atlanta, Georgia 30301

Return on or before the 7th of the following month.

GCIC/UCR-012 (9/74)

PAGE 1 OF 2
SUPPLEMENTARY HOMICIDE REPORT

1-704 (Rev. 4-24-95)
Form Approved
OMB No. 1110-0002

This report is authorized by law Title 28, Section 534, United States Code. While you are not required to respond, your cooperation in using this form to list data pertaining to all homicides reported on your Return A will assist the FBI in compiling comprehensive, accurate data regarding this important classification on a timely basis.

1a. Murder and Nonnegligent Manslaughter

List below specific information for all offenses shown in item 1a of the monthly Return A. In addition, list all justifiable killings of felons by a citizen or by a peace officer in the line of duty. A brief explanation in the circumstances column regarding unfounded homicide offenses will aid the national Uniform Crime Reporting Program in editing the reports.

| Incident | Situation* | Victim ** | | | | Offender** | | | | Data Code | | | Weapon Used (Handgun, Rifle, Shotgun, Club, Poison, etc.) | Relationship of Victim to Offender (Husband, Wife, Son, Father, Acquaintance, Neighbor, Stranger, etc.) | Circumstances (Victim shot by robber, robbery victim shot robber, killed by patron during barroom brawl, etc.) |
|----------|------------|-----------|-----|------|-----------|------------|-----|------|-----------|---------------------------------|--|--|---|---|---|
| | | Age | Sex | Race | Ethnicity | Age | Sex | Race | Ethnicity | Do Not Write In These Spaces | | | | | |
| | A | 62 | M | B | N | 68 | M | B | N | | | | KNIFE/CUTTING INSTRU./SCISSORS | BROTHER | OTHER - DOMESTIC |
| | B | 24 | M | B | N | | | | | | | | HANDGUN - 380 CAL | UNKNOWN | OTHER |
| | A | 64 | M | B | N | 24 | M | B | N | | | | HANDGUN - 25 CAL. | STRANGER | OTHER ARGUMENTS |
| | B | 22 | M | B | N | | | | | | | | HANDGUN | UNKNOWN | OTHER |
| | B | 18 | M | B | N | | | | | | | | HANDGUN | UNKNOWN | OTHER |
| | B | 28 | M | B | N | | | | | | | | HANDGUN - 9 MM | UNKNOWN | OTHER |
| | B | 24 | M | B | N | | | | | | | | HANDGUN | UNKNOWN | OTHER |
| | B | 29 | M | B | N | | | | | | | | HANDGUN - 45 CAL. | UNKNOWN | OTHER |
| | A | 60 | M | B | N | 29 | M | W | N | | | | HANDGUN | STRANGER | FELON KILLED BY POLICE * |
| | A | 58 | M | B | N | 51 | M | B | N | | | | UNKNOWN/OTHER | ACQUAINTANCE | FELON KILLED BY PRIVATE CITIZEN * |

* - See reverse side for explanation

JULY 2014
Month and Year
ATLANTA POLICE DEPARTMENT
Agency

GAAPD 0000
Agency Identifier
GEORGIA
State

Nail J Klay
Prepared By
George M. Jones
Chief, Sheriff, Commissioner, Superintendent

LIEUTENANT
Title
CHIEF

| DO NOT WRITE HERE | |
|-------------------|--|
| Recorded | |
| Edited | |
| Punched | |
| Verified | |
| Adjusted | |

SSD/8-14-14

PAGE 2 OF 2
SUPPLEMENTARY HOMICIDE REPORT

1-704 (Rev. 4-24-95)
Form Approved
OMB No. 1110-0002

This report is authorized by law Title 28, Section 534, United States Code. While you are not required to respond, your cooperation in using this form to list data pertaining to all homicides reported on your Return A will assist the FBI in compiling comprehensive, accurate data regarding this important classification on a timely basis.

1a. Murder and Nonnegligent Manslaughter

List below specific information for all offenses shown in item 1a of the monthly Return A. In addition, list all justifiable killings of felons by a citizen or by a peace officer in the line of duty. A brief explanation in the circumstances column regarding unfounded homicide offenses will aid the national Uniform Crime Reporting Program in editing the reports.

| Incident | Situation* | Victim ** | | | | Offender** | | | | Data Code | | | Weapon Used (Handgun, Rifle, Shotgun, Club, Poison, etc.) | Relationship of Victim to Offender (Husband, Wife, Son, Father, Acquaintance, Neighbor, Stranger, etc.) | Circumstances (Victim shot by robber, robbery victim shot robber, killed by patron during barroom brawl, etc.) |
|----------|------------|-----------|-----|------|-----------|------------|-----|------|-----------|---------------------------------|--|--|---|---|---|
| | | Age | Sex | Race | Ethnicity | Age | Sex | Race | Ethnicity | Do Not Write In These Spaces | | | | | |
| | A | 50 | M | B | N | 67 | M | W | N | | | | HANDGUN | STRANGER | FELON KILLED BY PRIVATE CITIZEN * |
| | | | | | | | | | | | | | | | |
| | | | | | | | | | | | | | | | |
| | | | | | | | | | | | | | | | |
| | | | | | | | | | | | | | | | |
| | | | | | | | | | | | | | | | |
| | | | | | | | | | | | | | | | |
| | | | | | | | | | | | | | | | |
| | | | | | | | | | | | | | | | |
| | | | | | | | | | | | | | | | |
| | | | | | | | | | | | | | | | |
| | | | | | | | | | | | | | | | |
| | | | | | | | | | | | | | | | |
| | | | | | | | | | | | | | | | |

* - See reverse side for explanation

JULY 2014
Month and Year

ATLANTA POLICE DEPARTMENT
Agency

GAAPD 0000
Agency Identifier

GEORGIA
State

Nail J. Klay
Prepared By

LIEUTENANT
Title

George H. J.
Chief, Sheriff, Commissioner, Superintendent

CHIEF
Title

| DO NOT WRITE HERE | |
|-------------------|--|
| Recorded | |
| Edited | |
| Punched | |
| Verified | |
| Adjusted | |

ATLANTA POLICE DEPARTMENT
 AGE, SEX, AND RACE OF PERSONS ARRESTED
 17 YEARS OF AGE AND OVER

MONTH JULY

YEAR 2014

| CLASSIFICATION OF OFFENSES | SEX | AGE OF PERSON ARRESTED | | | | | | | | | | | | | | | | TOTAL | RACE | | | | ETHNIC | | |
|--|-------|------------------------|----|----|----|----|----|----|----------|----------|----------|----------|----------|----------|----------|----------|----------|-------|-------|-------|--------------|---------------|---------------|---------------|--|
| | | 17 | 18 | 19 | 20 | 21 | 22 | 23 | 24 29 | 30 34 | 35 39 | 40 44 | 45 49 | 50 54 | 55 59 | 60 64 | 65 UP | | White | Black | Native Amer. | Asian/Pacific | Whi. Hispanic | Blck Hispanic | |
| Murder/Nonnegligent Manslaughter | 01a M | 1 | | | 1 | | | 1 | 1 | | 2 | | | | | | 1 | 7 | | | | | | | |
| | F | | | | | | | | | | | | | | | | | 0 | | 7 | | | | | |
| Manslaughter by Negligence | 01b M | | | | | | | | | | | | | | | | | 0 | | | | | | | |
| | F | | | | | | | | | | | | | | | | | 0 | | | | | | | |
| Forcible Rape | 02 M | | | | | | | | 2 | 1 | | 1 | | | | | | 4 | | | | | | | |
| | F | | | | | | | | | | | | | | | | | 0 | 1 | 3 | | | | | |
| Robbery | 03 M | 2 | 2 | 2 | 1 | 1 | 1 | 1 | 7 | 8 | 6 | | 2 | | 4 | | 1 | 38 | | | | | | | |
| | F | | | | 1 | 1 | | 1 | | | 1 | | | 1 | | | | 5 | 4 | 39 | | | | | |
| Aggravated Assault | 04 M | 2 | 2 | 3 | 2 | 3 | 3 | 5 | 14 | 9 | 7 | 6 | 9 | 4 | 4 | | 4 | 77 | | | | | | | |
| | F | 1 | | | 1 | 2 | 2 | 1 | 8 | 3 | 4 | 2 | 3 | 1 | | 1 | | 29 | 7 | 99 | | | | | |
| Burglary- Breaking or Entering | 05 M | 4 | 1 | | | | | 1 | 3 | 2 | 1 | 2 | 3 | 1 | | | | 18 | | | | | | | |
| | F | | | 1 | | | | | 1 | 1 | | | | | | | | 3 | 1 | 20 | | | | | |
| Larceny - Theft (except Motor Vehicle Theft) | 06 M | 14 | 11 | 3 | 9 | 4 | 2 | 2 | 25 | 23 | 11 | 22 | 26 | 20 | 17 | 7 | 1 | 197 | | | | | | | |
| | F | 3 | 1 | 2 | 3 | 5 | 4 | 4 | 13 | 6 | 4 | 3 | 3 | 4 | 4 | 2 | 2 | 63 | 30 | 228 | | 2 | | | |
| Motor Vehicle Theft | 07 M | | 2 | | | 1 | | 1 | 2 | 2 | | 2 | 2 | | | | | 12 | | | | | | | |
| | F | | | 1 | | | | | | | | | | | | | | 1 | | 13 | | | | | |
| Other Assaults | 08 M | | 2 | 4 | 5 | 4 | 5 | 12 | 33 | 20 | 16 | 13 | 14 | 12 | 11 | 7 | 1 | 159 | | | | | | | |
| | F | | 2 | 1 | 2 | 5 | 2 | 5 | 12 | 6 | 6 | 4 | 8 | 5 | 1 | 2 | | 61 | 20 | 200 | | | | | |
| Arson | 09 M | | | | | | | | | | | | | | | | | 0 | | | | | | | |
| | F | | | | | | | | | | | | | | | | | 0 | | | | | | | |
| Forgery and Counterfeiting | 10 M | | | 1 | 1 | 1 | 2 | 1 | 4 | 2 | | 1 | | | 2 | | | 15 | | | | | | | |
| | F | | 1 | | | | | 1 | 3 | | | 1 | | | | | | 6 | 2 | 19 | | | | | |
| Fraud | 11 M | | 2 | | 1 | | | 1 | 3 | 3 | 3 | 2 | 1 | 4 | 1 | 1 | 1 | 23 | | | | | | | |
| | F | | | | 1 | | | 2 | 1 | 1 | 2 | 2 | | | | | | 9 | 2 | 30 | | | | | |
| Embezzlement | 12 M | | | | | | | 1 | 2 | | | | | | | | | 3 | | | | | | | |
| | F | | | | | 1 | | 2 | 1 | | | | | | | | | 4 | | 7 | | | | | |
| Stolen Property; Buying, Receiving, Possessing | 13 M | | 3 | | | 2 | | | 7 | 7 | 1 | 2 | 3 | 3 | | | | 28 | | | | | | | |
| | F | | | | | | | | | | 1 | | 1 | | | | | 2 | 2 | 28 | | | | | |
| Vandalism | 14 M | | | | 1 | 1 | 1 | 1 | 3 | 4 | 1 | | 4 | 1 | 1 | | | 18 | | | | | | | |
| | F | 1 | | | | | | 1 | 3 | 1 | 2 | | | | 1 | | | 9 | 2 | 25 | | | | | |
| Weapons | 15 M | 2 | 1 | 2 | 1 | 1 | 3 | 2 | 10 | 6 | 3 | 1 | 1 | | | | | 33 | | | | | | | |
| | F | | 1 | | | | 1 | | 1 | | | | | | | | | 3 | | 36 | | | | | |

ATLANTA POLICE DEPARTMENT
 AGE, SEX, AND RACE OF PERSONS ARRESTED
 17 YEARS OF AGE AND OVER

MONTH JULY

YEAR 2014

| CLASSIFICATION OF OFFENSES | SEX | AGE OF PERSON ARRESTED | | | | | | | | | | | | | | | TOTAL | RACE | | | | ETHNIC | | |
|---|-----|------------------------|----|----|----|----|----|----|----------|----------|----------|----------|----------|----------|----------|----------|-------|----------|-------|-------|--------------|---------------|---------------|---------------|
| | | 17 | 18 | 19 | 20 | 21 | 22 | 23 | 24 29 | 30 34 | 35 39 | 40 44 | 45 49 | 50 54 | 55 59 | 60 64 | | 65 UP | White | Black | Native Amer. | Asian/Pacific | Whi. Hispanic | Blck Hispanic |
| Prostitution and Commercialized Vice | M | | | | | | | | 3 | | | | | 1 | | | | 4 | | | | | | |
| | F | | | 1 | | | | | 2 | 2 | | 3 | 2 | 1 | | | | 11 | 2 | 13 | | | | |
| Sex Offenses (except Rape and Prostitution) | M | | 2 | | 2 | 1 | 1 | 2 | 20 | 9 | 7 | 13 | 14 | 7 | 6 | 9 | 2 | 95 | | | | | | |
| | F | | | | | | | | 2 | | 4 | 3 | 2 | 1 | | | 1 | 13 | 12 | 96 | | | | |
| Drug Abuse Violations Grand Total | M | 12 | 7 | 10 | 16 | 20 | 14 | 15 | 97 | 50 | 43 | 29 | 20 | 25 | 16 | 7 | 0 | 381 | | | | | | |
| | F | 1 | 1 | 0 | 5 | 3 | 1 | 5 | 9 | 5 | 4 | 3 | 2 | 1 | 0 | 2 | 2 | 44 | 44 | 380 | 0 | 1 | 0 | 0 |
| (1) Sale/Manufacturing Subtotal | M | 2 | 2 | 2 | 4 | 2 | 2 | 2 | 13 | 3 | 4 | 9 | 0 | 7 | 3 | 1 | 0 | 56 | | | | | | |
| | F | 0 | 0 | 0 | 1 | 0 | 0 | 1 | 2 | 1 | 1 | 1 | 0 | 0 | 0 | 1 | 0 | 8 | 5 | 59 | 0 | 0 | 0 | 0 |
| Opium or Cocaine and their derivatives | M | | | | 1 | | | | 4 | 1 | 1 | 3 | | 3 | | | 13 | | | | | | | |
| | F | | | | | | | | | | | | | | | | 0 | | 13 | | | | | |
| Marijuana | M | 1 | 2 | 1 | 3 | 1 | 2 | | 6 | | 2 | 5 | | 3 | 2 | 1 | 29 | | | | | | | |
| | F | | | | 1 | | | 1 | 2 | | 1 | 1 | | | | | 6 | 1 | 34 | | | | | |
| Synthetic Narcotics | M | | | | | | | | | 1 | | | | | | | 1 | | | | | | | |
| | F | | | | | | | | | | | | | | | | 0 | | 1 | | | | | |
| Other Dangerous Non-Narcotic Drugs | M | 1 | | 1 | | 1 | | 2 | 3 | 1 | 1 | 1 | | 1 | 1 | | 13 | | | | | | | |
| | F | | | | | | | | | 1 | | | | | | 1 | 2 | 4 | 11 | | | | | |
| (2) Possession Subtotal | M | 10 | 5 | 8 | 12 | 18 | 12 | 13 | 84 | 47 | 39 | 20 | 20 | 18 | 13 | 6 | 0 | 325 | | | | | | |
| | F | 1 | 1 | 0 | 4 | 3 | 1 | 4 | 7 | 4 | 3 | 2 | 2 | 1 | 0 | 1 | 2 | 36 | 39 | 321 | 0 | 1 | 0 | 0 |
| Opium or Cocaine and their derivatives | M | | | 2 | 1 | 2 | 2 | | 9 | 7 | 5 | 4 | 4 | 7 | 4 | 3 | 50 | | | | | | | |
| | F | | | | | | 1 | | 2 | 1 | 1 | | 1 | 1 | | 1 | 9 | 15 | 44 | | | | | |
| Marijuana | M | 10 | 5 | 6 | 11 | 16 | 10 | 13 | 72 | 39 | 30 | 16 | 16 | 10 | 9 | 3 | 266 | | | | | | | |
| | F | 1 | 1 | | 4 | 3 | | 3 | 4 | 3 | 2 | 2 | 1 | | | | 24 | 17 | 272 | | 1 | | | |
| Synthetic Narcotics | M | | | | | | | | | | | | | | | | 0 | | | | | | | |
| | F | | | | | | | | | | | | | | | | 0 | | | | | | | |
| Other Dangerous Non-Narcotic Drugs | M | | | | | | | | 3 | 1 | 4 | | | 1 | | | 9 | | | | | | | |
| | F | | | | | | | 1 | 1 | | | | | | | | 3 | 7 | 5 | | | | | |
| Gambling Total | M | 1 | 0 | 4 | 1 | 1 | 0 | 1 | 2 | 4 | 1 | 0 | 0 | 1 | 0 | 0 | 0 | 16 | | | | | | |
| | F | 0 | 0 | 0 | 0 | 0 | 0 | 0 | 0 | 0 | 0 | 0 | 0 | 0 | 0 | 0 | 0 | 0 | 0 | 16 | 0 | 0 | 0 | 0 |
| Bookmaking | M | | | | | | | | | | | | | | | | 0 | | | | | | | |
| | F | | | | | | | | | | | | | | | | 0 | | | | | | | |
| Numbers and Lottery | M | | | | | | | | | | | | | | | | 0 | | | | | | | |
| | F | | | | | | | | | | | | | | | | 0 | | | | | | | |

**ATLANTA POLICE DEPARTMENT
AGE, SEX, AND RACE OF PERSONS ARRESTED
17 YEARS OF AGE AND OVER**

MONTH JULY

YEAR 2014

| CLASSIFICATION OF OFFENSES | SEX | AGE OF PERSON ARRESTED | | | | | | | | | | | | | | | | TOTAL | RACE | | | | ETHNIC | |
|--------------------------------------|-----|------------------------|----|----|----|----|----|----|----------|----------|----------|----------|----------|----------|----------|----------|----------|-------|-------|-------|--------------|---------------|---------------|----------------|
| | | 17 | 18 | 19 | 20 | 21 | 22 | 23 | 24 29 | 30 34 | 35 39 | 40 44 | 45 49 | 50 54 | 55 59 | 60 64 | 65 UP | | White | Black | Native Amer. | Asian/Pacific | Whi. Hispanic | Black Hispanic |
| All Other Gambling | M | 1 | | 4 | 1 | 1 | | 1 | 2 | 4 | 1 | | | 1 | | | | 16 | | | | | | |
| | F | | | | | | | | | | | | | | | | | 0 | | 16 | | | | |
| Offenses Against Family And Children | M | | | | | | | | | | | | | | | | 1 | 1 | | | | | | |
| | F | | | | | | 1 | | 2 | 1 | | | | | | | | 4 | | 5 | | | | |
| Driving Under the Influence | M | | 1 | | 3 | 1 | 3 | 4 | 20 | 14 | 12 | 5 | 7 | 1 | 4 | | 1 | 76 | | | | | | |
| | F | | | | 1 | | | 2 | 9 | 5 | 4 | 2 | 3 | 1 | | | 1 | 28 | 34 | 68 | | 2 | | |
| Liquor Laws | M | 3 | 2 | 3 | 3 | 1 | 1 | 3 | 12 | 9 | 11 | 19 | 36 | 39 | 34 | 21 | 8 | 205 | | | | | | |
| | F | 2 | 1 | 6 | 3 | | | 1 | 1 | | 4 | 6 | 8 | 7 | 2 | 1 | 1 | 43 | 49 | 198 | 1 | | | |
| Drunkenness | M | | 1 | | | | 2 | 1 | 12 | 6 | 5 | 9 | 14 | 11 | 4 | 3 | 4 | 72 | | | | | | |
| | F | | | | | | 1 | 1 | 4 | | 2 | 1 | 1 | 2 | | | | 12 | 21 | 63 | | | | |
| Disorderly Conduct | M | 1 | 2 | 3 | 6 | 2 | 6 | 1 | 26 | 19 | 22 | 21 | 16 | 22 | 18 | 8 | 2 | 175 | | | | | | |
| | F | | | 2 | 2 | 1 | 3 | 2 | 7 | 9 | 7 | 7 | 7 | 4 | 3 | | | 54 | 28 | 201 | | | | |
| Vagrancy | M | | | | | | | | 2 | 4 | 4 | 5 | 5 | 7 | 11 | 4 | | 42 | | | | | | |
| | F | | | | | | | | | | | 2 | 1 | | 1 | | | 4 | 7 | 39 | | | | |
| All Other Offenses (except Traffic) | M | 4 | 3 | 8 | 9 | 2 | 4 | 8 | 47 | 29 | 19 | 33 | 29 | 51 | 24 | 17 | 4 | 291 | | | | | | |
| | F | | 2 | 3 | 3 | 3 | 2 | 7 | 9 | 8 | 5 | 3 | 4 | 4 | 1 | 1 | 1 | 56 | 52 | 293 | | 2 | | |
| Suspicion | M | | | | | | | | | | | | | | | | | 0 | | | | | | |
| | F | | | | | | | | | | | | | | | | | 0 | | | | | | |
| TOTAL | | 54 | 53 | 60 | 84 | 67 | 65 | 99 | 445 | 279 | 225 | 228 | 251 | 242 | 171 | 93 | 38 | 2454 | 320 | 2126 | 1 | 7 | 0 | 0 |

JULY 2014

Month and Year of Report

GAAPD 0000

Agency Identifier

AUGUST 14, 2014

Date

Nail J. Klotz

Prepared By

LIEUTENANT

Title

ATLANTA POLICE DEPARTMENT - GEORGIA

Agency and State

George N. Jones

CHIEF

Chief, Commissioner, Sheriff, or Superintendent

**ATLANTA POLICE DEPARTMENT
AGE, SEX, AND RACE OF PERSONS ARRESTED
16 YEARS OF AGE AND UNDER**

MONTH JULY

YEAR 2014

| CLASSIFICATION OF OFFENSES | SEX | AGE | | | | | | RACE | | | | ETHNIC | |
|--|-----|-----|------|------|----|----|-------|-------|-------|--------------|---------------|---------------|---------------|
| | | 09 | 1012 | 1314 | 15 | 16 | TOTAL | White | Black | Native Amer. | Asian/Pacific | Whi. Hispanic | Blck Hispanic |
| | | | | | | | | | | | | | |
| Murder/Nonnegligent Manslaughter | 01a | M | | | | | 0 | | | | | | |
| | F | | | | | | 0 | | | | | | |
| Manslaughter by Negligence | 01b | M | | | | | 0 | | | | | | |
| | F | | | | | | 0 | | | | | | |
| Forcible Rape | 02 | M | | | 1 | | 1 | | | | | | |
| | F | | | | | | 0 | | 1 | | | | |
| Robbery | 03 | M | | | | 5 | 6 | 11 | | | | | |
| | F | | | | | | | 0 | | 11 | | | |
| Aggravated Assault | 04 | M | | | | | 0 | | | | | | |
| | F | | | | | 1 | 1 | | | 1 | | | |
| Burglary- Breaking or Entering | 05 | M | | 1 | 4 | 4 | 2 | 11 | | | | | |
| | F | | | | 1 | | 1 | 2 | | 13 | | | |
| Larceny - Theft (except Motor Vehicle Theft) | 06 | M | | | 3 | 3 | 1 | 7 | | | | | |
| | F | | | | | 1 | 2 | 3 | | 10 | | | |
| Motor Vehicle Theft | 07 | M | | | 5 | 5 | 4 | 14 | | | | | |
| | F | | | | 2 | 1 | | 3 | | 17 | | | |
| Other Assaults | 08 | M | | | 3 | 2 | 1 | 6 | | | | | |
| | F | | | | | 2 | | 2 | | 8 | | | |
| Arson | 09 | M | | | | | | 0 | | | | | |
| | F | | | | | | | 0 | | | | | |
| Forgery and Counterfeiting | 10 | M | | | | | | 0 | | | | | |
| | F | | | | | | | 0 | | | | | |
| Fraud | 11 | M | | | | | | 0 | | | | | |
| | F | | | | | | | 0 | | | | | |
| Embezzlement | 12 | M | | | | | | 0 | | | | | |
| | F | | | | | | | 0 | | | | | |
| Stolen Property, Buying, Receiving, Possessing | 13 | M | | | | 1 | | 1 | | | | | |
| | F | | | | | | | 0 | | 1 | | | |
| Vandalism | 14 | M | | 1 | 3 | | 1 | 5 | | | | | |
| | F | | | | | | | 0 | | 5 | | | |
| Weapons | 15 | M | | | | | 2 | 2 | | | | | |
| | F | | | | | | | 0 | | 2 | | | |
| Prostitution and Commercialized Vice | 16 | M | | | | | | 0 | | | | | |
| | F | | | | | | | 0 | | | | | |

- 88 -

ATLANTA POLICE DEPARTMENT
 AGE, SEX, AND RACE OF PERSONS ARRESTED
 16 YEARS OF AGE AND UNDER

MONTH JULY

YEAR 2014

| CLASSIFICATION OF OFFENSES | SEX | AGE | | | | | | RACE | | | | ETHNIC | | |
|---|-----|-----|------|------|----|----|-------|-------|-------|--------------|---------------|---------------|---------------|---|
| | | 09 | 1012 | 1314 | 15 | 16 | TOTAL | White | Black | Native Amer. | Asian/Pacific | Whi. Hispanic | Blck Hispanic | |
| Sex Offenses (except Rape and Prostitution) | 17 | M | | 1 | 1 | | | 2 | | | | | | |
| | F | | | | | | 0 | | 2 | | | | | |
| Drug Abuse Violations Grand Total | 18 | M | 0 | 0 | 1 | 0 | 2 | 3 | | | | | | |
| | F | 0 | 0 | 0 | 0 | 0 | 0 | 0 | 0 | 3 | 0 | 0 | 0 | 0 |
| (1) Sale/Manufacturing Subtotal | 180 | M | 0 | 0 | 0 | 0 | 0 | 0 | | | | | | |
| | F | 0 | 0 | 0 | 0 | 0 | 0 | 0 | 0 | 0 | 0 | 0 | 0 | |
| Opium or Cocaine and their Derivatives | a | M | | | | | | 0 | | | | | | |
| | F | | | | | | | 0 | | | | | | |
| Marijuana | b | M | | | | | | 0 | | | | | | |
| | F | | | | | | | 0 | | | | | | |
| Synthetic Narcotics | c | M | | | | | | 0 | | | | | | |
| | F | | | | | | | 0 | | | | | | |
| Other Dangerous Non- Narcotic Drugs | d | M | | | | | | 0 | | | | | | |
| | F | | | | | | | 0 | | | | | | |
| (2) Possession Subtotal | 185 | M | 0 | 0 | 1 | 0 | 2 | 3 | | | | | | |
| | F | 0 | 0 | 0 | 0 | 0 | 0 | 0 | 0 | 3 | 0 | 0 | 0 | 0 |
| Opium or Cocaine and their Derivatives | e | M | | | | | | 0 | | | | | | |
| | F | | | | | | | 0 | | | | | | |
| Marijuana | f | M | | | | | 2 | 2 | | | | | | |
| | F | | | | | | | 0 | 2 | | | | | |
| Synthetic Narcotics | g | M | | | 1 | | | 1 | | | | | | |
| | F | | | | | | | 0 | 1 | | | | | |
| Other Dangerous Non- Narcotic Drugs | h | M | | | | | | 0 | | | | | | |
| | F | | | | | | | 0 | | | | | | |
| Gambling Total | 19 | M | 0 | 0 | 0 | 0 | 0 | 0 | | | | | | |
| | F | 0 | 0 | 0 | 0 | 0 | 0 | 0 | 0 | 0 | 0 | 0 | 0 | |
| Bookmaking | a | M | | | | | | 0 | | | | | | |
| | F | | | | | | | 0 | | | | | | |
| Numbers and Lottery | b | M | | | | | | 0 | | | | | | |
| | F | | | | | | | 0 | | | | | | |
| All Other Gambling | c | M | | | | | | 0 | | | | | | |
| | F | | | | | | | 0 | | | | | | |
| Offenses Against Family and Children | 20 | M | | | | | | 0 | | | | | | |
| | F | | | | | | | 0 | | | | | | |

-28-

**ATLANTA POLICE DEPARTMENT
AGE, SEX, AND RACE OF PERSONS ARRESTED
16 YEARS OF AGE AND UNDER**

MONTH JULY

YEAR 2014

| CLASSIFICATION OF OFFENSES | SEX | AGE | | | | | | RACE | | | | ETHNIC | | |
|-------------------------------------|-----|--------|----------|----------|----|----|-------|-------|-------|--------------|---------------|---------------|---------------|---|
| | | 0 9 | 10 12 | 13 14 | 15 | 16 | TOTAL | White | Black | Native Amer. | Asian/Pacific | Whi. Hispanic | Blck Hispanic | |
| Driving Under the Influence | M | | | | | | 0 | | | | | | | |
| | F | | | | | | 0 | | | | | | | |
| Liquor Laws | M | | | | | | 0 | | | | | | | |
| | F | | | | | | 0 | | | | | | | |
| Drunkenness | M | | | | | | 0 | | | | | | | |
| | F | | | | | | 0 | | | | | | | |
| Disorderly Conduct | M | | | | | | 0 | | | | | | | |
| | F | | | | | 1 | 1 | | 1 | | | | | |
| Vagrancy | M | | | | | | 0 | | | | | | | |
| | F | | | | | | 0 | | | | | | | |
| All Other Offenses (except Traffic) | M | | | 2 | 2 | 2 | 6 | | | | | | | |
| | F | | | 1 | | | 1 | | 7 | | | | | |
| Suspicion | M | | | | | | 0 | | | | | | | |
| | F | | | | | | 0 | | | | | | | |
| Curfew and Loitering | M | | | 2 | 6 | 2 | 10 | | | | | | | |
| | F | | | | 2 | 1 | 3 | | 13 | | | | | |
| Run-Aways | M | | | | | | 0 | | | | | | | |
| | F | | | | | | 0 | | | | | | | |
| Total | | | 0 | 3 | 29 | 35 | 28 | 95 | 0 | 95 | 0 | 0 | 0 | 0 |

-8-

JULY 2014

Month and Year of Report

GAAPD 0000

Agency Identifier

AUGUST 14, 2014

Date

Nail J. K...

LIEUTENANT

Prepared By

ATLANTA POLICE DEPARTMENT - GEORGIA

Agency and State

George N. J...
CHIEF
Chief, Commissioner, Sheriff, or Superintendent

UNIFORM CRIME REPORTING

**LAW ENFORCEMENT
OPERATIONS
&
MANAGEMENT**

CRIME AREA COMPARISON

**SUPPORT SERVICES DIVISION
Information Services Section**

**JULY 2014
JULY 2013**

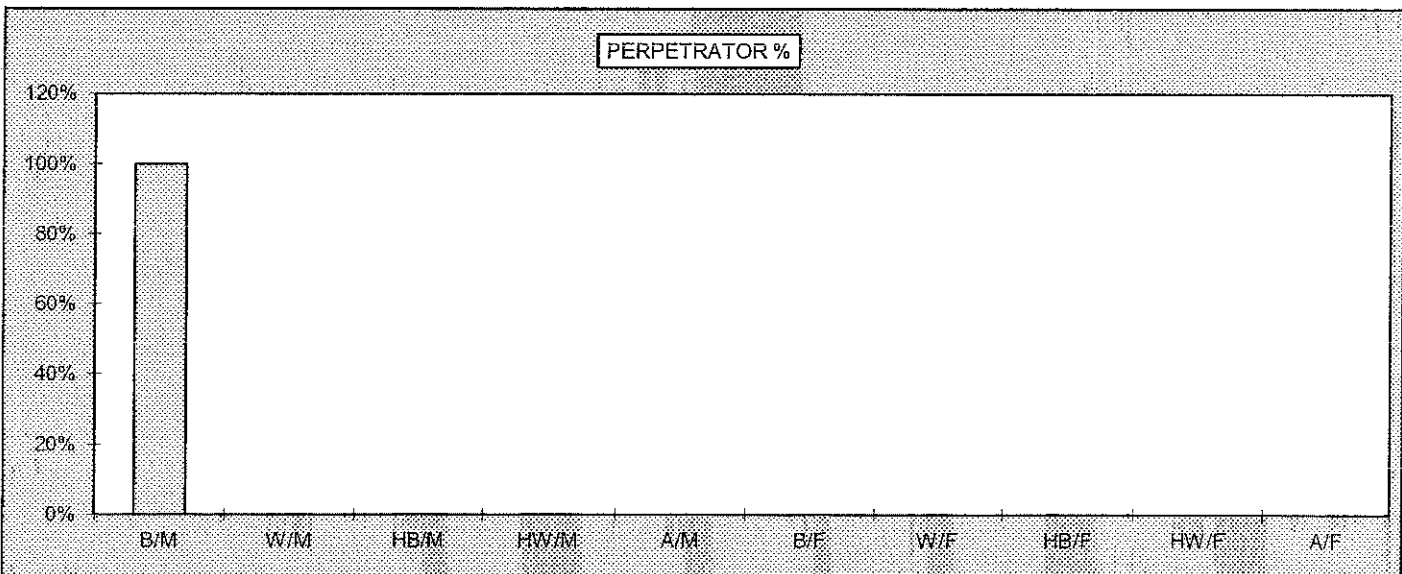

**2014
JULY HOMICIDE COMPARISON
BY RACE, SEX, AND ETHNIC ORIGIN**

| | VICTIM | PERPETRATOR |
|----------------------|----------|-------------|
| B/M | 8 | 2 |
| W/M | 0 | 0 |
| HB/M | 0 | 0 |
| HW/M | 0 | 0 |
| A/M | 0 | 0 |
| TOTAL MALES | 8 | 2 |
| B/F | 0 | 0 |
| W/F | 0 | 0 |
| HB/F | 0 | 0 |
| HW/F | 0 | 0 |
| A/F | 0 | 0 |
| TOTAL FEMALES | 0 | 0 |
| TOTAL | 8 | 2 |

| | VICTIM % | PERPETRATOR % |
|------|----------|---------------|
| B/M | 100% | 100% |
| W/M | 0% | 0% |
| HB/M | 0% | 0% |
| HW/M | 0% | 0% |
| A/M | 0% | 0% |

| | | |
|------|----|----|
| B/F | 0% | 0% |
| W/F | 0% | 0% |
| HB/F | 0% | 0% |
| HW/F | 0% | 0% |
| A/F | 0% | 0% |

PERPETRATOR UNKNOWN FOR 6 HOMICIDES

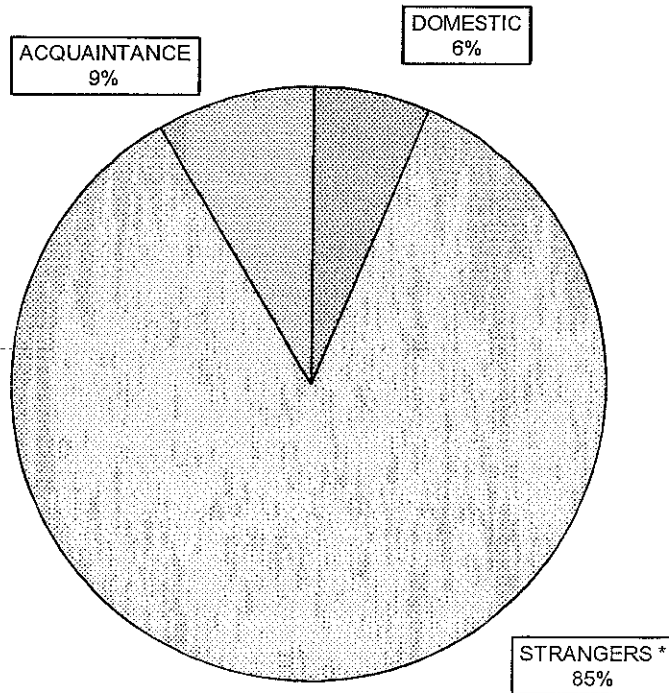


**2014
HOMICIDE BREAKDOWN
YEAR TO DATE**

JULY

| MONTH | ACTUAL | DOMESTIC | % | STRANGERS * | % | ACQUAINTANCE | % |
|--------------|-----------|----------|-----------|-------------|------------|--------------|-----------|
| JANUARY | 6 | 0 | 0% | 5 | 83% | 1 | 17% |
| FEBRUARY | 0 | 0 | 0% | 0 | 0% | 0 | 0% |
| MARCH | 11 | 0 | 0% | 9 | 82% | 2 | 18% |
| APRIL | 5 | 1 | 20% | 4 | 80% | 0 | 0% |
| MAY | 5 | 0 | 0% | 5 | 100% | 0 | 0% |
| JUNE | 12 | 1 | 8% | 10 | 84% | 1 | 8% |
| JULY | 8 | 1 | 13% | 7 | 87% | 0 | 0% |
| AUGUST | | | | | | | |
| SEPTEMBER | | | | | | | |
| OCTOBER | | | | | | | |
| NOVEMBER | | | | | | | |
| DECEMBER | | | | | | | |
| TOTAL | 47 | 3 | 6% | 40 | 85% | 4 | 9% |

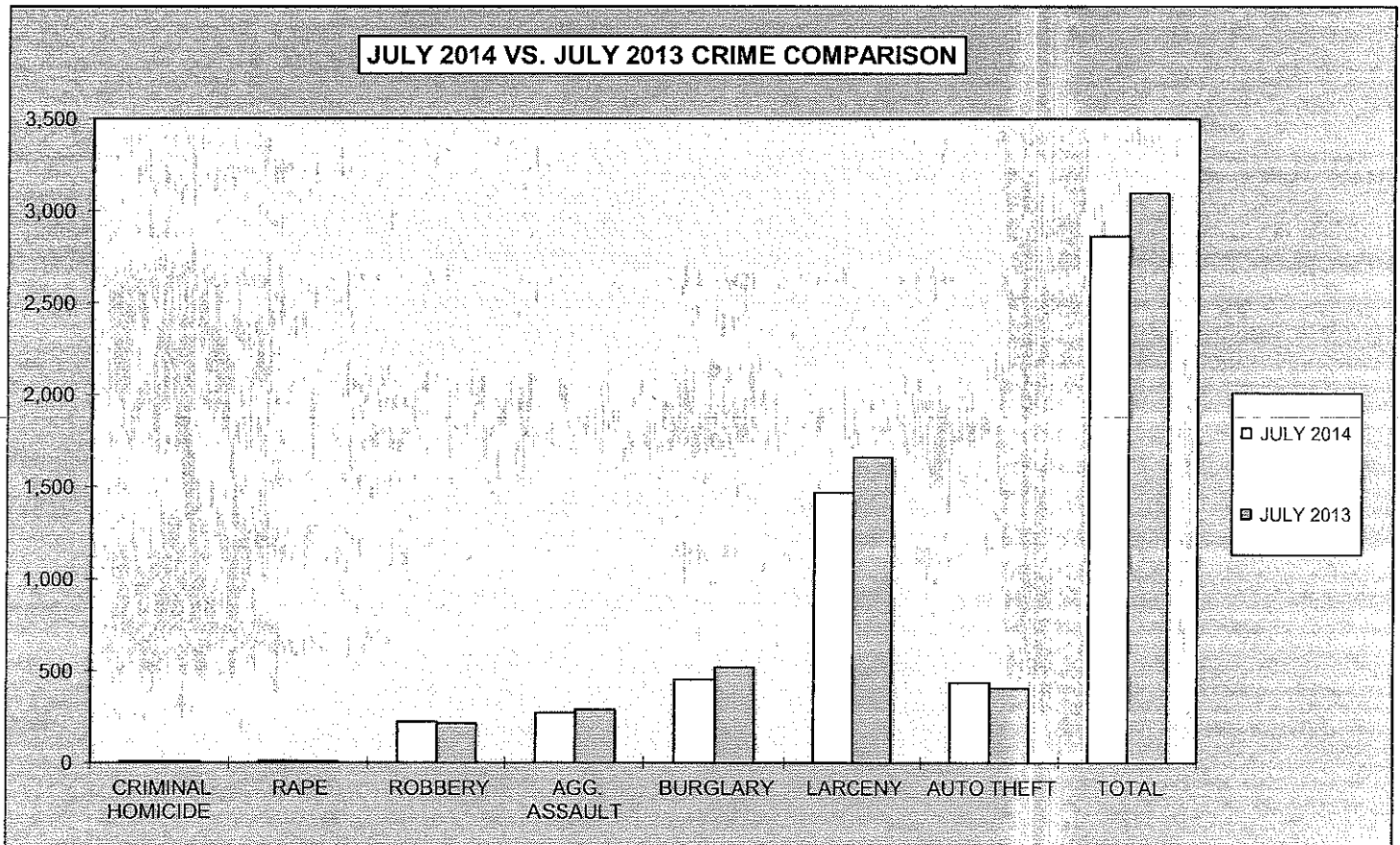
HOMICIDE BREAKDOWN BY VICTIM/OFFENDER RELATIONSHIP



* UNKNOWNNS INCLUDED IN WITH STRANGERS

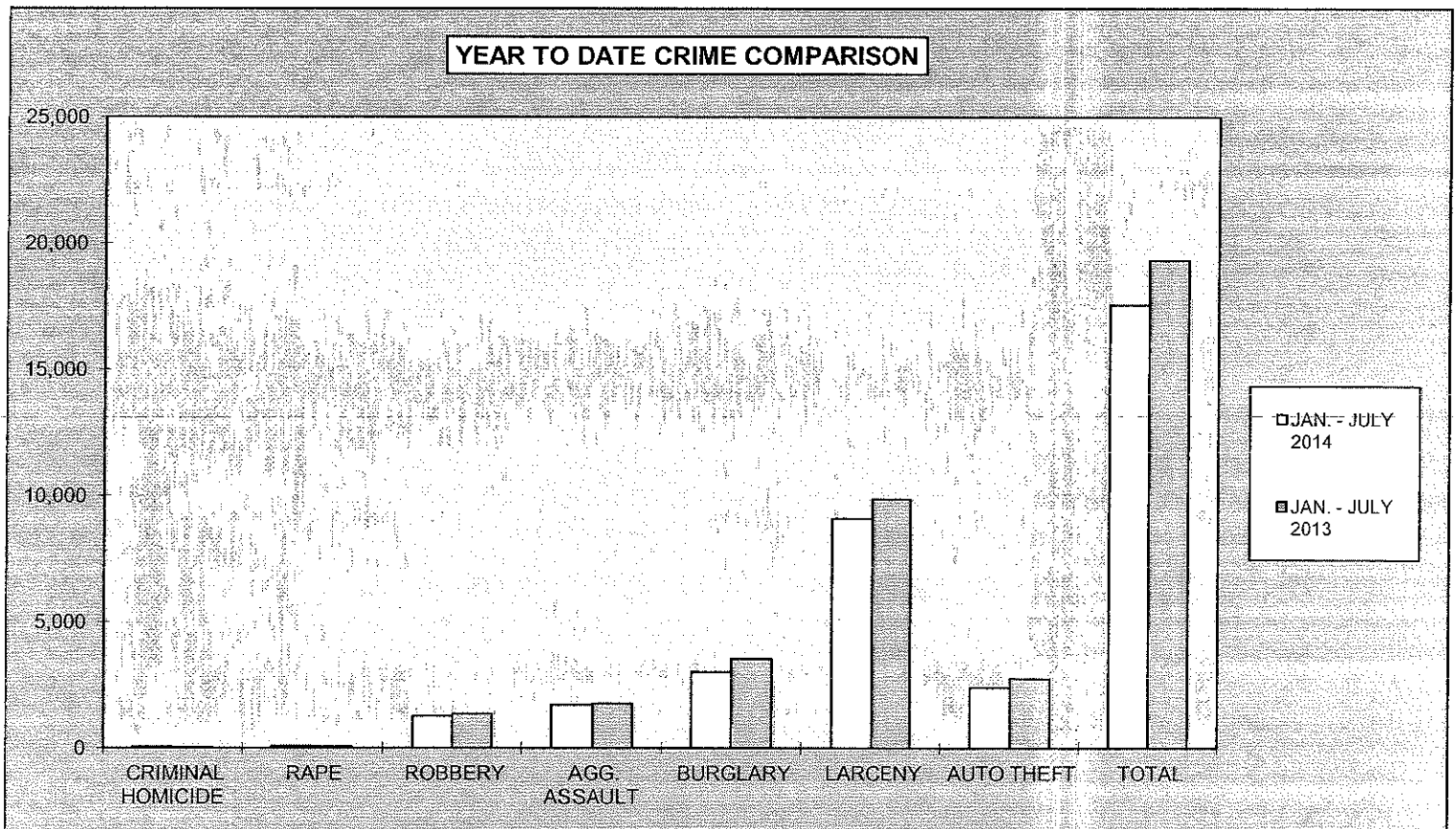
**2014
MONTHLY CRIME COMPARISON**

| CRIME | JULY 2014 | JULY 2013 | # DIFFERENCE | % DIFFERENCE |
|------------------------------|--------------|--------------|--------------|--------------|
| CRIMINAL HOMICIDE | 8 | 8 | 0 | 0% |
| RAPE | 9 | 8 | 1 | 13% |
| ROBBERY | 222 | 213 | 9 | 4% |
| AGG. ASSAULT | 271 | 287 | -16 | -6% |
| BURGLARY | 452 | 518 | -66 | -13% |
| RESIDENCE | 375 | 428 | -53 | -12% |
| NON-RESIDENCE | 77 | 90 | -13 | -14% |
| LARCENY | 1,466 | 1,658 | -192 | -12% |
| POCKETPICKING | 4 | 9 | -5 | -56% |
| PURSE SNATCHING | 24 | 40 | -16 | -40% |
| SHOPLIFTING | 252 | 220 | 32 | 15% |
| FROM MOTOR VEHICLES | 761 | 766 | -5 | -1% |
| MOTOR VEH. PARTS/ACCESSORIES | 77 | 129 | -52 | -40% |
| BICYCLES | 25 | 24 | 1 | 4% |
| FROM BUILDINGS | 159 | 163 | -4 | -2% |
| FROM COIN OPERATED MACHINES | 0 | 4 | -4 | -100% |
| ALL OTHER | 164 | 303 | -139 | -46% |
| AUTO THEFT | 434 | 405 | 29 | 7% |
| TOTAL | 2,862 | 3,097 | -235 | -8% |



**2014
YEAR TO DATE CRIME COMPARISON**

| FIRST 7 MONTHS | | | | |
|------------------------------|------------------------|------------------------|---------------------|---------------------|
| CRIME | JAN - JULY 2014 | JAN - JULY 2013 | # DIFFERENCE | % DIFFERENCE |
| CRIMINAL HOMICIDE | 47 | 44 | 3 | 7% |
| RAPE | 83 | 60 | 23 | 38% |
| ROBBERY | 1,265 | 1,352 | -87 | -6% |
| AGG. ASSAULT | 1,695 | 1,753 | -58 | -3% |
| BURGLARY | 2,998 | 3,525 | -527 | -15% |
| RESIDENCE | 2,458 | 3,003 | -545 | -18% |
| NON-RESIDENCE | 540 | 522 | 18 | 3% |
| LARCENY | 9,094 | 9,867 | -773 | -8% |
| POCKETPICKING | 42 | 54 | -12 | -22% |
| PURSE SNATCHING | 177 | 300 | -123 | -41% |
| SHOPLIFTING | 1,565 | 1,524 | 41 | 3% |
| FROM MOTOR VEHICLES | 4,465 | 4,375 | 90 | 2% |
| MOTOR VEH. PARTS/ACCESSORIES | 573 | 775 | -202 | -26% |
| BICYCLES | 149 | 137 | 12 | 9% |
| FROM BUILDINGS | 989 | 1,047 | -58 | -6% |
| FROM COIN OPERATED MACHINES | 11 | 13 | -2 | -15% |
| ALL OTHER | 1,123 | 1,642 | -519 | -32% |
| AUTO THEFT | 2,379 | 2,733 | -354 | -13% |
| TOTAL | 17,561 | 19,334 | -1,773 | -9% |



**2014
ARREST COMPARISON**

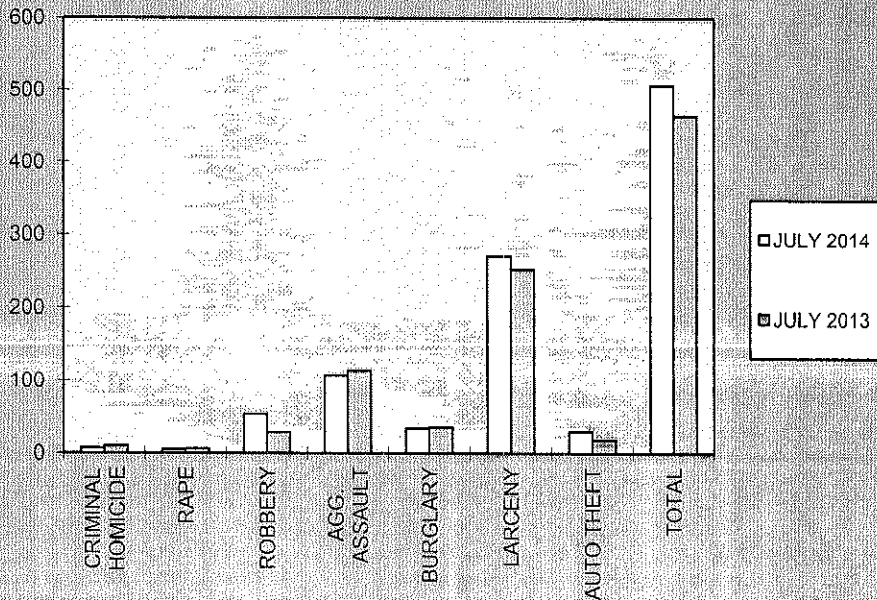
JULY ARREST COMPARISON

| CRIME | JULY 2014 | JULY 2013 | # DIFFERENCE | % DIFFERENCE |
|-------------------|------------|------------|--------------|--------------|
| CRIMINAL HOMICIDE | 7 | 10 | -3 | -30% |
| RAPE | 5 | 6 | -1 | -17% |
| ROBBERY | 54 | 29 | 25 | 86% |
| AGG. ASSAULT | 107 | 114 | -7 | -6% |
| BURGLARY | 34 | 36 | -2 | -6% |
| LARCENY | 270 | 252 | 18 | 7% |
| AUTO THEFT | 30 | 18 | 12 | 67% |
| TOTAL | 507 | 465 | 42 | 9% |

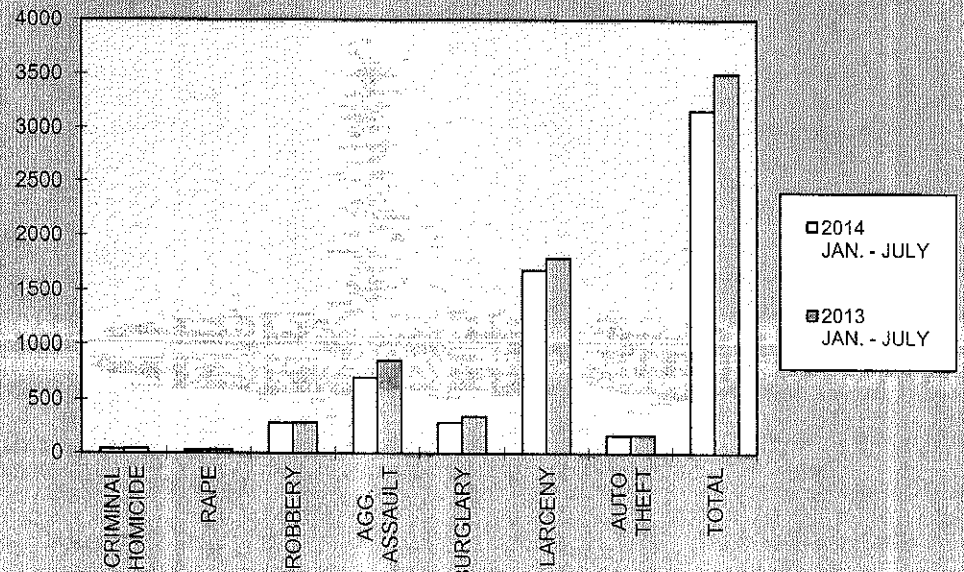
FIRST 7 MONTHS ARREST COMPARISON

| CRIME | 2014 JAN - JULY | 2013 JAN - JULY | # DIFFERENCE | % DIFFERENCE |
|-------------------|--------------------|--------------------|--------------|--------------|
| CRIMINAL HOMICIDE | 36 | 42 | -6 | -14% |
| RAPE | 27 | 31 | -4 | -13% |
| ROBBERY | 277 | 282 | -5 | -2% |
| AGG. ASSAULT | 692 | 856 | -164 | -19% |
| BURGLARY | 282 | 337 | -55 | -16% |
| LARCENY | 1,684 | 1,789 | -105 | -6% |
| AUTO THEFT | 161 | 164 | -3 | -2% |
| TOTAL | 3,159 | 3,501 | -342 | -10% |

JULY 2014 VS. JULY 2013 ARREST COMPARISON



YEAR TO DATE ARREST COMPARISON 2014 VS. 2013

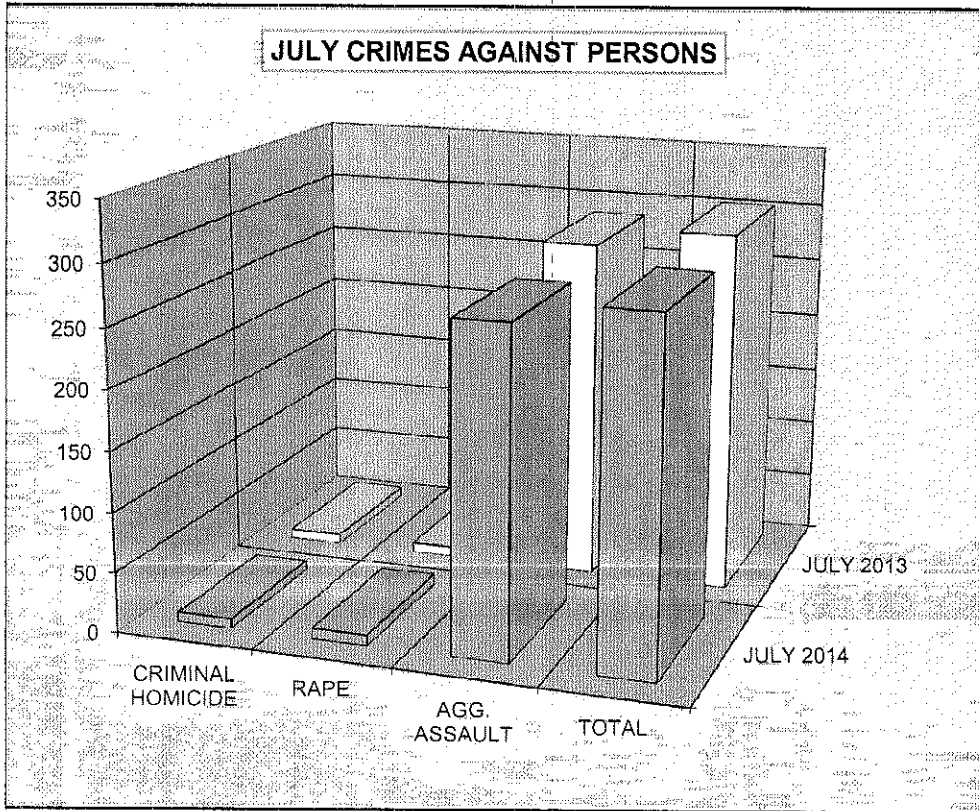


**2014
CRIME COMPARISON
CRIMES AGAINST PERSONS**

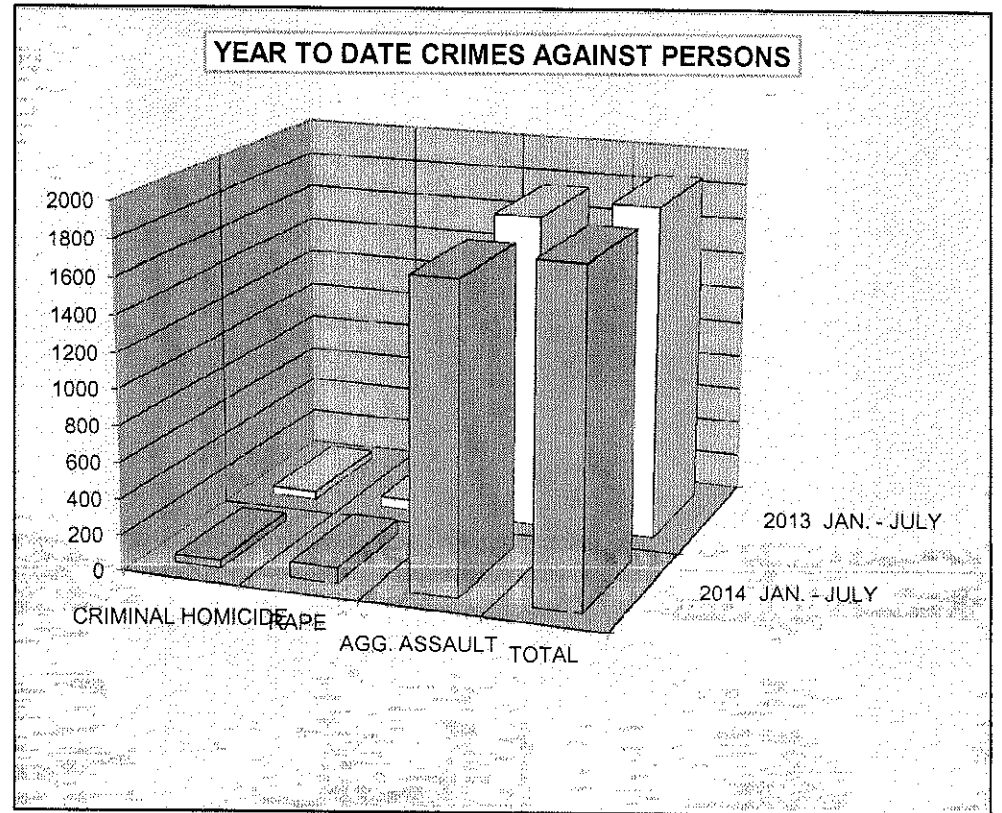
| JULY | | | | | |
|-------------------|------------|------------|--------------|--------------|--|
| CRIME | JULY 2014 | JULY 2013 | # DIFFERENCE | % DIFFERENCE | |
| CRIMINAL HOMICIDE | 8 | 8 | 0 | 0% | |
| RAPE | 9 | 8 | 1 | 13% | |
| AGG. ASSAULT | 271 | 287 | -16 | -6% | |
| TOTAL | 288 | 303 | -15 | -5% | |

| FIRST 7 MONTHS | | | | | |
|-------------------|------------------|------------------|--------------|--------------|--|
| CRIME | 2014 JAN. - JULY | 2013 JAN. - JULY | # DIFFERENCE | % DIFFERENCE | |
| CRIMINAL HOMICIDE | 47 | 44 | 3 | 7% | |
| RAPE | 83 | 60 | 23 | 38% | |
| AGG. ASSAULT | 1,695 | 1,753 | -58 | -3% | |
| TOTAL | 1,825 | 1,857 | -32 | -2% | |

JULY CRIMES AGAINST PERSONS



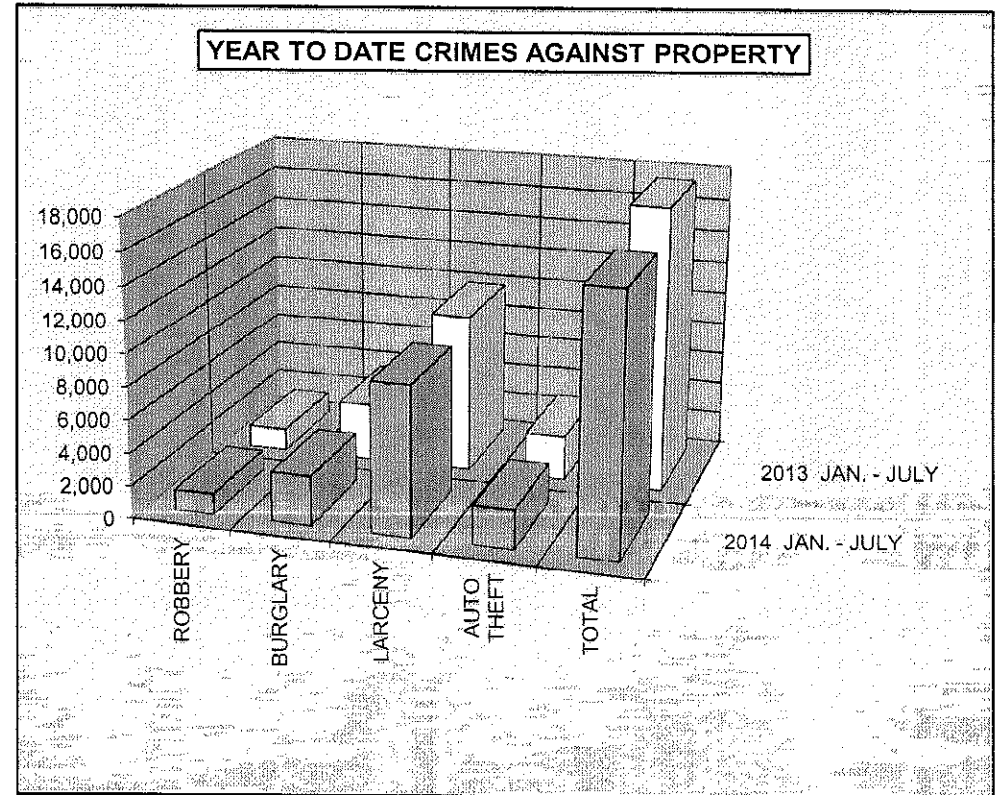

YEAR TO DATE CRIMES AGAINST PERSONS



**2014
CRIME COMPARISON
CRIMES AGAINST PROPERTY**

| JULY | | | | |
|--------------|--------------|--------------|--------------|--------------|
| CRIME | JULY 2014 | JULY 2013 | # DIFFERENCE | % DIFFERENCE |
| ROBBERY | 222 | 213 | 9 | 4% |
| BURGLARY | 452 | 518 | -66 | -13% |
| LARCENY | 1,466 | 1,658 | -192 | -12% |
| AUTO THEFT | 434 | 405 | 29 | 7% |
| TOTAL | 2,574 | 2,794 | -220 | -8% |


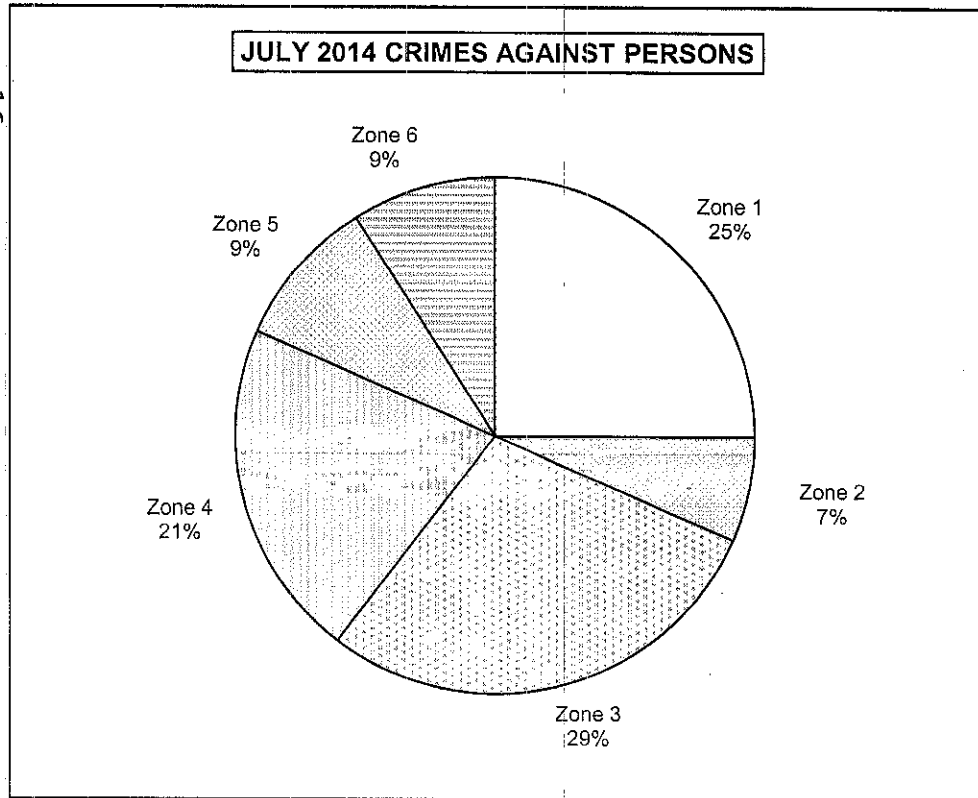
| FIRST 7 MONTHS | | | | |
|----------------|---------------------|---------------------|---------------|--------------|
| CRIME | 2014 JAN. - JULY | 2013 JAN. - JULY | # DIFFERENCE | % DIFFERENCE |
| ROBBERY | 1,265 | 1,352 | -87 | -6% |
| BURGLARY | 2,998 | 3,525 | -527 | -15% |
| LARCENY | 9,094 | 9,867 | -773 | -8% |
| AUTO THEFT | 2,379 | 2,733 | -354 | -13% |
| TOTAL | 15,736 | 17,477 | -1,741 | -10% |



2014
AREA BREAKDOWN
CRIMES AGAINST PERSONS AND PROPERTY

| JULY 2014 CRIMES AGAINST PERSONS BY ZONE | | | | | | |
|--|-----------|-----------|-----------|-----------|-----------|-----------|
| CRIME | Zone 1 | Zone 2 | Zone 3 | Zone 4 | Zone 5 | Zone 6 |
| CRIMINAL HOMICIDE | 1 | 0 | 4 | 1 | 1 | 1 |
| RAPE | 4 | 1 | 3 | 0 | 1 | 0 |
| AGG. ASSAULT | 67 | 18 | 76 | 60 | 25 | 25 |
| TOTAL CRIMES AGAINST PERSONS | 72 | 19 | 83 | 61 | 27 | 26 |

| JULY 2014 CRIMES AGAINST PROPERTY BY ZONE | | | | | | |
|---|------------|------------|------------|------------|------------|------------|
| CRIME | Zone 1 | Zone 2 | Zone 3 | Zone 4 | Zone 5 | Zone 6 |
| ROBBERY | 45 | 23 | 37 | 32 | 50 | 35 |
| BURGLARY | 90 | 67 | 109 | 99 | 24 | 63 |
| LARCENY | 159 | 296 | 181 | 173 | 366 | 291 |
| AUTO THEFT | 68 | 46 | 89 | 90 | 57 | 84 |
| TOTAL CRIMES AGAINST PROPERTY | 362 | 432 | 416 | 394 | 497 | 473 |



**2014
YEAR TO DATE AREA BREAKDOWN
CRIMES AGAINST PERSONS AND PROPERTY**

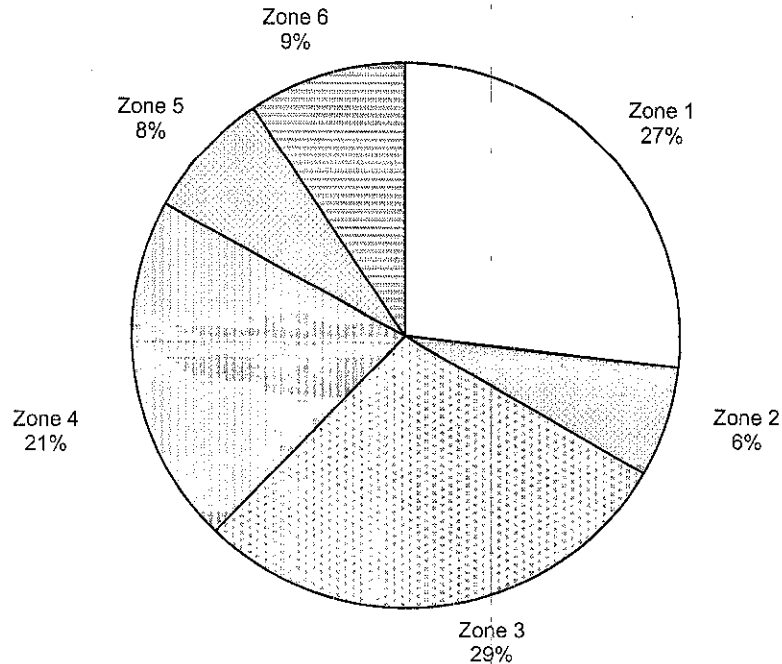
FIRST 7 MONTHS 2014 CRIMES AGAINST PERSONS BY ZONE

| CRIME | Zone 1 | Zone 2 | Zone 3 | Zone 4 | Zone 5 | Zone 6 |
|-------------------------------------|------------|------------|------------|------------|------------|------------|
| CRIMINAL HOMICIDE | 17 | 3 | 13 | 10 | 3 | 1 |
| RAPE | 30 | 8 | 6 | 19 | 10 | 10 |
| AGG. ASSAULT | 441 | 109 | 509 | 349 | 127 | 160 |
| TOTAL CRIMES AGAINST PERSONS | 488 | 120 | 528 | 378 | 140 | 171 |

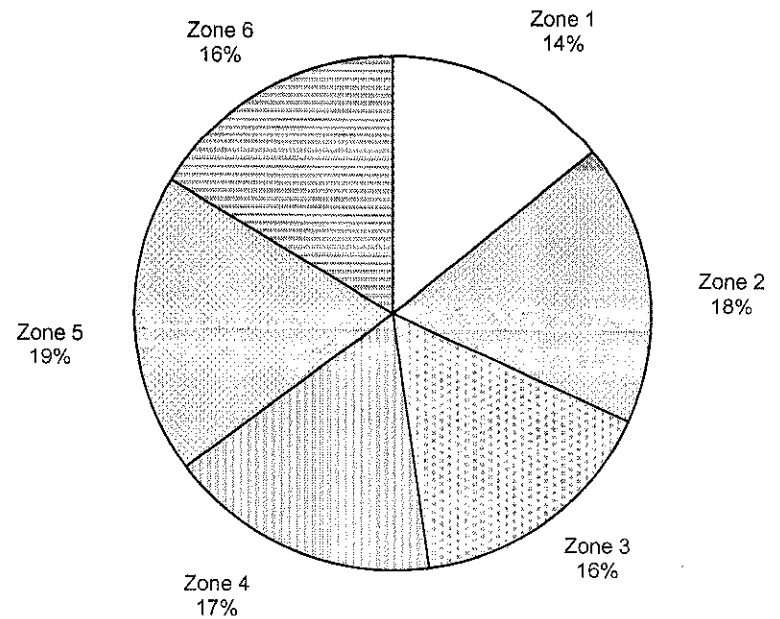
FIRST 7 MONTHS 2014 CRIMES AGAINST PROPERTY BY ZONE

| CRIME | Zone 1 | Zone 2 | Zone 3 | Zone 4 | Zone 5 | Zone 6 |
|--------------------------------------|--------------|--------------|--------------|--------------|--------------|--------------|
| ROBBERY | 287 | 145 | 223 | 237 | 205 | 168 |
| BURGLARY | 557 | 376 | 723 | 733 | 154 | 455 |
| LARCENY | 973 | 2,039 | 1,032 | 1,159 | 2,317 | 1,574 |
| AUTO THEFT | 396 | 229 | 539 | 542 | 292 | 381 |
| TOTAL CRIMES AGAINST PROPERTY | 2,213 | 2,789 | 2,517 | 2,671 | 2,968 | 2,578 |

2014 YEAR TO DATE CRIMES AGAINST PERSONS

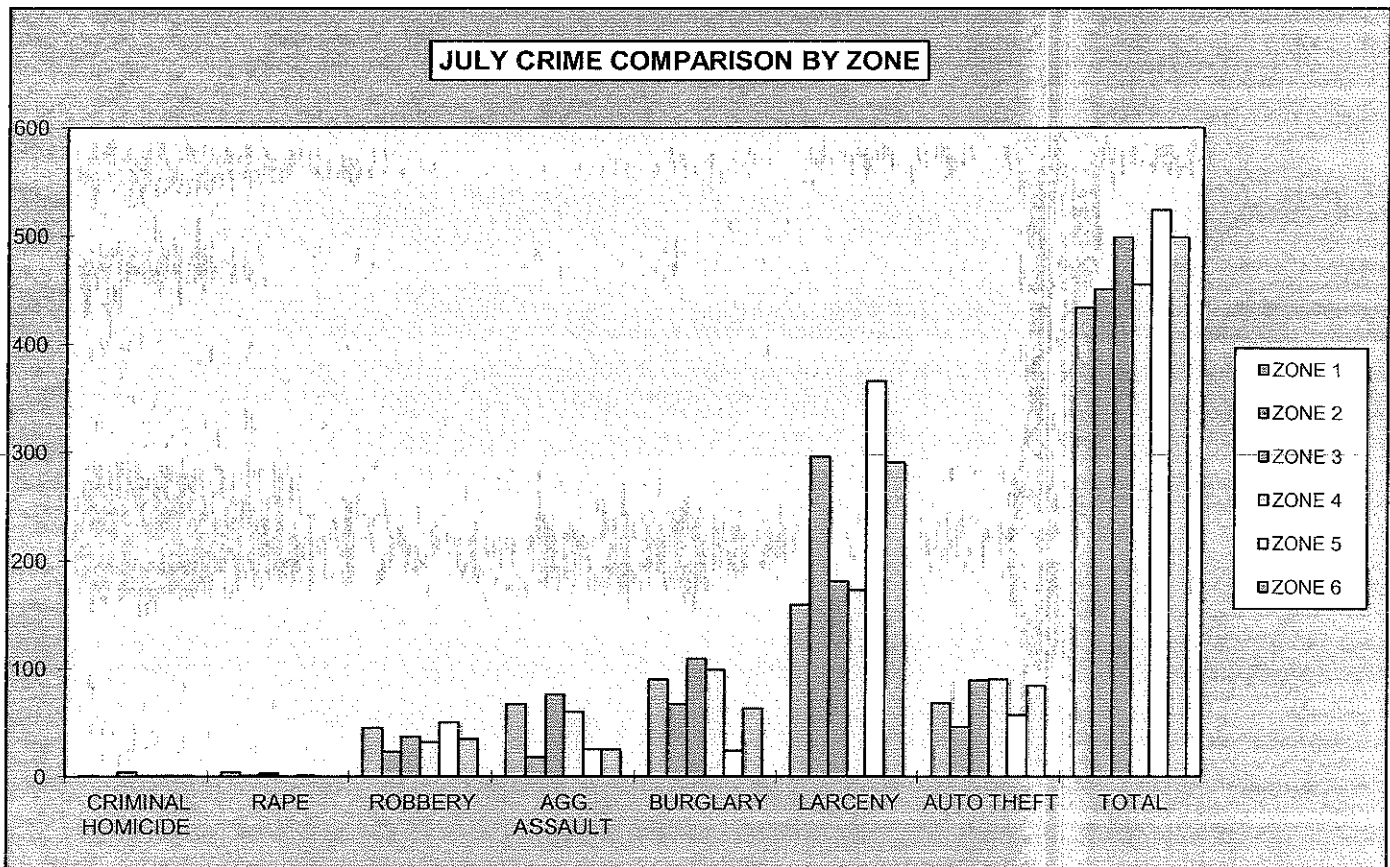


2014 YEAR TO DATE CRIMES AGAINST PROPERTY



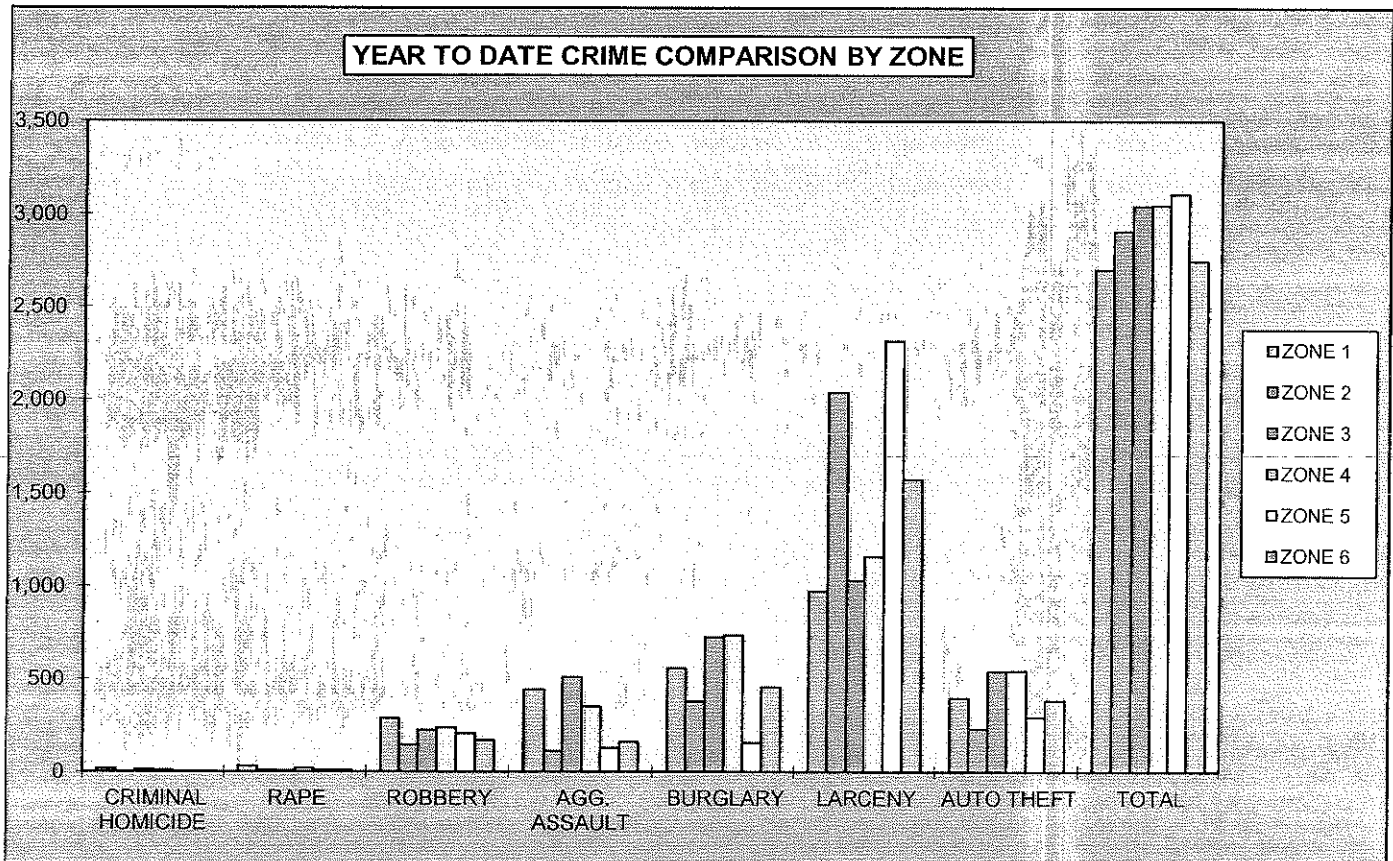
**2014
AREA BREAKDOWN**

| JULY CRIME COMPARISON BY ZONE | | | | | | |
|--------------------------------------|---------------|---------------|---------------|---------------|---------------|---------------|
| CRIME | ZONE 1 | ZONE 2 | ZONE 3 | ZONE 4 | ZONE 5 | ZONE 6 |
| CRIMINAL HOMICIDE | 1 | 0 | 4 | 1 | 1 | 1 |
| RAPE | 4 | 1 | 3 | 0 | 1 | 0 |
| ROBBERY | 45 | 23 | 37 | 32 | 50 | 35 |
| AGG. ASSAULT | 67 | 18 | 76 | 60 | 25 | 25 |
| BURGLARY | 90 | 67 | 109 | 99 | 24 | 63 |
| RESIDENCE | 79 | 45 | 95 | 90 | 14 | 52 |
| NON-RESIDENCE | 11 | 22 | 14 | 9 | 10 | 11 |
| LARCENY | 159 | 296 | 181 | 173 | 366 | 291 |
| POCKETPICKING | 0 | 0 | 0 | 0 | 1 | 3 |
| PURSE SNATCHING | 3 | 2 | 2 | 5 | 8 | 4 |
| SHOPLIFTING | 40 | 71 | 18 | 35 | 39 | 49 |
| FROM MOTOR VEHICLES | 51 | 159 | 80 | 72 | 233 | 166 |
| MOTOR VEH. PARTS/ACCESSORIES | 9 | 8 | 24 | 8 | 15 | 13 |
| BICYCLES | 1 | 2 | 3 | 1 | 9 | 9 |
| FROM BUILDINGS | 22 | 31 | 23 | 19 | 34 | 30 |
| FROM COIN OPERATED MACHINES | 0 | 0 | 0 | 0 | 0 | 0 |
| ALL OTHER | 33 | 23 | 31 | 33 | 27 | 17 |
| AUTO THEFT | 68 | 46 | 89 | 90 | 57 | 84 |
| TOTAL | 434 | 451 | 499 | 455 | 524 | 499 |



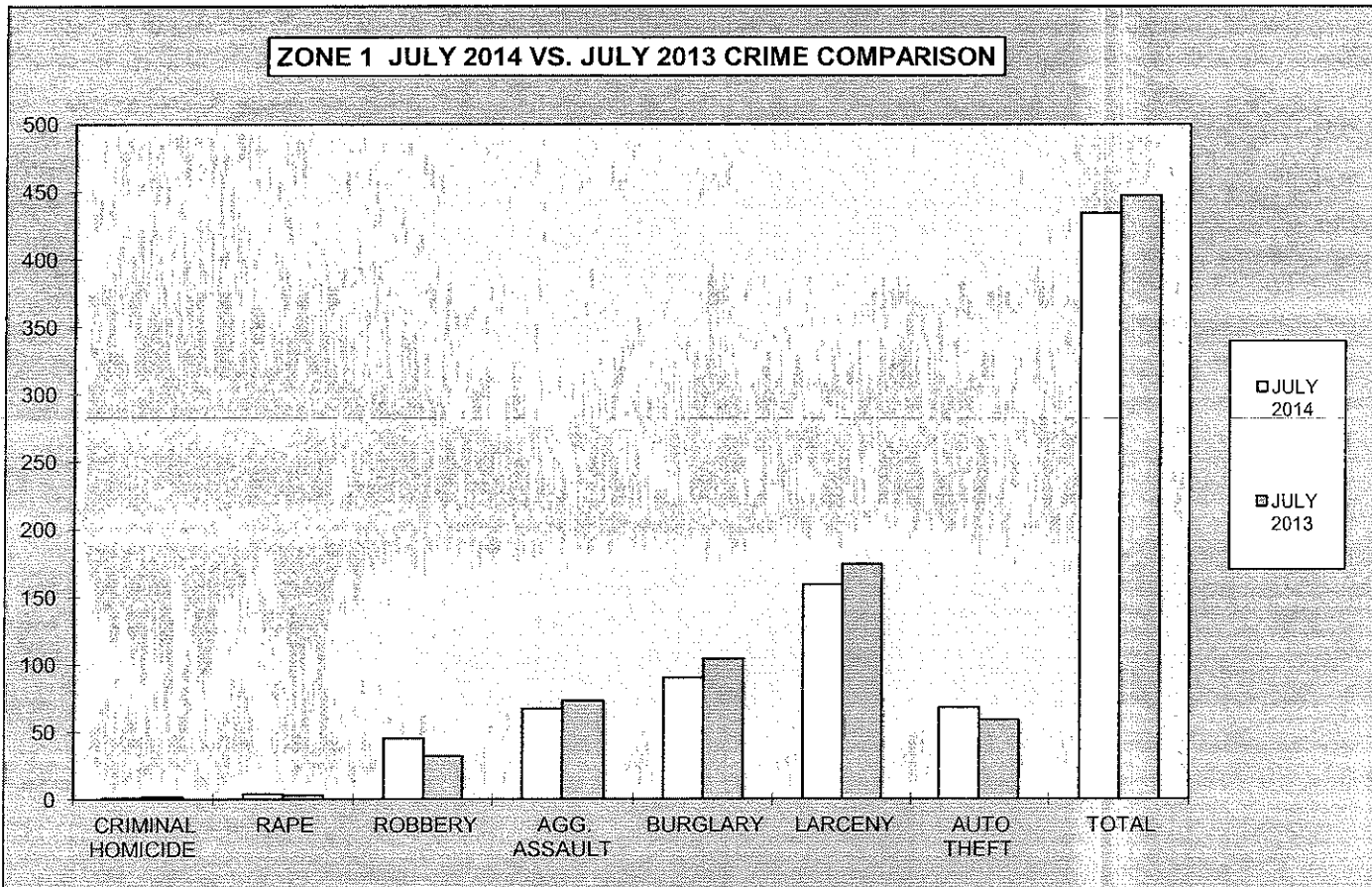
**2014
YEAR TO DATE AREA BREAKDOWN**

| FIRST 7 MONTHS CRIME COMPARISON BY ZONE | | | | | | |
|--|---------------|---------------|---------------|---------------|---------------|---------------|
| CRIME | ZONE 1 | ZONE 2 | ZONE 3 | ZONE 4 | ZONE 5 | ZONE 6 |
| CRIMINAL HOMICIDE | 17 | 3 | 13 | 10 | 3 | 1 |
| RAPE | 30 | 8 | 6 | 19 | 10 | 10 |
| ROBBERY | 287 | 145 | 223 | 237 | 205 | 168 |
| AGG. ASSAULT | 441 | 109 | 509 | 349 | 127 | 160 |
| BURGLARY | 557 | 376 | 723 | 733 | 154 | 455 |
| RESIDENCE | 492 | 256 | 595 | 651 | 85 | 379 |
| NON-RESIDENCE | 65 | 120 | 128 | 82 | 69 | 76 |
| LARCENY | 973 | 2,039 | 1,032 | 1,159 | 2,317 | 1,574 |
| POCKETPICKING | 3 | 12 | 5 | 4 | 10 | 8 |
| PURSE SNATCHING | 27 | 14 | 29 | 33 | 46 | 28 |
| SHOPLIFTING | 252 | 486 | 141 | 229 | 219 | 238 |
| FROM MOTOR VEHICLES | 288 | 992 | 440 | 429 | 1,440 | 876 |
| MOTOR VEH. PARTS/ACCESSORIES | 88 | 84 | 116 | 97 | 106 | 82 |
| BICYCLES | 3 | 14 | 9 | 9 | 61 | 53 |
| FROM BUILDINGS | 126 | 237 | 101 | 150 | 242 | 133 |
| FROM COIN OPERATED MACHINES | 2 | 1 | 1 | 2 | 1 | 4 |
| ALL OTHER | 184 | 199 | 190 | 206 | 192 | 152 |
| AUTO THEFT | 396 | 229 | 539 | 542 | 292 | 381 |
| TOTAL | 2,701 | 2,909 | 3,045 | 3,049 | 3,108 | 2,749 |



**2014
MONTHLY CRIME COMPARISON**

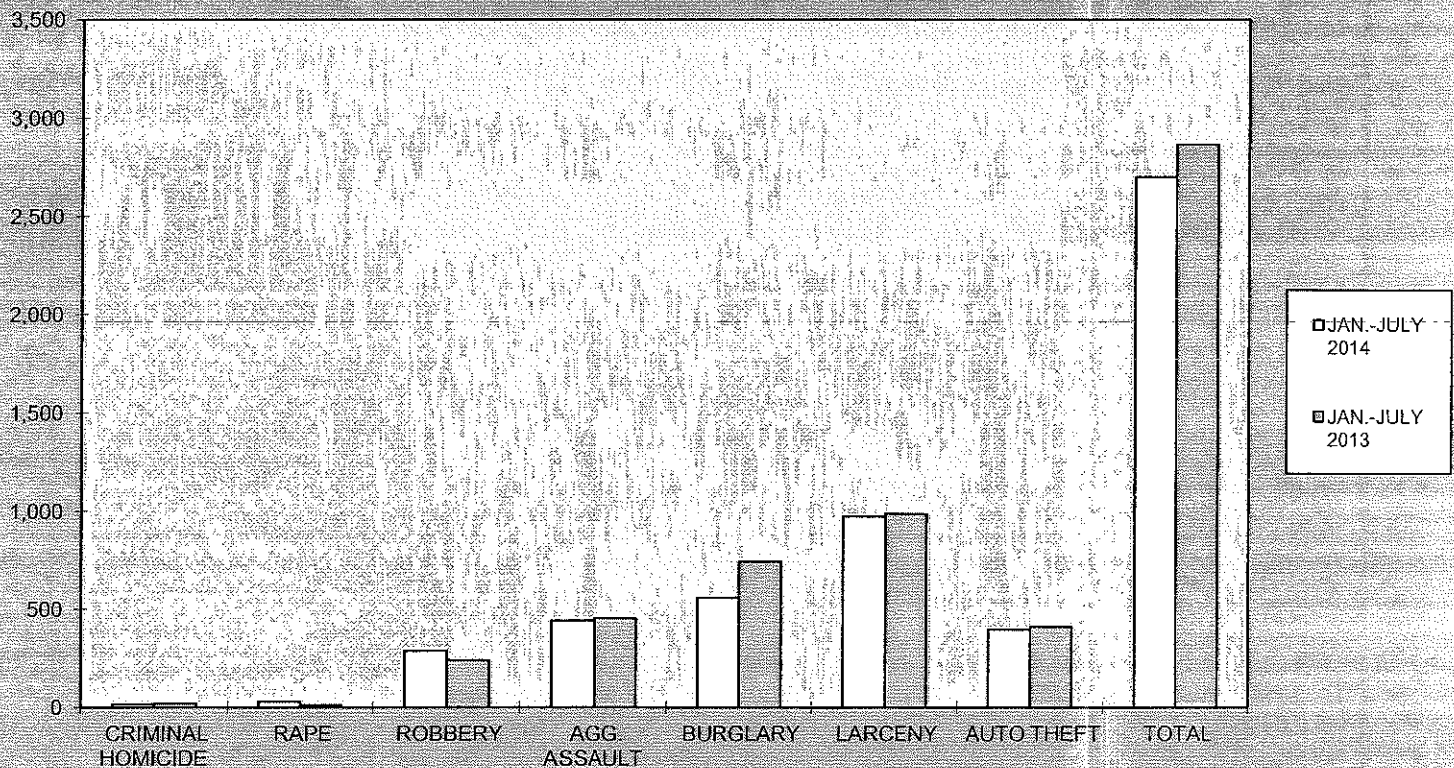
| ZONE 1 | | | | | |
|------------------------------|------------------|------------------|---------------------|---------------------|--|
| CRIME | JULY 2014 | JULY 2013 | # DIFFERENCE | % DIFFERENCE | |
| CRIMINAL HOMICIDE | 1 | 2 | -1 | -50% | |
| RAPE | 4 | 3 | 1 | 33% | |
| ROBBERY | 45 | 32 | 13 | 41% | |
| AGG. ASSAULT | 67 | 73 | -6 | -8% | |
| BURGLARY | 90 | 104 | -14 | -13% | |
| RESIDENCE | 79 | 86 | -7 | -8% | |
| NON-RESIDENCE | 11 | 18 | -7 | -39% | |
| LARCENY | 159 | 174 | -15 | -9% | |
| POCKETPICKING | 0 | 1 | -1 | -100% | |
| PURSE SNATCHING | 3 | 6 | -3 | -50% | |
| SHOPLIFTING | 40 | 27 | 13 | 48% | |
| FROM MOTOR VEHICLES | 51 | 45 | 6 | 13% | |
| MOTOR VEH. PARTS/ACCESSORIES | 9 | 24 | -15 | -63% | |
| BICYCLES | 1 | 3 | -2 | -67% | |
| FROM BUILDINGS | 22 | 11 | 11 | 100% | |
| FROM COIN OPERATED MACHINES | 0 | 2 | -2 | -100% | |
| ALL OTHER | 33 | 55 | -22 | -40% | |
| AUTO THEFT | 68 | 59 | 9 | 15% | |
| TOTAL | 434 | 447 | -13 | -3% | |



**2014
YEAR TO DATE CRIME COMPARISON**

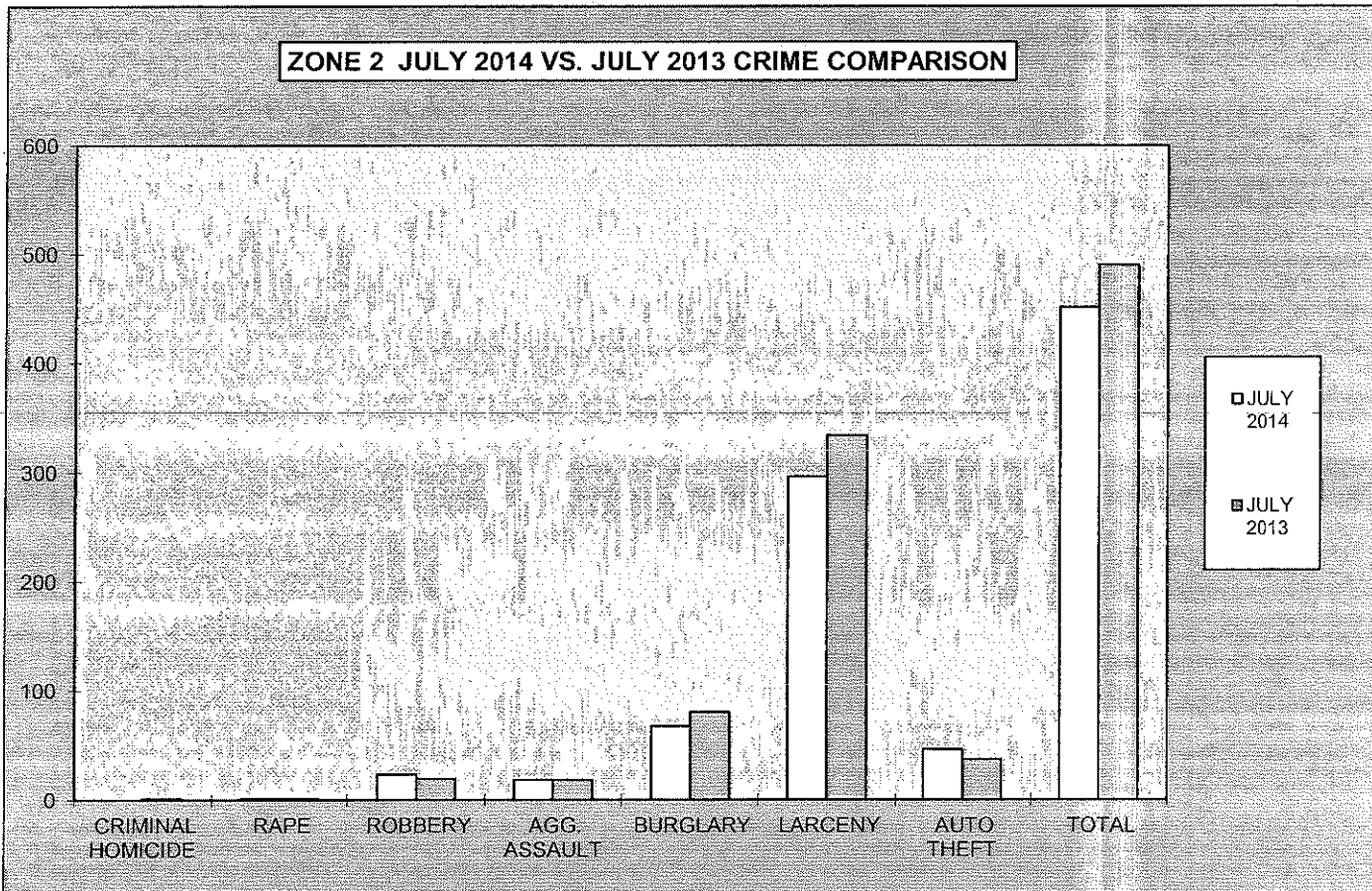
| ZONE 1 | | | | | |
|------------------------------|-----------------------|-----------------------|---------------------|---------------------|--|
| CRIME | JAN -JULY 2014 | JAN -JULY 2013 | # DIFFERENCE | % DIFFERENCE | |
| CRIMINAL HOMICIDE | 17 | 20 | -3 | -15% | |
| RAPE | 30 | 11 | 19 | 173% | |
| ROBBERY | 287 | 239 | 48 | 20% | |
| AGG. ASSAULT | 441 | 454 | -13 | -3% | |
| BURGLARY | 557 | 743 | -186 | -25% | |
| RESIDENCE | 492 | 657 | -165 | -25% | |
| NON-RESIDENCE | 65 | 86 | -21 | -24% | |
| LARCENY | 973 | 988 | -15 | -2% | |
| POCKETPICKING | 3 | 3 | 0 | 0% | |
| PURSE SNATCHING | 27 | 45 | -18 | -40% | |
| SHOPLIFTING | 252 | 188 | 64 | 34% | |
| FROM MOTOR VEHICLES | 288 | 257 | 31 | 12% | |
| MOTOR VEH. PARTS/ACCESSORIES | 88 | 113 | -25 | -22% | |
| BICYCLES | 3 | 10 | -7 | -70% | |
| FROM BUILDINGS | 126 | 99 | 27 | 27% | |
| FROM COIN OPERATED MACHINES | 2 | 2 | 0 | 0% | |
| ALL OTHER | 184 | 271 | -87 | -32% | |
| AUTO THEFT | 396 | 411 | -15 | -4% | |
| TOTAL | 2,701 | 2,866 | -165 | -6% | |

ZONE 1 YEAR TO DATE CRIME COMPARISON



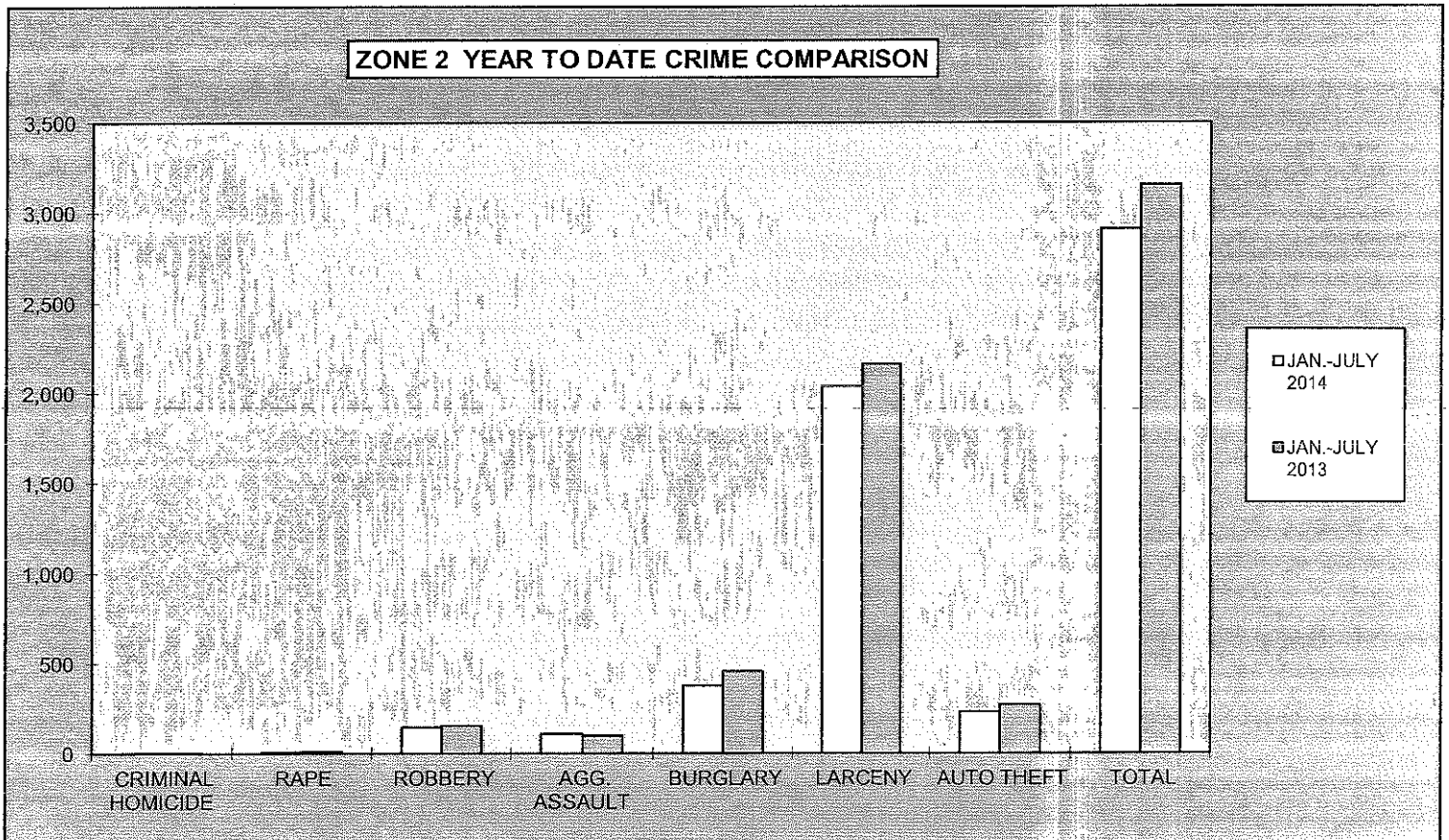
**2014
MONTHLY CRIME COMPARISON**

| ZONE 2 | | | | | |
|------------------------------|------------------|------------------|---------------------|---------------------|--|
| CRIME | JULY 2014 | JULY 2013 | # DIFFERENCE | % DIFFERENCE | |
| CRIMINAL HOMICIDE | 0 | 1 | -1 | -100% | |
| RAPE | 1 | 1 | 0 | 0% | |
| ROBBERY | 23 | 19 | 4 | 21% | |
| AGG. ASSAULT | 18 | 18 | 0 | 0% | |
| BURGLARY | 67 | 80 | -13 | -16% | |
| RESIDENCE | 45 | 59 | -14 | -24% | |
| NON-RESIDENCE | 22 | 21 | 1 | 5% | |
| LARCENY | 296 | 334 | -38 | -11% | |
| POCKETPICKING | 0 | 1 | -1 | -100% | |
| PURSE SNATCHING | 2 | 2 | 0 | 0% | |
| SHOPLIFTING | 71 | 54 | 17 | 31% | |
| FROM MOTOR VEHICLES | 159 | 161 | -2 | -1% | |
| MOTOR VEH. PARTS/ACCESSORIES | 8 | 16 | -8 | -50% | |
| BICYCLES | 2 | 6 | -4 | -67% | |
| FROM BUILDINGS | 31 | 45 | -14 | -31% | |
| FROM COIN OPERATED MACHINES | 0 | 0 | 0 | 0% | |
| ALL OTHER | 23 | 49 | -26 | -53% | |
| AUTO THEFT | 46 | 37 | 9 | 24% | |
| TOTAL | 451 | 490 | -39 | -8% | |



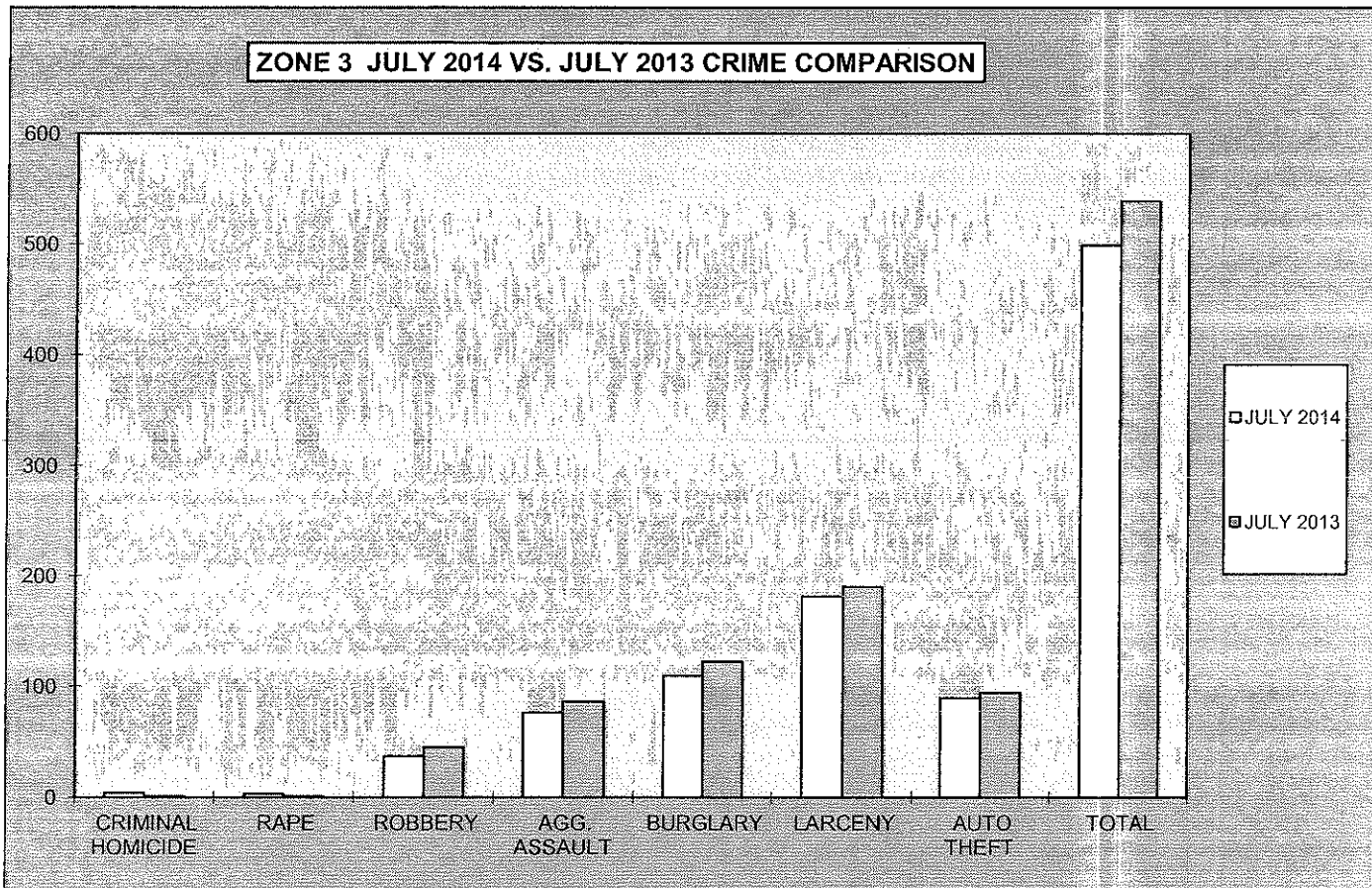
**2014
YEAR TO DATE CRIME COMPARISON**

| ZONE 2 | | | | | |
|------------------------------|-----------------------|-----------------------|---------------------|---------------------|--|
| CRIME | JAN -JULY 2014 | JAN -JULY 2013 | # DIFFERENCE | % DIFFERENCE | |
| CRIMINAL HOMICIDE | 3 | 4 | -1 | -25% | |
| RAPE | 8 | 11 | -3 | -27% | |
| ROBBERY | 145 | 154 | -9 | -6% | |
| AGG. ASSAULT | 109 | 99 | 10 | 10% | |
| BURGLARY | 376 | 454 | -78 | -17% | |
| RESIDENCE | 256 | 349 | -93 | -27% | |
| NON-RESIDENCE | 120 | 105 | 15 | 14% | |
| LARCENY | 2,039 | 2,162 | -123 | -6% | |
| POCKETPICKING | 12 | 7 | 5 | 71% | |
| PURSE SNATCHING | 14 | 24 | -10 | -42% | |
| SHOPLIFTING | 486 | 447 | 39 | 9% | |
| FROM MOTOR VEHICLES | 992 | 1,069 | -77 | -7% | |
| MOTOR VEH. PARTS/ACCESSORIES | 84 | 119 | -35 | -29% | |
| BICYCLES | 14 | 13 | 1 | 8% | |
| FROM BUILDINGS | 237 | 249 | -12 | -5% | |
| FROM COIN OPERATED MACHINES | 1 | 0 | 1 | 100% | |
| ALL OTHER | 199 | 234 | -35 | -15% | |
| AUTO THEFT | 229 | 269 | -40 | -15% | |
| TOTAL | 2,909 | 3,153 | -244 | -8% | |



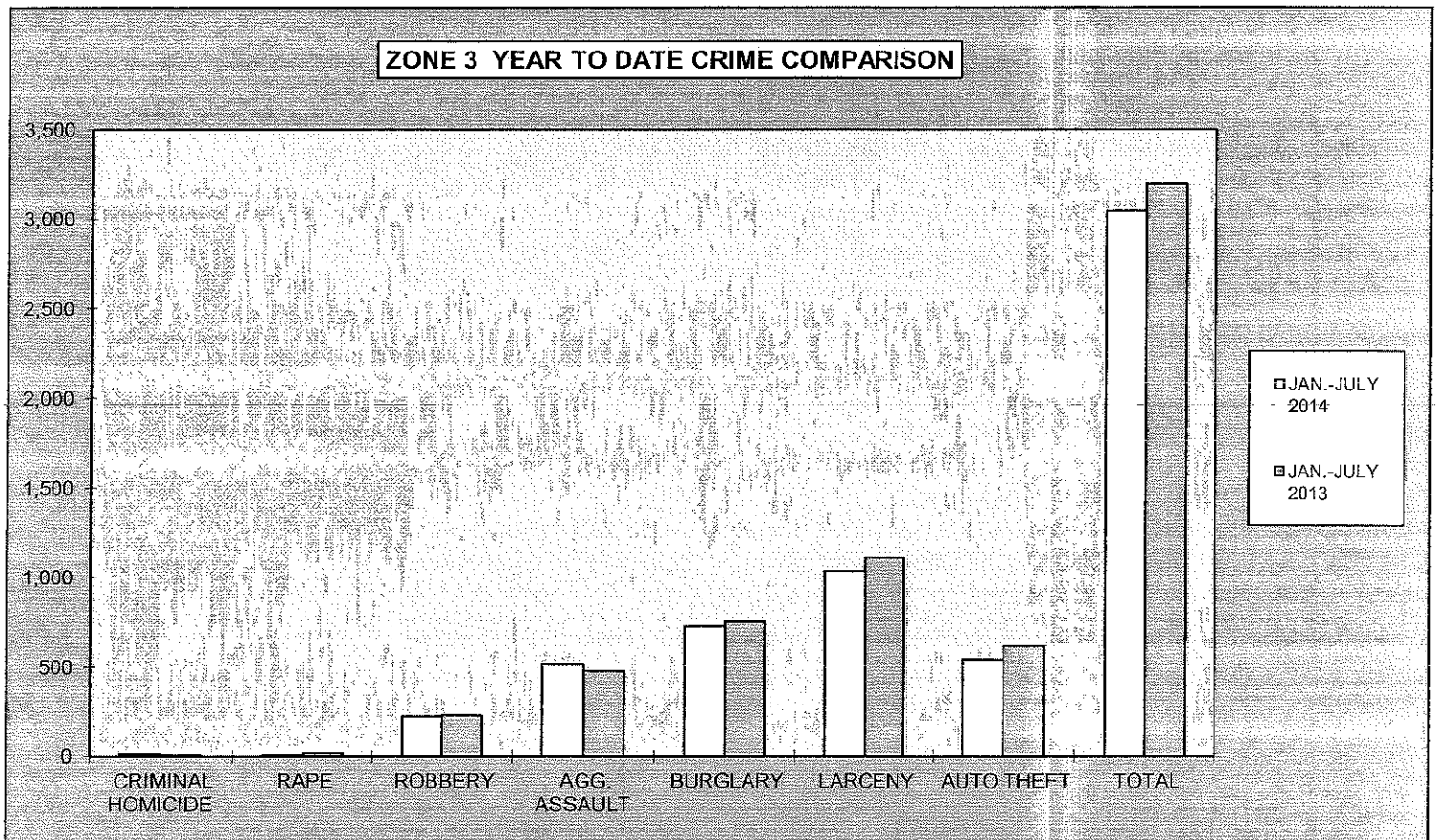
**2014
MONTHLY CRIME COMPARISON**

| ZONE 3 | | | | |
|------------------------------|------------------|------------------|---------------------|---------------------|
| CRIME | JULY 2014 | JULY 2013 | # DIFFERENCE | % DIFFERENCE |
| CRIMINAL HOMICIDE | 4 | 1 | 3 | 300% |
| RAPE | 3 | 1 | 2 | 200% |
| ROBBERY | 37 | 45 | -8 | -18% |
| AGG. ASSAULT | 76 | 86 | -10 | -12% |
| BURGLARY | 109 | 122 | -13 | -11% |
| RESIDENCE | 95 | 109 | -14 | -13% |
| NON-RESIDENCE | 14 | 13 | 1 | 8% |
| LARCENY | 181 | 190 | -9 | -5% |
| POCKETPICKING | 0 | 1 | -1 | -100% |
| PURSE SNATCHING | 2 | 3 | -1 | -33% |
| SHOPLIFTING | 18 | 16 | 2 | 13% |
| FROM MOTOR VEHICLES | 80 | 74 | 6 | 8% |
| MOTOR VEH. PARTS/ACCESSORIES | 24 | 23 | 1 | 4% |
| BICYCLES | 3 | 2 | 1 | 50% |
| FROM BUILDINGS | 23 | 10 | 13 | 130% |
| FROM COIN OPERATED MACHINES | 0 | 1 | -1 | -100% |
| ALL OTHER | 31 | 60 | -29 | -48% |
| AUTO THEFT | 89 | 94 | -5 | -5% |
| TOTAL | 499 | 539 | -40 | -7% |



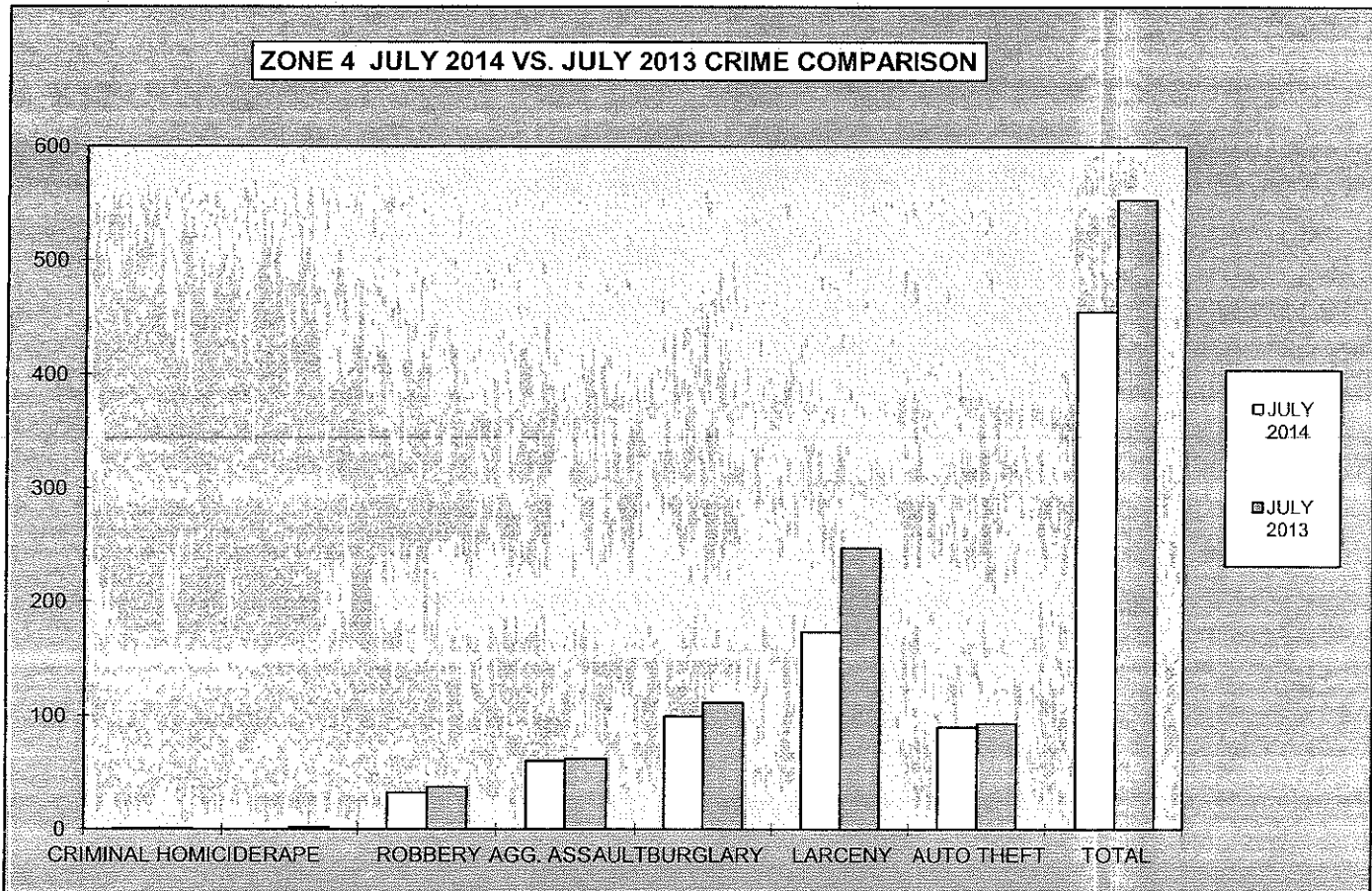
**2014
YEAR TO DATE CRIME COMPARISON**

| ZONE 3 | | | | | |
|------------------------------|------------------------|------------------------|---------------------|---------------------|--|
| CRIME | JAN - JULY 2014 | JAN - JULY 2013 | # DIFFERENCE | % DIFFERENCE | |
| CRIMINAL HOMICIDE | 13 | 6 | 7 | 117% | |
| RAPE | 6 | 16 | -10 | -63% | |
| ROBBERY | 223 | 230 | -7 | -3% | |
| AGG. ASSAULT | 509 | 476 | 33 | 7% | |
| BURGLARY | 723 | 748 | -25 | -3% | |
| RESIDENCE | 595 | 658 | -63 | -10% | |
| NON-RESIDENCE | 128 | 90 | 38 | 42% | |
| LARCENY | 1,032 | 1,107 | -75 | -7% | |
| POCKETPICKING | 5 | 7 | -2 | -29% | |
| PURSE SNATCHING | 29 | 36 | -7 | -19% | |
| SHOPLIFTING | 141 | 117 | 24 | 21% | |
| FROM MOTOR VEHICLES | 440 | 395 | 45 | 11% | |
| MOTOR VEH. PARTS/ACCESSORIES | 116 | 119 | -3 | -3% | |
| BICYCLES | 9 | 9 | 0 | 0% | |
| FROM BUILDINGS | 101 | 119 | -18 | -15% | |
| FROM COIN OPERATED MACHINES | 1 | 1 | 0 | 0% | |
| ALL OTHER | 190 | 304 | -114 | -38% | |
| AUTO THEFT | 539 | 612 | -73 | -12% | |
| TOTAL | 3,045 | 3,195 | -150 | -5% | |



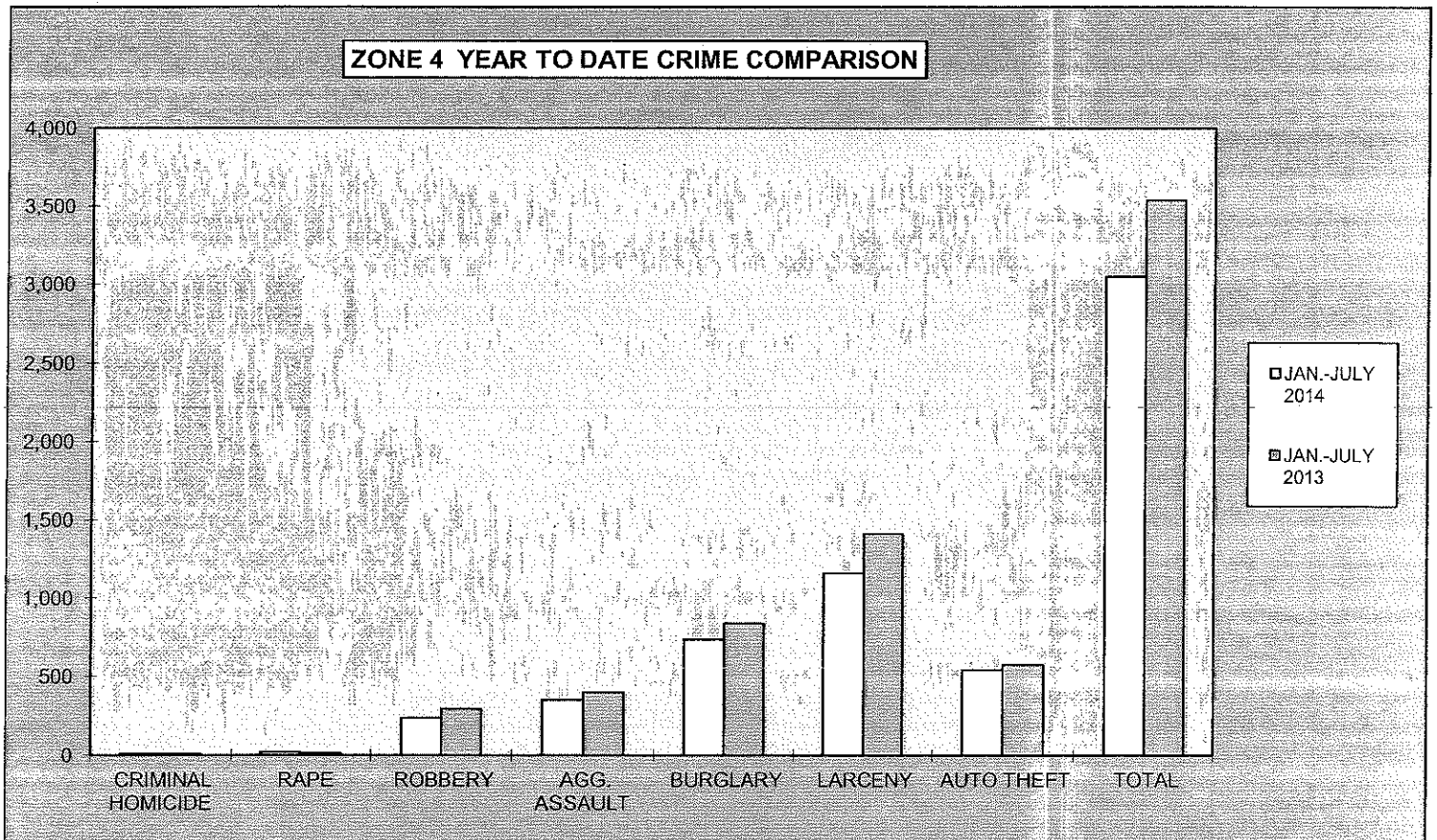
**2014
MONTHLY CRIME COMPARISON**

| ZONE 4 | | | | |
|------------------------------|------------------|------------------|---------------------|---------------------|
| CRIME | JULY 2014 | JULY 2013 | # DIFFERENCE | % DIFFERENCE |
| CRIMINAL HOMICIDE | 1 | 1 | 0 | 0% |
| RAPE | 0 | 2 | -2 | -100% |
| ROBBERY | 32 | 37 | -5 | -14% |
| AGG. ASSAULT | 60 | 62 | -2 | -3% |
| BURGLARY | 99 | 111 | -12 | -11% |
| RESIDENCE | 90 | 98 | -8 | -8% |
| NON-RESIDENCE | 9 | 13 | -4 | -31% |
| LARCENY | 173 | 247 | -74 | -30% |
| POCKETPICKING | 0 | 0 | 0 | 0% |
| PURSE SNATCHING | 5 | 11 | -6 | -55% |
| SHOPLIFTING | 35 | 49 | -14 | -29% |
| FROM MOTOR VEHICLES | 72 | 69 | 3 | 4% |
| MOTOR VEH. PARTS/ACCESSORIES | 8 | 24 | -16 | -67% |
| BICYCLES | 1 | 1 | 0 | 0% |
| FROM BUILDINGS | 19 | 29 | -10 | -34% |
| FROM COIN OPERATED MACHINES | 0 | 0 | 0 | 0% |
| ALL OTHER | 33 | 64 | -31 | -48% |
| AUTO THEFT | 90 | 93 | -3 | -3% |
| TOTAL | 455 | 553 | -98 | -18% |



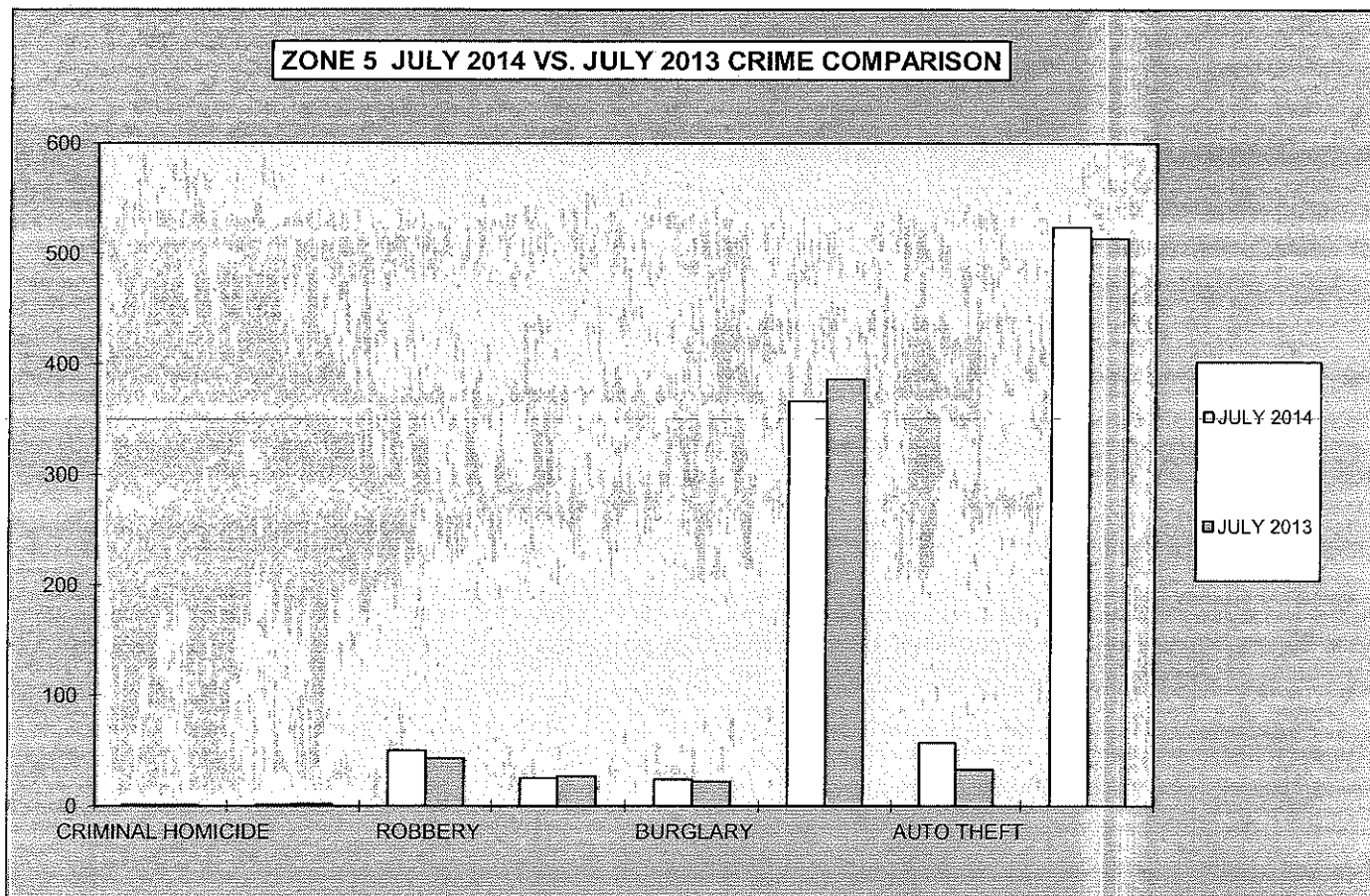
**2014
YEAR TO DATE CRIME COMPARISON**

| ZONE 4 | | | | |
|------------------------------|------------------------|------------------------|---------------------|---------------------|
| CRIME | JAN - JULY 2014 | JAN - JULY 2013 | # DIFFERENCE | % DIFFERENCE |
| CRIMINAL HOMICIDE | 10 | 8 | 2 | 25% |
| RAPE | 19 | 13 | 6 | 46% |
| ROBBERY | 237 | 295 | -58 | -20% |
| AGG. ASSAULT | 349 | 398 | -49 | -12% |
| BURGLARY | 733 | 838 | -105 | -13% |
| RESIDENCE | 651 | 771 | -120 | -16% |
| NON-RESIDENCE | 82 | 67 | 15 | 22% |
| LARCENY | 1,159 | 1,413 | -254 | -18% |
| POCKETPICKING | 4 | 2 | 2 | 100% |
| PURSE SNATCHING | 33 | 58 | -25 | -43% |
| SHOPLIFTING | 229 | 334 | -105 | -31% |
| FROM MOTOR VEHICLES | 429 | 389 | 40 | 10% |
| MOTOR VEH. PARTS/ACCESSORIES | 97 | 118 | -21 | -18% |
| BICYCLES | 9 | 12 | -3 | -25% |
| FROM BUILDINGS | 150 | 157 | -7 | -4% |
| FROM COIN OPERATED MACHINES | 2 | 4 | -2 | -50% |
| ALL OTHER | 206 | 339 | -133 | -39% |
| AUTO THEFT | 542 | 575 | -33 | -6% |
| TOTAL | 3,049 | 3,540 | -491 | -14% |



**2014
MONTHLY CRIME COMPARISON**

| ZONE 5 | | | | |
|------------------------------|------------------|------------------|---------------------|---------------------|
| CRIME | JULY 2014 | JULY 2013 | # DIFFERENCE | % DIFFERENCE |
| CRIMINAL HOMICIDE | 1 | 1 | 0 | 0% |
| RAPE | 1 | 2 | -1 | -50% |
| ROBBERY | 50 | 43 | 7 | 16% |
| AGG. ASSAULT | 25 | 27 | -2 | -7% |
| BURGLARY | 24 | 22 | 2 | 9% |
| RESIDENCE | 14 | 12 | 2 | 17% |
| NON-RESIDENCE | 10 | 10 | 0 | 0% |
| LARCENY | 366 | 386 | -20 | -5% |
| POCKETPICKING | 1 | 5 | -4 | -80% |
| PURSE SNATCHING | 8 | 13 | -5 | -38% |
| SHOPLIFTING | 39 | 39 | 0 | 0% |
| FROM MOTOR VEHICLES | 233 | 209 | 24 | 11% |
| MOTOR VEH. PARTS/ACCESSORIES | 15 | 22 | -7 | -32% |
| BICYCLES | 9 | 4 | 5 | 125% |
| FROM BUILDINGS | 34 | 52 | -18 | -35% |
| FROM COIN OPERATED MACHINES | 0 | 1 | -1 | -100% |
| ALL OTHER | 27 | 41 | -14 | -34% |
| AUTO THEFT | 57 | 33 | 24 | 73% |
| TOTAL | 524 | 514 | 10 | 2% |

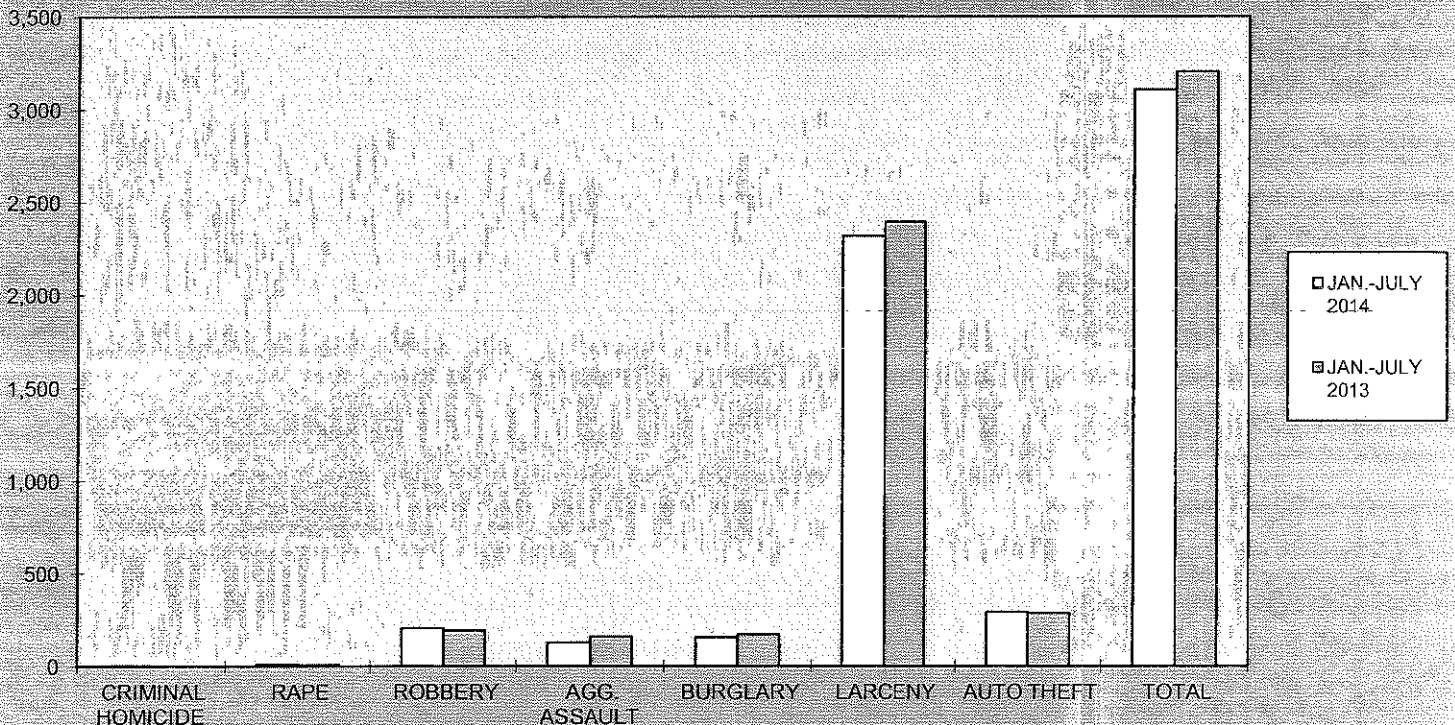


**2014
YEAR TO DATE CRIME COMPARISON**

ZONE 5

| CRIME | JAN - JULY 2014 | JAN - JULY 2013 | # DIFFERENCE | % DIFFERENCE |
|------------------------------|-----------------|-----------------|--------------|--------------|
| CRIMINAL HOMICIDE | 3 | 1 | 2 | 200% |
| RAPE | 10 | 6 | 4 | 67% |
| ROBBERY | 205 | 192 | 13 | 7% |
| AGG. ASSAULT | 127 | 157 | -30 | -19% |
| BURGLARY | 154 | 170 | -16 | -9% |
| RESIDENCE | 85 | 95 | -10 | -11% |
| NON-RESIDENCE | 69 | 75 | -6 | -8% |
| LARCENY | 2,317 | 2,394 | -77 | -3% |
| POCKETPICKING | 10 | 24 | -14 | -58% |
| PURSE SNATCHING | 46 | 86 | -40 | -47% |
| SHOPLIFTING | 219 | 174 | 45 | 26% |
| FROM MOTOR VEHICLES | 1,440 | 1,284 | 156 | 12% |
| MOTOR VEH. PARTS/ACCESSORIES | 106 | 182 | -76 | -42% |
| BICYCLES | 61 | 44 | 17 | 39% |
| FROM BUILDINGS | 242 | 323 | -81 | -25% |
| FROM COIN OPERATED MACHINES | 1 | 6 | -5 | -83% |
| ALL OTHER | 192 | 271 | -79 | -29% |
| AUTO THEFT | 292 | 285 | 7 | 2% |
| TOTAL | 3,108 | 3,205 | -97 | -3% |

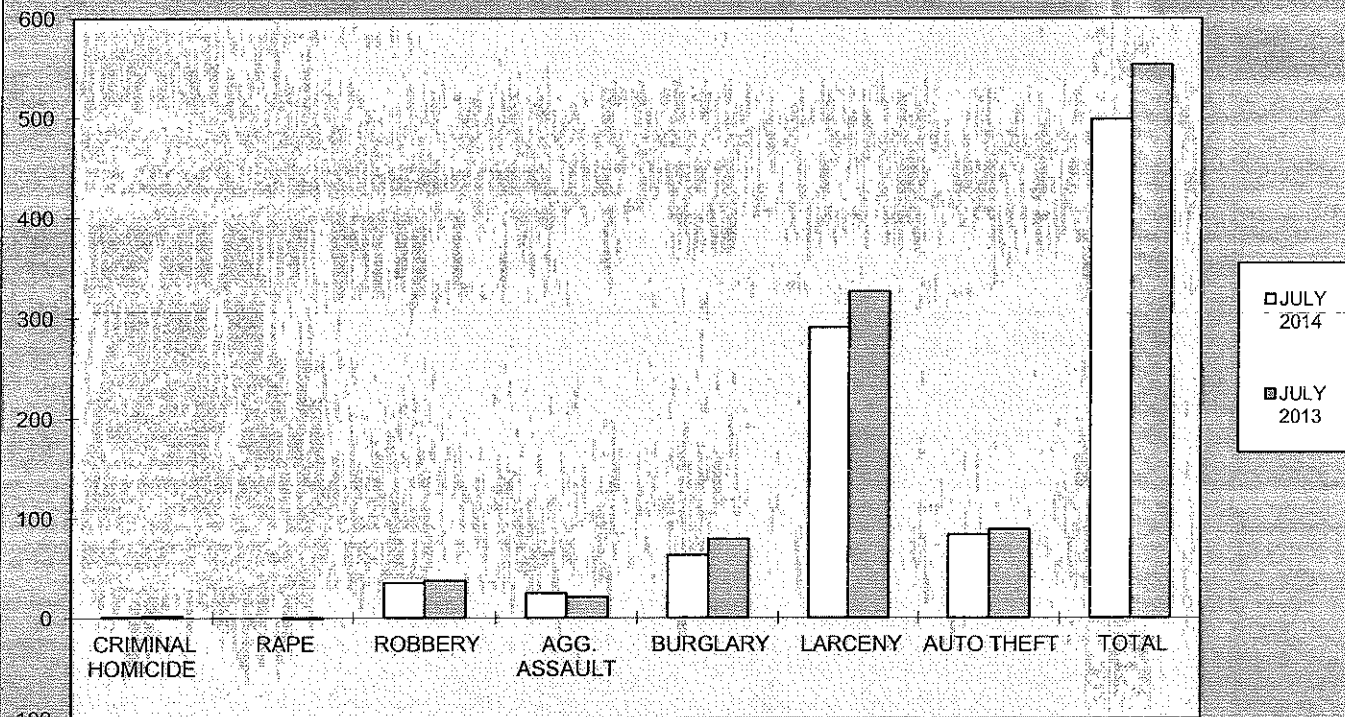
ZONE 5 YEAR TO DATE CRIME COMPARISON



**2014
MONTHLY CRIME COMPARISON**

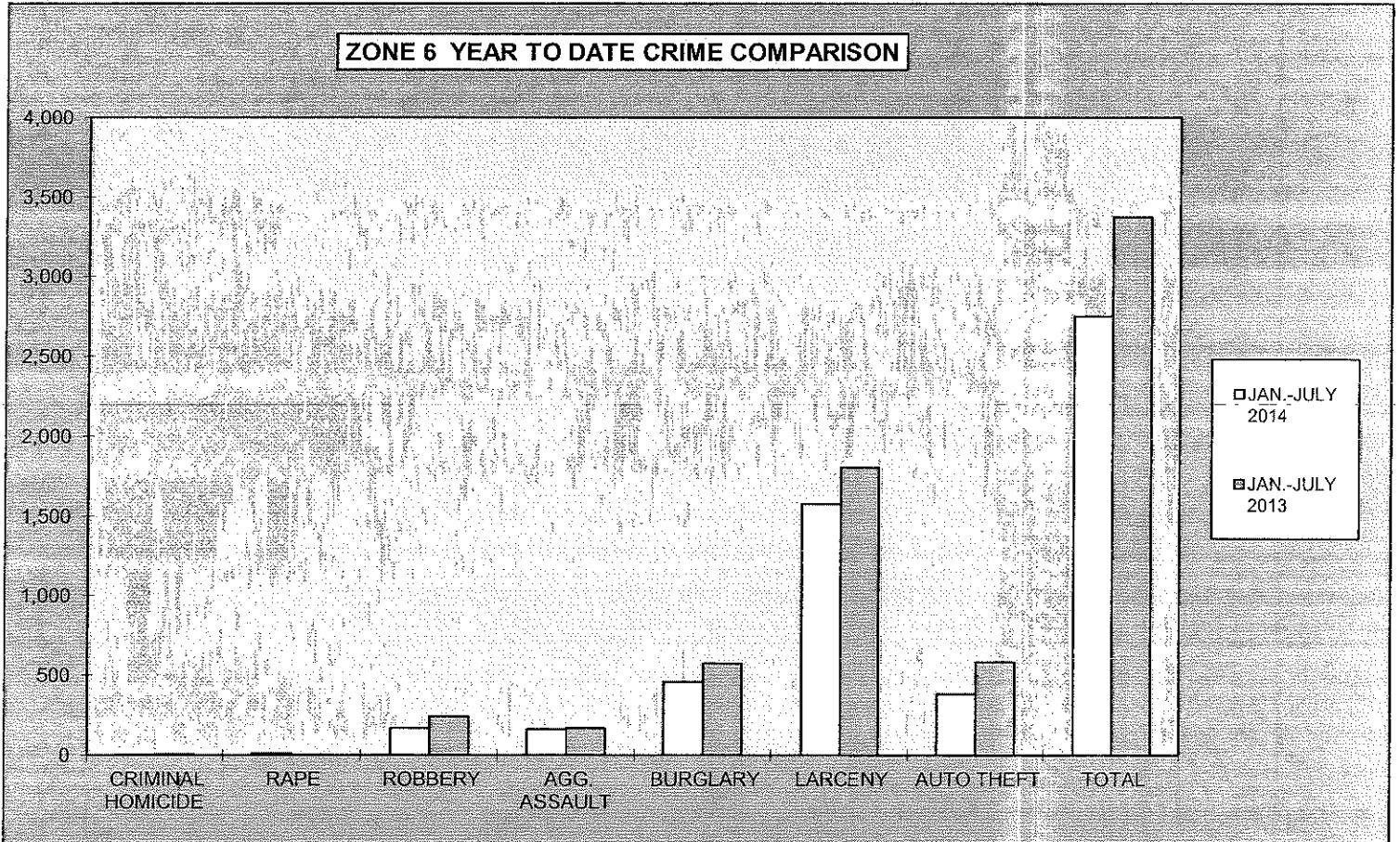
| ZONE 6 | | | | | |
|------------------------------|------------------|------------------|---------------------|---------------------|--|
| CRIME | JULY 2014 | JULY 2013 | # DIFFERENCE | % DIFFERENCE | |
| CRIMINAL HOMICIDE | 1 | 2 | -1 | -50% | |
| RAPE | 0 | -1 | 1 | 100% | |
| ROBBERY | 35 | 37 | -2 | -5% | |
| AGG. ASSAULT | 25 | 21 | 4 | 19% | |
| BURGLARY | 63 | 79 | -16 | -20% | |
| RESIDENCE | 52 | 64 | -12 | -19% | |
| NON-RESIDENCE | 11 | 15 | -4 | -27% | |
| LARCENY | 291 | 327 | -36 | -11% | |
| POCKETPICKING | 3 | 1 | 2 | 200% | |
| PURSE SNATCHING | 4 | 5 | -1 | -20% | |
| SHOPLIFTING | 49 | 35 | 14 | 40% | |
| FROM MOTOR VEHICLES | 166 | 208 | -42 | -20% | |
| MOTOR VEH. PARTS/ACCESSORIES | 13 | 20 | -7 | -35% | |
| BICYCLES | 9 | 8 | 1 | 13% | |
| FROM BUILDINGS | 30 | 16 | 14 | 88% | |
| FROM COIN OPERATED MACHINES | 0 | 0 | 0 | 0% | |
| ALL OTHER | 17 | 34 | -17 | -50% | |
| AUTO THEFT | 84 | 89 | -5 | -6% | |
| TOTAL | 499 | 554 | -55 | -10% | |

ZONE 6 JULY 2014 VS. JULY 2013 CRIME COMPARISON



**2014
YEAR TO DATE CRIME COMPARISON**

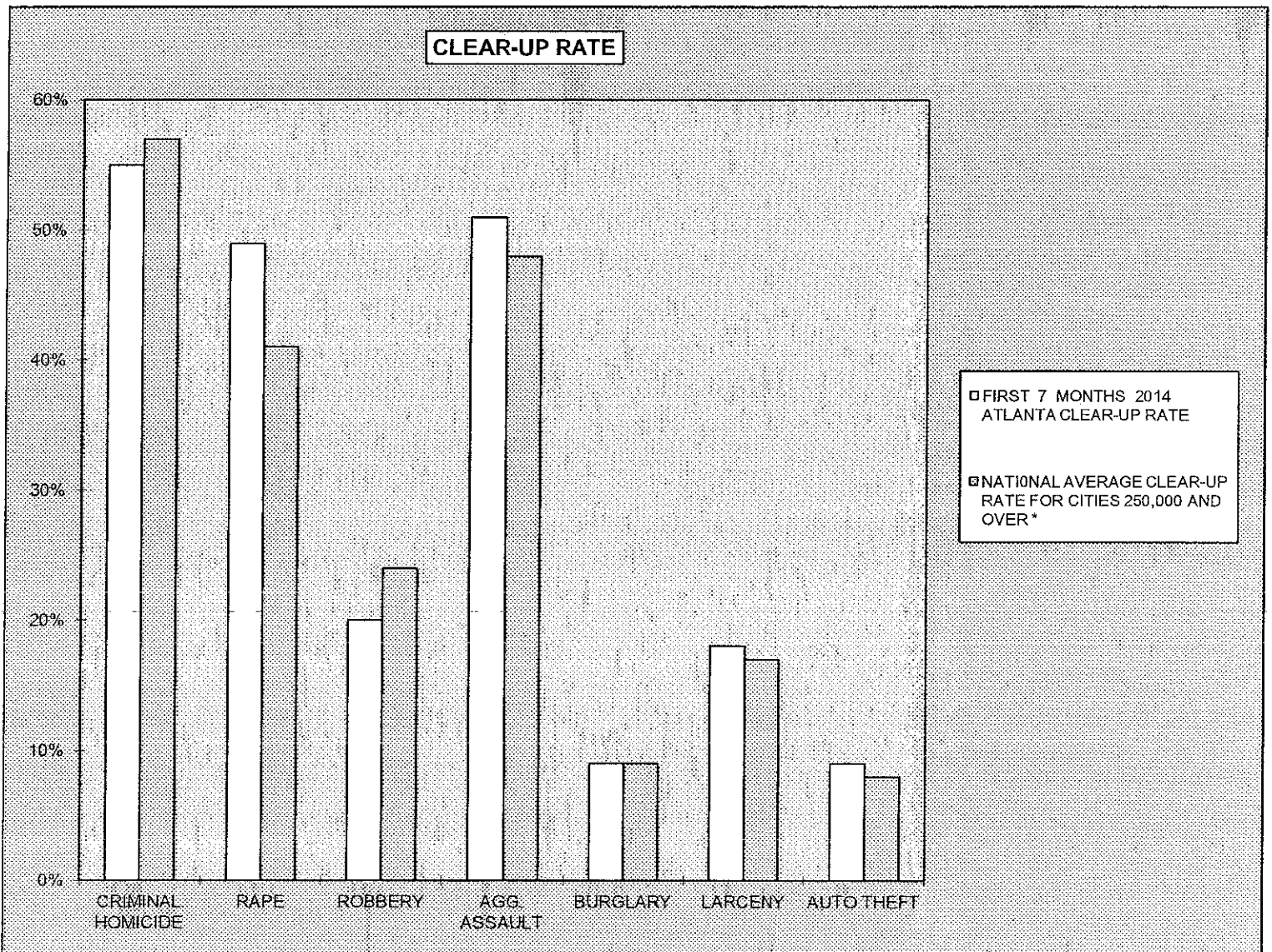
| ZONE 6 | | | | | |
|------------------------------|------------------------|------------------------|---------------------|---------------------|--|
| CRIME | JAN - JULY 2014 | JAN - JULY 2013 | # DIFFERENCE | % DIFFERENCE | |
| CRIMINAL HOMICIDE | 1 | 5 | -4 | -80% | |
| RAPE | 10 | 3 | 7 | 233% | |
| ROBBERY | 168 | 242 | -74 | -31% | |
| AGG. ASSAULT | 160 | 169 | -9 | -5% | |
| BURGLARY | 455 | 572 | -117 | -20% | |
| RESIDENCE | 379 | 473 | -94 | -20% | |
| NON-RESIDENCE | 76 | 99 | -23 | -23% | |
| LARCENY | 1,574 | 1,803 | -229 | -13% | |
| POCKETPICKING | 8 | 11 | -3 | -27% | |
| PURSE SNATCHING | 28 | 51 | -23 | -45% | |
| SHOPLIFTING | 238 | 264 | -26 | -10% | |
| FROM MOTOR VEHICLES | 876 | 981 | -105 | -11% | |
| MOTOR VEH. PARTS/ACCESSORIES | 82 | 124 | -42 | -34% | |
| BICYCLES | 53 | 49 | 4 | 8% | |
| FROM BUILDINGS | 133 | 100 | 33 | 33% | |
| FROM COIN OPERATED MACHINES | 4 | 0 | 4 | 100% | |
| ALL OTHER | 152 | 223 | -71 | -32% | |
| AUTO THEFT | 381 | 581 | -200 | -34% | |
| TOTAL | 2,749 | 3,375 | -626 | -19% | |



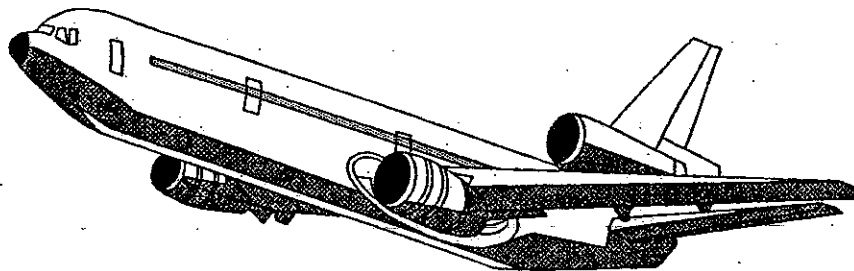
**2014
CRIME COMPARISON
CLEAR-UP RATE**

| CRIME | FIRST 7 MONTHS 2014 ATLANTA CLEAR-UP RATE | NATIONAL AVERAGE CLEAR-UP RATE FOR CITIES 250,000 AND OVER * |
|-------------------|--|---|
| CRIMINAL HOMICIDE | 55% | 57% |
| RAPE | 49% | 41% |
| ROBBERY | 20% | 24% |
| AGG. ASSAULT | 51% | 48% |
| BURGLARY | 9% | 9% |
| LARCENY | 18% | 17% |
| AUTO THEFT | 9% | 8% |

* National Average for Cities 250,000 and Over Based on Latest Annual (2012) FBI Uniform Crime Report



APD



The Atlanta Airport
UNIFORM CRIME REPORTING



JULY 2014

SUPPORT SERVICES DIVISION
INFORMATION SERVICES SECTION

RETURN A - MONTHLY RETURN OF OFFENSES KNOWN TO THE POLICE

1-720b (Rev. 8-30-94)
OMB No. 1110-0001

This report is authorized by law Title 28, Section 534, U. S. Code. While you are not required to respond, your cooperation in forwarding this report by the 7th day after the close of the month to Uniform Crime Reports, Federal Bureau of Investigation, Washington, D.C. 20535, will assist in compiling comprehensive, accurate national crime figures on a timely basis.

| 1 | 2 | 3 | 4 | 5 | 6 |
|---|---|---|--|---|---|
| CLASSIFICATION OF OFFENSES | OFFENSES REPORTED OR KNOWN TO POLICE (INCLUDE "UNFOUNDED" AND ATTEMPTS) | UNFOUNDED, I.E., FALSE OR BASELESS COMPLAINTS | NUMBER OF ACTUAL OFFENSES (COLUMN 2 MINUS COLUMN 3) INCLUDE ATTEMPTS | TOTAL OFFENSES CLEARED BY ARREST OR EXCEPTIONAL MEANS (INCLUDES COL. 6) | NUMBER OF CLEARANCES INVOLVING ONLY PERSONS UNDER 18 YEARS OF AGE |
| 1. CRIMINAL HOMICIDE | | | | | |
| a. MURDER AND NONNEGLIGENT HOMICIDE | 0 | 0 | 0 | 0 | 0 |
| b. MANSLAUGHTER BY NEGLIGENCE | | | | | |
| 2. FORCIBLE RAPE TOTAL | 0 | 0 | 0 | 0 | 0 |
| a. Rape by Force | 0 | 0 | 0 | 0 | 0 |
| b. Attempts to commit Forcible Rape | 0 | 0 | 0 | 0 | 0 |
| 3. ROBBERY TOTAL | 1 | 0 | 1 | 1 | 0 |
| a. Firearm | 0 | 0 | 0 | 0 | 0 |
| b. Knife or Cutting Instrument | 0 | 0 | 0 | 0 | 0 |
| c. Other Dangerous Weapon | 0 | 0 | 0 | 0 | 0 |
| d. Strong-Arm (Hands, Fists, Feet, etc.) | 1 | 0 | 1 | 1 | 0 |
| 4. ASSAULT TOTAL | 7 | 0 | 7 | 2 | 0 |
| a. Firearm | 0 | 0 | 0 | 0 | 0 |
| b. Knife or cutting instrument | 0 | 0 | 0 | 0 | 0 |
| c. Other Dangerous Weapon | 0 | 0 | 0 | 0 | 0 |
| d. Strong-Arm | 0 | 0 | 0 | 0 | 0 |
| e. Other Assaults - Simple, Not Aggravated | 7 | 0 | 7 | 2 | 0 |
| 5. BURGLARY TOTAL | 0 | 0 | 0 | 0 | 0 |
| a. Forcible Entry | 0 | 0 | 0 | 0 | 0 |
| b. Unlawful Entry - No Force | 0 | 0 | 0 | 0 | 0 |
| c. Attempted Forcible Entry | 0 | 0 | 0 | 0 | 0 |
| 6. LARCENY THEFT TOTAL (except Motor Vehicle Theft) | 20 | 0 | 20 | 2 | 0 |
| 7. MOTOR VEHICLE THEFT TOTAL | 3 | 0 | 3 | 0 | 0 |
| a. Autos | 3 | 0 | 3 | 0 | 0 |
| b. Trucks and Buses | 0 | 0 | 0 | 0 | 0 |
| c. Other Vehicles | 0 | 0 | 0 | 0 | 0 |
| GRAND TOTAL | 31 | 0 | 31 | 5 | 0 |

CHECKING ANY OF THE APPROPRIATE BLOCKS BELOW WILL ELIMINATE YOUR NEED TO SUBMIT REPORTS WHEN THE VALUES ARE ZERO. THIS WILL ALSO AID THE NATIONAL PROGRAM IN ITS QUALITY CONTROL EFFORTS.

NO SUPPLEMENTARY HOMICIDE REPORT SUBMITTED SINCE NO MURDERS, JUSTIFIABLE HOMICIDES, OR MANSLAUGHTER BY NEGLIGENCE OCCURRED IN THIS JURISDICTION DURING THE MONTH.

NO AGE, SEX, AND RACE OF PERSONS ARRESTED UNDER 18 YEARS OF AGE REPORT SINCE NO ARRESTS OF PERSONS WITHIN THIS AGE GROUP.

NO SUPPLEMENT TO RETURN A REPORT SINCE NO CRIME OFFENSES OR RECOVERY OF PROPERTY REPORTED DURING THE MONTH.

NO AGE, SEX, AND RACE OF PERSONS ARRESTED 18 YEARS OF AGE AND OVER REPORT SINCE NO ARRESTS OF PERSONS WITHIN THIS AGE GROUP.

NO LAW ENFORCEMENT OFFICERS KILLED OR ASSAULTED REPORT SINCE NONE OF THE OFFICERS WERE ASSAULTED OR KILLED DURING THE MONTH.

NO MONTHLY RETURN OF ARSON OFFENSES KNOWN TO LAW ENFORCEMENT REPORT SINCE NO ARSONS OCCURRED.

DO NOT USE THIS SPACE

| | |
|----------|----------|
| | INITIALS |
| RECORDED | |
| EDITED | |
| ENTERED | |
| ADJUSTED | |
| WORKS | |

* TOTALS INCLUDE PREVIOUS OFFENSES

JULY 2014

Month and Year of Report

GA 060240X

Agency Identifier

AUGUST 13, 2014

Date

ATLANTA AIRPORT POLICE - GEORGIA

Agency and State

Nail J. K... LIEUTENANT
Prepared By Title

George A. J... CHIEF
Chief, Commissioner, Sheriff, or Superintendent

PROPERTY STOLEN BY CLASSIFICATION

| CLASSIFICATION | DATA ENTRY | Number of Actual Offenses (Column 4 Return A) | Monetary Value of Property Stolen |
|---|------------|---|-----------------------------------|
| 1. MURDER AND NONNEGLIGENT MANSLAUGHTER | 12 | 0 | \$ 0.00 |
| 2. FORCIBLE RAPE | 20 | 0 | \$ 0.00 |
| 3. ROBBERY | | | |
| (a) HIGHWAY (streets, alleys, etc.) | 31 | 0 | 0.00 |
| (b) COMMERCIAL HOUSE (except c, d, and f) | 32 | 0 | 0.00 |
| (c) GAS OR SERVICE STATION | 33 | 0 | 0.00 |
| (d) CONVENIENCE STORE | 34 | 0 | 0.00 |
| (e) RESIDENCE (anywhere on premises) | 35 | 0 | 0.00 |
| (f) BANK | 36 | 0 | 0.00 |
| (g) MISCELLANEOUS | 37 | 0 | 0.00 |
| TOTAL ROBBERY | 30 | 0 | \$ 0.00 |
| 5. BURGLARY - BREAKING OR ENTERING | | | |
| (a) RESIDENCE (dwelling) | | | |
| (1) NIGHT (6 p.m. - 6 a.m.) | 51 | 0 | 0.00 |
| (2) DAY (6 a.m. - 6 p.m.) | 52 | 0 | 0.00 |
| (3) UNKNOWN | 53 | 0 | 0.00 |
| (b) NON-RESIDENCE (store, office, etc.) | | | |
| (1) NIGHT (6 p.m. - 6 a.m.) | 54 | 0 | 0.00 |
| (2) DAY (6 a.m. - 6 p.m.) | 55 | 0 | 0.00 |
| (3) UNKNOWN | 56 | 0 | 0.00 |
| TOTAL BURGLARY | 50 | 0 | \$ 0.00 |
| 6. LARCENY - THEFT (Except Motor Vehicle Theft) | | | |
| (a) \$200 AND OVER | 61 | 12 | 11,974.00 |
| (b) \$50 TO \$200 | 62 | 2 | 176.00 |
| (c) UNDER \$50 | 63 | 6 | 5.00 |
| TOTAL LARCENY (Same as Item 6X) | 60 | 20 | \$ 12,155.00 |
| 7. MOTOR VEHICLE THEFT (Include Alleged Joy Ride) | 70 | 3 | \$ 77,000.00 |
| GRAND TOTAL - ALL ITEMS | 77 | 23 | \$ 89,155.00 |
| ADDITIONAL ANALYSIS OF LARCENY AND MOTOR VEHICLE THEFT | | | |
| 6X. NATURE OF LARCENIES UNDER ITEM 6 | | | |
| (a) POCKET-PICKING | 81 | 0 | 0.00 |
| (b) PURSE-SNATCHING | 82 | 0 | 0.00 |
| (c) SHOPLIFTING | 83 | 2 | 525.00 |
| (d) FROM MOTOR VEHICLES (except e) | 84 | 4 | 3,731.00 |
| (e) MOTOR VEHICLE PARTS AND ACCESSORIES | 85 | 2 | 3.00 |
| (f) BICYCLES | 86 | 0 | 0.00 |
| (g) FROM BUILDING (except c and h) | 87 | 6 | 3,545.00 |
| (h) FROM ANY COIN-OPERATED MACHINES (parking meters, etc.) | 88 | 0 | 0.00 |
| (i) ALL OTHER | 89 | 6 | 4,351.00 |
| TOTAL LARCENIES (Same as Item 6) | 80 | 20 | \$ 12,155.00 |
| 7X. MOTOR VEHICLES RECOVERED | | | |
| (a) STOLEN LOCALLY AND RECOVERED LOCALLY | 91 | 2 | |
| (b) STOLEN LOCALLY AND RECOVERED BY OTHER JURISDICTIONS | 92 | 1 | |
| (c) TOTAL LOCALLY STOLEN MOTOR VEHICLES RECOVERED (a & b) | 93 | 3 | |
| (d) STOLEN IN OTHER JURISDICTIONS AND RECOVERED LOCALLY | 90 | 5 | |

SUPPLEMENT TO RETURN A
MONTHLY RETURN OF OFFENSES KNOWN TO THE POLICE

1-706 (Rev.8-30-94)
Form Approved
OMB No. 1110-0007

This report is authorized by law, Title 28, Section 534, U. S. Code. While you are not required to respond, your cooperation in submitting this report with the Return A will assist the FBI in compiling comprehensive, accurate figures on a timely basis.

This form deals with the nature of crime and the monetary value of property stolen and recovered. The total offenses recorded on the form should be the same as the number of actual offenses listed in Column 4 of the Return A for each crime class. Include attempted crimes on this form, but do not include unfounded offenses. If you cannot complete the report in all areas, please record as much information as is available. Tally sheets will be sent upon request.

PROPERTY BY TYPE AND VALUE

| Type of Property (1) | Data Entry | Monetary Value of Property Stolen in Your Jurisdiction | |
|--|------------|--|---------------------|
| | | Stolen (2) | Recovered (3) |
| (A) Currency, Notes, Etc. | 01 | \$ 1,645.00 | \$ 0.00 |
| (B) Jewelry and Precious Metals | 02 | 1,300.00 | 0.00 |
| (C) Clothing and Furs | 03 | 1,301.00 | 0.00 |
| (D) Locally Stolen Motor Vehicles | 04 | 77,000.00 | 34,901.00 |
| (E) Office Equipment | 05 | 1.00 | 0.00 |
| (F) Televisions, Radios, Stereos, Etc. | 06 | 4,000.00 | 0.00 |
| (G) Firearms | 07 | 500.00 | 0.00 |
| (H) Household Goods | 08 | 0.00 | 0.00 |
| (I) Consumable Goods | 09 | 0.00 | 0.00 |
| (J) Livestock | 10 | 0.00 | 0.00 |
| (K) Miscellaneous | 11 | 3,408.00 | 0.00 |
| TOTAL | 00 | \$ 89,155.00 | \$ 34,901.00 |

The total of this column should agree with the Grand Total (DATA ENTRY 77) shown on page 2.

Include in this column all property recovered even though stolen in prior months. The above is an accounting for only that property stolen in your jurisdiction. This will include property recovered for you by other jurisdictions, but not property you recover for them.

AUGUST 13, 2014

DATE

Nail J. K... [Signature]

PREPARED BY

LIEUTENANT

TITLE

George M. [Signature]

CHIEF

CHIEF, COMMISSIONER, SHERIFF OR SUPERINTENDENT

JULY 2014

Month and Year of Report

GA 060240X

Agency Identifier

ATLANTA AIRPORT POLICE - GEORGIA

Agency and State

LAW ENFORCEMENT OFFICERS KILLED OR ASSAULTED

It is requested this report be completed and transmitted with monthly crime reports to: Director, Federal Bureau of Investigation, Uniform Crime Reports, Washington, D. C. 20535. This form should be used to report the number of your officers who were assaulted or killed in the line of duty during the month. Additional information concerning officers killed will be requested by a separate questionnaire.

| | |
|--|------------------------------------|
| OFFICERS KILLED | |
| Number of your law enforcement officers killed in the line of duty this month. | By felonious act <u>0</u> |
| | By accident or negligence <u>0</u> |

Officers Assaulted (Do not include officers killed) - See other side for instructions.

| Type of Activity | Total Assaults by Weapon A | Type of Weapon | | | | Two-Officer Vehicle F | Type of Assignment | | | | | | Police Assaults Cleared M |
|--|-------------------------------|----------------|--|-----------------------------|-------------------------------|--------------------------|---------------------|----------------|------------------------------|----------------|------------|----------------|------------------------------|
| | | Firearm B | Knife or Other Cutting Instrument C | Other Dangerous Weapon D | Hands, Fists, Feet, etc. E | | One-Officer Vehicle | | Detective or Special Assign. | | Other | | |
| | | | | | | | Alone G | As-sisted H | Alone I | As-sisted J | Alone K | As-sisted L | |
| 1. Responding to "Disturbance" calls (family quarrels, man with gun, etc.) | 0 | | | | | | | | | | | | |
| 2. Burglaries in progress or pursuing burglary suspects | 0 | | | | | | | | | | | | |
| 3. Robberies in progress or pursuing robbery suspects | 0 | | | | | | | | | | | | |
| 4. Attempting other arrests | 0 | | | | | | | | | | | | |
| 5. Civil disorder (riot, mass disobedience) | 0 | | | | | | | | | | | | |
| 6. Handling, transporting, custody of prisoners | 0 | | | | | | | | | | | | |
| 7. Investigating suspicious persons or circumstances | 1 | | | | 1 | | | 1 | | | | | 1 |
| 8. Ambush - no warning | 0 | | | | | | | | | | | | |
| 9. Mentally deranged | 0 | | | | | | | | | | | | |
| 10. Traffic pursuits and stops | 0 | | | | | | | | | | | | |
| 11. All Other | 2 | | | | 2 | | | 2 | | | | | 2 |
| 12. TOTAL (1-11) | 3 | 0 | 0 | 0 | 3 | 0 | 0 | 3 | 0 | 0 | 0 | 0 | 3 |
| 13. Number with personal injury | 0 | | | | | | | | | | | | |
| 14. Number without personal injury | 3 | | | | 3 | | | | | | | | |
| 15. Time of assaults | | | | | | | | | | | | | |
| | AM | | | | 1 | | | | | | | | |
| | PM | | | | 2 | | | | | | | | |

| | |
|--------------------------|----------|
| DO NOT WRITE HERE | |
| | Initials |
| Recorded | |
| Edited | |
| Punched | |
| Verified | |
| Adjusted | |
| DOJ/FBI | |

12:01 2:00 4:00 6:00 8:00 10:00 12:00

JULY 2014
Month and Year
ATLANTA AIRPORT POLICE
Agency

GA 060240X
Agency Identifier
GEORGIA
State

Nail J. Koon LIEUTENANT
Prepared By Title
George J. ... CHIEF
Chief, Sheriff, Commissioner, Superintendent

**ATLANTA AIRPORT POLICE
AGE, SEX, AND RACE OF PERSONS ARRESTED
17 YEARS OF AGE AND OVER**

MONTH JULY

YEAR 2014

| CLASSIFICATION OF OFFENSES | SEX | AGE OF PERSON ARRESTED | | | | | | | | | | | | | | | | TOTAL | RACE | | | | ETHNIC | |
|--|-------|------------------------|----|----|----|----|----|----|----------|----------|----------|----------|----------|----------|----------|----------|----------|-------|-------|-------|--------------|---------------|---------------|---------------|
| | | 17 | 18 | 19 | 20 | 21 | 22 | 23 | 24 29 | 30 34 | 35 39 | 40 44 | 45 49 | 50 54 | 55 59 | 60 64 | 65 UP | | White | Black | Native Amer. | Asian/Pacific | Whi. Hispanic | Blck Hispanic |
| Murder/Nonnegligent Manslaughter | 01a M | | | | | | | | | | | | | | | | | 0 | | | | | | |
| | F | | | | | | | | | | | | | | | | | 0 | | | | | | |
| Manslaughter by Negligence | 01b M | | | | | | | | | | | | | | | | | 0 | | | | | | |
| | F | | | | | | | | | | | | | | | | | 0 | | | | | | |
| Forcible Rape | 02 M | | | | | | | | | | | | | | | | | 0 | | | | | | |
| | F | | | | | | | | | | | | | | | | | 0 | | | | | | |
| Robbery | 03 M | | | | | | | | | | 1 | | | | | | | 1 | | | | | | |
| | F | | | | | | | | | | | | | | | | | 0 | | 1 | | | | |
| Aggravated Assault | 04 M | | | | | | | | | | | | | | | | | 0 | | | | | | |
| | F | | | | | | | | | | | | | | | | | 0 | | | | | | |
| Burglary- Breaking or Entering | 05 M | | | | | | | | | | | | | | | | | 0 | | | | | | |
| | F | | | | | | | | | | | | | | | | | 0 | | | | | | |
| Larceny - Theft (except Motor Vehicle Theft) | 06 M | | | | | | | | | | | 1 | | | | | | 1 | | | | | | |
| | F | | | | | | | | | | | | | 1 | | | | 1 | | 2 | | | | |
| Motor Vehicle Theft | 07 M | | | | | | | | | | | | | | | | | 0 | | | | | | |
| | F | | | | | | | | | | | | | | | | | 0 | | | | | | |
| Other Assaults | 08 M | | | | | | 1 | | | | | | | 1 | | | | 2 | | | | | | |
| | F | | | | | | | | | | | | | | | | | 0 | 1 | 1 | | | | |
| Arson | 09 M | | | | | | | | | | | | | | | | | 0 | | | | | | |
| | F | | | | | | | | | | | | | | | | | 0 | | | | | | |
| Forgery and Counterfeiting | 10 M | | | | | | | | | | | | | | | | | 0 | | | | | | |
| | F | | | | | | | | | | | | | | | | | 0 | | | | | | |
| Fraud | 11 M | | | | | | | | | | | | | | | | | 0 | | | | | | |
| | F | | | | | | | | | | | | | | | | | 0 | | | | | | |
| Embezzlement | 12 M | | | | | | | | | | | | | | | | | 0 | | | | | | |
| | F | | | | | | | | | | | | | | | | | 0 | | | | | | |
| Stolen Property; Buying, Receiving, Possessing | 13 M | | | | | | | | | | | | | | | | | 0 | | | | | | |
| | F | | | | | | | | | | | | | | | | | 0 | | | | | | |
| Vandalism | 14 M | | | | | | | | | | | | | | | | | 0 | | | | | | |
| | F | | | | | | | | | | | | | | | | | 0 | | | | | | |
| Weapons | 15 M | | | | | | | | | 1 | 1 | | | | | | | 2 | | | | | | |
| | F | | | | | | | | | | | | | | | | | 0 | 2 | | | | | |

-37-

**ATLANTA AIRPORT POLICE
AGE, SEX, AND RACE OF PERSONS ARRESTED
17 YEARS OF AGE AND OVER**

MONTH JULY

YEAR 2014

| CLASSIFICATION OF OFFENSES | SEX | AGE OF PERSON ARRESTED | | | | | | | | | | | | | | | TOTAL | RACE | | | | ETHNIC | | |
|---|-----|------------------------|----|----|----|----|----|----|----------|----------|----------|----------|----------|----------|----------|----------|-------|----------|-------|-------|--------------|---------------|---------------|----------------|
| | | 17 | 18 | 19 | 20 | 21 | 22 | 23 | 24 29 | 30 34 | 35 39 | 40 44 | 45 49 | 50 54 | 55 59 | 60 64 | | 65 UP | White | Black | Native Amer. | Asian/Pacific | Whi. Hispanic | Black Hispanic |
| Prostitution and Commercialized Vice | M | | | | | | | | | | | | | | | | | 0 | | | | | | |
| | F | | | | | | | | | | | | | | | | | 0 | | | | | | |
| Sex Offenses (except Rape and Prostitution) | M | | | | | | | | | | | | | | | | | 0 | | | | | | |
| | F | | | | | | | | | | | | | | | | | 0 | | | | | | |
| Drug Abuse Violations Grand Total | M | 0 | 0 | 0 | 1 | 0 | 0 | 0 | 0 | 0 | 0 | 0 | 0 | 0 | 0 | 0 | 0 | 1 | | | | | | |
| | F | 0 | 0 | 0 | 0 | 0 | 0 | 0 | 0 | 0 | 0 | 0 | 0 | 0 | 0 | 0 | 0 | 0 | 1 | 0 | 0 | 0 | 0 | 0 |
| (1) Sale/Manufacturing Subtotal | M | 0 | 0 | 0 | 1 | 0 | 0 | 0 | 0 | 0 | 0 | 0 | 0 | 0 | 0 | 0 | 0 | 1 | | | | | | |
| | F | 0 | 0 | 0 | 0 | 0 | 0 | 0 | 0 | 0 | 0 | 0 | 0 | 0 | 0 | 0 | 0 | 0 | 1 | 0 | 0 | 0 | 0 | 0 |
| Opium or Cocaine and their derivatives | M | | | | | | | | | | | | | | | | | 0 | | | | | | |
| | F | | | | | | | | | | | | | | | | | 0 | | | | | | |
| Marijuana | M | | | | | | | | | | | | | | | | | 0 | | | | | | |
| | F | | | | | | | | | | | | | | | | | 0 | | | | | | |
| Synthetic Narcotics | M | | | | | | | | | | | | | | | | | 0 | | | | | | |
| | F | | | | | | | | | | | | | | | | | 0 | | | | | | |
| Other Dangerous Non-Narcotic Drugs | M | | | | 1 | | | | | | | | | | | | | 1 | | | | | | |
| | F | | | | | | | | | | | | | | | | | 0 | 1 | | | | | |
| (2) Possession Subtotal | M | 0 | 0 | 0 | 0 | 0 | 0 | 0 | 0 | 0 | 0 | 0 | 0 | 0 | 0 | 0 | 0 | 0 | | | | | | |
| | F | 0 | 0 | 0 | 0 | 0 | 0 | 0 | 0 | 0 | 0 | 0 | 0 | 0 | 0 | 0 | 0 | 0 | 0 | 0 | 0 | 0 | 0 | 0 |
| Opium or Cocaine and their derivatives | M | | | | | | | | | | | | | | | | | 0 | | | | | | |
| | F | | | | | | | | | | | | | | | | | 0 | | | | | | |
| Marijuana | M | | | | | | | | | | | | | | | | | 0 | | | | | | |
| | F | | | | | | | | | | | | | | | | | 0 | | | | | | |
| Synthetic Narcotics | M | | | | | | | | | | | | | | | | | 0 | | | | | | |
| | F | | | | | | | | | | | | | | | | | 0 | | | | | | |
| Other Dangerous Non-Narcotic Drugs | M | | | | | | | | | | | | | | | | | 0 | | | | | | |
| | F | | | | | | | | | | | | | | | | | 0 | | | | | | |
| Gambling Total | M | 0 | 0 | 0 | 0 | 0 | 0 | 0 | 0 | 0 | 0 | 0 | 0 | 0 | 0 | 0 | 0 | 0 | | | | | | |
| | F | 0 | 0 | 0 | 0 | 0 | 0 | 0 | 0 | 0 | 0 | 0 | 0 | 0 | 0 | 0 | 0 | 0 | 0 | 0 | 0 | 0 | 0 | 0 |
| Bookmaking | M | | | | | | | | | | | | | | | | | 0 | | | | | | |
| | F | | | | | | | | | | | | | | | | | 0 | | | | | | |
| Numbers and Lottery | M | | | | | | | | | | | | | | | | | 0 | | | | | | |
| | F | | | | | | | | | | | | | | | | | 0 | | | | | | |

- 37a -

**ATLANTA AIRPORT POLICE
AGE, SEX, AND RACE OF PERSONS ARRESTED
17 YEARS OF AGE AND OVER**

MONTH JULY

YEAR 2014

| CLASSIFICATION OF OFFENSES | SEX | AGE OF PERSON ARRESTED | | | | | | | | | | | | | | | | TOTAL | RACE | | | | ETHNIC | |
|--------------------------------------|-----|------------------------|----|----|----|----|----|----|----------|----------|----------|----------|----------|----------|----------|----------|----------|-------|-------|-------|--------------|---------------|---------------|---------------|
| | | 17 | 18 | 19 | 20 | 21 | 22 | 23 | 24 29 | 30 34 | 35 39 | 40 44 | 45 49 | 50 54 | 55 59 | 60 64 | 65 UP | | White | Black | Native Amer. | Asian/Pacific | Whi. Hispanic | Blck Hispanic |
| All Other Gambling | M | | | | | | | | | | | | | | | | | 0 | | | | | | |
| | F | | | | | | | | | | | | | | | | | 0 | | | | | | |
| Offenses Against Family And Children | M | | | | | | | | | | | | | | | | | 0 | | | | | | |
| | F | | | | | | | | | | | | | | | | | 0 | | | | | | |
| Driving Under the Influence | M | | | | | | | | | | | | | | | | | 0 | | | | | | |
| | F | | | | | | | | | | | | | | | | | 0 | | | | | | |
| Liquor Laws | M | | | | | | | | | | | | | | | | | 0 | | | | | | |
| | F | | | | | | | | | | | | | | | | | 0 | | | | | | |
| Drunkenness | M | | | | | | | | 1 | | | | | | | | | 1 | | | | | | |
| | F | | | | | | | | | | | | | | | | | 0 | | | | | | |
| Disorderly Conduct | M | | | | | | | | | | | | | | | | | 0 | | 1 | | | | |
| | F | | | | | | | | | 1 | | | | | | | | 1 | | 1 | | | | |
| Vagrancy | M | | | | | | | | | | | | | | | | | 0 | | | | | | |
| | F | | | | | | | | | | | | | | | | | 0 | | | | | | |
| All Other Offenses (except Traffic) | M | | | | | | | 3 | 3 | 5 | 2 | 3 | 7 | 4 | 5 | 1 | 33 | | | | | | | |
| | F | | | | | | | | | | | | | | | | | 0 | 1 | 30 | | 2 | | |
| Suspicion | M | | | | | | | | | | | | | | | | | 0 | | | | | | |
| | F | | | | | | | | | | | | | | | | | 0 | | | | | | |
| TOTAL | | 0 | 0 | 0 | 1 | 0 | 1 | 0 | 3 | 6 | 7 | 2 | 4 | 8 | 5 | 5 | 1 | 43 | 5 | 36 | 0 | 2 | 0 | 0 |

JULY 2014

Month and Year of Report

GA 060240X

Agency Identifier

AUGUST 13, 2014

Date

Neal J. Klotz

Prepared By

LIEUTENANT

Title

ATLANTA AIRPORT POLICE - GEORGIA

Agency and State

George N. J.

Chief, Commissioner, Sheriff, or Superintendent

CHIEF

ATLANTA AIRPORT POLICE
 AGE, SEX, AND RACE OF PERSONS ARRESTED
 16 YEARS OF AGE AND UNDER

MONTH JULY

YEAR 2014

| CLASSIFICATION OF OFFENSES | SEX | AGE | | | | | | RACE | | | | ETHNIC | | |
|--|-----|-----|----|----|----|----|-------|-------|-------|--------------|---------------|---------------|---------------|--|
| | | 0 | 10 | 13 | 15 | 16 | TOTAL | White | Black | Native Amer. | Asian/Pacific | Whi. Hispanic | Blck Hispanic | |
| | | 9 | 12 | 14 | | | | | | | | | | |
| Murder/Nonnegligent Manslaughter | 01a | M | | | | | 0 | | | | | | | |
| | F | | | | | | 0 | | | | | | | |
| Manslaughter by Negligence | 01b | M | | | | | 0 | | | | | | | |
| | F | | | | | | 0 | | | | | | | |
| Forcible Rape | 02 | M | | | | | 0 | | | | | | | |
| | F | | | | | | 0 | | | | | | | |
| Robbery | 03 | M | | | | | 0 | | | | | | | |
| | F | | | | | | 0 | | | | | | | |
| Aggravated Assault | 04 | M | | | | | 0 | | | | | | | |
| | F | | | | | | 0 | | | | | | | |
| Burglary- Breaking or Entering | 05 | M | | | | | 0 | | | | | | | |
| | F | | | | | | 0 | | | | | | | |
| Larceny - Theft (except Motor Vehicle Theft) | 06 | M | | | | | 0 | | | | | | | |
| | F | | | | | | 0 | | | | | | | |
| Motor Vehicle Theft | 07 | M | | | | | 0 | | | | | | | |
| | F | | | | | | 0 | | | | | | | |
| Other Assaults | 08 | M | | | | | 0 | | | | | | | |
| | F | | | | | | 0 | | | | | | | |
| Arson | 09 | M | | | | | 0 | | | | | | | |
| | F | | | | | | 0 | | | | | | | |
| Forgery and Counterfeiting | 10 | M | | | | | 0 | | | | | | | |
| | F | | | | | | 0 | | | | | | | |
| Fraud | 11 | M | | | | | 0 | | | | | | | |
| | F | | | | | | 0 | | | | | | | |
| Embezzlement | 12 | M | | | | | 0 | | | | | | | |
| | F | | | | | | 0 | | | | | | | |
| Stolen Property; Buying, Receiving, Possessing | 13 | M | | | | | 0 | | | | | | | |
| | F | | | | | | 0 | | | | | | | |
| Vandalism | 14 | M | | | | | 0 | | | | | | | |
| | F | | | | | | 0 | | | | | | | |
| Weapons | 15 | M | | | | | 0 | | | | | | | |
| | F | | | | | | 0 | | | | | | | |
| Prostitution and Commercialized Vice | 16 | M | | | | | 0 | | | | | | | |
| | F | | | | | | 0 | | | | | | | |

-37C-

ATLANTA AIRPORT POLICE
 AGE, SEX, AND RACE OF PERSONS ARRESTED
 16 YEARS OF AGE AND UNDER

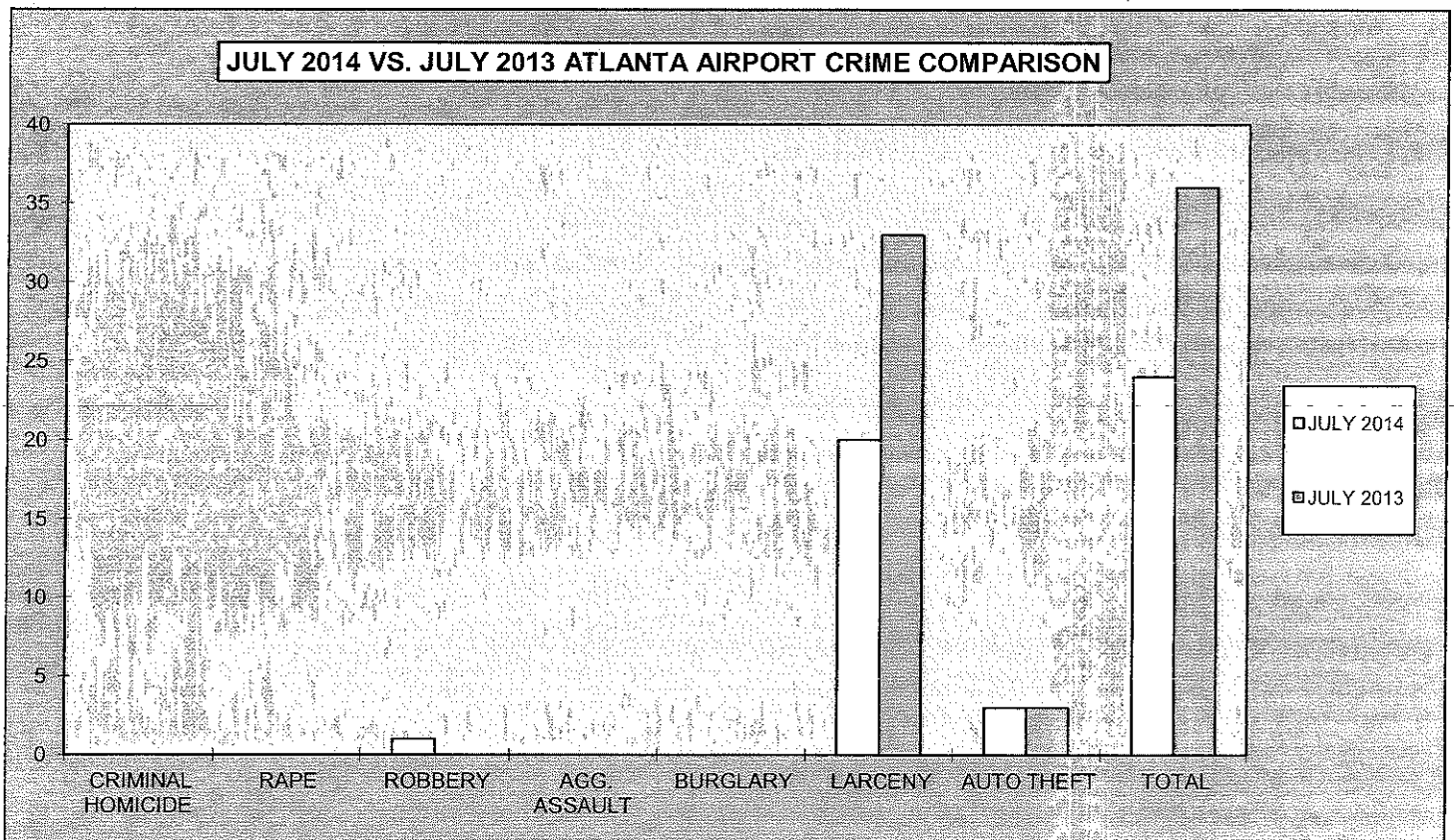
MONTH JULY
 YEAR 2014

| CLASSIFICATION OF OFFENSES | SEX | AGE | | | | | | RACE | | | | ETHNIC | |
|--|-----|-----|------|------|----|----|-------|-------|-------|--------------|---------------|---------------|---------------|
| | | 09 | 1012 | 1314 | 15 | 16 | TOTAL | White | Black | Native Amer. | Asian/Pacific | Whi. Hispanic | Blck Hispanic |
| Sex Offenses (except Rape and Prostitution) 17 | M | | | | | | 0 | | | | | | |
| | F | | | | | | 0 | | | | | | |
| Drug Abuse Violations 18 | M | 0 | 0 | 0 | 0 | 0 | 0 | | | | | | |
| | F | 0 | 0 | 0 | 0 | 0 | 0 | 0 | 0 | 0 | 0 | 0 | 0 |
| (1) Sale/Manufacturing Subtotal 180 | M | 0 | 0 | 0 | 0 | 0 | 0 | | | | | | |
| | F | 0 | 0 | 0 | 0 | 0 | 0 | 0 | 0 | 0 | 0 | 0 | 0 |
| Opium or Cocaine and their Derivatives a | M | | | | | | 0 | | | | | | |
| | F | | | | | | 0 | | | | | | |
| Marijuana b | M | | | | | | 0 | | | | | | |
| | F | | | | | | 0 | | | | | | |
| Synthetic Narcotics c | M | | | | | | 0 | | | | | | |
| | F | | | | | | 0 | | | | | | |
| Other Dangerous Non-Narcotic Drugs d | M | | | | | | 0 | | | | | | |
| | F | | | | | | 0 | | | | | | |
| (2) Possession Subtotal 185 | M | 0 | 0 | 0 | 0 | 0 | 0 | | | | | | |
| | F | 0 | 0 | 0 | 0 | 0 | 0 | 0 | 0 | 0 | 0 | 0 | 0 |
| Opium or Cocaine and their Derivatives e | M | | | | | | 0 | | | | | | |
| | F | | | | | | 0 | | | | | | |
| Marijuana f | M | | | | | | 0 | | | | | | |
| | F | | | | | | 0 | | | | | | |
| Synthetic Narcotics g | M | | | | | | 0 | | | | | | |
| | F | | | | | | 0 | | | | | | |
| Other Dangerous Non-Narcotic Drugs h | M | | | | | | 0 | | | | | | |
| | F | | | | | | 0 | | | | | | |
| Gambling Total 19 | M | 0 | 0 | 0 | 0 | 0 | 0 | | | | | | |
| | F | 0 | 0 | 0 | 0 | 0 | 0 | 0 | 0 | 0 | 0 | 0 | 0 |
| Bookmaking a | M | | | | | | 0 | | | | | | |
| | F | | | | | | 0 | | | | | | |
| Numbers and Lottery b | M | | | | | | 0 | | | | | | |
| | F | | | | | | 0 | | | | | | |
| All Other Gambling c | M | | | | | | 0 | | | | | | |
| | F | | | | | | 0 | | | | | | |
| Offenses Against Family and Children 20 | M | | | | | | 0 | | | | | | |
| | F | | | | | | 0 | | | | | | |

- 37d -

**2014
ATLANTA AIRPORT
MONTHLY CRIME COMPARISON**

| CRIME | JULY 2014 | JULY 2013 | # DIFFERENCE | % DIFFERENCE |
|------------------------------|-----------|-----------|--------------|--------------|
| CRIMINAL HOMICIDE | 0 | 0 | 0 | 0% |
| RAPE | 0 | 0 | 0 | 0% |
| ROBBERY | 1 | 0 | 1 | 100% |
| AGG. ASSAULT | 0 | 0 | 0 | 0% |
| BURGLARY | 0 | 0 | 0 | 0% |
| RESIDENCE | 0 | 0 | 0 | 0% |
| NON-RESIDENCE | 0 | 0 | 0 | 0% |
| LARCENY | 20 | 33 | -13 | -39% |
| POCKETPICKING | 0 | 0 | 0 | 0% |
| PURSE SNATCHING | 0 | 0 | 0 | 0% |
| SHOPLIFTING | 2 | 0 | 2 | 100% |
| FROM MOTOR VEHICLES | 4 | 0 | 4 | 100% |
| MOTOR VEH. PARTS/ACCESSORIES | 2 | 1 | 1 | 100% |
| BICYCLES | 0 | 0 | 0 | 0% |
| FROM BUILDINGS | 6 | 8 | -2 | -25% |
| FROM COIN OPERATED MACHINES | 0 | 0 | 0 | 0% |
| ALL OTHER | 6 | 24 | -18 | -75% |
| AUTO THEFT | 3 | 3 | 0 | 0% |
| TOTAL | 24 | 36 | -12 | -33% |

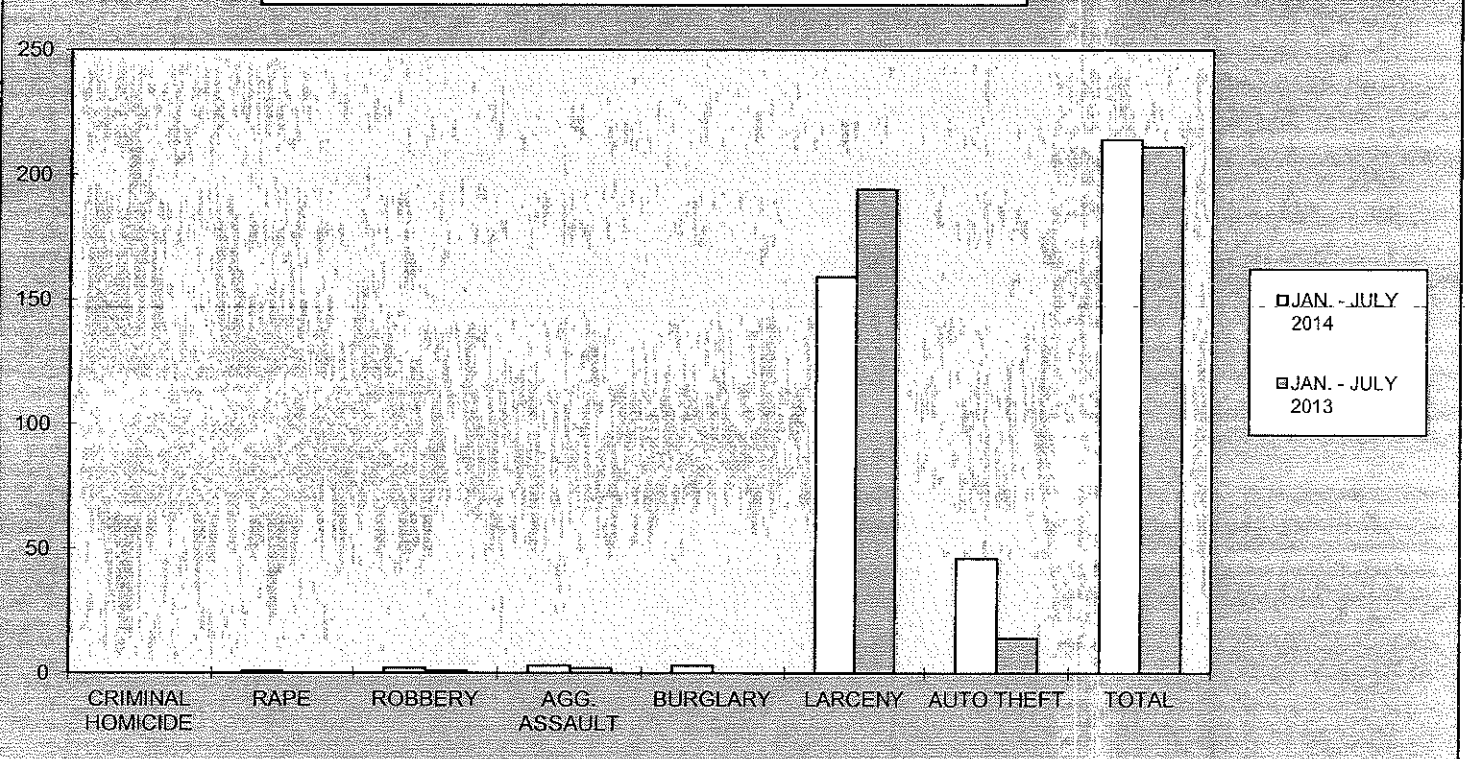


**2014
ATLANTA AIRPORT
YEAR TO DATE CRIME COMPARISON**

FIRST 7 MONTHS

| CRIME | JAN. - JULY 2014 | JAN. - JULY 2013 | # DIFFERENCE | % DIFFERENCE |
|------------------------------|------------------|------------------|--------------|--------------|
| CRIMINAL HOMICIDE | 0 | 0 | 0 | 0% |
| RAPE | 1 | 0 | 1 | 100% |
| ROBBERY | 2 | 1 | 1 | 100% |
| AGG. ASSAULT | 3 | 2 | 1 | 50% |
| BURGLARY | 3 | 0 | 3 | 100% |
| RESIDENCE | 0 | 0 | 0 | 0% |
| NON-RESIDENCE | 3 | 0 | 3 | 100% |
| LARCENY | 159 | 194 | -35 | -18% |
| POCKETPICKING | 5 | 0 | 5 | 100% |
| PURSE SNATCHING | 0 | 2 | -2 | -100% |
| SHOPLIFTING | 13 | 1 | 12 | 1200% |
| FROM MOTOR VEHICLES | 26 | 12 | 14 | 117% |
| MOTOR VEH. PARTS/ACCESSORIES | 7 | 7 | 0 | 0% |
| BICYCLES | 0 | 2 | -2 | -100% |
| FROM BUILDINGS | 48 | 60 | -12 | -20% |
| FROM COIN OPERATED MACHINES | 0 | 0 | 0 | 0% |
| ALL OTHER | 60 | 110 | -50 | -45% |
| AUTO THEFT | 46 | 14 | 32 | 229% |
| TOTAL | 214 | 211 | 3 | 1% |

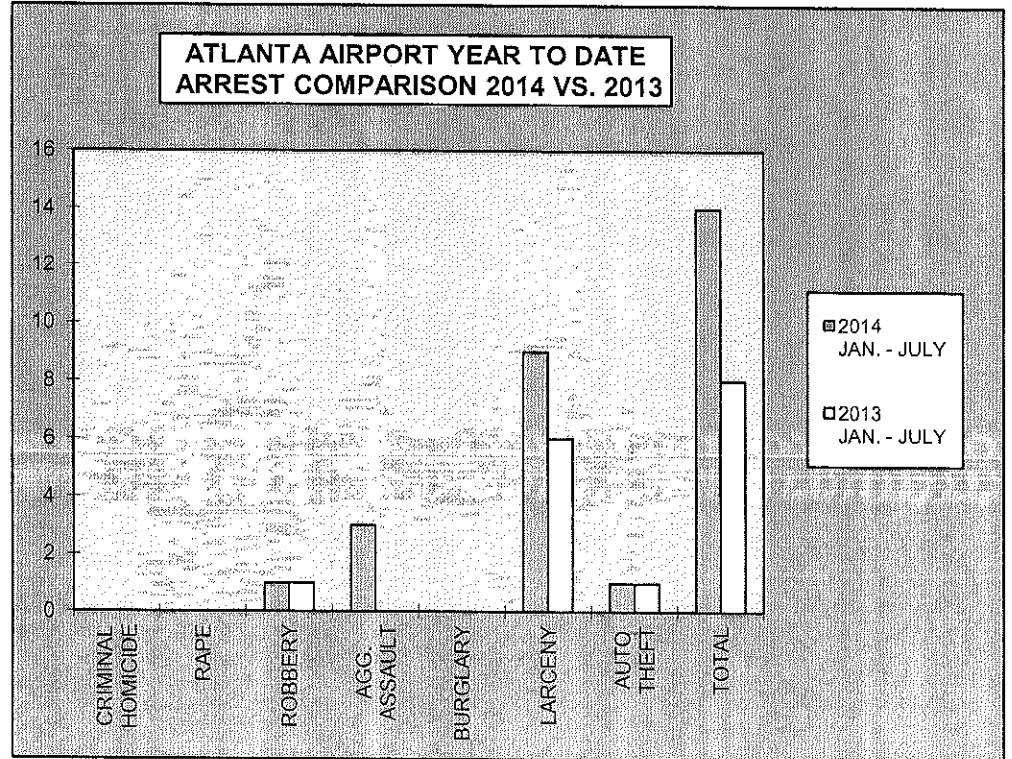
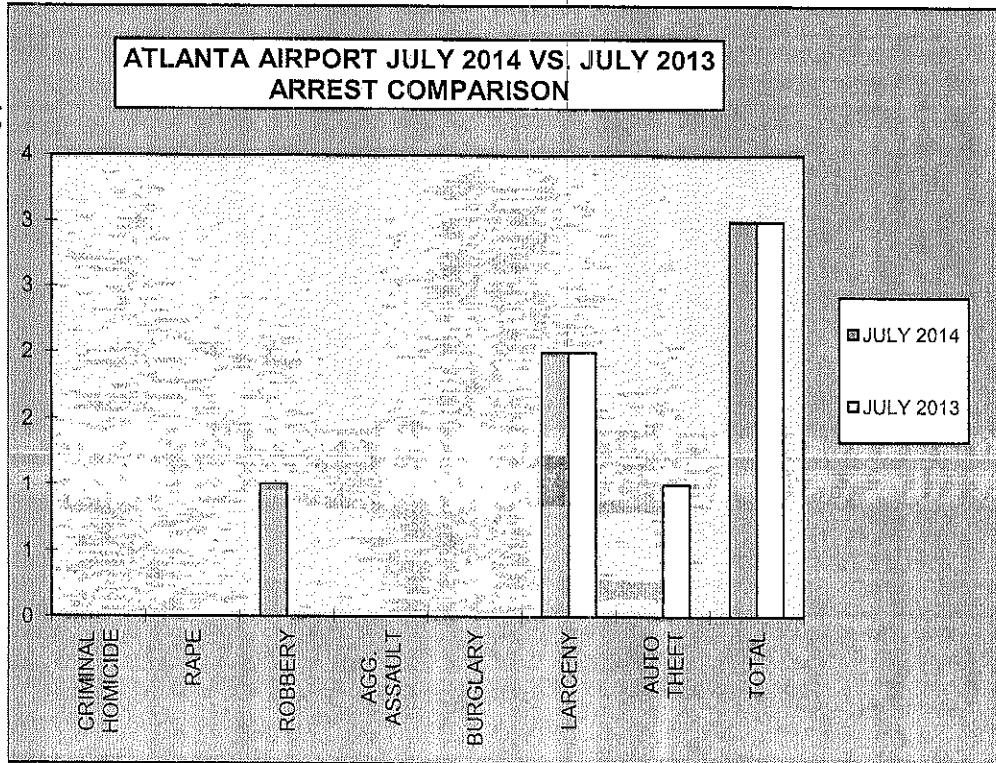
ATLANTA AIRPORT YEAR TO DATE CRIME COMPARISON



**2014
ATLANTA AIRPORT
ARREST COMPARISON**

| JULY ARREST COMPARISON | | | | |
|-------------------------------|-----------|-----------|--------------|--------------|
| CRIME | JULY 2014 | JULY 2013 | # DIFFERENCE | % DIFFERENCE |
| CRIMINAL HOMICIDE | 0 | 0 | 0 | 0% |
| RAPE | 0 | 0 | 0 | 0% |
| ROBBERY | 1 | 0 | 1 | 100% |
| AGG. ASSAULT | 0 | 0 | 0 | 0% |
| BURGLARY | 0 | 0 | 0 | 0% |
| LARCENY | 2 | 2 | 0 | 0% |
| AUTO THEFT | 0 | 1 | -1 | -100% |
| TOTAL | 3 | 3 | 0 | 0% |

| FIRST 7 MONTHS ARREST COMPARISON | | | | |
|---|------------------|------------------|--------------|--------------|
| CRIME | 2014 JAN. - JULY | 2013 JAN. - JULY | # DIFFERENCE | % DIFFERENCE |
| CRIMINAL HOMICIDE | 0 | 0 | 0 | 0% |
| RAPE | 0 | 0 | 0 | 0% |
| ROBBERY | 1 | 1 | 0 | 0% |
| AGG. ASSAULT | 3 | 0 | 3 | 100% |
| BURGLARY | 0 | 0 | 0 | 0% |
| LARCENY | 9 | 6 | 3 | 50% |
| AUTO THEFT | 1 | 1 | 0 | 0% |
| TOTAL | 14 | 8 | 6 | 75% |



**2014
ATLANTA AIRPORT
CLEAR-UP RATE**

| CRIME | ATLANTA AIRPORT JULY 2014 CLEAR-UP RATE | ATLANTA AIRPORT JULY 2013 CLEAR-UP RATE |
|-------------------|--|--|
| CRIMINAL HOMICIDE | 0% | 0% |
| RAPE | 0% | 0% |
| ROBBERY | 100% | 0% |
| AGG. ASSAULT | 0% | 0% |
| BURGLARY | 0% | 0% |
| LARCENY | 10% | 6% |
| AUTO THEFT | 0% | 33% |

