

FBI
UNIFORM CRIME REPORTING

ATLANTA POLICE DEPARTMENT

226 PEACHTREE STREET, SW

ATLANTA, GEORGIA 30303



JUNE 2014

SUPPORT SERVICES DIVISION
INFORMATION SERVICES SECTION

TABLE OF CONTENTS

	Page
U. C. R. COMPARATIVE CRIME REPORT -----	1
RETURN A - MONTHLY RETURN OF OFFENSES KNOWN TO THE POLICE -----	2
PROPERTY STOLEN BY CLASSIFICATION -----	3
	3a
LAW ENFORCEMENT OFFICERS KILLED OR ASSAULTED -----	4
MONTHLY RETURN OF ARSON OFFENSES KNOWN TO LAW ENFORCEMENT -----	5
POLICE DISPOSITION OF JUVENILES -----	6
SUPPLEMENTARY HOMICIDE REPORT -----	7
	7a
SEX AND RACE OF PERSONS ARRESTED -----	8
	8a-8e
HOMICIDE COMPARISON REPORT -----	9
HOMICIDE BREAKDOWN REPORT -----	10
SEVEN MAJOR CRIMES - MONTHLY CRIME COMPARISON -----	11
SEVEN MAJOR CRIMES - YEAR TO DATE CRIME COMPARISON -----	12
SEVEN MAJOR CRIMES ARREST MONTHLY AND YEAR TO DATE COMPARISON -----	13
CRIMES AGAINST PERSONS MONTHLY AND YEAR TO DATE COMPARISON -----	14
CRIMES AGAINST PROPERTY MONTHLY AND YEAR TO DATE COMPARISON -----	15
CRIMES AGAINST PERSONS & PROPERTY MONTHLY COMPARISON BY ZONES -----	16
CRIMES AGAINST PERSONS & PROPERTY YEAR TO DATE COMPARISON BY ZONES -----	17
SEVEN MAJOR CRIMES MONTHLY CRIME COMPARISON BY ZONES -----	18
SEVEN MAJOR CRIMES - YEAR TO DATE CRIME COMPARISON BY ZONES -----	19
SEVEN MAJOR CRIMES - MONTHLY CRIME COMPARISON - ZONE 1 -----	20
SEVEN MAJOR CRIMES - YEAR TO DATE CRIME COMPARISON - ZONE 1 -----	21
SEVEN MAJOR CRIMES - MONTHLY CRIME COMPARISON - ZONE 2 -----	22
SEVEN MAJOR CRIMES - YEAR TO DATE CRIME COMPARISON - ZONE 2 -----	23
SEVEN MAJOR CRIMES - MONTHLY CRIME COMPARISON - ZONE 3 -----	24
SEVEN MAJOR CRIMES - YEAR TO DATE CRIME COMPARISON - ZONE 3 -----	25
SEVEN MAJOR CRIMES - MONTHLY CRIME COMPARISON - ZONE 4 -----	26
SEVEN MAJOR CRIMES - YEAR TO DATE CRIME COMPARISON - ZONE 4 -----	27
SEVEN MAJOR CRIMES - MONTHLY CRIME COMPARISON - ZONE 5 -----	28
SEVEN MAJOR CRIMES - YEAR TO DATE CRIME COMPARISON - ZONE 5 -----	29
SEVEN MAJOR CRIMES - MONTHLY CRIME COMPARISON - ZONE 6 -----	30
SEVEN MAJOR CRIMES - YEAR TO DATE CRIME COMPARISON - ZONE 6 -----	31
CLEAR-UP RATE COMPARISON -----	32
ATLANTA AIRPORT -----	33
RETURN A - MONTHLY RETURN OF OFFENSES KNOWN TO THE POLICE -----	34
PROPERTY STOLEN BY CLASSIFICATION -----	35
	35a
SEX AND RACE OF PERSONS ARRESTED -----	36
	36a-36e
SEVEN MAJOR CRIMES - MONTHLY CRIME COMPARISON -----	37
SEVEN MAJOR CRIMES - YEAR TO DATE CRIME COMPARISON -----	38
SEVEN MAJOR CRIMES ARREST MONTHLY AND YEAR TO DATE COMPARISON -----	39
CLEAR-UP RATE COMPARISON -----	40

JUNE 2014
U.C.R. COMPARATIVE CRIME REPORT
SUPPORT SERVICES DIVISION
INFORMATION SERVICES SECTION

	JUNE 2014		JUNE 2013		COMPARATIVE ACTUAL	% CHANGE ACTUAL	COMPARATIVE CLEARED	% CHANGE CLEARED
	ACTUAL	CLEARED	ACTUAL	CLEARED				
MURDER	12	3	8	7	4	50%	-4	-57%
RAPE	12	10	15	5	-3	-20%	5	100%
ROBBERY	190	34	198	44	-8	-4%	-10	-23%
AGG. ASSAULT	260	145	291	175	-31	-11%	-30	-17%
BURGLARY - RESIDENCE	365		462		-97	-21%		
BURGLARY - NON-RESIDENCE	92	52	90	51	2	2%	1	2%
LARCENY - \$200 AND OVER	413		473		-60	-13%		
LARCENY - \$50 TO \$199	112	269	95	256	17	18%	13	5%
LARCENY - UNDER \$50	1,030		970		60	6%		
AUTO THEFT	375	28	419	47	-44	-11%	-19	-40%
TOTAL	2,861		3,021		-160	-5%		
AUTOS RECOVERED		73		185		-112		-61%

	2014 JANUARY - JUNE		2013 JANUARY - JUNE		COMPARATIVE ACTUAL	% CHANGE ACTUAL	COMPARATIVE CLEARED	% CHANGE CLEARED
	ACTUAL	CLEARED	ACTUAL	CLEARED				
MURDER	39	20	36	30	3	8%	-10	-33%
RAPE	74	35	52	36	22	42%	-1	-3%
ROBBERY	1,043	222	1,139	247	-96	-8%	-25	-10%
AGG. ASSAULT	1,424	774	1,466	967	-42	-3%	-193	-20%
BURGLARY - RESIDENCE	2,083		2,575		-492	-19%		
BURGLARY - NON-RESIDENCE	463	245	432	266	31	7%	-21	-8%
LARCENY - \$200 AND OVER	2,081		2,448		-367	-15%		
LARCENY - \$50 TO \$199	502	1,422	532	1,517	-30	-6%	-95	-6%
LARCENY - UNDER \$50	5,045		5,229		-184	-4%		
AUTO THEFT	1,945	174	2,328	178	-383	-16%	-4	-2%
TOTAL	14,699		16,237		-1,538	-9%		
AUTOS RECOVERED		589		1,075		-486		-45%

RETURN A - MONTHLY RETURN OF OFFENSES KNOWN TO THE POLICE

1-720b (Rev. 8-30-94)
OMB No. 1110-0001

This report is authorized by law Title 28, Section 534, U. S. Code. While you are not required to respond, your cooperation in forwarding this report by the 7th day after the close of the month to Uniform Crime Reports, Federal Bureau of Investigation, Washington, D.C. 20535, will assist in compiling comprehensive, accurate national crime figures on a timely basis.

1	2	3	4	5	6
CLASSIFICATION OF OFFENSES	OFFENSES REPORTED OR KNOWN TO POLICE (INCLUDE "UNFOUNDED" AND ATTEMPTS)	UNFOUNDED, I.E., FALSE OR BASELESS COMPLAINTS	NUMBER OF ACTUAL OFFENSES (COLUMN 2 MINUS COLUMN 3) INCLUDE ATTEMPTS	TOTAL OFFENSES CLEARED BY ARREST OR EXCEPTIONAL MEANS (INCLUDES COL 6)	NUMBER OF CLEARANCES INVOLVING ONLY PERSONS UNDER 18 YEARS OF AGE
1. CRIMINAL HOMICIDE					
a. MURDER AND NONNEGLIGENT HOMICIDE	13	1	12	3	0
b. MANSLAUGHTER BY NEGLIGENCE					
2. FORCIBLE RAPE TOTAL	13	1	12	10	1
a. Rape by Force	12	1	11	10	1
b. Attempts to commit Forcible Rape	1	0	1	0	0
3. ROBBERY TOTAL	197	7	190	34	3
a. Firearm	122	4	118	14	1
b. Knife or Cutting Instrument	5	0	5	0	0
c. Other Dangerous Weapon	7	1	6	0	0
d. Strong-Arm (Hands, Fists, Feet, etc.)	63	2	61	20	2
4. ASSAULT TOTAL	794	19	775	507	16
a. Firearm	122	3	119	48	1
b. Knife or cutting instrument	46	0	46	31	3
c. Other Dangerous Weapon	70	5	65	50	0
d. Strong-Arm	30	0	30	16	0
e. Other Assaults - Simple, Not Aggravated	526	11	515	362	12
5. BURGLARY TOTAL	465	8	457	52	5
a. Forcible Entry	334	5	329	35	3
b. Unlawful Entry - No Force	78	2	76	9	0
c. Attempted Forcible Entry	53	1	52	8	2
6. LARCENY THEFT TOTAL (except Motor Vehicle Theft)	1,594	39	1,555	269	19
7. MOTOR VEHICLE THEFT TOTAL	405	30	375	28	2
a. Autos	356	27	329	25	2
b. Trucks and Buses	25	2	23	2	0
c. Other Vehicles	24	1	23	1	0
GRAND TOTAL	3,481	105	3,376	903	46

CHECKING ANY OF THE APPROPRIATE BLOCKS BELOW WILL ELIMINATE YOUR NEED TO SUBMIT REPORTS WHEN THE VALUES ARE ZERO. THIS WILL ALSO AID THE NATIONAL PROGRAM IN ITS QUALITY CONTROL EFFORTS.

- NO SUPPLEMENTARY HOMICIDE REPORT SUBMITTED SINCE NO MURDERS, JUSTIFIABLE HOMICIDES, OR MANSLAUGHTER BY NEGLIGENCE OCCURRED IN THIS JURISDICTION DURING THE MONTH.
- NO SUPPLEMENT TO RETURN A REPORT SINCE NO CRIME OFFENSES OR RECOVERY OF PROPERTY REPORTED DURING THE MONTH.
- NO LAW ENFORCEMENT OFFICERS KILLED OR ASSAULTED REPORT SINCE NONE OF THE OFFICERS WERE ASSAULTED OR KILLED DURING THE MONTH.

- NO AGE, SEX, AND RACE OF PERSONS ARRESTED UNDER 18 YEARS OF AGE REPORT SINCE NO ARRESTS OF PERSONS WITHIN THIS AGE GROUP.
- NO AGE, SEX, AND RACE OF PERSONS ARRESTED 18 YEARS OF AGE AND OVER REPORT SINCE NO ARRESTS OF PERSONS WITHIN THIS AGE GROUP.
- NO MONTHLY RETURN OF ARSON OFFENSES KNOWN TO LAW ENFORCEMENT REPORT SINCE NO ARSONS OCCURRED.

DO NOT USE THIS SPACE

	INITIALS
RECORDED	
EDITED	
ENTERED	
ADJUSTED	
CHECKED	

* TOTALS INCLUDE PREVIOUS OFFENSES

JUNE 2014

Month and Year of Report

GAAPD 0000

Agency Identifier

JULY 16, 2014

Date

ATLANTA POLICE DEPARTMENT - GEORGIA

Agency and State

Near J. Klay LIEUTENANT
Prepared By Title

George N. Jones CHIEF
Chief, Commissioner, Sheriff, or Superintendent

PROPERTY STOLEN BY CLASSIFICATION

CLASSIFICATION	COUNT OF OFFENSES	Number of Actual Offenses (Column 4 Return A)	Monetary Value of Property Stolen
1. MURDER AND NONNEGLIGENT MANSLAUGHTER	12	12	\$ 0.00
2. FORCIBLE RAPE	20	12	\$ 0.00
3. ROBBERY			
(a) HIGHWAY (streets, alleys, etc.)	31	150	60,707.00
(b) COMMERCIAL HOUSE (except c, d, and f)	32	7	656.00
(c) GAS OR SERVICE STATION	33	1	120.00
(d) CONVENIENCE STORE	34	4	309.00
(e) RESIDENCE (anywhere on premises)	35	16	9,210.00
(f) BANK	36	0	0.00
(g) MISCELLANEOUS	37	12	2,167.00
TOTAL ROBBERY	30	190	\$ 73,169.00
5. BURGLARY - BREAKING OR ENTERING			
(a) RESIDENCE (dwelling)			
(1) NIGHT (6 p.m. - 6 a.m.)	51	128	110,481.00
(2) DAY (6 a.m. - 6 p.m.)	52	237	164,576.00
(3) UNKNOWN	53	0	0.00
(b) NON-RESIDENCE (store, office, etc.)			
(1) NIGHT (6 p.m. - 6 a.m.)	54	51	34,427.00
(2) DAY (6 a.m. - 6 p.m.)	55	41	37,769.00
(3) UNKNOWN	56	0	0.00
TOTAL BURGLARY	58	457	\$ 347,253.00
6. LARCENY - THEFT (Except Motor Vehicle Theft)			
(a) \$200 AND OVER	61	413	663,165.00
(b) \$50 TO \$200	62	112	12,137.00
(c) UNDER \$50	63	1,030	2,750.00
TOTAL LARCENY (Same as Item 6X)	60	1,555	\$ 678,052.00
7. MOTOR VEHICLE THEFT (Include Alleged Joy Ride)	70	375	\$ 166,590.00
GRAND TOTAL - ALL ITEMS	77	1,922	\$ 1,265,064.00
ADDITIONAL ANALYSIS OF LARCENY AND MOTOR VEHICLE THEFT			
6X. NATURE OF LARCENIES UNDER ITEM 6			
(a) POCKET-PICKING	81	6	20.00
(b) PURSE-SNATCHING	82	37	7,429.00
(c) SHOPLIFTING	83	229	20,199.00
(d) FROM MOTOR VEHICLES (except e)	84	822	420,138.00
(e) MOTOR VEHICLE PARTS AND ACCESSORIES	85	102	26,870.00
(f) BICYCLES	86	24	11,077.00
(g) FROM BUILDING (except c and h)	87	127	68,108.00
(h) FROM ANY COIN-OPERATED MACHINES (parking meters, etc.)	88	0	0.00
(i) ALL OTHER	89	208	124,211.00
TOTAL LARCENIES (Same as Item 6)	80	1,555	\$ 678,052.00
7X. MOTOR VEHICLES RECOVERED			
(a) STOLEN LOCALLY AND RECOVERED LOCALLY	91	61	
(b) STOLEN LOCALLY AND RECOVERED BY OTHER JURISDICTIONS	92	12	
(c) TOTAL LOCALLY STOLEN MOTOR VEHICLES RECOVERED (a & b)	93	73	
(d) STOLEN IN OTHER JURISDICTIONS AND RECOVERED LOCALLY	90	N/A	

SUPPLEMENT TO RETURN A
MONTHLY RETURN OF OFFENSES KNOWN TO THE POLICE

1-706 (Rev.8-30-94)
Form Approved
OMB No. 1110-0007

This report is authorized by law, Title 28, Section 534, U. S. Code. While you are not required to respond, your cooperation in submitting this report with the Return A will assist the FBI in compiling comprehensive, accurate figures on a timely basis.

This form deals with the nature of crime and the monetary value of property stolen and recovered. The total offenses recorded on the form should be the same as the number of actual offenses listed in Column 4 of the Return A for each crime class. Include attempted crimes on this form, but do not include unfounded offenses. If you cannot complete the report in all areas, please record as much information as is available. Tally sheets will be sent upon request.

PROPERTY BY TYPE AND VALUE

Type of Property (1)	Data Entry	Monetary Value of Property Stolen in Your Jurisdiction	
		Stolen (2)	Recovered (3)
(A) Currency, Notes, Etc.	01	\$ 186,205.00	\$ 0.00
(B) Jewelry and Precious Metals	02	116,207.00	0.00
(C) Clothing and Furs	03	102,852.00	1.00
(D) Locally Stolen Motor Vehicles	04	166,590.00	28,014.00
(E) Office Equipment	05	14,613.00	0.00
(F) Televisions, Radios, Stereos, Etc.	06	359,580.00	301.00
(G) Firearms	07	14,101.00	1.00
(H) Household Goods	08	25,342.00	0.00
(I) Consumable Goods	09	22,220.00	0.00
(J) Livestock	10	0.00	0.00
(K) Miscellaneous	11	257,354.00	1.00
TOTAL	00	\$ 1,265,064.00	\$ 28,318.00

The total of this column should agree with the Grand Total (DATA ENTRY 77) shown on page 2.

Include in this column all property recovered even though stolen in prior months. The above is an accounting for only that property stolen in your jurisdiction. This will include property recovered for you by other jurisdictions, but not property you recover for them.

JULY 16, 2014

DATE

Nail J. Klay

LIEUTENANT

PREPARED BY

TITLE

George N. Turner

CHIEF

CHIEF, COMMISSIONER, SHERIFF OR SUPERINTENDENT

JUNE 2014

Month and Year of Report

GAAPD 0000

Agency Identifier

ATLANTA POLICE DEPARTMENT - GEORGIA

Agency and State

LAW ENFORCEMENT OFFICERS KILLED OR ASSAULTED

It is requested this report be completed and transmitted with monthly crime reports to: Director, Federal Bureau of Investigation, Uniform Crime Reports, Washington, D. C. 20535. This form should be used to report the number of your officers who were assaulted or killed in the line of duty during the month. Additional information concerning officers killed will be requested by a separate questionnaire.

OFFICERS KILLED Number of your law enforcement officers killed in the line of duty this month.	By felonious act	0
	By accident or negligence	0

Officers Assaulted (Do not include officers killed) - See other side for instructions.

Type of Activity	Total Assaults by Weapon A	Type of Weapon					Two-Officer Vehicle F	Type of Assignment						Police Assaults Cleared M
		Firearm B	Knife or Other Cutting Instrument C	Other Other Dangerous Weapon D	Hands, Fists, Feet, etc. E	One-Officer Vehicle		Detective or Special Assign.		Other				
						Alone G		As-sisted H	Alone I	As-sisted J	Alone K	As-sisted L		
1. Responding to "Disturbance" calls (family quarrels, man with gun, etc.)	0													
2. Burglaries in progress or pursuing burglary suspects	0													
3. Robberies in progress or pursuing robbery suspects	0													
4. Attempting other arrests	0													
5. Civil disorder (riot, mass disobedience)	0													
6. Handling, transporting, custody of prisoners	8				8			8						8
7. Investigating suspicious persons or circumstances	4	2	1	1			1	3						4
8. Ambush - no warning	0													
9. Mentally deranged	4		1		3		1	3						4
10. Traffic pursuits and stops	2				2			2						2
11. All Other	3				3		1					2		3
12. TOTAL (1-11)	21	2	2	1	16	0	3	16	0	0	0	2	0	21
13. Number with personal injury	1			1										
14. Number without personal injury	20	2	2		16									
15. Time of assaults														
AM	2	3		2		3								
PM	1	4	1	5										

DO NOT WRITE HERE	
Recorded	Initials
Edited	
Punched	
Verified	
Adjusted	
DOJ/FB1	

12:01 2:00 4:00 6:00 8:00 10:00 12:00

JUNE 2014
Month and Year
ATLANTA POLICE DEPARTMENT
Agency

GAAPD 0000
Agency Identifier
GEORGIA
State

Nail J Klay
Prepared By
LIEUTENANT
Title

George V. ...
Chief, Sheriff, Commissioner, Superintendent
CHIEF

MONTHLY RETURN OF ARSON OFFENSES KNOWN TO LAW ENFORCEMENT

DO-73 (2-11-82)
Form Approved
OMB No. 1110-0008

This report is authorized by law Title 28, Section 534, United States Code, and the enactment of the fiscal year 1979, Department of Justice Authorization Bill S. 3151. While you are not required to respond, your cooperation in using this form to report all incidents of arson which become known to your department during the month will assist the FBI in compiling comprehensive, accurate data on a timely basis. Instructions appear on reverse side.

1		2	3	4	5	6	7	8
PROPERTY CLASSIFICATION		Offenses Reported or Known to Police (Include Unfounded and Attempts)	Unfounded, i.e. False or Baseless Complaints	Number of Actual Offenses (Column 2 Minus Column 3 (Include Attempts))	Total Offenses Cleared by Arrest or Exceptional Means (Include Column 6)	Number of Clearances Involving Only Persons Under 18 Years of Age	Offenses Where Structures Uninhabited Abandoned, or not Normally in Use	Estimated Value of Property Damage
STRUCTURAL	A. Single Occupancy Residential: Houses, Townhouses, Duplexes, etc.	6	5	1			1	\$ 13,000.
	B. Other Residential: Apartments, Tenements, Flats, Hotels, Motels, Inns, Dormitories, Boarding Houses, etc.	4	2	3				\$ 4,000.
	C. Storage: Barns, Garages, Warehouses, etc.							\$
	D. Industrial/Manufacturing	1	1					\$
	E. Other Commercial: Stores, Restaurants, Offices, etc.	2	2					\$
	F. Community/Public: Churches, Jails, Schools, Colleges, Hospitals, etc.							\$
	G. All Other Structure: Out Buildings, Monuments, Buildings Under Construction, etc.							\$
	TOTAL STRUCTURE	13	10	3				1
MOBILE	H. Motor Vehicles: Automobiles, Trucks, Buses, Motorcycles, etc.: UCR Definition	1		1	1			\$ 500.
	I. Other Mobile Property: Trailers, Recreational Vehicles, Airplanes, Boats, etc.	1	1					\$
	TOTAL MOBILE	2	1	1	1			\$ 500.
J. TOTAL OTHER Crops, Timber, Fences, Signs, etc.								\$
GRAND TOTAL		15	11	4	1		1	\$ 17,500.

Agency Identifier GAAPD 0000 Month JUNE 2014
 Agency ATLANTA POLICE DEPARTMENT State GEORGIA
 Prepared by Nail S. Kook LIEUTENANT
George H. [Signature] CHIEF
 Chief, Commissioner, Sheriff, or Superintendent

DO NOT WRITE HERE	
Recorded	
Edited	
Entered	
Adjusted	
Corres.	

SSD/7-14-14

AGENCY IDENTIFIER GAAPD 0000 REPORTING PERIOD JUNE 2014

AGENCY NAME ATLANTA POLICE DEPARTMENT

POLICE DISPOSITION OF JUVENILES

-Not to include neglect or traffic cases-

- 1. Handled within Department and released.
(Warning, released to parents, etc.) _____
 - 2. Referred to juvenile court or probation department. _____ 102
 - 3. Referred to welfare agency. _____
 - 4. Referred to other police agency. _____
 - 5. Referred to criminal or adult court. _____
- TOTAL _____ 102

JULY 14, 2014
DATE

Nail J. K... LIEUTENANT
PREPARED BY TITLE

George N. J... CHIEF
APPROVED BY TITLE

GCIC USE ONLY	
Recorded	_____
Reviewed	_____
Punched	_____
Verified	_____

RETURN TO
Georgia Crime Information Center/Uniform Crime Reporting
P. O. Box 1456
Atlanta, Georgia 30301

Return on or before the 7th of the following month.

GCIC/UCR-012 (9/74)

PAGE 1 OF 2
SUPPLEMENTARY HOMICIDE REPORT

1-704 (Rev. 4-24-95)
Form Approved
OMB No. 1110-0002

This report is authorized by law Title 28, Section 534, United States Code. While you are not required to respond, your cooperation in using this form to list data pertaining to all homicides reported on your Return A will assist the FBI in compiling comprehensive, accurate data regarding this important classification on a timely basis.

1a. Murder and Nonnegligent Manslaughter

List below specific information for all offenses shown in item 1a of the monthly Return A. In addition, list all justifiable killings of felons by a citizen or by a peace officer in the line of duty. A brief explanation in the circumstances column regarding unfounded homicide offenses will aid the national Uniform Crime Reporting Program in editing the reports.

Incident	Situation*	Victim**				Offender**				Data Code			Weapon Used (Handgun, Rifle, Shotgun, Club, Poison, etc.)	Relationship of Victim to Offender (Husband, Wife, Son, Father, Acquaintance, Neighbor, Stranger, etc.)	Circumstances (Victim shot by robber, robbery victim shot robber, killed by patron during barroom brawl, etc.)
		Age	Sex	Race	Ethnicity	Age	Sex	Race	Ethnicity	Do Not Write In These Spaces					
	A	27	M	B	N	27	M	B	N				HANDGUN	ACQUAINTANCE	OTHER ARGUMENTS
	B	67	M	B	N								HANDGUN	UNKNOWN	OTHER
	B	35	M	B	N								HANDGUN - 9 MM	UNKNOWN	OTHER
	B	58	M	B	N								KNIFE	UNKNOWN	OTHER
	B	18	M	B	N								HANDGUN	UNKNOWN	OTHER
	B	21	M	B	N								HANDGUN	UNKNOWN	OTHER
	B	18	M	B	N								HANDGUN	UNKNOWN	OTHER
	B	28	M	B	N								HANDGUN	UNKNOWN	OTHER
	B	66	M	B	N								HANDGUN	UNKNOWN	OTHER
	A	51	F	B	N	49	M	B	N				KNIFE	GIRLFRIEND	OTHER - DOMESTIC

** - See reverse side for explanation

JUNE 2014

Month and Year

ATLANTA POLICE DEPARTMENT

Agency

GAAPD 0000

Agency Identifier

GEORGIA

State

Walter J. King
Prepared By

LIEUTENANT

Title

George N. Jones
Chief, Sheriff, Commissioner, Superintendent

CHIEF

DO NOT WRITE HERE

Recorded	
Edited	
Punched	
Verified	
Adjusted	

SSD/7-16-14

PAGE 2 OF 2
SUPPLEMENTARY HOMICIDE REPORT

1-704 (Rev. 4-24-95)
Form Approved
OMB No. 1110-0002

This report is authorized by law Title 28, Section 534, United States Code. While you are not required to respond, your cooperation in using this form to list data pertaining to all homicides reported on your Return A will assist the FBI in compiling comprehensive, accurate data regarding this important classification on a timely basis.

1a. Murder and Nonnegligent Manslaughter

List below specific information for all offenses shown in item 1a of the monthly Return A. In addition, list all justifiable killings of felons by a citizen or by a peace officer in the line of duty. A brief explanation in the circumstances column regarding unfounded homicide offenses will aid the national Uniform Crime Reporting Program in editing the reports.

Incident	Situation*	Victim **				Offender**				Data Code			Weapon Used (Handgun, Rifle, Shotgun, Club, Poison, etc.)	Relationship of Victim to Offender (Husband, Wife, Son, Father, Acquaintance, Neighbor, Stranger, etc.)	Circumstances (Victim shot by robber, robbery victim shot robber, killed by patron during barroom brawl, etc.)
		Age	Sex	Race	Ethnicity	Age	Sex	Race	Ethnicity	Do Not Write In These Spaces					
	B	25	M	B	N								HANDGUN	UNKNOWN	OTHER
	B	34	M	B	N								HANDGUN - 9 MM	UNKNOWN	OTHER
	A	35	M	B	N	28	M	B	N				KNIFE	OTHER - KNOWN TO VICTIM	FELON KILLED BY PRIVATE CITIZEN *

** - See reverse side for explanation

JUNE 2014
Month and Year

ATLANTA POLICE DEPARTMENT
Agency

GAAPD 0000
Agency Identifier

GEORGIA
State

Nail J. King
Prepared By

LIEUTENANT
Title

George N. Jones
Chief, Sheriff, Commissioner, Superintendent

CHIEF
Title

DO NOT WRITE HERE	
Recorded	
Edited	
Punched	
Verified	
Adjusted	

SSD/7-16-14

ATLANTA POLICE DEPARTMENT
 AGE, SEX, AND RACE OF PERSONS ARRESTED
 17 YEARS OF AGE AND OVER

MONTH JUNE

YEAR 2014

CLASSIFICATION OF OFFENSES	SEX	AGE OF PERSON ARRESTED																TOTAL	RACE				ETHNIC		
		17	18	19	20	21	22	23	24 29	30 34	35 39	40 44	45 49	50 54	55 59	60 64	65 UP		White	Black	Native Amer.	Asian/Pacific	Whi. Hispanic	Blck Hispanic	
Murder/Nonnegligent Manslaughter	01a	M							2									2							
	F																	0		2					
Manslaughter by Negligence	01b	M																0							
	F																	0							
Forcible Rape	02	M				1					1	2			1			5		5					
	F																	0							
Robbery	03	M	2	1	1	1	2		1	6	1	5					1	21							
	F				1	1				4								7		28					
Aggravated Assault	04	M	3			4	2	5	4	9	9	8	10	3	5	3		65							
	F			1		2		2	1	7	5	1	3	1	1	3	2	1	30	5	89		1		
Burglary- Breaking or Entering	05	M	6	4	1	3	2	1	2	7	2	1	1	2	2	1	2	37							
	F								1		1		1					3	2	38					
Larceny - Theft (except Motor Vehicle Theft)	06	M	2	1	6	4	5	8	2	23	14	19	11	22	22	15	5	4	163						
	F		2	4	4	2	3	4	2	14	9	5	2	5	3	1		1	61	30	193		1		
Motor Vehicle Theft	07	M	6	4	2			1	1	1		1				3		19							
	F																	0	1	18					
Other Assaults	08	M	2	1	3	7	6	4	7	35	32	12	19	19	8	8	5	1	169						
	F		1	2	7	4	1	1	4	12	8	5	3	4	3	2			57	20	206				
Arson	09	M							1									1							
	F																	0		1					
Forgery and Counterfeiting	10	M				1	1			2	3	1	2	3	3		1	17							
	F					1				3	1							5		22					
Fraud	11	M							1	8	4	3	2	5	3	1	1	2	30						
	F									5	2	1			2	1		11	10	31					
Embezzlement	12	M												1				1							
	F									1								2		3					
Stolen Property; Buying, Receiving, Possessing	13	M	2	2	1			1	2	7	1		2	3		1		22							
	F					3		1					1					6	3	25					
Vandalism	14	M				1	2		1	6	3		1	4	2	2	1	1	24						
	F									2	3		1	3				9	4	29					
Weapons	15	M	1		1	3	3	2	1	12	4	3	1	4	2		1	38							
	F									1						1		2	2	38					

ATLANTA POLICE DEPARTMENT
 AGE, SEX, AND RACE OF PERSONS ARRESTED
 17 YEARS OF AGE AND OVER

MONTH JUNE

YEAR 2014

CLASSIFICATION OF OFFENSES	SEX	AGE OF PERSON ARRESTED																TOTAL	RACE				ETHNIC			
		17	18	19	20	21	22	23	24 29	30 34	35 39	40 44	45 49	50 54	55 59	60 64	65 UP		White	Black	Native Amer.	Asian/Pacific	Whi. Hispanic	Blck Hispanic		
Prostitution and Commercialized Vice	M									2	1		1		1			5								
	F	1	1	1	1	1			3	1	2	3	2	1				17		22						
Sex Offenses (except Rape and Prostitution)	M			1		2	3	1	15	4	10	6	7	13	6	7	2	77								
	F						1		1								1	3	17	63						
Drug Abuse Violations Grand Total	M	6	12	7	9	17	11	16	85	34	27	19	24	21	7	7	3	305								
	F	0	2	1	2	3	1	6	15	8	4	1	6	1	1	0	0	51	46	310	0	0	0	0		
(1) Sale/Manufacturing Subtotal	M	1	1	1	0	0	0	5	11	4	3	2	0	2	1	0	0	31								
	F	0	0	0	0	0	0	1	1	2	1	0	1	0	0	0	0	6	7	30	0	0	0	0		
Opium or Cocaine and their derivatives	M		1						3	1	1			1	1		8									
	F								1		1						2	1	9							
Marijuana	M	1		1				1	6	1	2	2		1			15									
	F									1							1		16							
Synthetic Narcotics	M												1				1	1								
	F																									
Other Dangerous Non-Narcotic Drugs	M							4	2	2							8									
	F							1		1							2	5	5							
(2) Possession Subtotal	M	5	11	6	9	17	11	11	74	30	24	17	24	19	6	7	3	274								
	F	0	2	1	2	3	1	5	14	6	3	1	5	1	1	0	0	45	39	280	0	0	0	0		
Opium or Cocaine and their derivatives	M	1	1		1		1	2	14	5	4	7	5	7	4	3	1	56								
	F					1		1	3	2	1	1	3	1	1		14	16	54							
Marijuana	M	4	10	6	8	17	10	9	60	24	17	10	18	12	2	4	2	213								
	F		2	1	2	2	1	4	11	4	2		2					31	21	223						
Synthetic Narcotics	M									1							1									
	F																	0		1						
Other Dangerous Non-Narcotic Drugs	M										3		1				4									
	F																	0	2	2						
Gambling Total	M	0	0	0	0	1	0	0	0	1	0	0	0	0	0	0	0	2								
	F	0	0	0	0	0	0	0	0	0	0	0	0	0	0	0	0	0	0	2	0	0	0	0		
Bookmaking	M																	0								
	F																	0								
Numbers and Lottery	M																	0								
	F																	0								

- 8 a -

ATLANTA POLICE DEPARTMENT
AGE, SEX, AND RACE OF PERSONS ARRESTED
17 YEARS OF AGE AND OVER

MONTH JUNE
YEAR 2014

CLASSIFICATION OF OFFENSES	SEX	AGE OF PERSON ARRESTED																TOTAL	RACE				ETHNIC	
		17	18	19	20	21	22	23	24	30	35	40	45	50	55	60	65		White	Black	Native Amer.	Asian/Pacific	Whi. Hispanic	Blck Hispanic
		29	34	39	44	49	54	59	64	UP														
All Other Gambling	M					1			1									2						
	F																	0						
Offenses Against Family And Children	M																	0		2				
	F										1							1		1				
Driving Under the Influence	M				1	1	1	4	16	17	9	6	4	8	2	1	2	72						
	F								2	1	12	3	5	3	2	1		29	33	67		1		
Liquor Laws	M	2	3	5	3				9	3	15	22	29	36	43	24	11	205						
	F		1	1	4				1	3	6	4	4	6	6	1		37	41	201				
Drunkenness	M				1		3	3	5	5	7	3	7	5	8	2	1	50						
	F							1	2	2	2	1	2					10	18	41		1		
Disorderly Conduct	M	4	1	1	3	5	2	4	21	15	9	23	26	24	13	5		156					1	
	F		2	1	1	2	2	1	16	7	5	1	4	6	1	1		50	25	181				
Vagrancy	M					1		1	1	2	4	1	3	10	9	4		36						
	F												1		2		1	4	8	32				
All Other Offenses (except Traffic)	M	2	9	3	9	6	7	9	43	26	22	25	29	31	24	12	8	265						
	F	1	1	3	1		3	1	10	8			1	5	7		1	42	46	257		4		
Suspicion	M																	0						
	F																	0						
TOTAL		43	52	51	72	67	67	79	422	243	194	179	233	227	171	82	42	2224	311	1905	0	8	0	0

-88-

JUNE 2014
Month and Year of Report

GAAPD 0000
Agency Identifier

JULY 16, 2014
Date

Paul J. King
Prepared By LIEUTENANT
Title

ATLANTA POLICE DEPARTMENT - GEORGIA
Agency and State

George M. F.
Chief, Commissioner, Sheriff, or Superintendent CHIEF

**ATLANTA POLICE DEPARTMENT
AGE, SEX, AND RACE OF PERSONS ARRESTED
16 YEARS OF AGE AND UNDER**

MONTH JUNE

YEAR 2014

CLASSIFICATION OF OFFENSES	SEX	AGE						RACE				ETHNIC	
		0	10	13	15	16	TOTAL	White	Black	Native Amer.	Asian/Pacific	Whi. Hispanic	Blck Hispanic
		9	12	14									
Murder/Nonnegligent Manslaughter	01a	M					0						
	F						0						
Manslaughter by Negligence	01b	M					0						
	F						0						
Forcible Rape	02	M					0						
	F						0						
Robbery	03	M				2	2						
	F			1		1	2		4				
Aggravated Assault	04	M		1		1	2						
	F			1	1		2		4				
Burglary- Breaking or Entering	05	M		2	2	3	7						
	F						0		7				
Larceny - Theft (except Motor Vehicle Theft)	06	M		2	6	6	10	24					
	F			1	1	4	6	3	27				
Motor Vehicle Theft	07	M		1	3	6	10						
	F						0		10				
Other Assaults	08	M		2	2	1	5						
	F			2	1	2	5		10				
Arson	09	M					0						
	F						0						
Forgery and Counterfeiting	10	M					0						
	F						0						
Fraud	11	M					0						
	F						0						
Embezzlement	12	M					0						
	F						0						
Stolen Property, Buying, Receiving, Possessing	13	M				1	1	2					
	F						0		2				
Vandalism	14	M		2			2						
	F					1	1		3				
Weapons	15	M		1		2	3						
	F						0		3				
Prostitution and Commercialized Vice	16	M					0						
	F						0						

-28-

ATLANTA POLICE DEPARTMENT
 AGE, SEX, AND RACE OF PERSONS ARRESTED
 16 YEARS OF AGE AND UNDER

MONTH JUNE

YEAR 2014

CLASSIFICATION OF OFFENSES	SEX	AGE						RACE				ETHNIC	
		0	10	13	15	16	TOTAL	White	Black	Native Amer.	Asian/Pacific	Whi. Hispanic	Blck Hispanic
		9	12	14									
Sex Offenses (except Rape and Prostitution)	17	M					0						
	F						0						
Drug Abuse Violations	18	M	0	0	0	0	3	3					
	F	0	0	0	0	0	0	0	1	2	0	0	0
(1) Sale/Manufacturing Subtotal	180	M	0	0	0	0	1	1					
	F	0	0	0	0	0	0	0	0	1	0	0	0
Opium or Cocaine and their Derivatives	a	M					0						
	F						0						
Marijuana	b	M				1	1						
	F						0		1				
Synthetic Narcotics	c	M					0						
	F						0						
Other Dangerous Non-Narcotic Drugs	d	M					0						
	F						0						
(2) Possession Subtotal	185	M	0	0	0	0	2	2					
	F	0	0	0	0	0	0	0	1	1	0	0	0
Opium or Cocaine and their Derivatives	e	M					0						
	F						0						
Marijuana	f	M				2	2						
	F						0		1	1			
Synthetic Narcotics	g	M					0						
	F						0						
Other Dangerous Non-Narcotic Drugs	h	M					0						
	F						0						
Gambling	19	M	0	0	0	0	0	0					
	F	0	0	0	0	0	0	0	0	0	0	0	0
Bookmaking	a	M					0						
	F						0						
Numbers and Lottery	b	M					0						
	F						0						
All Other Gambling	c	M					0						
	F						0						
Offenses Against Family and Children	20	M					0						
	F						0						

-85-

ATLANTA POLICE DEPARTMENT
 AGE, SEX, AND RACE OF PERSONS ARRESTED
 16 YEARS OF AGE AND UNDER

MONTH JUNE

YEAR 2014

CLASSIFICATION OF OFFENSES	SEX	AGE						RACE				ETHNIC	
		09	1012	1314	15	16	TOTAL	White	Black	Native Amer.	Asian/Pacific	Whi. Hispanic	Blck Hispanic
Driving Under the Influence 21	M						0						
	F						0						
Liquor Laws 22	M						0						
	F						0						
Drunkenness 23	M						0						
	F						0						
Disorderly Conduct 24	M		1			1	2						
	F		2	2			4		6				
Vagrancy 25	M						0						
	F						0						
All Other Offenses (except Traffic) 26	M		2	3	3	2	10	2	8				
	F						0						
Suspicion 27	M						0						
	F						0						
Curfew and Loitering 28	M		1	1	2	2	6						
	F			1	1	2	4		10				
Run-Aways 29	M						0						
	F						0						
Total			0	10	25	23	44	102	6	96	0	0	0

JUNE 2014
 Month and Year of Report

GAAPD 0000
 Agency Identifier

JULY 17, 2014
 Date

Nail J. Klotz LIEUTENANT
 Prepared By

ATLANTA POLICE DEPARTMENT - GEORGIA
 Agency and State

George M. Jones CHIEF
 Chief, Commissioner, Sheriff, or Superintendent

-8e-

UNIFORM CRIME REPORTING

**LAW ENFORCEMENT
OPERATIONS
&
MANAGEMENT**

CRIME AREA COMPARISON

**SUPPORT SERVICES DIVISION
Information Services Section**

**JUNE 2014
JUNE 2013**

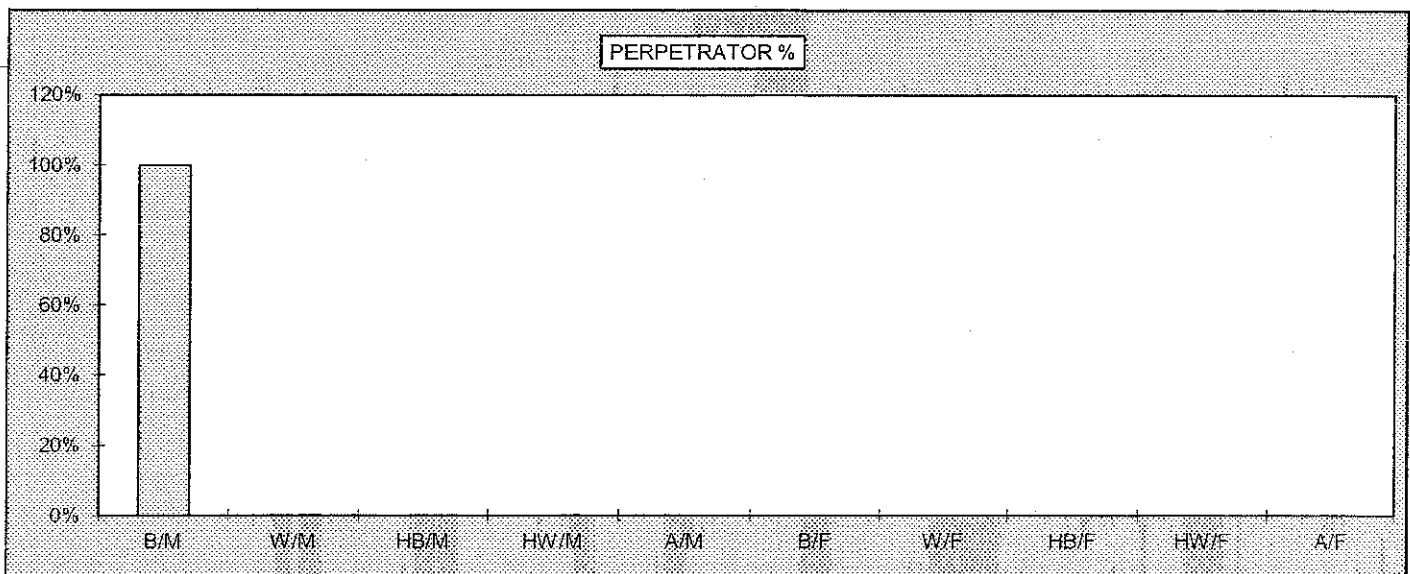
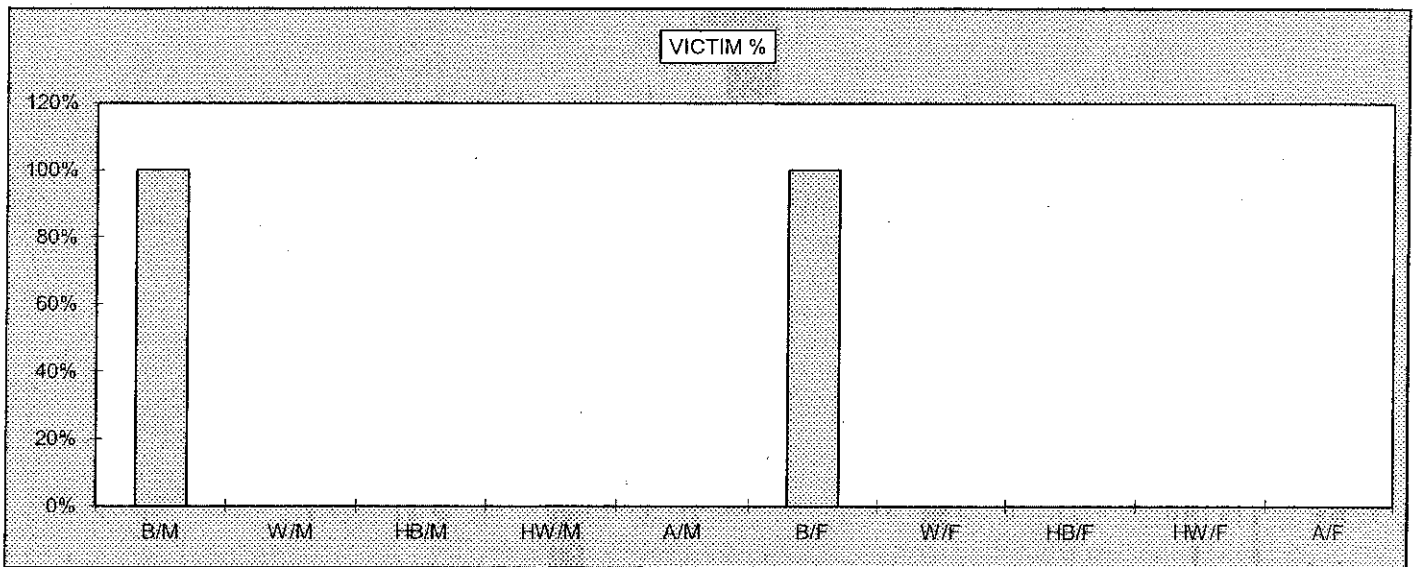
**2014
JUNE HOMICIDE COMPARISON
BY RACE, SEX, AND ETHNIC ORIGIN**

	VICTIM	PERPETRATOR
B/M	11	2
W/M	0	0
HB/M	0	0
HW/M	0	0
A/M	0	0
TOTAL MALES	11	2
B/F	1	0
W/F	0	0
HB/F	0	0
HW/F	0	0
A/F	0	0
TOTAL FEMALES	1	0
TOTAL	12	2

	VICTIM %	PERPETRATOR %
B/M	100%	100%
W/M	0%	0%
HB/M	0%	0%
HW/M	0%	0%
A/M	0%	0%

B/F	100%	0%
W/F	0%	0%
HB/F	0%	0%
HW/F	0%	0%
A/F	0%	0%

PERPETRATOR UNKNOWN FOR 10 HOMICIDES		
---	--	--

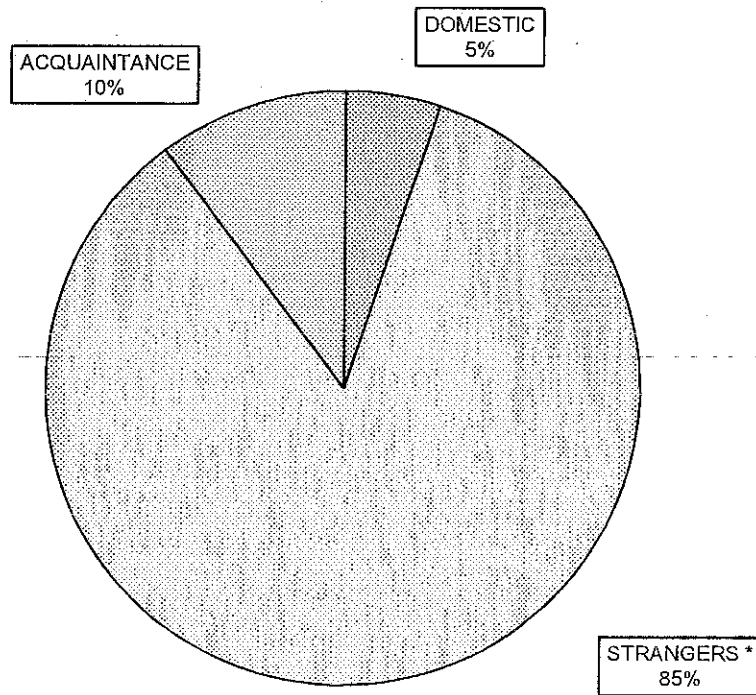


**2014
HOMICIDE BREAKDOWN
YEAR TO DATE**

JUNE

MONTH	ACTUAL	DOMESTIC	%	STRANGERS *	%	ACQUAINTANCE	%
JANUARY	6	0	0%	5	83%	1	17%
FEBRUARY	0	0	0%	0	0%	0	0%
MARCH	11	0	0%	9	82%	2	18%
APRIL	5	1	20%	4	80%	0	0%
MAY	5	0	0%	5	100%	0	0%
JUNE	12	1	8%	10	84%	1	8%
JULY							
AUGUST							
SEPTEMBER							
OCTOBER							
NOVEMBER							
DECEMBER							
TOTAL	39	2	5%	33	85%	4	10%

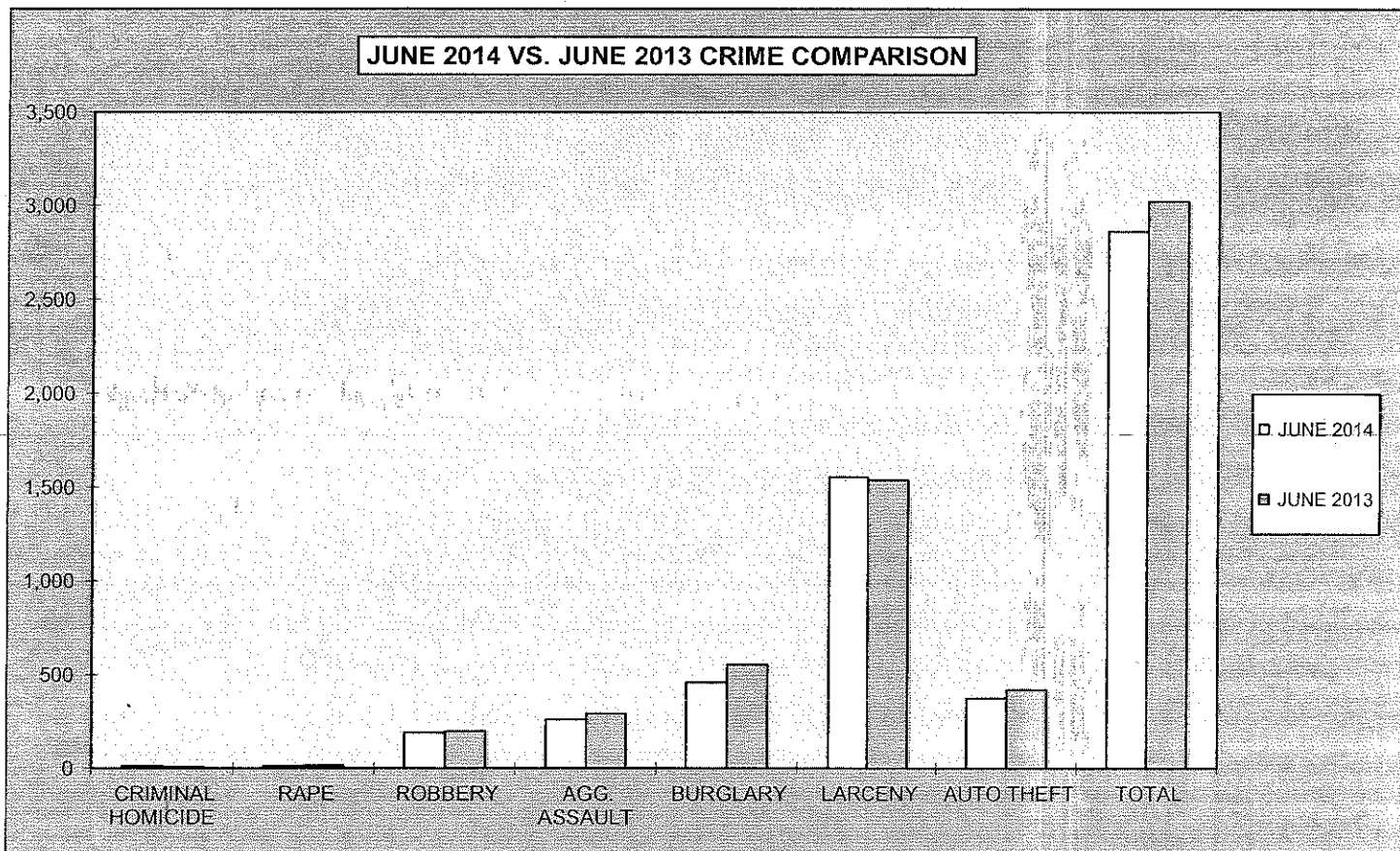
HOMICIDE BREAKDOWN BY VICTIM/OFFENDER RELATIONSHIP



* UNKNOWNNS INCLUDED IN WITH STRANGERS

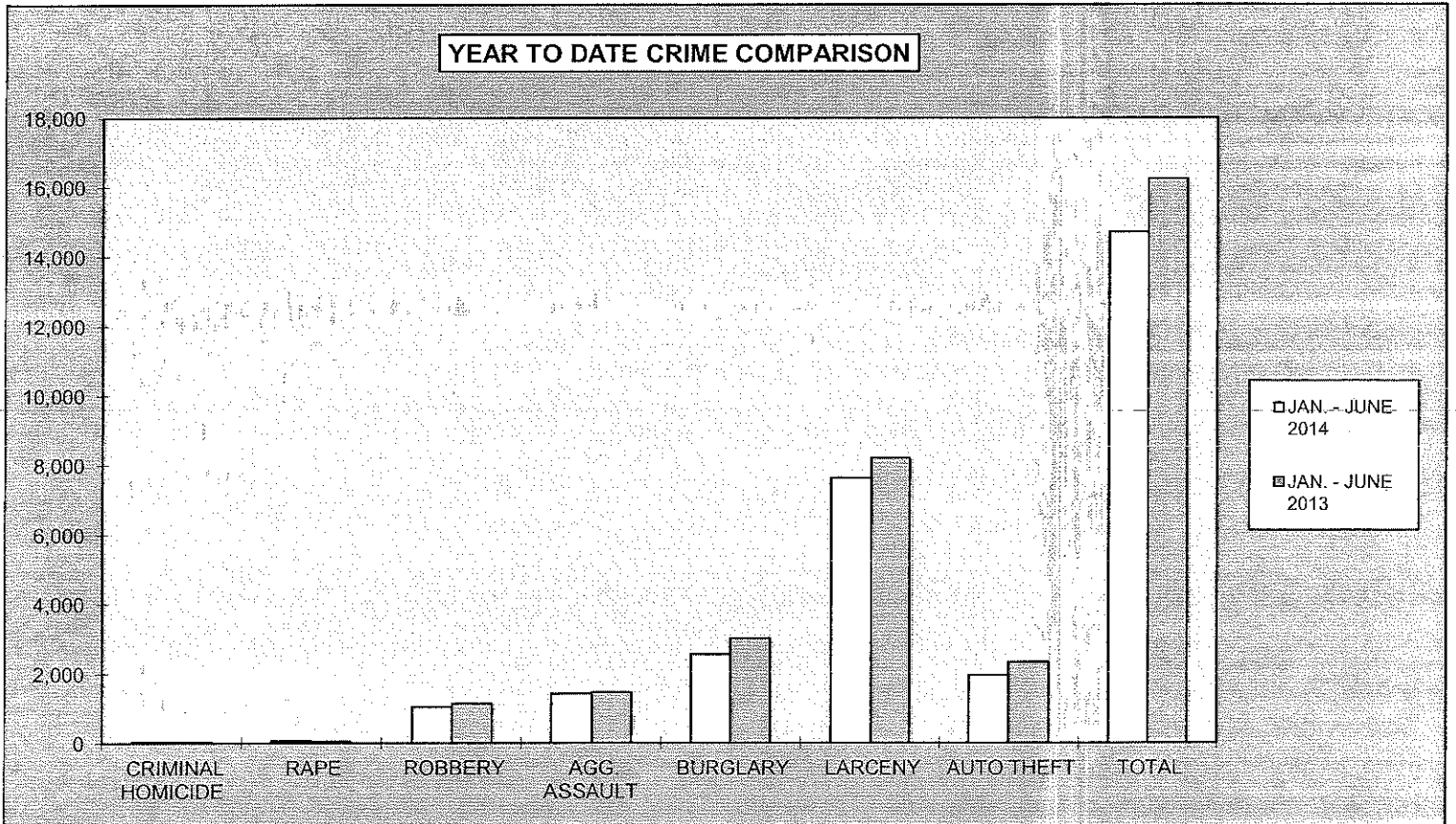
**2014
MONTHLY CRIME COMPARISON**

CRIME	JUNE 2014	JUNE 2013	# DIFFERENCE	% DIFFERENCE
CRIMINAL HOMICIDE	12	8	4	50%
RAPE	12	15	-3	-20%
ROBBERY	190	198	-8	-4%
AGG. ASSAULT	260	291	-31	-11%
BURGLARY	457	552	-95	-17%
RESIDENCE	365	462	-97	-21%
NON-RESIDENCE	92	90	2	2%
LARCENY	1,555	1,538	17	1%
POCKETPICKING	6	5	1	20%
PURSE SNATCHING	37	44	-7	-16%
SHOPLIFTING	229	230	-1	0%
FROM MOTOR VEHICLES	822	657	165	25%
MOTOR VEH. PARTS/ACCESSORIES	102	118	-16	-14%
BICYCLES	24	27	-3	-11%
FROM BUILDINGS	127	167	-40	-24%
FROM COIN OPERATED MACHINES	0	1	-1	-100%
ALL OTHER	208	289	-81	-28%
AUTO THEFT	375	419	-44	-11%
TOTAL	2,861	3,021	-160	-5%



**2014
YEAR TO DATE CRIME COMPARISON**

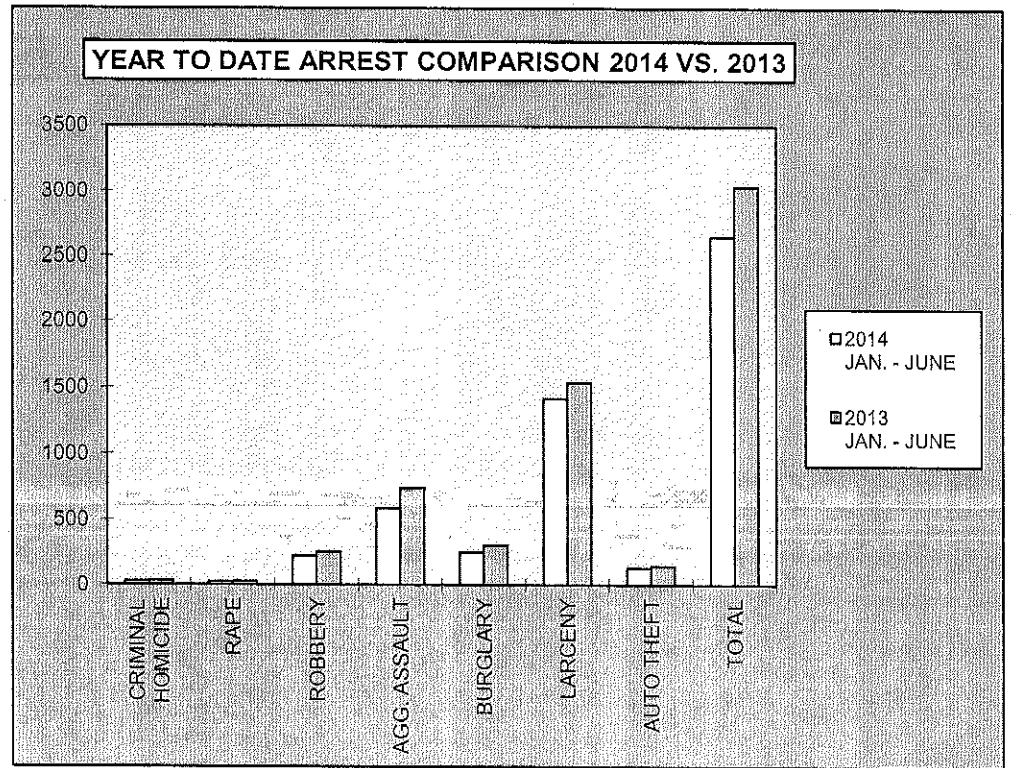
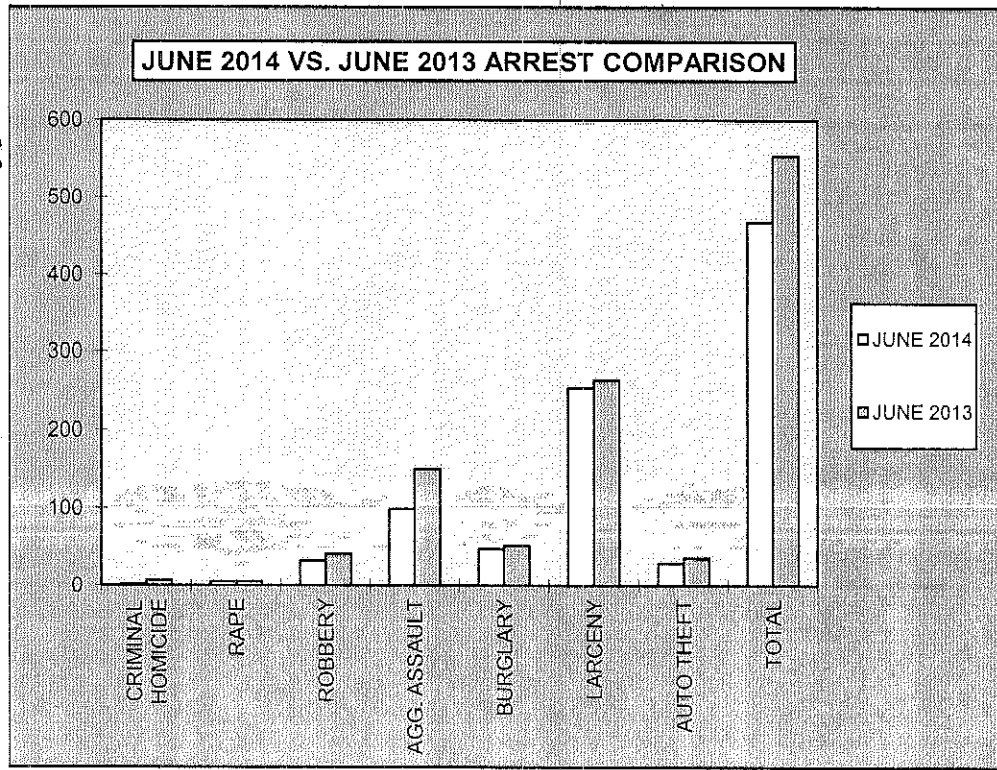
FIRST 6 MONTHS					
CRIME	JAN. - JUNE 2014	JAN. - JUNE 2013	# DIFFERENCE	% DIFFERENCE	
CRIMINAL HOMICIDE	39	36	3	8%	
RAPE	74	52	22	42%	
ROBBERY	1,043	1,139	-96	-8%	
AGG. ASSAULT	1,424	1,466	-42	-3%	
BURGLARY	2,546	3,007	-461	-15%	
RESIDENCE	2,083	2,575	-492	-19%	
NON-RESIDENCE	463	432	31	7%	
LARCENY	7,628	8,209	-581	-7%	
POCKETPICKING	38	45	-7	-16%	
PURSE SNATCHING	153	260	-107	-41%	
SHOPLIFTING	1,313	1,304	9	1%	
FROM MOTOR VEHICLES	3,704	3,609	95	3%	
MOTOR VEH. PARTS/ACCESSORIES	496	646	-150	-23%	
BICYCLES	124	113	11	10%	
FROM BUILDINGS	830	884	-54	-6%	
FROM COIN OPERATED MACHINES	11	9	2	22%	
ALL OTHER	959	1,339	-380	-28%	
AUTO THEFT	1,945	2,328	-383	-16%	
TOTAL	14,699	16,237	-1,538	-9%	



**2014
ARREST COMPARISON**

JUNE ARREST COMPARISON				
CRIME	JUNE 2014	JUNE 2013	# DIFFERENCE	% DIFFERENCE
CRIMINAL HOMICIDE	2	7	-5	-71%
RAPE	5	5	0	0%
ROBBERY	32	41	-9	-22%
AGG. ASSAULT	99	150	-51	-34%
BURGLARY	47	51	-4	-8%
LARCENY	254	264	-10	-4%
AUTO THEFT	29	36	-7	-19%
TOTAL	468	554	-86	-16%

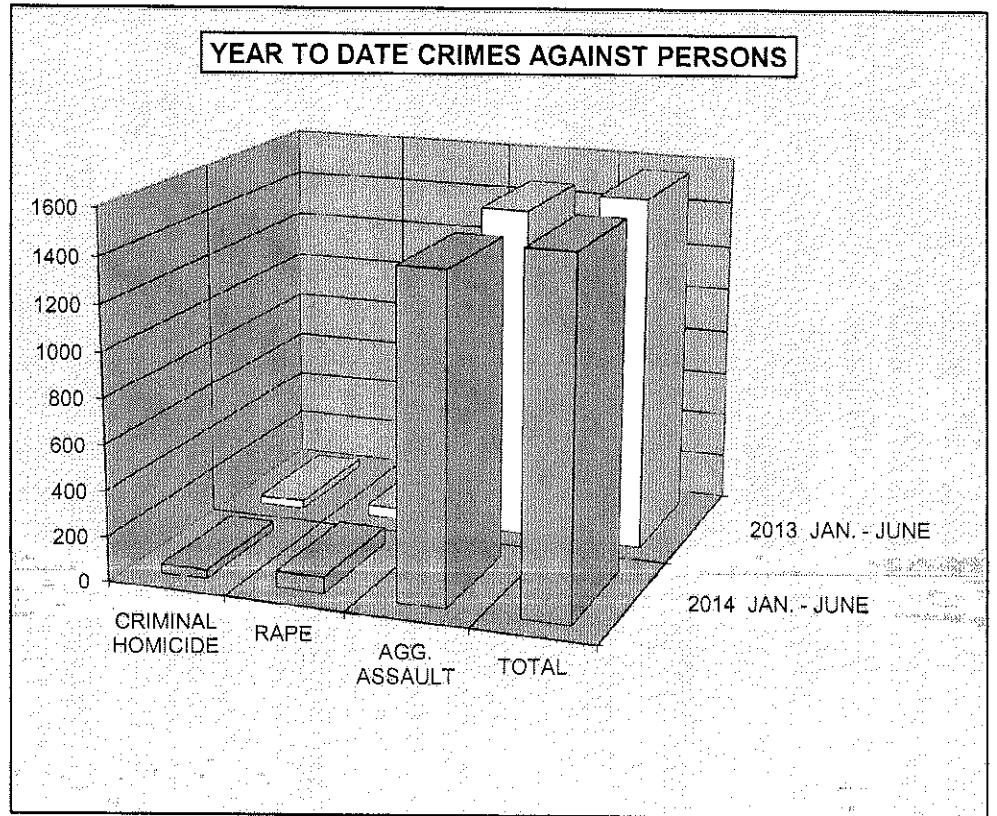
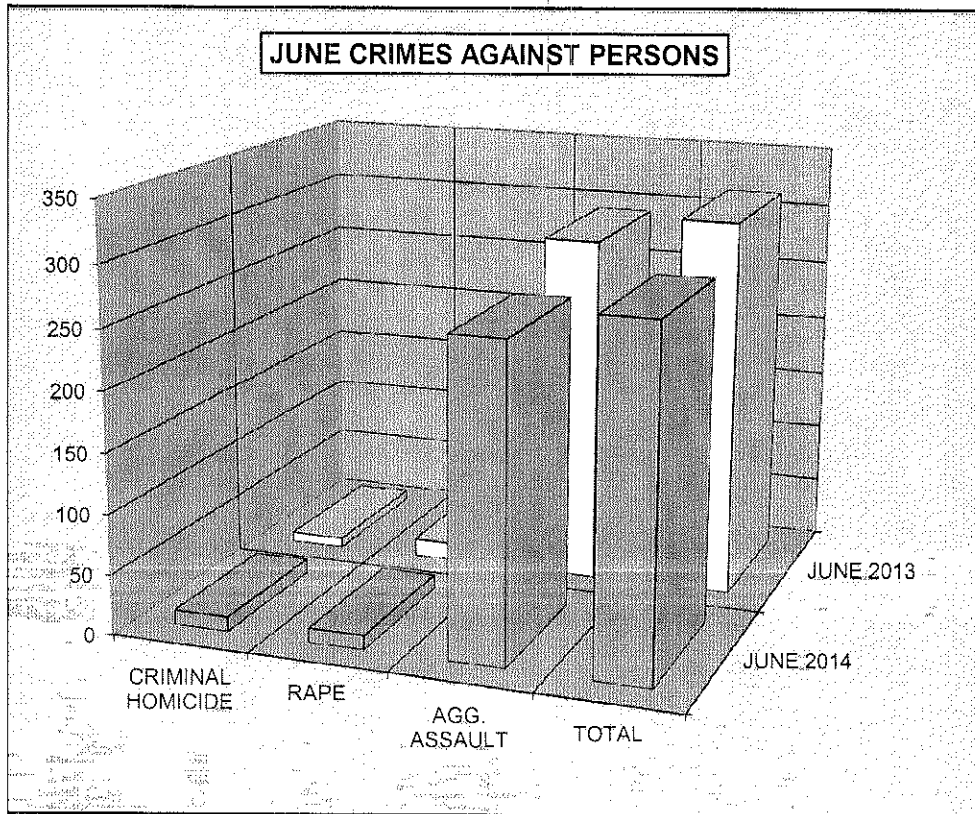
FIRST 6 MONTHS ARREST COMPARISON				
CRIME	2014 JAN. - JUNE	2013 JAN. - JUNE	# DIFFERENCE	% DIFFERENCE
CRIMINAL HOMICIDE	29	32	-3	-9%
RAPE	22	25	-3	-12%
ROBBERY	223	253	-30	-12%
AGG. ASSAULT	585	742	-157	-21%
BURGLARY	248	301	-53	-18%
LARCENY	1,414	1,537	-123	-8%
AUTO THEFT	131	146	-15	-10%
TOTAL	2,652	3,036	-384	-13%



**2014
CRIME COMPARISON
CRIMES AGAINST PERSONS**

JUNE					
CRIME	JUNE 2014	JUNE 2013	#	%	
			DIFFERENCE	DIFFERENCE	
CRIMINAL HOMICIDE	12	8	4	50%	
RAPE	12	15	-3	-20%	
AGG. ASSAULT	260	291	-31	-11%	
TOTAL	284	314	-30	-10%	

FIRST 6 MONTHS					
CRIME	2014	2013	#	%	
	JAN. - JUNE	JAN. - JUNE	DIFFERENCE	DIFFERENCE	
CRIMINAL HOMICIDE	39	36	3	8%	
RAPE	74	52	22	42%	
AGG. ASSAULT	1,424	1,466	-42	-3%	
TOTAL	1,537	1,554	-17	-1%	

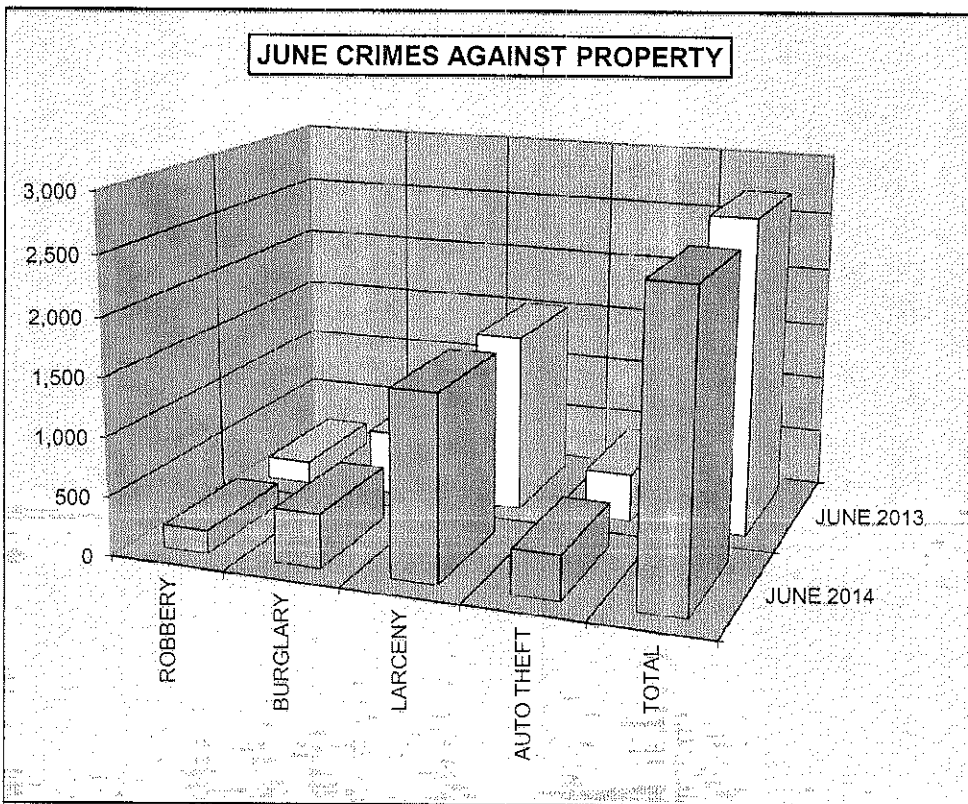


**2014
CRIME COMPARISON
CRIMES AGAINST PROPERTY**

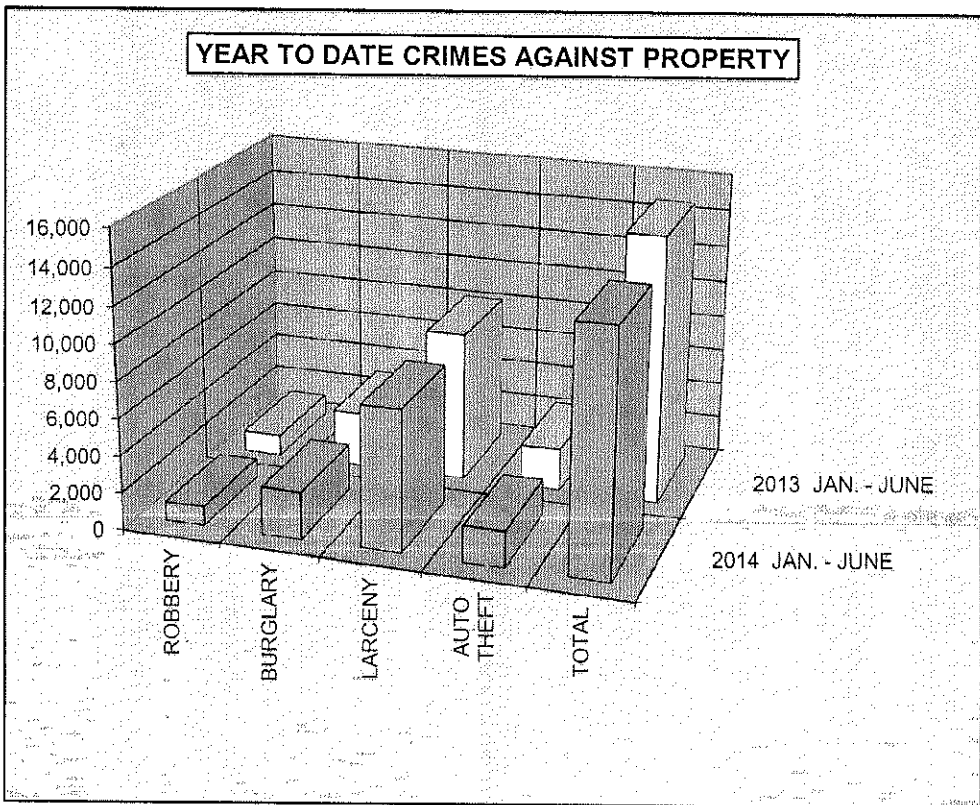
JUNE				
CRIME	JUNE 2014	JUNE 2013	# DIFFERENCE	% DIFFERENCE
ROBBERY	190	198	-8	-4%
BURGLARY	457	552	-95	-17%
LARCENY	1,555	1,538	17	1%
AUTO THEFT	375	419	-44	-11%
TOTAL	2,577	2,707	-130	-5%

FIRST 6 MONTHS				
CRIME	2014 JAN. - JUNE	2013 JAN. - JUNE	# DIFFERENCE	% DIFFERENCE
ROBBERY	1,043	1,139	-96	-8%
BURGLARY	2,546	3,007	-461	-15%
LARCENY	7,628	8,209	-581	-7%
AUTO THEFT	1,945	2,328	-383	-16%
TOTAL	13,162	14,683	-1,521	-10%

JUNE CRIMES AGAINST PROPERTY



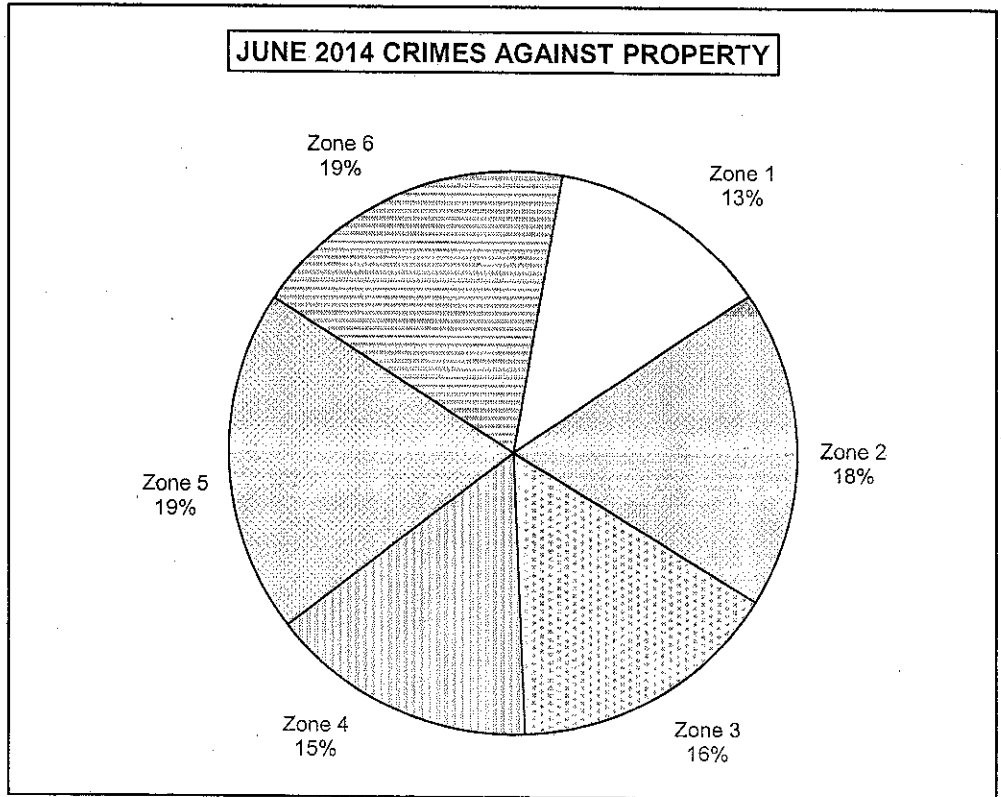
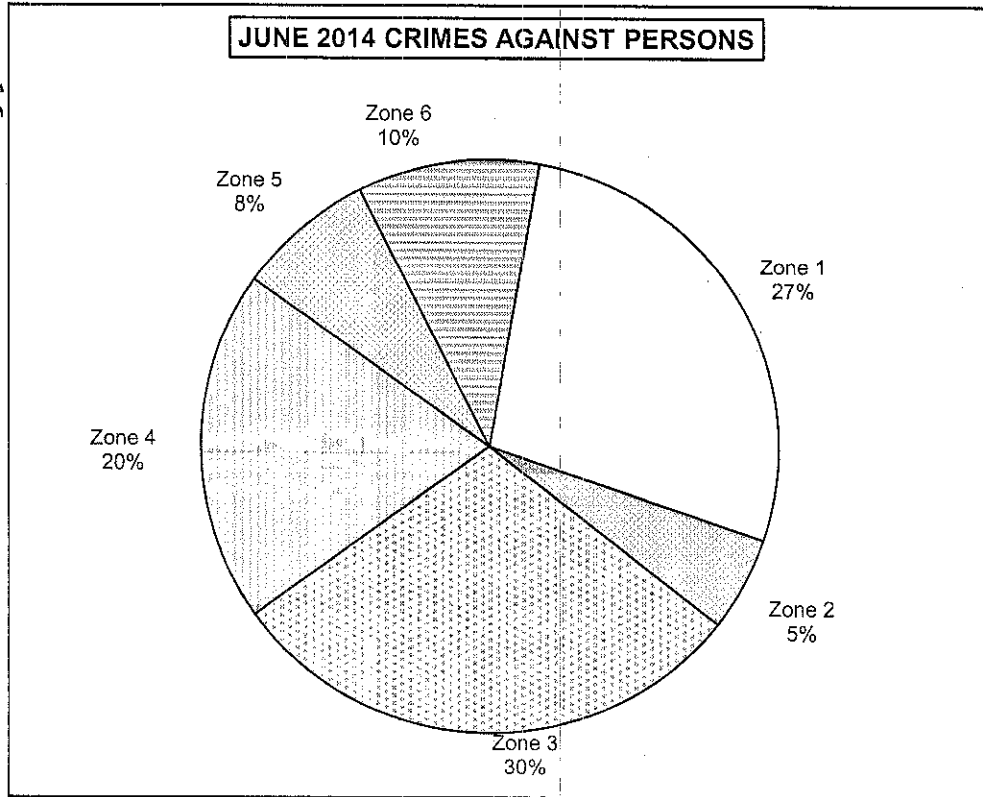
YEAR TO DATE CRIMES AGAINST PROPERTY



2014
AREA BREAKDOWN
CRIMES AGAINST PERSONS AND PROPERTY

JUNE 2014 CRIMES AGAINST PERSONS BY ZONE						
CRIME	Zone 1	Zone 2	Zone 3	Zone 4	Zone 5	Zone 6
CRIMINAL HOMICIDE	5	1	2	3	1	0
RAPE	3	0	-1	4	4	2
AGG. ASSAULT	70	14	83	49	17	27
TOTAL CRIMES AGAINST PERSONS	78	15	84	56	22	29

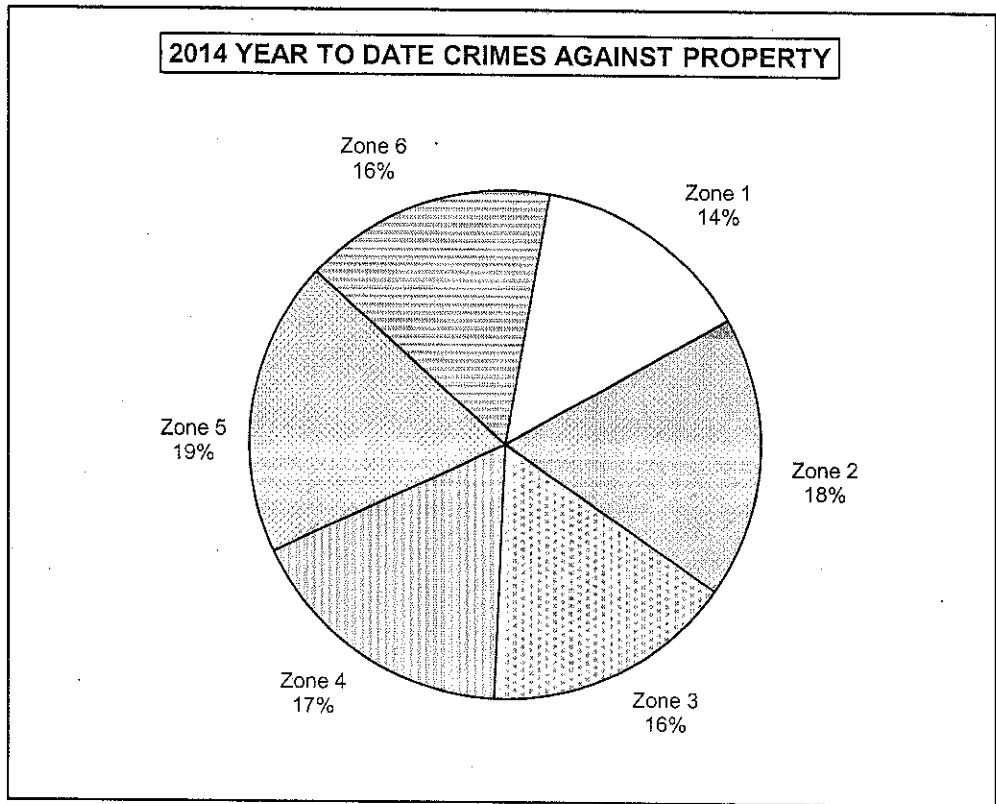
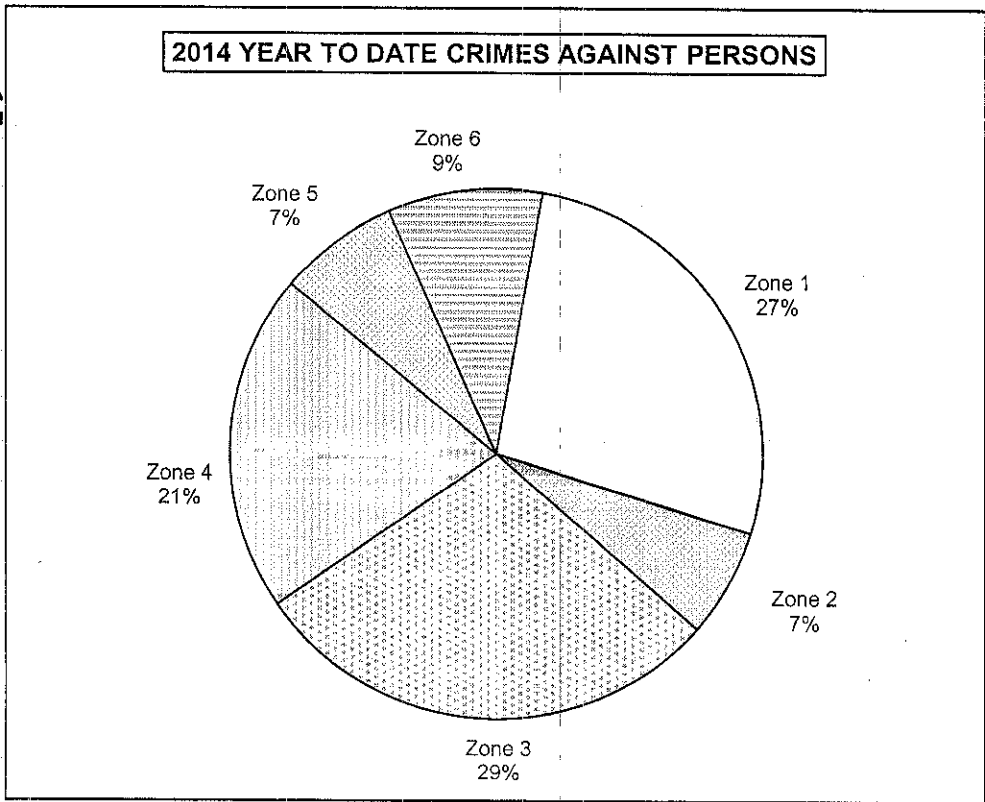
JUNE 2014 CRIMES AGAINST PROPERTY BY ZONE						
CRIME	Zone 1	Zone 2	Zone 3	Zone 4	Zone 5	Zone 6
ROBBERY	35	13	31	33	39	39
BURGLARY	83	58	129	103	18	66
LARCENY	144	360	165	190	400	296
AUTO THEFT	68	37	77	66	48	79
TOTAL CRIMES AGAINST PROPERTY	330	468	402	392	505	480



2014
**YEAR TO DATE AREA BREAKDOWN
 CRIMES AGAINST PERSONS AND PROPERTY**

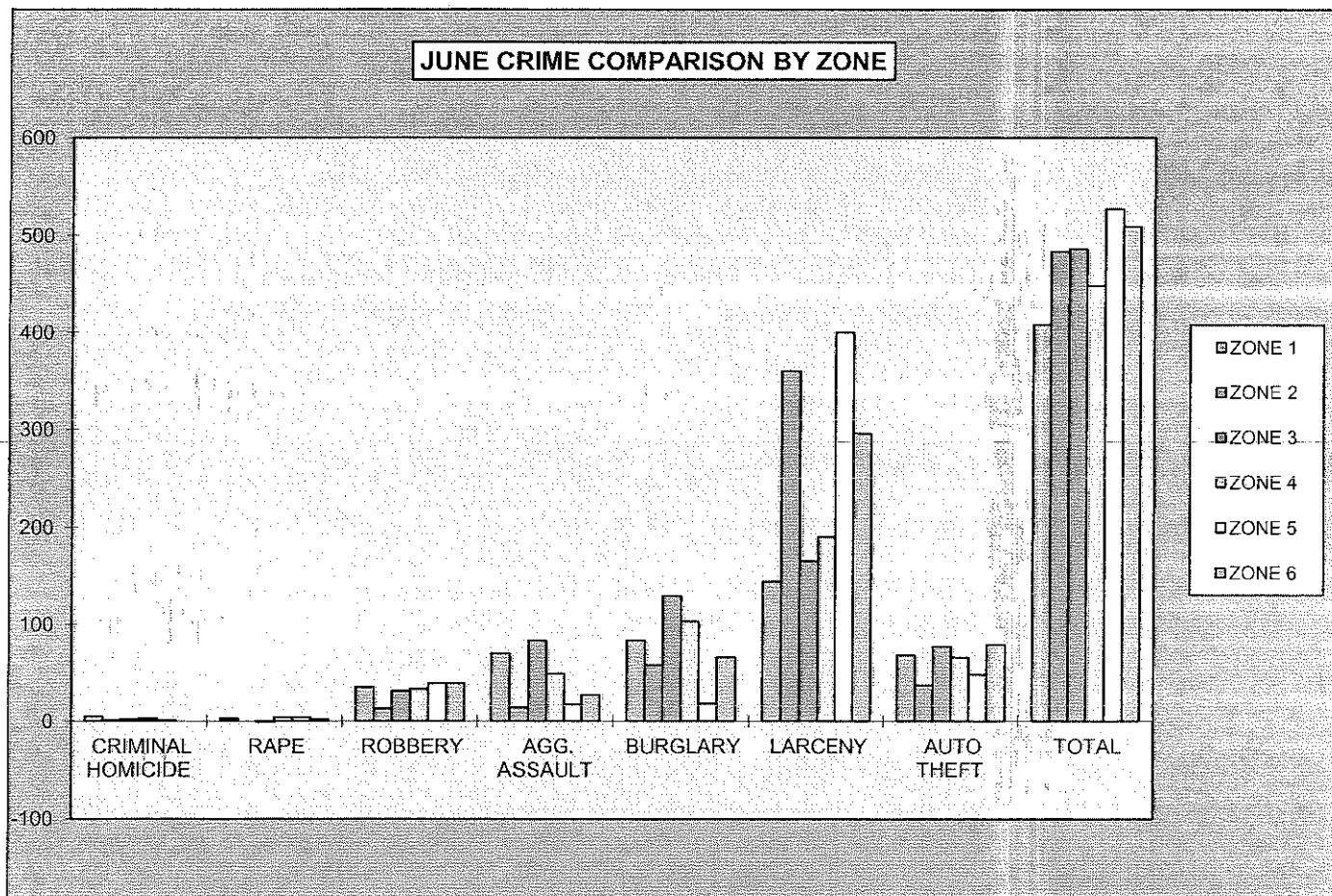
FIRST 6 MONTHS 2014 CRIMES AGAINST PERSONS BY ZONE						
CRIME	Zone 1	Zone 2	Zone 3	Zone 4	Zone 5	Zone 6
CRIMINAL HOMICIDE	16	3	9	9	2	0
RAPE	26	7	3	19	9	10
AGG. ASSAULT	374	91	433	289	102	135
TOTAL CRIMES AGAINST PERSONS	416	101	445	317	113	145

FIRST 6 MONTHS 2014 CRIMES AGAINST PROPERTY BY ZONE						
CRIME	Zone 1	Zone 2	Zone 3	Zone 4	Zone 5	Zone 6
ROBBERY	242	122	186	205	155	133
BURGLARY	467	309	614	634	130	392
LARCENY	814	1,743	851	986	1,951	1,283
AUTO THEFT	328	183	450	452	235	297
TOTAL CRIMES AGAINST PROPERTY	1,851	2,357	2,101	2,277	2,471	2,105



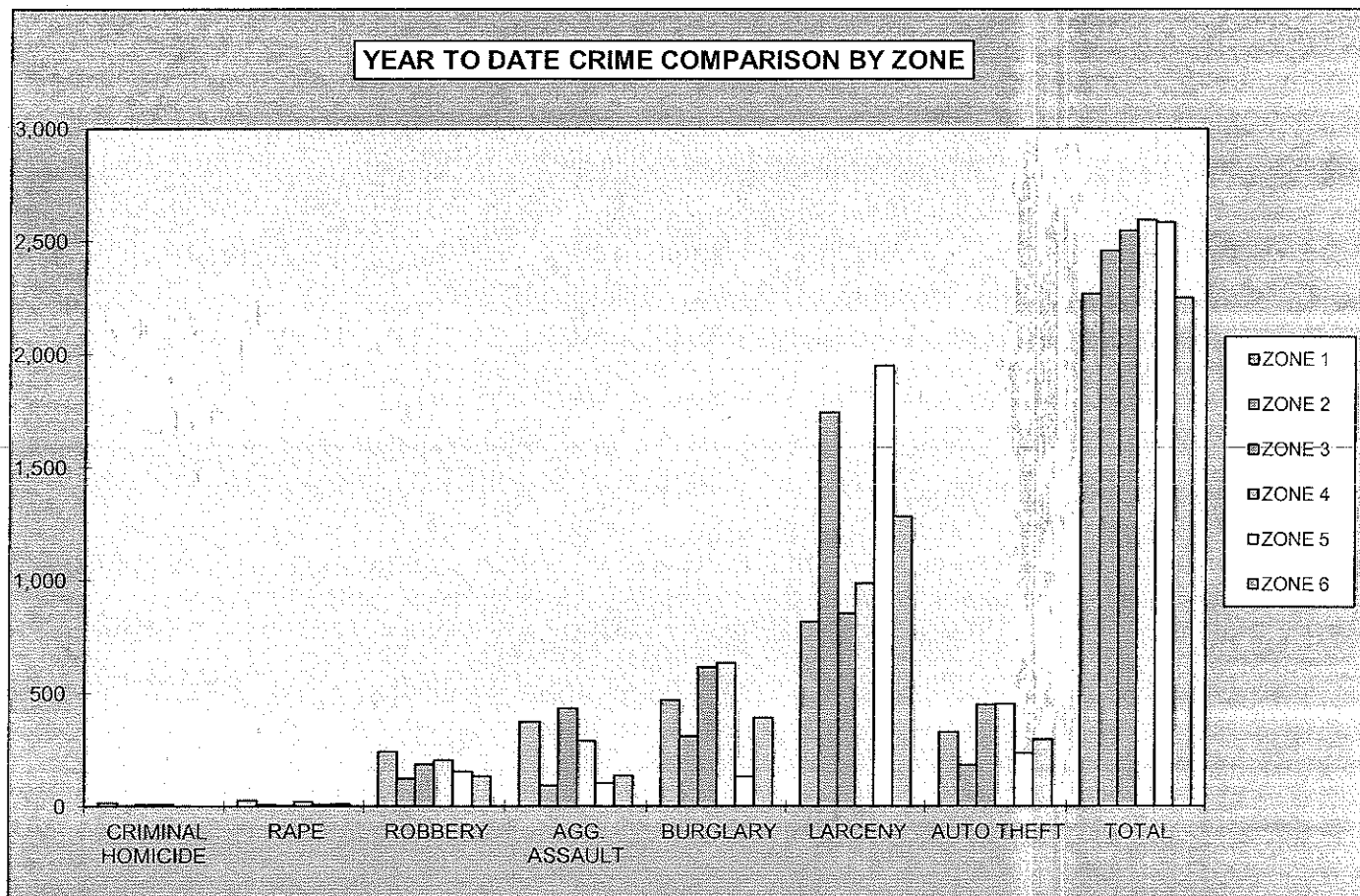
**2014
AREA BREAKDOWN**

JUNE CRIME COMPARISON BY ZONE						
CRIME	ZONE 1	ZONE 2	ZONE 3	ZONE 4	ZONE 5	ZONE 6
CRIMINAL HOMICIDE	5	1	2	3	1	0
RAPE	3	0	-1	4	4	2
ROBBERY	35	13	31	33	39	39
AGG. ASSAULT	70	14	83	49	17	27
BURGLARY	83	58	129	103	18	66
RESIDENCE	71	29	106	92	9	58
NON-RESIDENCE	12	29	23	11	9	8
LARCENY	144	360	165	190	400	296
POCKETPICKING	0	1	1	0	1	3
PURSE SNATCHING	9	1	7	5	8	7
SHOPLIFTING	35	85	19	29	35	26
FROM MOTOR VEHICLES	47	198	74	69	263	171
MOTOR VEH. PARTS/ACCESSORIES	15	16	15	19	24	13
BICYCLES	0	1	1	3	10	9
FROM BUILDINGS	8	29	10	25	30	25
FROM COIN OPERATED MACHINES	0	0	0	0	0	0
ALL OTHER	30	29	38	40	29	42
AUTO THEFT	68	37	77	66	48	79
TOTAL	408	483	486	448	527	509



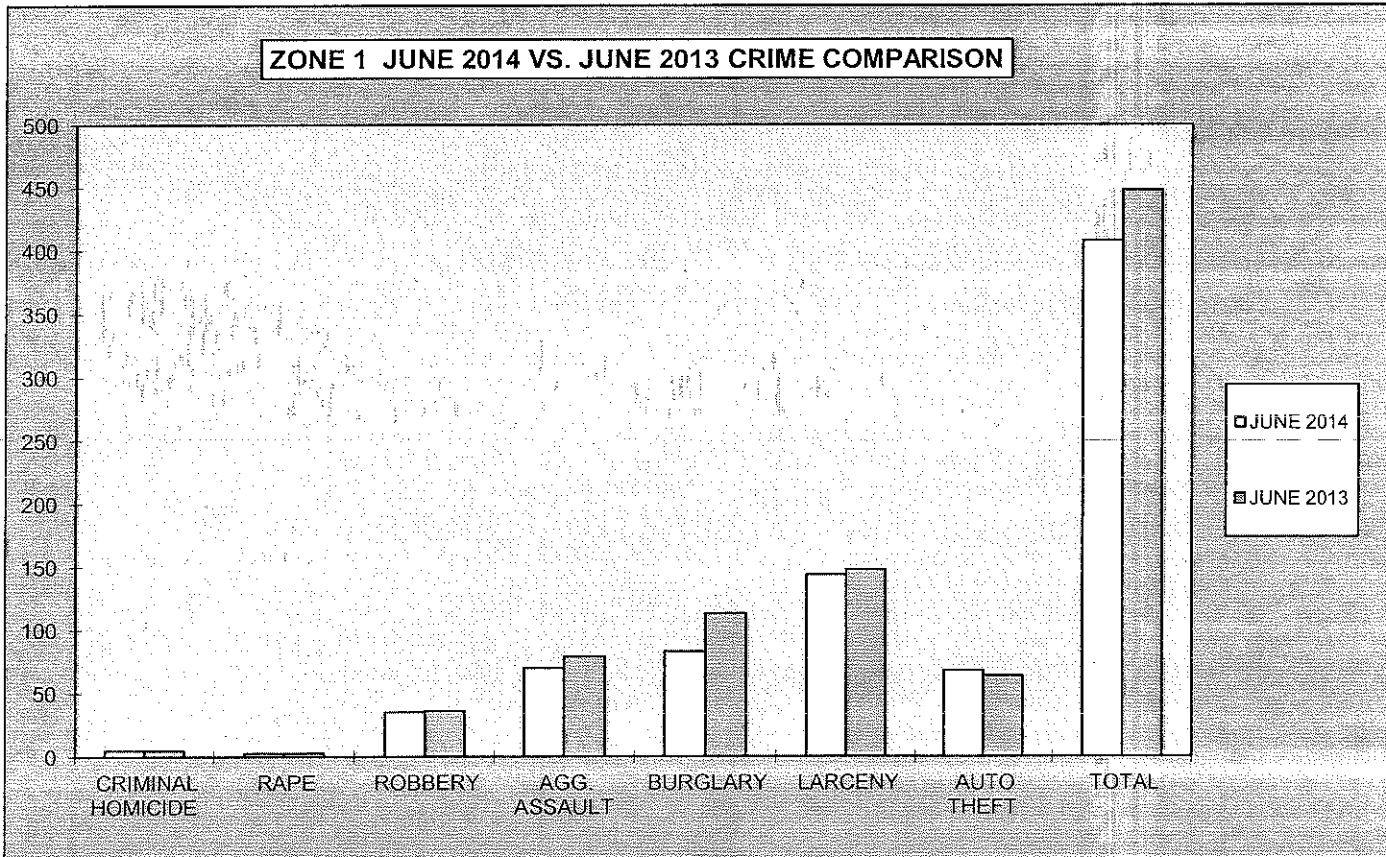
**2014
YEAR TO DATE AREA BREAKDOWN**

FIRST 6 MONTHS CRIME COMPARISON BY ZONE						
CRIME	ZONE 1	ZONE 2	ZONE 3	ZONE 4	ZONE 5	ZONE 6
CRIMINAL HOMICIDE	16	3	9	9	2	0
RAPE	26	7	3	19	9	10
ROBBERY	242	122	186	205	155	133
AGG. ASSAULT	374	91	433	289	102	135
BURGLARY	467	309	614	634	130	392
RESIDENCE	413	211	500	561	71	327
NON-RESIDENCE	54	98	114	73	59	65
LARCENY	814	1,743	851	986	1,951	1,283
POCKETPICKING	3	12	5	4	9	5
PURSE SNATCHING	24	12	27	28	38	24
SHOPLIFTING	212	415	123	194	180	189
FROM MOTOR VEHICLES	237	833	360	357	1,207	710
MOTOR VEH. PARTS/ACCESSORIES	79	76	92	89	91	69
BICYCLES	2	12	6	8	52	44
FROM BUILDINGS	104	206	78	131	208	103
FROM COIN OPERATED MACHINES	2	1	1	2	1	4
ALL OTHER	151	176	159	173	165	135
AUTO THEFT	328	183	450	452	235	297
TOTAL	2,267	2,458	2,546	2,594	2,584	2,250



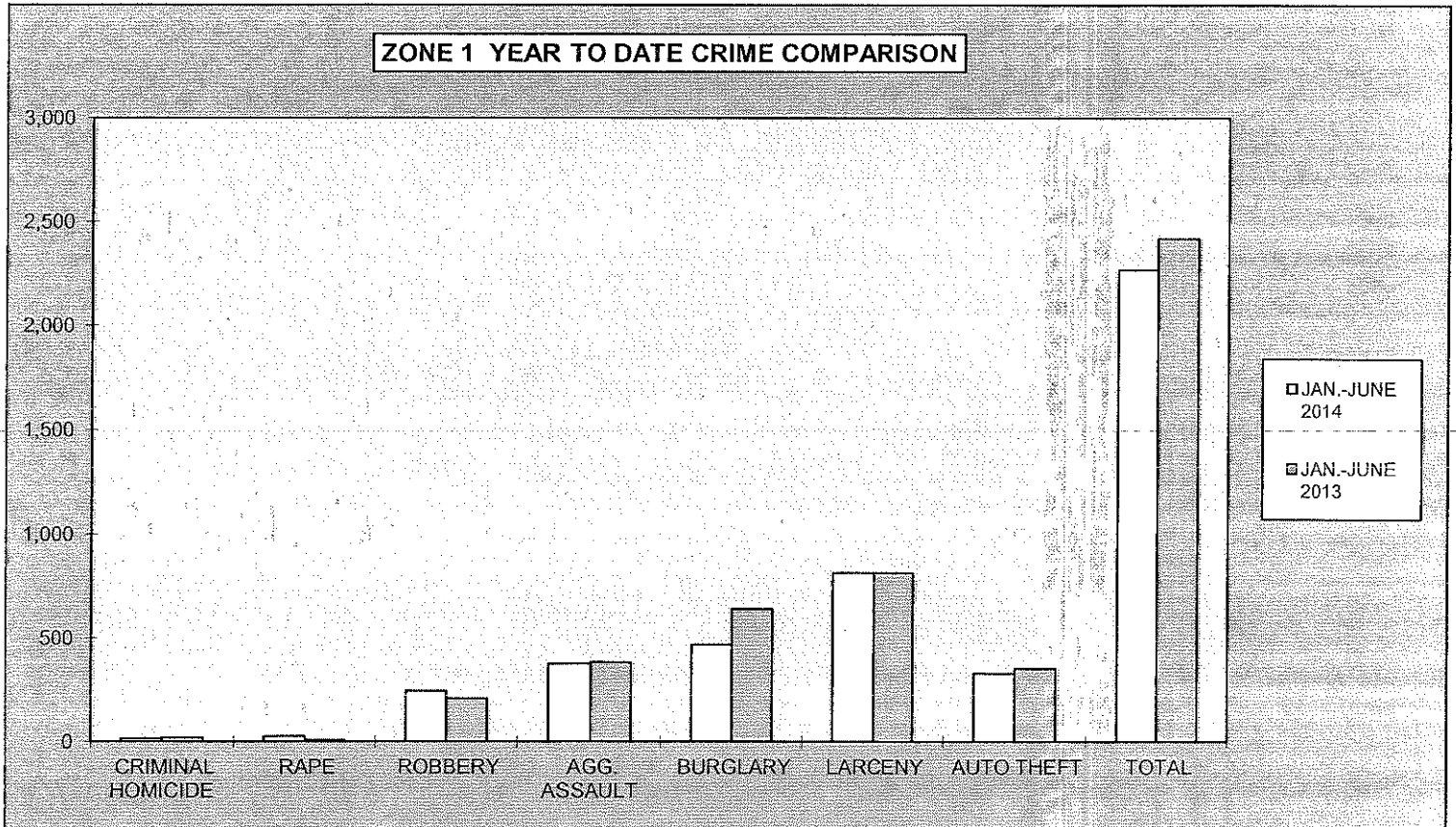
**2014
MONTHLY CRIME COMPARISON**

ZONE 1				
CRIME	JUNE 2014	JUNE 2013	# DIFFERENCE	% DIFFERENCE
CRIMINAL HOMICIDE	5	5	0	0%
RAPE	3	3	0	0%
ROBBERY	35	36	-1	-3%
AGG. ASSAULT	70	79	-9	-11%
BURGLARY	83	113	-30	-27%
RESIDENCE	71	102	-31	-30%
NON-RESIDENCE	12	11	1	9%
LARCENY	144	148	-4	-3%
POCKETPICKING	0	0	0	0%
PURSE SNATCHING	9	3	6	200%
SHOPLIFTING	35	29	6	21%
FROM MOTOR VEHICLES	47	35	12	34%
MOTOR VEH. PARTS/ACCESSORIES	15	17	-2	-12%
BICYCLES	0	4	-4	-100%
FROM BUILDINGS	8	16	-8	-50%
FROM COIN OPERATED MACHINES	0	0	0	0%
ALL OTHER	30	44	-14	-32%
AUTO THEFT	68	64	4	6%
TOTAL	408	448	-40	-9%



**2014
YEAR TO DATE CRIME COMPARISON**

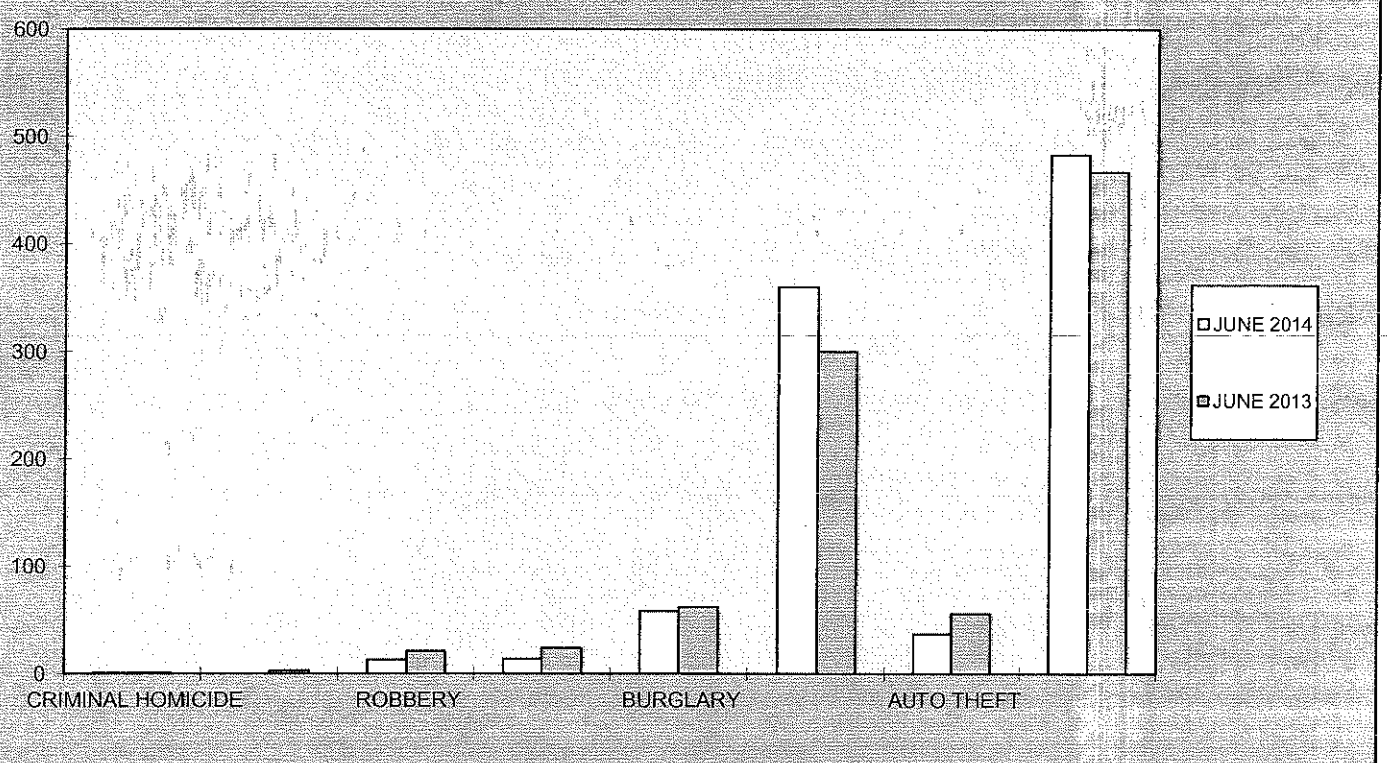
ZONE 1				
CRIME	JAN -JUNE 2014	JAN -JUNE 2013	# DIFFERENCE	% DIFFERENCE
CRIMINAL HOMICIDE	16	18	-2	-11%
RAPE	26	8	18	225%
ROBBERY	242	207	35	17%
AGG. ASSAULT	374	381	-7	-2%
BURGLARY	467	639	-172	-27%
RESIDENCE	413	571	-158	-28%
NON-RESIDENCE	54	68	-14	-21%
LARCENY	814	814	0	0%
POCKETPICKING	3	2	1	50%
PURSE SNATCHING	24	39	-15	-38%
SHOPLIFTING	212	161	51	32%
FROM MOTOR VEHICLES	237	212	25	12%
MOTOR VEH. PARTS/ACCESSORIES	79	89	-10	-11%
BICYCLES	2	7	-5	-71%
FROM BUILDINGS	104	88	16	18%
FROM COIN OPERATED MACHINES	2	0	2	100%
ALL OTHER	151	216	-65	-30%
AUTO THEFT	328	352	-24	-7%
TOTAL	2,267	2,419	-152	-6%



**2014
MONTHLY CRIME COMPARISON**

ZONE 2					
CRIME	JUNE 2014	JUNE 2013	# DIFFERENCE	% DIFFERENCE	
CRIMINAL HOMICIDE	1	1	0	0%	
RAPE	0	3	-3	-100%	
ROBBERY	13	21	-8	-38%	
AGG. ASSAULT	14	24	-10	-42%	
BURGLARY	58	62	-4	-6%	
RESIDENCE	29	43	-14	-33%	
NON-RESIDENCE	29	19	10	53%	
LARCENY	360	300	60	20%	
POCKETPICKING	1	1	0	0%	
PURSE SNATCHING	1	6	-5	-83%	
SHOPLIFTING	85	57	28	49%	
FROM MOTOR VEHICLES	198	144	54	38%	
MOTOR VEH. PARTS/ACCESSORIES	16	23	-7	-30%	
BICYCLES	1	0	1	100%	
FROM BUILDINGS	29	29	0	0%	
FROM COIN OPERATED MACHINES	0	0	0	0%	
ALL OTHER	29	40	-11	-28%	
AUTO THEFT	37	56	-19	-34%	
TOTAL	483	467	16	3%	

ZONE 2 JUNE 2014 VS. JUNE 2013 CRIME COMPARISON

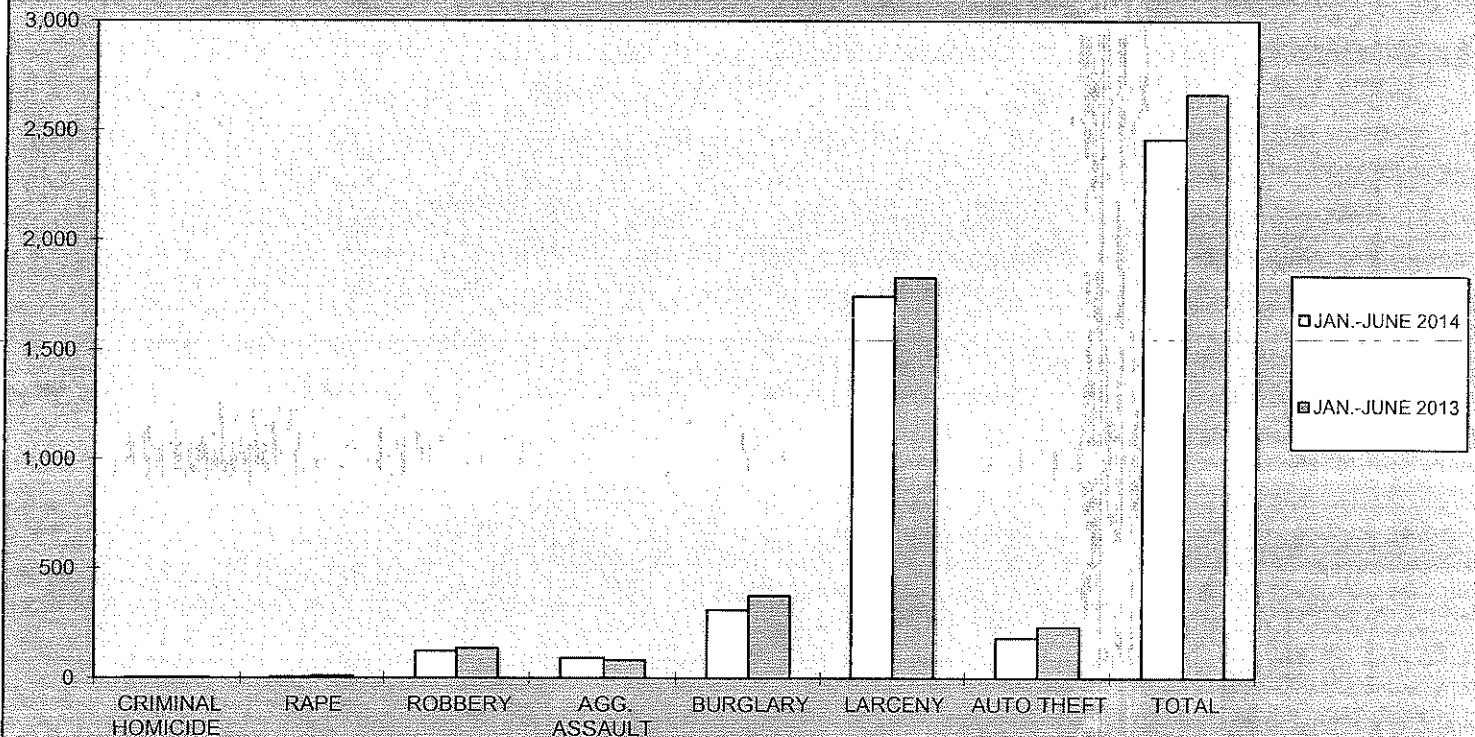


**2014
YEAR TO DATE CRIME COMPARISON**

ZONE 2

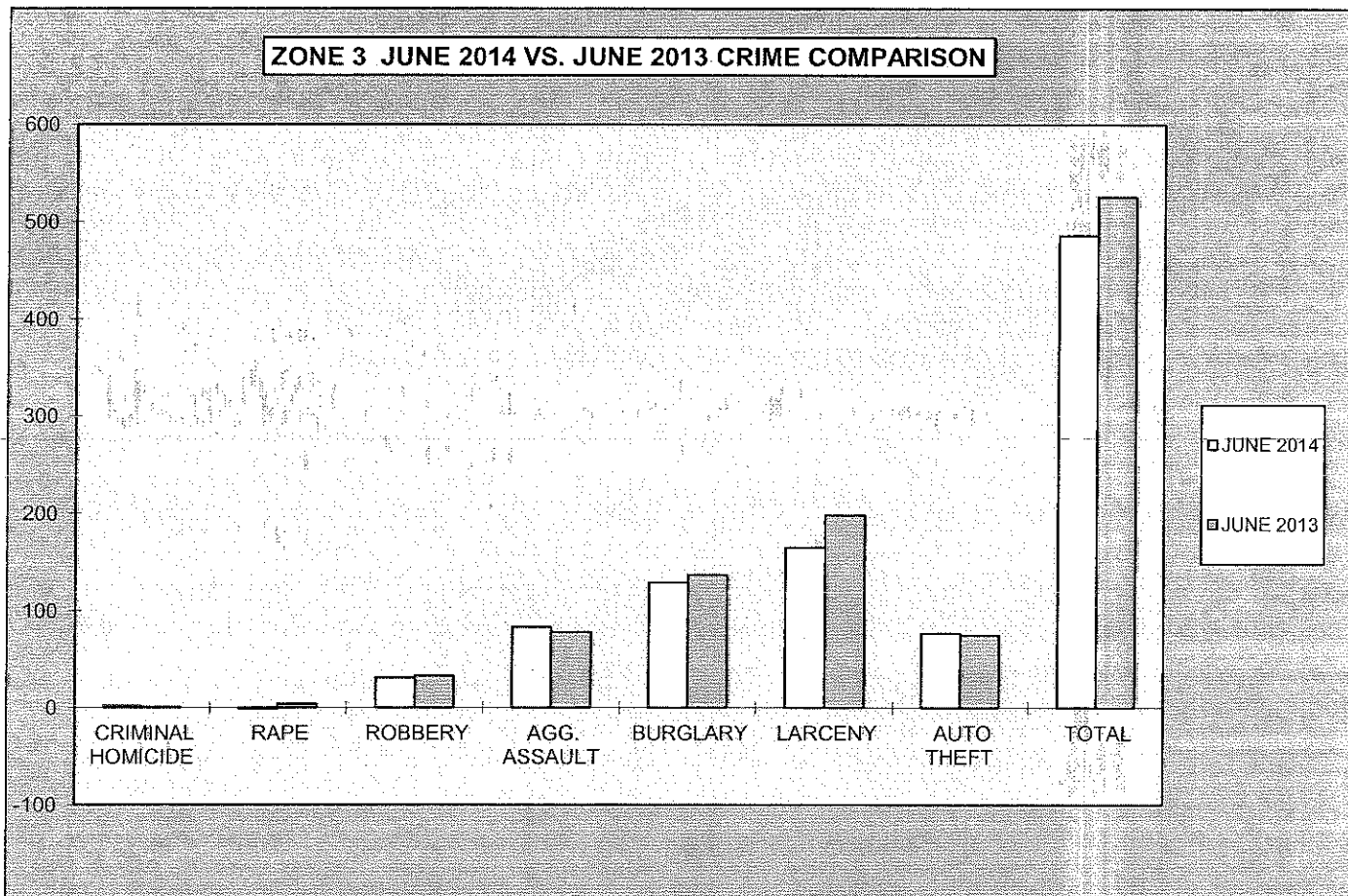
CRIME	JAN.-JUNE 2014	JAN.-JUNE 2013	# DIFFERENCE	% DIFFERENCE
CRIMINAL HOMICIDE	3	3	0	0%
RAPE	7	10	-3	-30%
ROBBERY	122	135	-13	-10%
AGG. ASSAULT	91	81	10	12%
BURGLARY	309	374	-65	-17%
RESIDENCE	211	290	-79	-27%
NON-RESIDENCE	98	84	14	17%
LARCENY	1,743	1,828	-85	-5%
POCKETPICKING	12	6	6	100%
PURSE SNATCHING	12	22	-10	-45%
SHOPLIFTING	415	393	22	6%
FROM MOTOR VEHICLES	833	908	-75	-8%
MOTOR VEH. PARTS/ACCESSORIES	76	103	-27	-26%
BICYCLES	12	7	5	71%
FROM BUILDINGS	206	204	2	1%
FROM COIN OPERATED MACHINES	1	0	1	100%
ALL OTHER	176	185	-9	-5%
AUTO THEFT	183	232	-49	-21%
TOTAL	2,458	2,663	-205	-8%

ZONE 2 YEAR TO DATE CRIME COMPARISON



**2014
MONTHLY CRIME COMPARISON**

ZONE 3				
CRIME	JUNE 2014	JUNE 2013	# DIFFERENCE	% DIFFERENCE
CRIMINAL HOMICIDE	2	1	1	100%
RAPE	-1	4	-5	-125%
ROBBERY	31	33	-2	-6%
AGG. ASSAULT	83	78	5	6%
BURGLARY	129	137	-8	-6%
RESIDENCE	106	118	-12	-10%
NON-RESIDENCE	23	19	4	21%
LARCENY	165	198	-33	-17%
POCKETPICKING	1	0	1	100%
PURSE SNATCHING	7	10	-3	-30%
SHOPLIFTING	19	27	-8	-30%
FROM MOTOR VEHICLES	74	69	5	7%
MOTOR VEH. PARTS/ACCESSORIES	15	20	-5	-25%
BICYCLES	1	2	-1	-50%
FROM BUILDINGS	10	17	-7	-41%
FROM COIN OPERATED MACHINES	0	0	0	0%
ALL OTHER	38	53	-15	-28%
AUTO THEFT	77	75	2	3%
TOTAL	486	526	-40	-8%

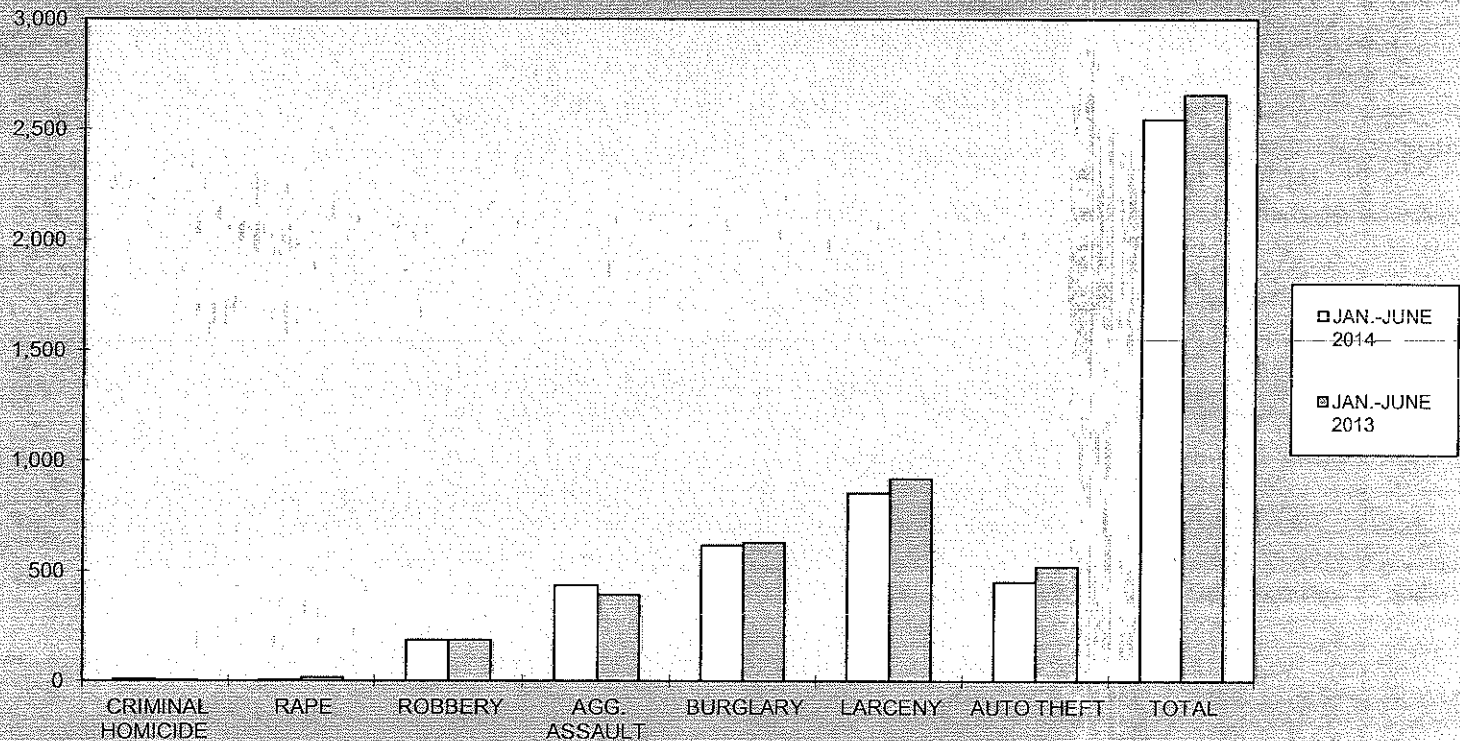


**2014
YEAR TO DATE CRIME COMPARISON**

ZONE 3

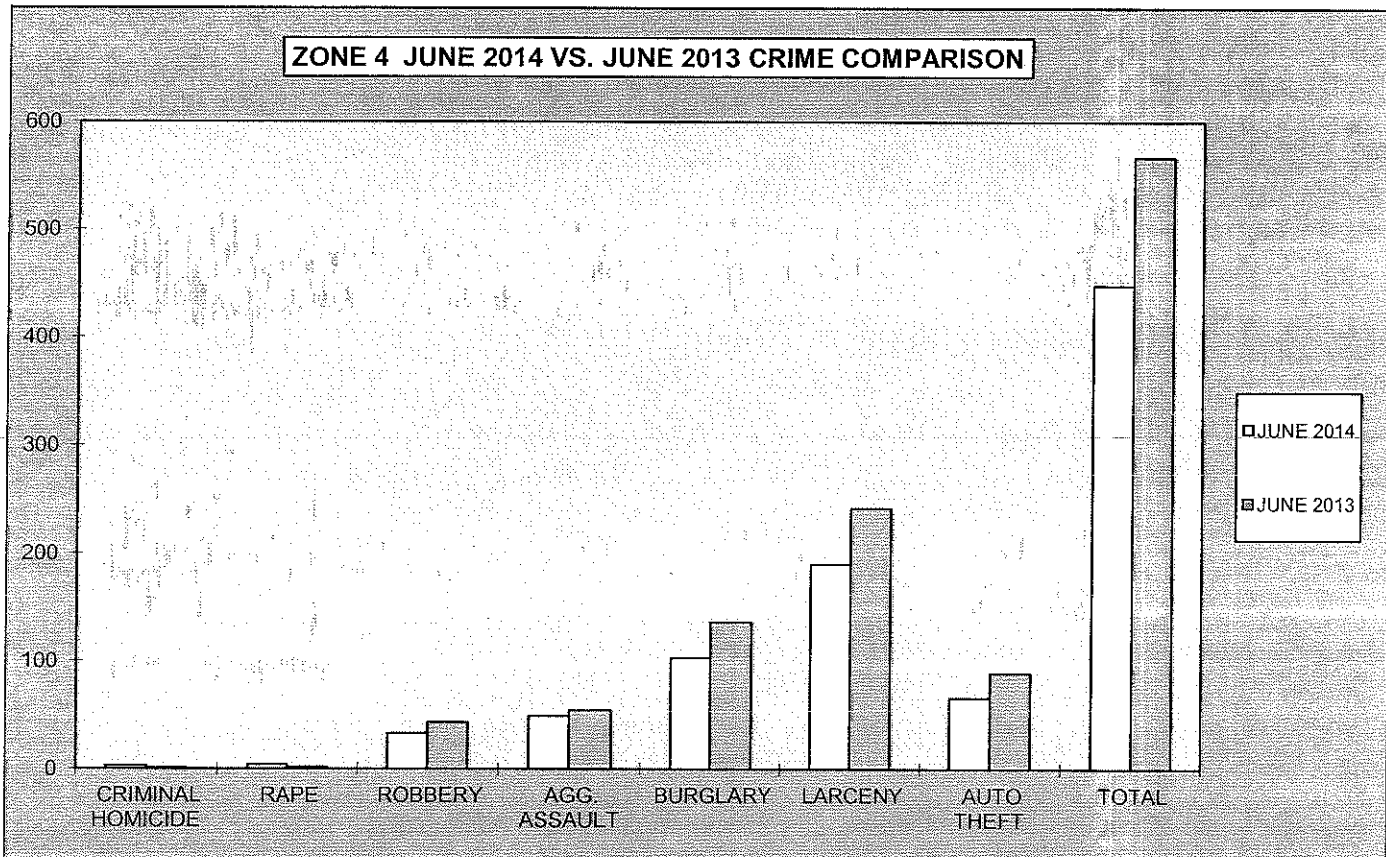
CRIME	JAN - JUNE 2014	JAN - JUNE 2013	# DIFFERENCE	% DIFFERENCE
CRIMINAL HOMICIDE	9	5	4	80%
RAPE	3	15	-12	-80%
ROBBERY	186	185	1	1%
AGG. ASSAULT	433	390	43	11%
BURGLARY	614	626	-12	-2%
RESIDENCE	500	549	-49	-9%
NON-RESIDENCE	114	77	37	48%
LARCENY	851	917	-66	-7%
POCKETPICKING	5	6	-1	-17%
PURSE SNATCHING	27	33	-6	-18%
SHOPLIFTING	123	101	22	22%
FROM MOTOR VEHICLES	360	321	39	12%
MOTOR VEH. PARTS/ACCESSORIES	92	96	-4	-4%
BICYCLES	6	7	-1	-14%
FROM BUILDINGS	78	109	-31	-28%
FROM COIN OPERATED MACHINES	1	0	1	100%
ALL OTHER	159	244	-85	-35%
AUTO THEFT	450	518	-68	-13%
TOTAL	2,546	2,656	-110	-4%

ZONE 3 YEAR TO DATE CRIME COMPARISON



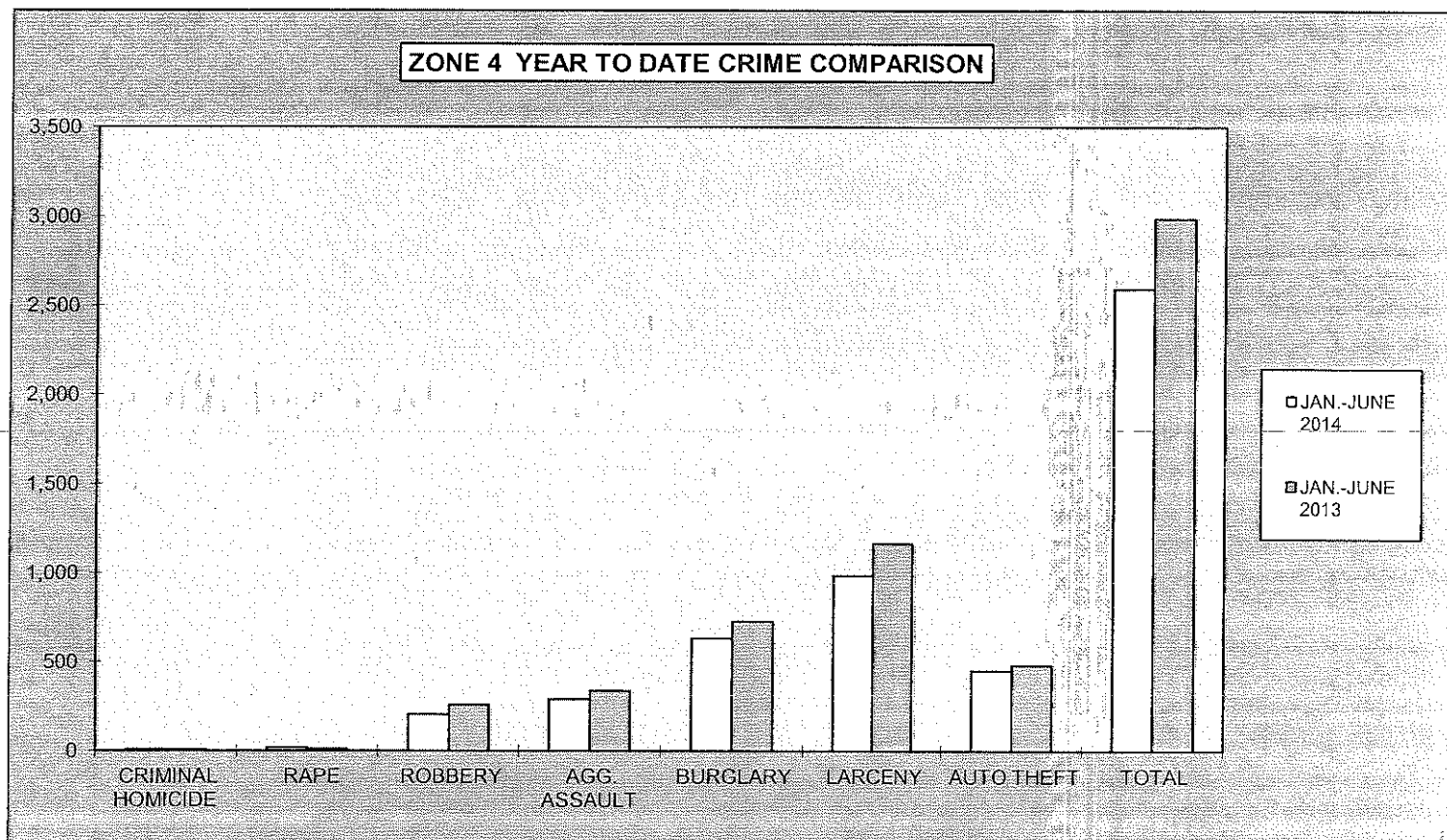
**2014
MONTHLY CRIME COMPARISON**

ZONE 4				
CRIME	JUNE 2014	JUNE 2013	# DIFFERENCE	% DIFFERENCE
CRIMINAL HOMICIDE	3	1	2	200%
RAPE	4	2	2	100%
ROBBERY	33	43	-10	-23%
AGG. ASSAULT	49	54	-5	-9%
BURGLARY	103	136	-33	-24%
RESIDENCE	92	121	-29	-24%
NON-RESIDENCE	11	15	-4	-27%
LARCENY	190	242	-52	-21%
POCKETPICKING	0	1	-1	-100%
PURSE SNATCHING	5	7	-2	-29%
SHOPLIFTING	29	73	-44	-60%
FROM MOTOR VEHICLES	69	61	8	13%
MOTOR VEH. PARTS/ACCESSORIES	19	18	1	6%
BICYCLES	3	1	2	200%
FROM BUILDINGS	25	30	-5	-17%
FROM COIN OPERATED MACHINES	0	1	-1	-100%
ALL OTHER	40	50	-10	-20%
AUTO THEFT	66	89	-23	-26%
TOTAL	448	567	-119	-21%



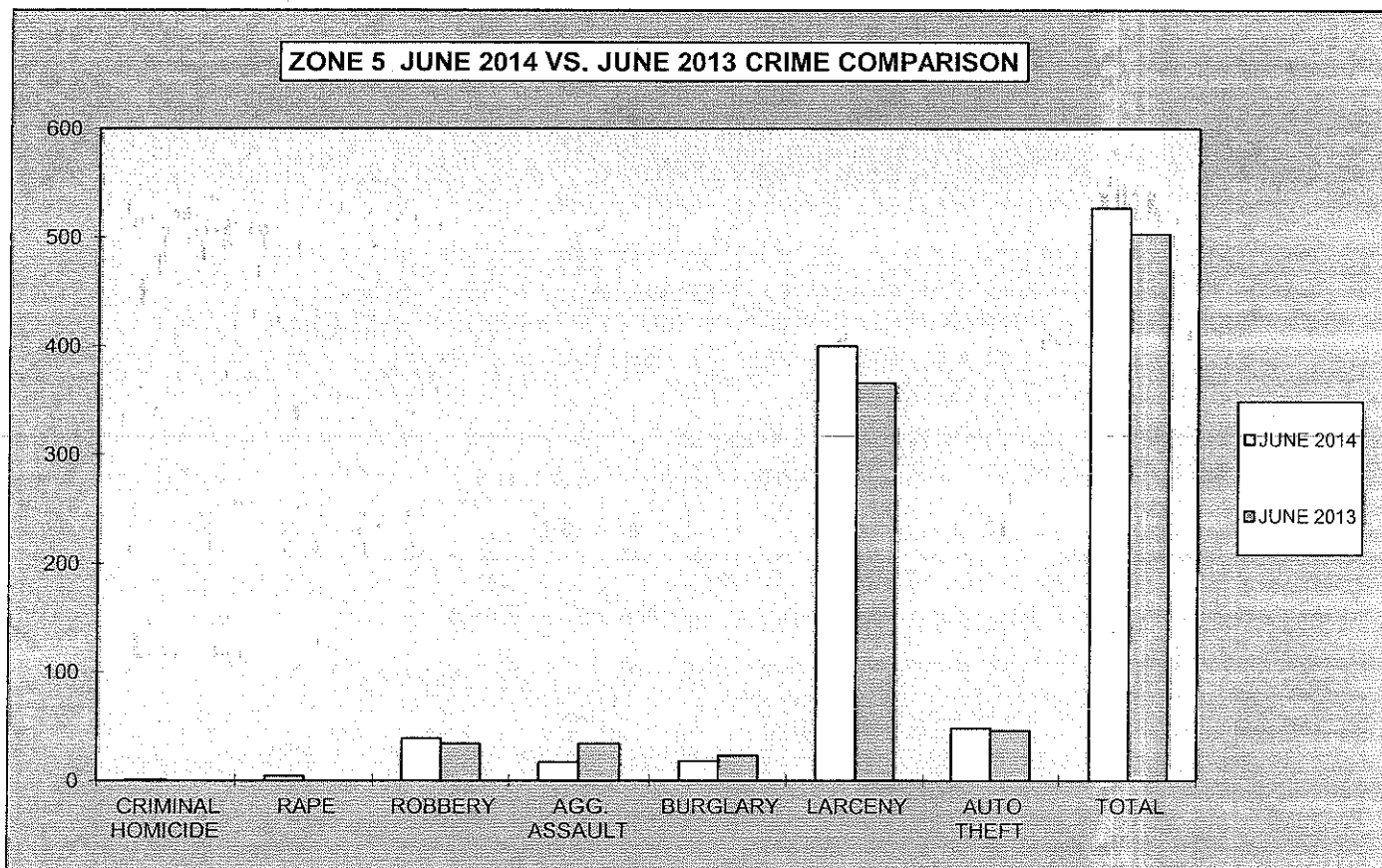
**2014
YEAR TO DATE CRIME COMPARISON**

ZONE 4					
CRIME	JAN - JUNE 2014	JAN - JUNE 2013	# DIFFERENCE	% DIFFERENCE	
CRIMINAL HOMICIDE	9	7	2	29%	
RAPE	19	11	8	73%	
ROBBERY	205	258	-53	-21%	
AGG. ASSAULT	289	336	-47	-14%	
BURGLARY	634	727	-93	-13%	
RESIDENCE	561	673	-112	-17%	
NON-RESIDENCE	73	54	19	35%	
LARCENY	986	1,166	-180	-15%	
POCKETPICKING	4	2	2	100%	
PURSE SNATCHING	28	47	-19	-40%	
SHOPLIFTING	194	285	-91	-32%	
FROM MOTOR VEHICLES	357	320	37	12%	
MOTOR VEH. PARTS/ACCESSORIES	89	94	-5	-5%	
BICYCLES	8	11	-3	-27%	
FROM BUILDINGS	131	128	3	2%	
FROM COIN OPERATED MACHINES	2	4	-2	-50%	
ALL OTHER	173	275	-102	-37%	
AUTO THEFT	452	482	-30	-6%	
TOTAL	2,594	2,987	-393	-13%	



**2014
MONTHLY CRIME COMPARISON**

ZONE 5				
CRIME	JUNE 2014	JUNE 2013	# DIFFERENCE	% DIFFERENCE
CRIMINAL HOMICIDE	1	0	1	100%
RAPE	4	0	4	100%
ROBBERY	39	34	5	15%
AGG. ASSAULT	17	34	-17	-50%
BURGLARY	18	23	-5	-22%
RESIDENCE	9	10	-1	-10%
NON-RESIDENCE	9	13	-4	-31%
LARCENY	400	366	34	9%
POCKETPICKING	1	3	-2	-67%
PURSE SNATCHING	8	13	-5	-38%
SHOPLIFTING	35	21	14	67%
FROM MOTOR VEHICLES	263	178	85	48%
MOTOR VEH. PARTS/ACCESSORIES	24	27	-3	-11%
BICYCLES	10	8	2	25%
FROM BUILDINGS	30	58	-28	-48%
FROM COIN OPERATED MACHINES	0	0	0	0%
ALL OTHER	29	58	-29	-50%
AUTO THEFT	48	46	2	4%
TOTAL	527	503	24	5%

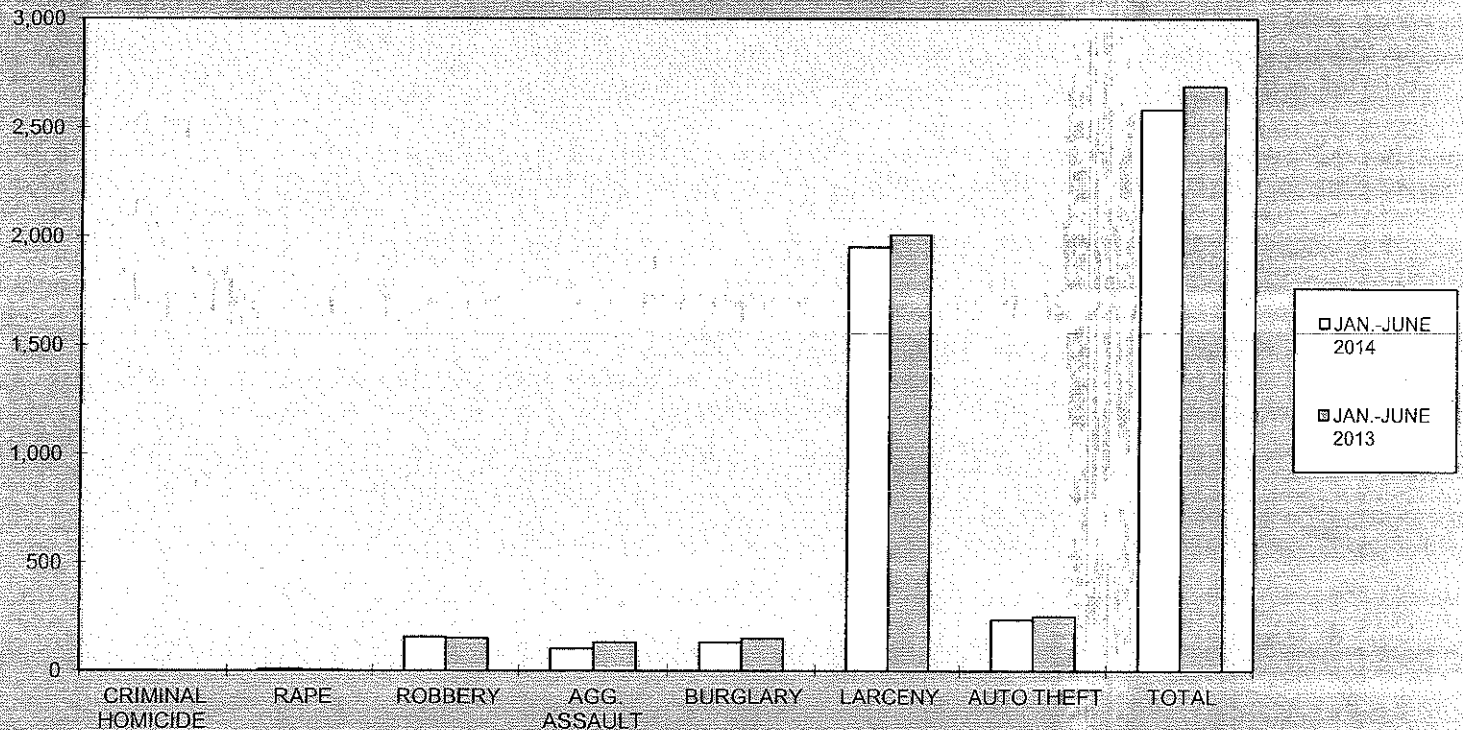


**2014
YEAR TO DATE CRIME COMPARISON**

ZONE 5

CRIME	JAN.-JUNE 2014	JAN.-JUNE 2013	# DIFFERENCE	% DIFFERENCE
CRIMINAL HOMICIDE	2	0	2	100%
RAPE	9	4	5	125%
ROBBERY	155	149	6	4%
AGG. ASSAULT	102	130	-28	-22%
BURGLARY	130	148	-18	-12%
RESIDENCE	71	83	-12	-14%
NON-RESIDENCE	59	65	-6	-9%
LARCENY	1,951	2,008	-57	-3%
POCKETPICKING	9	19	-10	-53%
PURSE SNATCHING	38	73	-35	-48%
SHOPLIFTING	180	135	45	33%
FROM MOTOR VEHICLES	1,207	1,075	132	12%
MOTOR VEH. PARTS/ACCESSORIES	91	160	-69	-43%
BICYCLES	52	40	12	30%
FROM BUILDINGS	208	271	-63	-23%
FROM COIN OPERATED MACHINES	1	5	-4	-80%
ALL OTHER	165	230	-65	-28%
AUTO THEFT	235	252	-17	-7%
TOTAL	2,584	2,691	-107	-4%

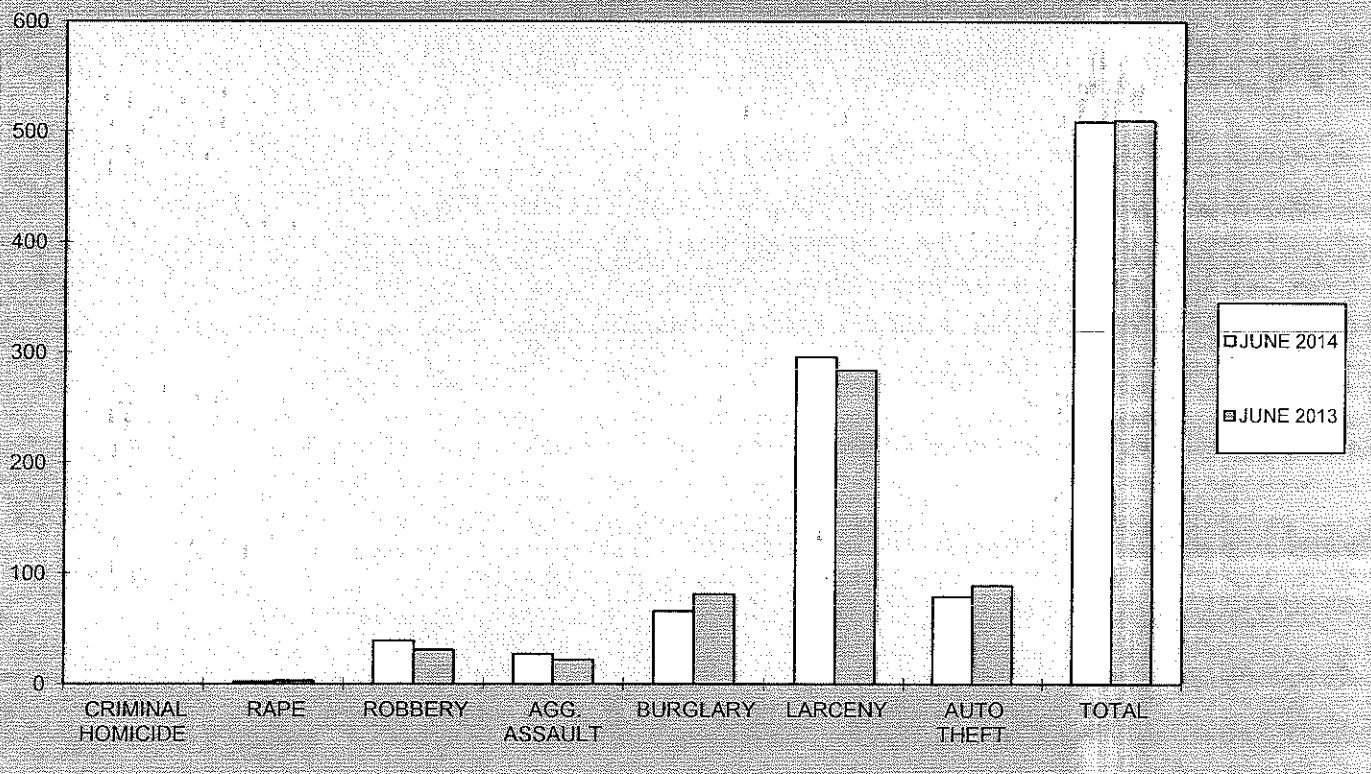
ZONE 5 YEAR TO DATE CRIME COMPARISON



**2014
MONTHLY CRIME COMPARISON**

ZONE 6					
CRIME	JUNE 2014	JUNE 2013	# DIFFERENCE	% DIFFERENCE	
CRIMINAL HOMICIDE	0	0	0	0%	
RAPE	2	3	-1	-33%	
ROBBERY	39	31	8	26%	
AGG. ASSAULT	27	22	5	23%	
BURGLARY	66	81	-15	-19%	
RESIDENCE	58	68	-10	-15%	
NON-RESIDENCE	8	13	-5	-38%	
LARCENY	296	284	12	4%	
POCKETPICKING	3	0	3	100%	
PURSE SNATCHING	7	5	2	40%	
SHOPLIFTING	26	23	3	13%	
FROM MOTOR VEHICLES	171	170	1	1%	
MOTOR VEH. PARTS/ACCESSORIES	13	13	0	0%	
BICYCLES	9	12	-3	-25%	
FROM BUILDINGS	25	17	8	47%	
FROM COIN OPERATED MACHINES	0	0	0	0%	
ALL OTHER	42	44	-2	-5%	
AUTO THEFT	79	89	-10	-11%	
TOTAL	509	510	-1	0%	

ZONE 6 JUNE 2014 VS. JUNE 2013 CRIME COMPARISON

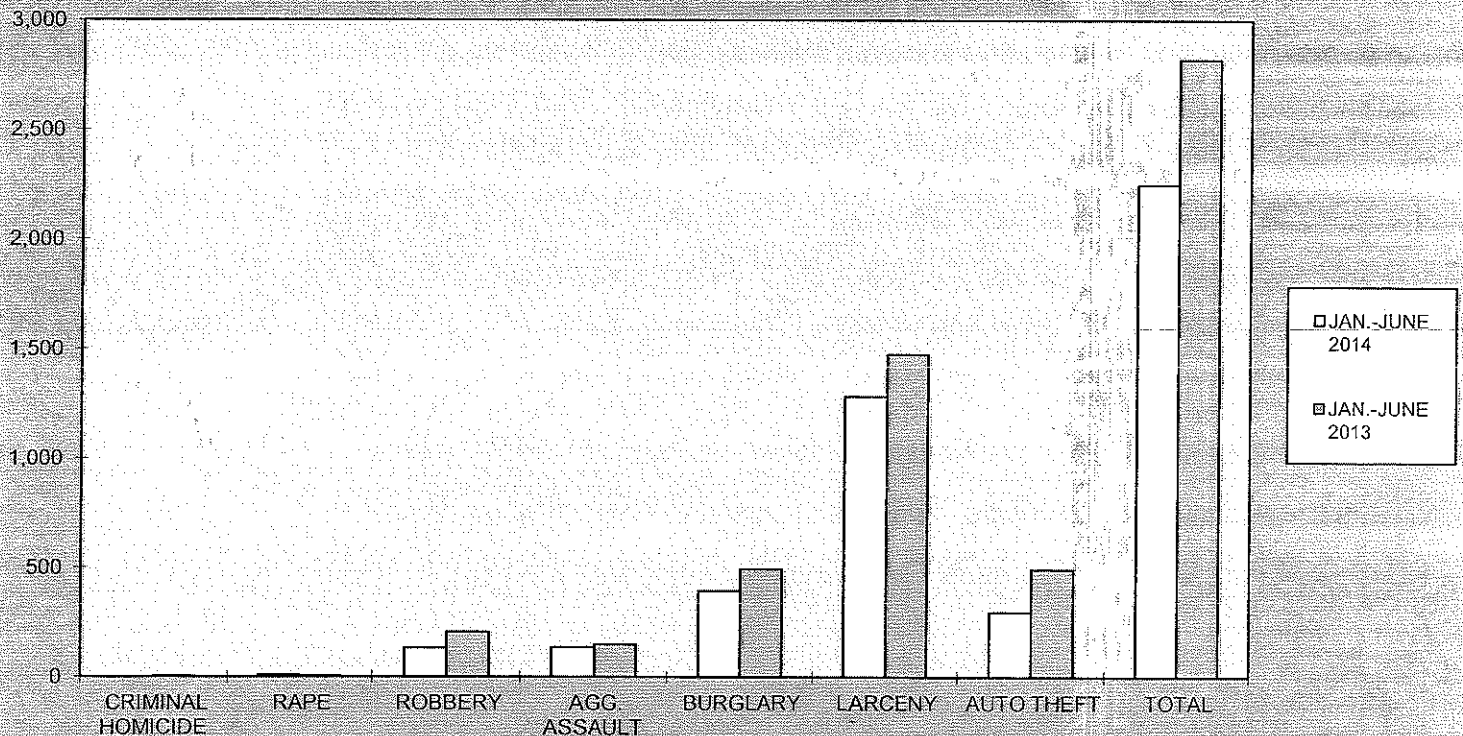


**2014
YEAR TO DATE CRIME COMPARISON**

ZONE 6

CRIME	JAN.-JUNE 2014	JAN.-JUNE 2013	# DIFFERENCE	% DIFFERENCE
CRIMINAL HOMICIDE	0	3	-3	-100%
RAPE	10	4	6	150%
ROBBERY	133	205	-72	-35%
AGG. ASSAULT	135	148	-13	-9%
BURGLARY	392	493	-101	-20%
RESIDENCE	327	409	-82	-20%
NON-RESIDENCE	65	84	-19	-23%
LARCENY	1,283	1,476	-193	-13%
POCKETPICKING	5	10	-5	-50%
PURSE SNATCHING	24	46	-22	-48%
SHOPLIFTING	189	229	-40	-17%
FROM MOTOR VEHICLES	710	773	-63	-8%
MOTOR VEH. PARTS/ACCESSORIES	69	104	-35	-34%
BICYCLES	44	41	3	7%
FROM BUILDINGS	103	84	19	23%
FROM COIN OPERATED MACHINES	4	0	4	100%
ALL OTHER	135	189	-54	-29%
AUTO THEFT	297	492	-195	-40%
TOTAL	2,250	2,821	-571	-20%

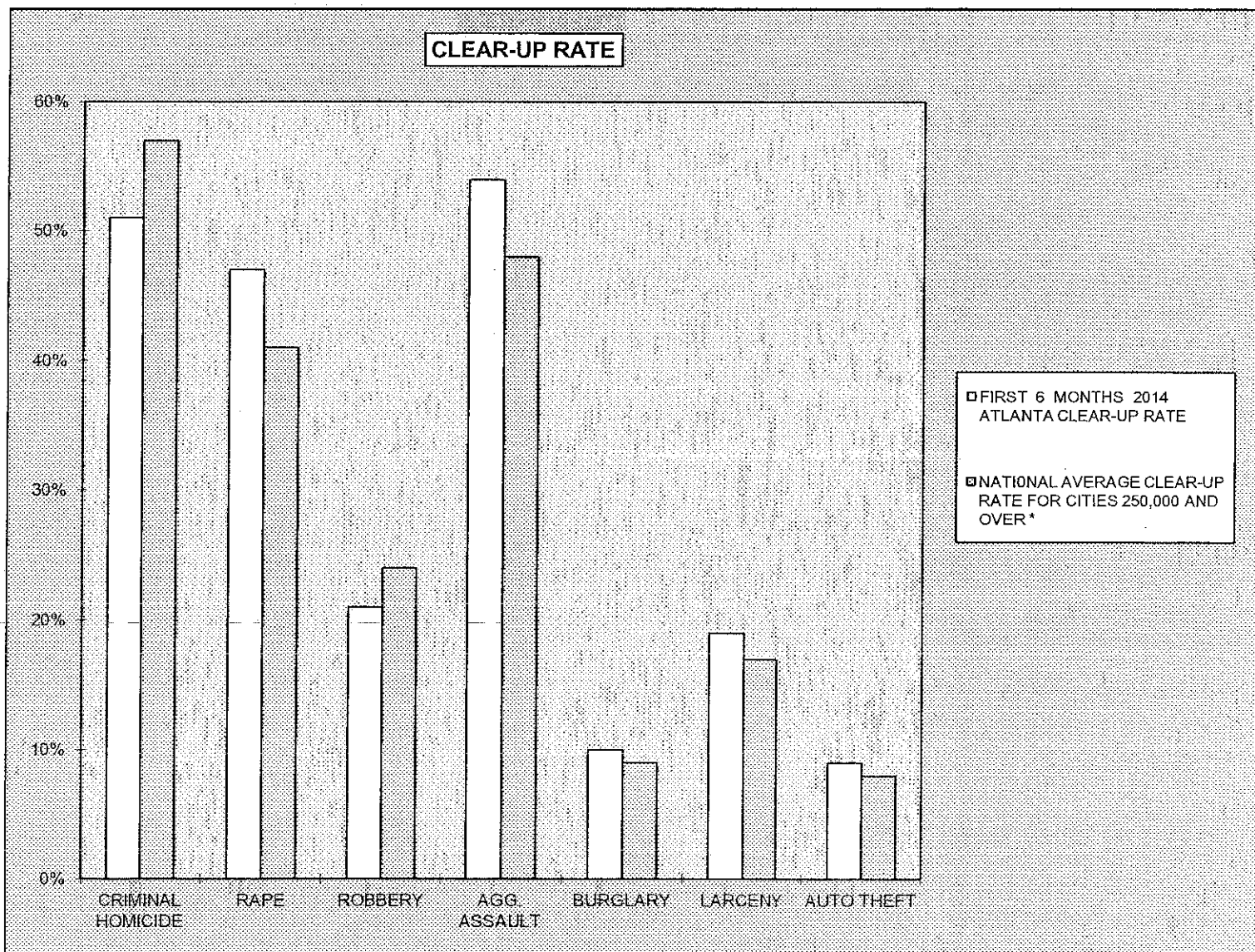
ZONE 6 YEAR TO DATE CRIME COMPARISON



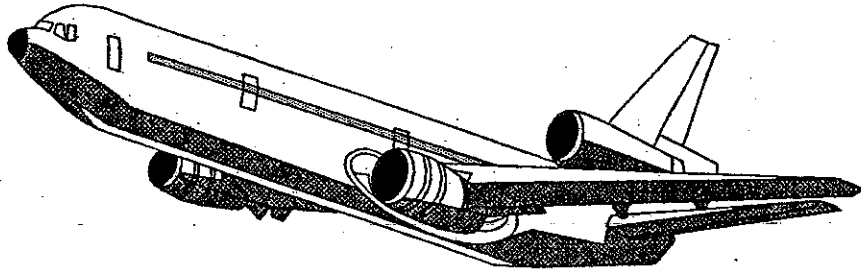
**2014
CRIME COMPARISON
CLEAR-UP RATE**

CRIME	FIRST 6 MONTHS 2014 ATLANTA CLEAR-UP RATE	NATIONAL AVERAGE CLEAR-UP RATE FOR CITIES 250,000 AND OVER *
CRIMINAL HOMICIDE	51%	57%
RAPE	47%	41%
ROBBERY	21%	24%
AGG. ASSAULT	54%	48%
BURGLARY	10%	9%
LARCENY	19%	17%
AUTO THEFT	9%	8%

* National Average for Cities 250,000 and Over Based on Latest Annual (2012) FBI Uniform Crime Report



APD



The Atlanta Airport
UNIFORM CRIME REPORTING



JUNE 2014

SUPPORT SERVICES DIVISION
INFORMATION SERVICES SECTION

RETURN A - MONTHLY RETURN OF OFFENSES KNOWN TO THE POLICE

1-720b (Rev. 8-30-94)
OMB No. 1110-0001

This report is authorized by law Title 28, Section 534, U. S. Code. While you are not required to respond, your cooperation in forwarding this report by the 7th day after the close of the month to Uniform Crime Reports, Federal Bureau of Investigation, Washington, D.C. 20535, will assist in compiling comprehensive, accurate national crime figures on a timely basis.

1	2	3	4	5	6
CLASSIFICATION OF OFFENSES	OFFENSES REPORTED OR KNOWN TO POLICE (INCLUDE "UNFOUNDED" AND ATTEMPTS)	UNFOUNDED, I.E., FALSE OR BASELESS COMPLAINTS	NUMBER OF ACTUAL OFFENSES (COLUMN 2 MINUS COLUMN 3) INCLUDE ATTEMPTS	TOTAL OFFENSES CLEARED BY ARREST OR EXCEPTIONAL MEANS (INCLUDES COL. 6)	NUMBER OF CLEARANCES INVOLVING ONLY PERSONS UNDER 18 YEARS OF AGE
1. CRIMINAL HOMICIDE					
a. MURDER AND NONNEGLIGENT HOMICIDE	0	0	0	0	0
b. MANSLAUGHTER BY NEGLIGENCE					
2. FORCIBLE RAPE TOTAL	0	0	0	0	0
a. Rape by Force	0	0	0	0	0
b. Attempts to commit Forcible Rape	0	0	0	0	0
3. ROBBERY TOTAL	0	0	0	0	0
a. Firearm	0	0	0	0	0
b. Knife or Cutting Instrument	0	0	0	0	0
c. Other Dangerous Weapon	0	0	0	0	0
d. Strong-Arm (Hands, Fists, Feet, etc.)	0	0	0	0	0
4. ASSAULT TOTAL	6	0	6	4	0
a. Firearm	0	0	0	0	0
b. Knife or cutting instrument	0	0	0	0	0
c. Other Dangerous Weapon	0	0	0	0	0
d. Strong-Arm	0	0	0	0	0
e. Other Assaults - Simple, Not Aggravated	6	0	6	4	0
5. BURGLARY TOTAL	2	0	2	0	0
a. Forcible Entry	2	0	2	0	0
b. Unlawful Entry - No Force	0	0	0	0	0
c. Attempted Forcible Entry	0	0	0	0	0
6. LARCENY THEFT TOTAL (except Motor Vehicle Theft)	30	0	30	2	0
7. MOTOR VEHICLE THEFT TOTAL	6	0	6	0	0
a. Autos	6	0	6	0	0
b. Trucks and Buses	0	0	0	0	0
c. Other Vehicles	0	0	0	0	0
GRAND TOTAL	44	0	44	6	0

CHECKING ANY OF THE APPROPRIATE BLOCKS BELOW WILL ELIMINATE YOUR NEED TO SUBMIT REPORTS WHEN THE VALUES ARE ZERO. THIS WILL ALSO AID THE NATIONAL PROGRAM IN ITS QUALITY CONTROL EFFORTS.

NO SUPPLEMENTARY HOMICIDE REPORT SUBMITTED SINCE NO MURDERS, JUSTIFIABLE HOMICIDES, OR MANSLAUGHTER BY NEGLIGENCE OCCURRED IN THIS JURISDICTION DURING THE MONTH.

NO SUPPLEMENT TO RETURN A REPORT SINCE NO CRIME OFFENSES OR RECOVERY OF PROPERTY REPORTED DURING THE MONTH.

NO LAW ENFORCEMENT OFFICERS KILLED OR ASSAULTED REPORT SINCE NONE OF THE OFFICERS WERE ASSAULTED OR KILLED DURING THE MONTH.

NO AGE, SEX, AND RACE OF PERSONS ARRESTED UNDER 18 YEARS OF AGE REPORT SINCE NO ARRESTS OF PERSONS WITHIN THIS AGE GROUP.

NO AGE, SEX, AND RACE OF PERSONS ARRESTED 18 YEARS OF AGE AND OVER REPORT SINCE NO ARRESTS OF PERSONS WITHIN THIS AGE GROUP.

NO MONTHLY RETURN OF ARSON OFFENSES KNOWN TO LAW ENFORCEMENT REPORT SINCE NO ARSONS OCCURRED.

DO NOT USE THIS SPACE

INITIALS

RECORDED

EDITED

ENTERED

ADJUSTED

CORRECTED

* TOTALS INCLUDE PREVIOUS OFFENSES

JUNE 2014

Month and Year of Report

GA 060240X

Agency Identifier

JULY 16, 2014

Date

ATLANTA AIRPORT POLICE - GEORGIA

Agency and State

Nail J. King LIEUTENANT

Prepared By

Title

George M. Jones CHIEF

Chief, Commissioner, Sheriff, or Superintendent

PROPERTY STOLEN BY CLASSIFICATION

CLASSIFICATION	DATA ENTRY	Number of Actual Offenses (Column 4 Return A)	Monetary Value of Property Stolen
1. MURDER AND NONNEGLIGENT MANSLAUGHTER	12	0	\$ 0.00
2. FORCIBLE RAPE	20	0	\$ 0.00
3. ROBBERY			
(a) HIGHWAY (streets, alleys, etc.)	31	0	0.00
(b) COMMERCIAL HOUSE (except c, d, and f)	32	0	0.00
(c) GAS OR SERVICE STATION	33	0	0.00
(d) CONVENIENCE STORE	34	0	0.00
(e) RESIDENCE (anywhere on premises)	35	0	0.00
(f) BANK	36	0	0.00
(g) MISCELLANEOUS	37	0	0.00
TOTAL ROBBERY	30	0	\$ 0.00
5. BURGLARY - BREAKING OR ENTERING			
(a) RESIDENCE (dwelling)			
(1) NIGHT (6 p.m. - 6 a.m.)	51	0	0.00
(2) DAY (6 a.m. - 6 p.m.)	52	0	0.00
(3) UNKNOWN	53	0	0.00
(b) NON-RESIDENCE (store, office, etc.)			
(1) NIGHT (6 p.m. - 6 a.m.)	54	1	8,000.00
(2) DAY (6 a.m. - 6 p.m.)	55	1	1,900.00
(3) UNKNOWN	56	0	0.00
TOTAL BURGLARY	50	2	\$ 9,900.00
6. LARCENY - THEFT (Except Motor Vehicle Theft)			
(a) \$200 AND OVER	61	13	17,213.00
(b) \$50 TO \$200	62	2	221.00
(c) UNDER \$50	63	15	67.00
TOTAL LARCENY (Same as Item 6X)	60	30	\$ 17,501.00
7. MOTOR VEHICLE THEFT (Include Alleged Joy Ride)	70	6	\$ 144,000.00
GRAND TOTAL - ALL ITEMS	77		\$ 171,401.00
ADDITIONAL ANALYSIS OF LARCENY AND MOTOR VEHICLE THEFT			
6X. NATURE OF LARCENIES UNDER ITEM 6			
(a) POCKET-PICKING	81	1	0.00
(b) PURSE-SNATCHING	82	0	0.00
(c) SHOPLIFTING	83	3	336.00
(d) FROM MOTOR VEHICLES (except e)	84	3	1,691.00
(e) MOTOR VEHICLE PARTS AND ACCESSORIES	85	2	351.00
(f) BICYCLES	86	0	0.00
(g) FROM BUILDING (except c and h)	87	10	5,727.00
(h) FROM ANY COIN-OPERATED MACHINES (parking meters, etc.)	88	0	0.00
(i) ALL OTHER	89	11	9,396.00
TOTAL LARCENIES (Same as Item 6)	80	30	\$ 17,501.00
7X. MOTOR VEHICLES RECOVERED			
(a) STOLEN LOCALLY AND RECOVERED LOCALLY	91	0	
(b) STOLEN LOCALLY AND RECOVERED BY OTHER JURISDICTIONS	92	0	
(c) TOTAL LOCALLY STOLEN MOTOR VEHICLES RECOVERED (a & b)	93	0	
(d) STOLEN IN OTHER JURISDICTIONS AND RECOVERED LOCALLY	90	1	

SUPPLEMENT TO RETURN A
MONTHLY RETURN OF OFFENSES KNOWN TO THE POLICE

1-706 (Rev.8-30-94)
Form Approved
OMB No. 1110-0007

This report is authorized by law, Title 28, Section 534, U.S. Code. While you are not required to respond, your cooperation in submitting this report with the Return A will assist the FBI in compiling comprehensive, accurate figures on a timely basis.

This form deals with the nature of crime and the monetary value of property stolen and recovered. The total offenses recorded on the form should be the same as the number of actual offenses listed in Column 4 of the Return A for each crime class. Include attempted crimes on this form, but do not include unfounded offenses. If you cannot complete the report in all areas, please record as much information as is available. Tally sheets will be sent upon request.

PROPERTY BY TYPE AND VALUE

Type of Property (1)	Data Entry	Monetary Value of Property Stolen in Your Jurisdiction	
		Stolen (2)	Recovered (3)
(A) Currency, Notes, Etc.		\$ 470.00	\$ 0.00
(B) Jewelry and Precious Metals	02	975.00	0.00
(C) Clothing and Furs	03	4,310.00	0.00
(D) Locally Stolen Motor Vehicles	04	144,000.00	0.00
(E) Office Equipment	05	0.00	0.00
(F) Televisions, Radios, Stereos, Etc.	06	7,796.00	0.00
(G) Firearms	07	0.00	0.00
(H) Household Goods	08	0.00	0.00
(I) Consumable Goods	09	0.00	0.00
(J) Livestock	10	0.00	0.00
(K) Miscellaneous	11	13,850.00	0.00
TOTAL	00	\$ 171,401.00	\$ 0.00

The total of this column should agree with the Grand Total (DATA ENTRY 77) shown on page 2.

Include in this column all property recovered even though stolen in prior months. The above is an accounting for only that property stolen in your jurisdiction. This will include property recovered for you by other jurisdictions, but not property you recover for them.

JULY 16, 2014

DATE

Nail J. King

LIEUTENANT

PREPARED BY

TITLE

George N. Jones CHIEF

CHIEF, COMMISSIONER, SHERIFF OR SUPERINTENDENT

JUNE 2014

Month and Year of Report

GA 060240X

Agency Identifier

ATLANTA AIRPORT POLICE - GEORGIA

Agency and State

ATLANTA AIRPORT POLICE
 AGE, SEX, AND RACE OF PERSONS ARRESTED
 17 YEARS OF AGE AND OVER

MONTH JUNE

YEAR 2014

CLASSIFICATION OF OFFENSES	SEX	AGE OF PERSON ARRESTED															TOTAL	RACE				ETHNIC		
		17	18	19	20	21	22	23	24 29	30 34	35 39	40 44	45 49	50 54	55 59	60 64		65 UP	White	Black	Native Amer.	Asian/Pacific	Whi. Hispanic	Blck Hispanic
Murder/Nonnegligent Manslaughter	01a M																	0						
	F																	0						
Manslaughter by Negligence	01b M																	0						
	F																	0						
Forcible Rape	02 M																	0						
	F																	0						
Robbery	03 M																	0						
	F																	0						
Aggravated Assault	04 M																	0						
	F																	0						
Burglary- Breaking or Entering	05 M																	0						
	F																	0						
Larceny - Theft (except Motor Vehicle Theft)	06 M													1				1						
	F																	0		1				
Motor Vehicle Theft	07 M																	0						
	F																	0						
Other Assaults	08 M													1				1						
	F										1							1	2					
Arson	09 M																	0						
	F																	0						
Forgery and Counterfeiting	10 M																	0						
	F																	0						
Fraud	11 M																	0						
	F																	0						
Embezzlement	12 M																	0						
	F																	0						
Stolen Property, Buying, Receiving, Possessing	13 M																	0						
	F																	0						
Vandalism	14 M																	0						
	F																	0						
Weapons	15 M								1	1	2	1	3	1	2			11						
	F																	0	8	3				

- 36 -

ATLANTA AIRPORT POLICE
AGE, SEX, AND RACE OF PERSONS ARRESTED
17 YEARS OF AGE AND OVER

MONTH JUNE

YEAR 2014

CLASSIFICATION OF OFFENSES	SEX	AGE OF PERSON ARRESTED																TOTAL	RACE				ETHNIC	
		17	18	19	20	21	22	23	24 29	30 34	35 39	40 44	45 49	50 54	55 59	60 64	65 UP		White	Black	Native Amer.	Asian/Pacific	Whi. Hispanic	Blck Hispanic
Prostitution and Commercialized Vice	M																	0						
	F																	0						
Sex Offenses (except Rape and Prostitution)	M																	0						
	F																	0						
Drug Abuse Violations Grand Total	M	0	0	0	0	0	0	0	0	0	0	0	0	0	0	1	0	1						
	F	0	0	0	0	0	0	0	0	0	0	0	0	0	0	0	0	0	0	1	0	0	0	0
(1) Sale/Manufacturing Subtotal	M	0	0	0	0	0	0	0	0	0	0	0	0	0	0	0	0	0	0	0	0	0	0	0
	F	0	0	0	0	0	0	0	0	0	0	0	0	0	0	0	0	0	0	0	0	0	0	0
Opium or Cocaine and their derivatives	M																	0						
	F																	0						
Marijuana	M																	0						
	F																	0						
Synthetic Narcotics	M																	0						
	F																	0						
Other Dangerous Non-Narcotic Drugs	M																	0						
	F																	0						
(2) Possession Subtotal	M	0	0	0	0	0	0	0	0	0	0	0	0	0	0	1	0	1						
	F	0	0	0	0	0	0	0	0	0	0	0	0	0	0	0	0	0	0	1	0	0	0	0
Opium or Cocaine and their derivatives	M																	0						
	F																	0						
Marijuana	M															1		1						
	F																	0	1					
Synthetic Narcotics	M																	0						
	F																	0						
Other Dangerous Non-Narcotic Drugs	M																	0						
	F																	0						
Gambling Total	M	0	0	0	0	0	0	0	0	0	0	0	0	0	0	0	0	0						
	F	0	0	0	0	0	0	0	0	0	0	0	0	0	0	0	0	0	0	0	0	0	0	0
Bookmaking	M																	0						
	F																	0						
Numbers and Lottery	M																	0						
	F																	0						

-36a-

ATLANTA AIRPORT POLICE
AGE, SEX, AND RACE OF PERSONS ARRESTED
17 YEARS OF AGE AND OVER

MONTH JUNE

YEAR 2014

CLASSIFICATION OF OFFENSES	SEX	AGE OF PERSON ARRESTED															TOTAL	RACE				ETHNIC		
		17	18	19	20	21	22	23	24 29	30 34	35 39	40 44	45 49	50 54	55 59	60 64		65 UP	White	Black	Native Amer.	Asian/Pacific	Whi. Hispanic	Blck Hispanic
All Other Gambling	M																	0						
	F																	0						
Offenses Against Family And Children	M																	0						
	F																	0						
Driving Under the Influence	M																	0						
	F																	0						
Liquor Laws	M																	0						
	F																	0						
Drunkenness	M								1									1						
	F																	0	1					
Disorderly Conduct	M											1	1					2						
	F																	0		2				
Vagrancy	M																	0						
	F																	0						
All Other Offenses (except Traffic)	M					1		3	7	4	6	4	3	7	8	5	48	1	7	41		1		
	F												1					1						
Suspicion	M																	0						
	F																	0						
TOTAL		0	0	0	0	0	1	0	5	8	7	7	8	8	9	9	5	67	18	48	0	1	0	0

JUNE 2014

Month and Year of Report

GA 060240X

Agency Identifier

JULY 16, 2014

Date

Nail J. King
Prepared By

LIEUTENANT

Title

ATLANTA AIRPORT POLICE - GEORGIA

Agency and State

George N. Jones
Chief, Commissioner, Sheriff, or Superintendent

CHIEF

-36b-

ATLANTA AIRPORT POLICE
 AGE, SEX, AND RACE OF PERSONS ARRESTED
 16 YEARS OF AGE AND UNDER

MONTH JUNE

YEAR 2014

CLASSIFICATION OF OFFENSES	SEX	AGE						RACE				ETHNIC		
		09	1012	1314	15	16	TOTAL	White	Black	Native Amer.	Asian/Pacific	Whi. Hispanic	Blck Hispanic	
Murder/Nonnegligent Manslaughter	01a	M					0							
	F						0							
Manslaughter by Negligence	01b	M					0							
	F						0							
Forcible Rape	02	M					0							
	F						0							
Robbery	03	M					0							
	F						0							
Aggravated Assault	04	M					0							
	F						0							
Burglary- Breaking or Entering	05	M					0							
	F						0							
Larceny - Theft (except Motor Vehicle Theft)	06	M					0							
	F						0							
Motor Vehicle Theft	07	M					0							
	F						0							
Other Assaults	08	M					0							
	F						0							
Arson	09	M					0							
	F						0							
Forgery and Counterfeiting	10	M					0							
	F						0							
Fraud	11	M					0							
	F						0							
Embezzlement	12	M					0							
	F						0							
Stolen Property, Buying, Receiving, Possessing	13	M					0							
	F						0							
Vandalism	14	M					0							
	F						0							
Weapons	15	M					0							
	F						0							
Prostitution and Commercialized Vice	16	M					0							
	F						0							

-36C-

**ATLANTA AIRPORT POLICE
AGE, SEX, AND RACE OF PERSONS ARRESTED
16 YEARS OF AGE AND UNDER**

MONTH JUNE

YEAR 2014

CLASSIFICATION OF OFFENSES	SEX	AGE						RACE				ETHNIC		
		0	10	13	15	16	TOTAL	White	Black	Native Amer.	Asian/Pacific	Whi. Hispanic	Blck Hispanic	
		9	12	14										
Sex Offenses (except Rape and Prostitution)	17	M					0							
	F						0							
Drug Abuse Violations	18	M	0	0	0	0	0							
	F	0	0	0	0	0	0	0	0	0	0	0	0	0
(1) Sale/Manufacturing Subtotal	180	M	0	0	0	0	0							
	F	0	0	0	0	0	0	0	0	0	0	0	0	0
Opium or Cocaine and their Derivatives	a	M					0							
	F						0							
Marijuana	b	M					0							
	F						0							
Synthetic Narcotics	c	M					0							
	F						0							
Other Dangerous Non-Narcotic Drugs	d	M					0							
	F						0							
(2) Possession Subtotal	185	M	0	0	0	0	0							
	F	0	0	0	0	0	0	0	0	0	0	0	0	0
Opium or Cocaine and their Derivatives	e	M					0							
	F						0							
Marijuana	f	M					0							
	F						0							
Synthetic Narcotics	g	M					0							
	F						0							
Other Dangerous Non-Narcotic Drugs	h	M					0							
	F						0							
Gambling Total	19	M	0	0	0	0	0							
	F	0	0	0	0	0	0	0	0	0	0	0	0	0
Bookmaking	a	M					0							
	F						0							
Numbers and Lottery	b	M					0							
	F						0							
All Other Gambling	c	M					0							
	F						0							
Offenses Against Family and Children	20	M					0							
	F						0							

-362-

ATLANTA AIRPORT POLICE
 AGE, SEX, AND RACE OF PERSONS ARRESTED
 16 YEARS OF AGE AND UNDER

MONTH JUNE
 YEAR 2014

CLASSIFICATION OF OFFENSES	SEX	AGE						RACE				ETHNIC	
		09	1012	1314	15	16	TOTAL	White	Black	Native Amer.	Asian/Pacific	Whi. Hispanic	Blck Hispanic
Driving Under the Influence 21	M						0						
	F						0						
Liquor Laws 22	M						0						
	F						0						
Drunkenness 23	M						0						
	F						0						
Disorderly Conduct 24	M						0						
	F						0						
Vagrancy 25	M						0						
	F						0						
All Other Offenses (except Traffic) 26	M						0						
	F						0						
Suspicion 27	M						0						
	F						0						
Curfew and Loitering 28	M						0						
	F						0						
Run-Aways 29	M						0						
	F						0						
Total		0	0	0	0	0	0	0	0	0	0	0	0

-36-

JUNE 2014
 Month and Year of Report

GA 060240X
 Agency Identifier

JULY 16, 2014
 Date

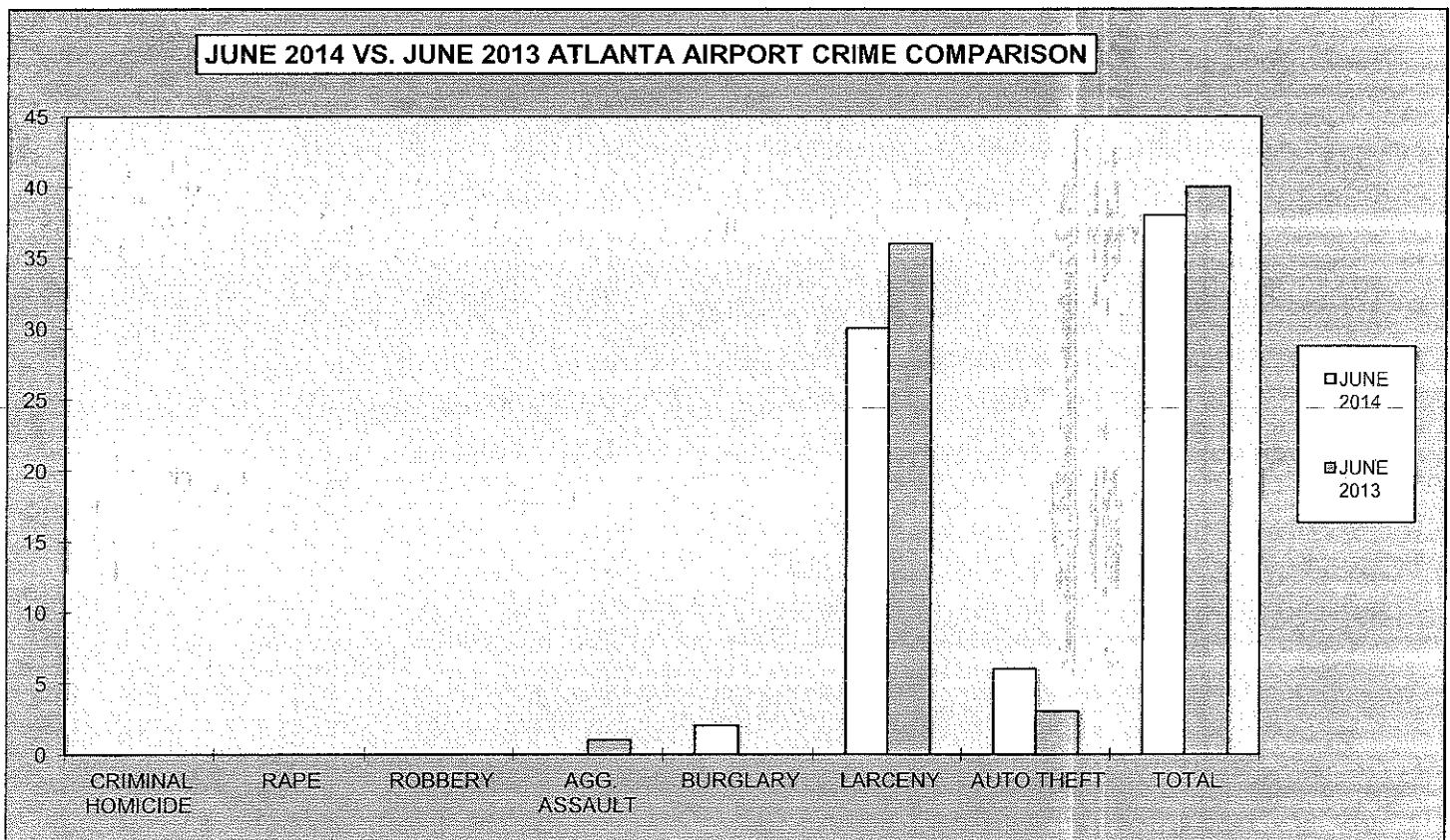
ATLANTA AIRPORT POLICE - GEORGIA
 Agency and State

Nail J. King LIEUTENANT
 Prepared By

George N. Jones CHIEF
 Chief, Commissioner, Sheriff, or Superintendent

**2014
ATLANTA AIRPORT
MONTHLY CRIME COMPARISON**

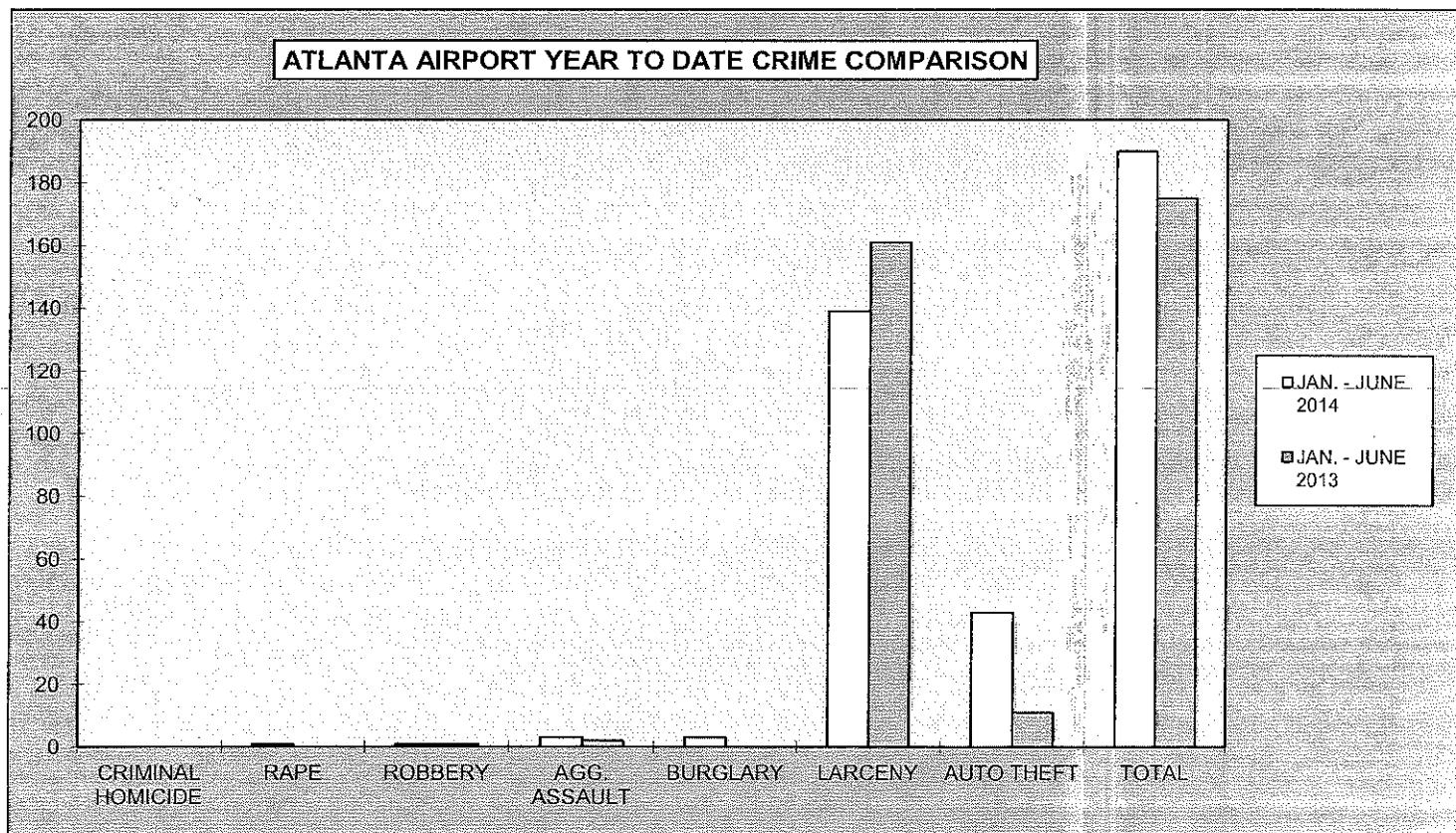
CRIME	JUNE 2014	JUNE 2013	# DIFFERENCE	% DIFFERENCE
CRIMINAL HOMICIDE	0	0	0	0%
RAPE	0	0	0	0%
ROBBERY	0	0	0	0%
AGG. ASSAULT	0	1	-1	-100%
BURGLARY	2	0	2	100%
RESIDENCE	0	0	0	0%
NON-RESIDENCE	2	0	2	100%
LARCENY	30	36	-6	-17%
POCKETPICKING	1	0	1	100%
PURSE SNATCHING	0	1	-1	-100%
SHOPLIFTING	3	1	2	200%
FROM MOTOR VEHICLES	3	1	2	200%
MOTOR VEH. PARTS/ACCESSORIES	2	0	2	100%
BICYCLES	0	0	0	0%
FROM BUILDINGS	10	10	0	0%
FROM COIN OPERATED MACHINES	0	0	0	0%
ALL OTHER	11	23	-12	-52%
AUTO THEFT	6	3	3	100%
TOTAL	38	40	-2	-5%



2014
ATLANTA AIRPORT
YEAR TO DATE CRIME COMPARISON


FIRST 6 MONTHS

CRIME	JAN. - JUNE 2014	JAN. - JUNE 2013	# DIFFERENCE	% DIFFERENCE
CRIMINAL HOMICIDE	0	0	0	0%
RAPE	1	0	1	100%
ROBBERY	1	1	0	0%
AGG. ASSAULT	3	2	1	50%
BURGLARY	3	0	3	100%
RESIDENCE	0	0	0	0%
NON-RESIDENCE	3	0	3	100%
LARCENY	139	161	-22	-14%
POCKETPICKING	5	0	5	100%
PURSE SNATCHING	0	2	-2	-100%
SHOPLIFTING	11	1	10	1000%
FROM MOTOR VEHICLES	22	12	10	83%
MOTOR VEH. PARTS/ACCESSORIES	5	6	-1	-17%
BICYCLES	0	2	-2	-100%
FROM BUILDINGS	42	52	-10	-19%
FROM COIN OPERATED MACHINES	0	0	0	0%
ALL OTHER	54	86	-32	-37%
AUTO THEFT	43	11	32	291%
TOTAL	190	175	15	9%




**2014
ATLANTA AIRPORT
ARREST COMPARISON**

JUNE ARREST COMPARISON					
CRIME	JUNE 2014	JUNE 2013	# DIFFERENCE	% DIFFERENCE	
CRIMINAL HOMICIDE	0	0	0	0%	
RAPE	0	0	0	0%	
ROBBERY	0	0	0	0%	
AGG. ASSAULT	0	0	0	0%	
BURGLARY	0	0	0	0%	
LARCENY	1	2	-1	-50%	
AUTO THEFT	0	0	0	0%	
TOTAL	1	2	-1	-50%	



FIRST 6 MONTHS ARREST COMPARISON						
CRIME	2014 JAN - JUNE		2013 JAN - JUNE		# DIFFERENCE	% DIFFERENCE
CRIMINAL HOMICIDE	0	0	0	0	0	0%
RAPE	0	0	0	0	0	0%
ROBBERY	0	0	1	-1	-1	-100%
AGG. ASSAULT	3	3	0	3	3	100%
BURGLARY	0	0	0	0	0	0%
LARCENY	7	7	4	3	3	75%
AUTO THEFT	1	1	0	1	1	100%
TOTAL	11	11	5	6	6	120%



**2014
ATLANTA AIRPORT
CLEAR-UP RATE**

CRIME	ATLANTA AIRPORT JUNE 2014 CLEAR-UP RATE	ATLANTA AIRPORT JUNE 2013 CLEAR-UP RATE
CRIMINAL HOMICIDE	0%	0%
RAPE	0%	0%
ROBBERY	0%	0%
AGG. ASSAULT	0%	0%
BURGLARY	0%	0%
LARCENY	7%	6%
AUTO THEFT	0%	0%

