



UNIFORM CRIME REPORTING

ATLANTA POLICE DEPARTMENT

226 PEACHTREE STREET, SW

ATLANTA, GEORGIA 30303



MARCH 2014

SUPPORT SERVICES DIVISION
INFORMATION SERVICES SECTION

TABLE OF CONTENTS

	Page
U. C. R. COMPARATIVE CRIME REPORT -----	1
RETURN A - MONTHLY RETURN OF OFFENSES KNOWN TO THE POLICE -----	2
PROPERTY STOLEN BY CLASSIFICATION -----	3
LAW ENFORCEMENT OFFICERS KILLED OR ASSAULTED -----	3a
MONTHLY RETURN OF ARSON OFFENSES KNOWN TO LAW ENFORCEMENT -----	4
POLICE DISPOSITION OF JUVENILES -----	5
SUPPLEMENTARY HOMICIDE REPORT -----	6
SEX AND RACE OF PERSONS ARRESTED -----	7
HOMICIDE COMPARISON REPORT -----	7a
HOMICIDE BREAKDOWN REPORT -----	8
SEVEN MAJOR CRIMES - MONTHLY CRIME COMPARISON -----	8a-8e
SEVEN MAJOR CRIMES - YEAR TO DATE CRIME COMPARISON -----	9
SEVEN MAJOR CRIMES ARREST MONTHLY AND YEAR TO DATE COMPARISON -----	10
CRIMES AGAINST PERSONS MONTHLY AND YEAR TO DATE COMPARISON -----	11
CRIMES AGAINST PROPERTY MONTHLY AND YEAR TO DATE COMPARISON -----	12
CRIMES AGAINST PERSONS & PROPERTY MONTHLY COMPARISON BY ZONES -----	13
CRIMES AGAINST PERSONS & PROPERTY YEAR TO DATE COMPARISON BY ZONES -----	14
SEVEN MAJOR CRIMES MONTHLY CRIME COMPARISON BY ZONES -----	15
SEVEN MAJOR CRIMES - YEAR TO DATE CRIME COMPARISON BY ZONES -----	16
SEVEN MAJOR CRIMES - MONTHLY CRIME COMPARISON - ZONE 1 -----	17
SEVEN MAJOR CRIMES - YEAR TO DATE CRIME COMPARISON - ZONE 1 -----	18
SEVEN MAJOR CRIMES - MONTHLY CRIME COMPARISON - ZONE 2 -----	19
SEVEN MAJOR CRIMES - YEAR TO DATE CRIME COMPARISON - ZONE 2 -----	20
SEVEN MAJOR CRIMES - MONTHLY CRIME COMPARISON - ZONE 3 -----	21
SEVEN MAJOR CRIMES - YEAR TO DATE CRIME COMPARISON - ZONE 3 -----	22
SEVEN MAJOR CRIMES - MONTHLY CRIME COMPARISON - ZONE 4 -----	23
SEVEN MAJOR CRIMES - YEAR TO DATE CRIME COMPARISON - ZONE 4 -----	24
SEVEN MAJOR CRIMES - MONTHLY CRIME COMPARISON - ZONE 5 -----	25
SEVEN MAJOR CRIMES - YEAR TO DATE CRIME COMPARISON - ZONE 5 -----	26
SEVEN MAJOR CRIMES - MONTHLY CRIME COMPARISON - ZONE 6 -----	27
SEVEN MAJOR CRIMES - YEAR TO DATE CRIME COMPARISON - ZONE 6 -----	28
CLEAR-UP RATE COMPARISON -----	29
ATLANTA AIRPORT -----	30
RETURN A - MONTHLY RETURN OF OFFENSES KNOWN TO THE POLICE -----	33
PROPERTY STOLEN BY CLASSIFICATION -----	34
LAW ENFORCEMENT OFFICERS KILLED OR ASSAULTED -----	35
SEX AND RACE OF PERSONS ARRESTED -----	35a
SEVEN MAJOR CRIMES - MONTHLY CRIME COMPARISON -----	36
SEVEN MAJOR CRIMES - YEAR TO DATE CRIME COMPARISON -----	37
SEVEN MAJOR CRIMES ARREST MONTHLY AND YEAR TO DATE COMPARISON -----	37a-37e
CLEAR-UP RATE COMPARISON -----	38
	39
	40
	41

MARCH 2014
U.C.R. COMPARATIVE CRIME REPORT
SUPPORT SERVICES DIVISION
INFORMATION SERVICES SECTION

	<u>MARCH 2014</u>		<u>MARCH 2013</u>		<u>COMPARATIVE ACTUAL</u>	<u>% CHANGE ACTUAL</u>	<u>COMPARATIVE CLEARED</u>	<u>% CHANGE CLEARED</u>
	<u>ACTUAL</u>	<u>CLEARED</u>	<u>ACTUAL</u>	<u>CLEARED</u>				
MURDER	11	6	3	2	8	267%	4	200%
RAPE	9	5	7	5	2	29%	0	0%
ROBBERY	161	35	160	44	1	1%	-9	-20%
AGG. ASSAULT	255	111	232	162	23	10%	-51	-31%
BURGLARY - RESIDENCE	287		360		-73	-20%		
BURGLARY - NON-RESIDENCE	52	36	51	41	1	2%	-5	-12%
LARCENY - \$200 AND OVER	354		363		-9	-2%		
LARCENY - \$50 TO \$199	83	242	85	276	-2	-2%	-34	-12%
LARCENY - UNDER \$50	799		814		-15	-2%		
AUTO THEFT	318	42	382	23	-64	-17%	19	83%
TOTAL	2,329		2,457		-128	-5%		
AUTOS RECOVERED	136		136		0	0%		

	<u>2014 JANUARY - MARCH</u>		<u>2013 JANUARY - MARCH</u>		<u>COMPARATIVE ACTUAL</u>	<u>% CHANGE ACTUAL</u>	<u>COMPARATIVE CLEARED</u>	<u>% CHANGE CLEARED</u>
	<u>ACTUAL</u>	<u>CLEARED</u>	<u>ACTUAL</u>	<u>CLEARED</u>				
MURDER	17	13	17	15	0	0%	-2	-13%
RAPE	35	10	21	21	14	67%	-11	-52%
ROBBERY	470	96	545	134	-75	-14%	-38	-28%
AGG. ASSAULT	649	310	667	456	-18	-3%	-146	-32%
BURGLARY - RESIDENCE	996		1,224		-228	-19%		
BURGLARY - NON-RESIDENCE	228	117	187	123	41	22%	-6	-5%
LARCENY - \$200 AND OVER	955		1,130		-175	-15%		
LARCENY - \$50 TO \$199	215	649	253	769	-38	-15%	-120	-16%
LARCENY - UNDER \$50	2,237		2,380		-143	-6%		
AUTO THEFT	960	80	1,224	81	-264	-22%	-1	-1%
TOTAL	6,762		7,648		-886	-12%		
AUTOS RECOVERED	346		579		-233	-40%		

RETURN A - MONTHLY RETURN OF OFFENSES KNOWN TO THE POLICE

1-720b (Rev. 8-30-94)
OMB No. 1110-0001

This report is authorized by law Title 28, Section 534, U. S. Code. While you are not required to respond, your cooperation in forwarding this report by the 7th day after the close of the month to Uniform Crime Reports, Federal Bureau of Investigation, Washington, D.C. 20535, will assist in compiling comprehensive, accurate national crime figures on a timely basis.

1		2	3	4	5	6
CLASSIFICATION OF OFFENSES	Date En Y	OFFENSES REPORTED OR KNOWN TO POLICE (INCLUDE "UNFOUNDED" AND ATTEMPTS)	UNFOUNDED, I.E., FALSE OR BASELESS COMPLAINTS	NUMBER OF ACTUAL OFFENSES (COLUMN 2 MINUS COLUMN 3) INCLUDE ATTEMPTS	TOTAL OFFENSES CLEARED BY ARREST OR EXCEPTIONAL MEANS (INCLUDES COL. 6)	NUMBER OF CLEARANCES INVOLVING ONLY PERSONS UNDER 18 YEARS OF AGE
1. CRIMINAL HOMICIDE						
a. MURDER AND NONNEGLIGENT HOMICIDE	11	11	0	11	6	0
b. MANSLAUGHTER BY NEGLIGENCE	12					
2. FORCIBLE RAPE TOTAL	20	12	3	9	5	0
a. Rape by Force	21	9	3	6	3	0
b. Attempts to commit Forcible Rape	22	3	0	3	2	0
3. ROBBERY TOTAL	30	169	8	161	35	4
a. Firearm	31	96	4	92	14	2
b. Knife or Cutting Instrument	32	5	0	5	0	0
c. Other Dangerous Weapon	33	9	0	9	3	0
d. Strong-Arm (Hands, Fists, Feet, etc.)	34	59	4	55	18	2
4. ASSAULT TOTAL	40	834	21	813	501	30
a. Firearm	41	94	3	91	28	0
b. Knife or cutting instrument	42	53	0	53	33	2
c. Other Dangerous Weapon	43	91	5	86	39	0
d. Strong-Arm	44	25	0	25	11	1
e. Other Assaults - Simple, Not Aggravated	45	571	13	558	390	27
5. BURGLARY TOTAL	50	348	9	339	36	4
a. Forcible Entry	51	242	5	237	28	2
b. Unlawful Entry - No Force	52	57	1	56	5	1
c. Attempted Forcible Entry	53	49	3	46	3	1
6. LARCENY THEFT TOTAL (except Motor Vehicle Theft)	60	1,283	47	1,236	242	13
7. MOTOR VEHICLE THEFT TOTAL	70	350	32	318	42	5
a. Autos	71	321	29	292	38	4
b. Trucks and Buses	72	18	1	17	4	1
c. Other Vehicles	73	11	2	9	0	0
GRAND TOTAL	77	3,007	120	2,887	867	56

CHECKING ANY OF THE APPROPRIATE BLOCKS BELOW WILL ELIMINATE YOUR NEED TO SUBMIT REPORTS WHEN THE VALUES ARE ZERO. THIS WILL ALSO AID THE NATIONAL PROGRAM IN ITS QUALITY CONTROL EFFORTS.

NO SUPPLEMENTARY HOMICIDE REPORT SUBMITTED SINCE NO MURDERS, JUSTIFIABLE HOMICIDES, OR MANSLAUGHTER BY NEGLIGENCE OCCURRED IN THIS JURISDICTION DURING THE MONTH.

NO SUPPLEMENT TO RETURN A REPORT SINCE NO CRIME OFFENSES OR RECOVERY OF PROPERTY REPORTED DURING THE MONTH.

NO LAW ENFORCEMENT OFFICERS KILLED OR ASSAULTED REPORT SINCE NONE OF THE OFFICERS WERE ASSAULTED OR KILLED DURING THE MONTH.

NO AGE, SEX, AND RACE OF PERSONS ARRESTED UNDER 18 YEARS OF AGE REPORT SINCE NO ARRESTS OF PERSONS WITHIN THIS AGE GROUP.

NO AGE, SEX, AND RACE OF PERSONS ARRESTED 18 YEARS OF AGE AND OVER REPORT SINCE NO ARRESTS OF PERSONS WITHIN THIS AGE GROUP.

NO MONTHLY RETURN OF ARSON OFFENSES KNOWN TO LAW ENFORCEMENT REPORT SINCE NO ARSONS OCCURRED.

DO NOT USE THIS SPACE

	INITIALS
RECORDED	
EDITED	
ENTERED	
ADJUSTED	
WORKS	

* TOTALS INCLUDE PREVIOUS OFFENSES

MARCH 2014

Month and Year of Report

GAAPD 0000

Agency Identifier

APRIL 15, 2014

Date

ATLANTA POLICE DEPARTMENT - GEORGIA

Agency and State

Prepared By **Paul J. K...** Title **LIEUTENANT**

 Chief, Commissioner, Sheriff, or Superintendent **CHIEF**

PROPERTY STOLEN BY CLASSIFICATION

CLASSIFICATION	DATA ENTRY	Number of Actual Offenses (Column 4 - Return A)	Monetary Value of Property Stolen
1. MURDER AND NONNEGLIGENT MANSLAUGHTER	12	11	\$ 0.00
2. FORCIBLE RAPE	20	9	\$ 0.00
3. ROBBERY			
(a) HIGHWAY (streets, alleys, etc.)	31	124	59,594.00
(b) COMMERCIAL HOUSE (except c, d, and f)	32	12	14,781.00
(c) GAS OR SERVICE STATION	33	4	747.00
(d) CONVENIENCE STORE	34	2	516.00
(e) RESIDENCE (anywhere on premises)	35	11	8,222.00
(f) BANK	36	1	4,286.00
(g) MISCELLANEOUS	37	7	4,303.00
TOTAL ROBBERY	30	161	\$ 92,449.00
5. BURGLARY - BREAKING OR ENTERING			
(a) RESIDENCE (dwelling)			
(1) NIGHT (6 p.m. - 6 a.m.)	51	84	104,053.00
(2) DAY (6 a.m. - 6 p.m.)	52	203	241,150.00
(3) UNKNOWN	53	0	0.00
(b) NON-RESIDENCE (store, office, etc.)			
(1) NIGHT (6 p.m. - 6 a.m.)	54	30	38,273.00
(2) DAY (6 a.m. - 6 p.m.)	55	22	16,803.00
(3) UNKNOWN	56	0	0.00
TOTAL BURGLARY	50	339	\$ 400,279.00
6. LARCENY - THEFT (Except Motor Vehicle Theft)			
(a) \$200 AND OVER	61	354	810,586.00
(b) \$50 TO \$200	62	83	9,486.00
(c) UNDER \$50	63	799	2,402.00
TOTAL LARCENY (Same as Item 6X)	60	1,236	\$ 822,474.00
7. MOTOR VEHICLE THEFT (Include Alleged Joy Ride)	70	318	\$ 134,815.00
GRAND TOTAL - ALL ITEMS	77	1,450	\$ 1,450,017.00
<u>ADDITIONAL ANALYSIS OF LARCENY AND MOTOR VEHICLE THEFT</u>			
6X. NATURE OF LARCENIES UNDER ITEM 6			
(a) POCKET-PICKING	81	4	104.00
(b) PURSE-SNATCHING	82	27	3,619.00
(c) SHOPLIFTING	83	220	20,577.00
(d) FROM MOTOR VEHICLES (except e)	84	570	325,425.00
(e) MOTOR VEHICLE PARTS AND ACCESSORIES	85	81	33,245.00
(f) BICYCLES	86	19	9,408.00
(g) FROM BUILDING (except c and h)	87	153	125,285.00
(h) FROM ANY COIN-OPERATED MACHINES (parking meters, etc.)	88	1	1,800.00
(i) ALL OTHER	89	161	303,011.00
TOTAL LARCENIES (Same as Item 6)	80	1,236	\$ 822,474.00
7X. MOTOR VEHICLES RECOVERED			
(a) STOLEN LOCALLY AND RECOVERED LOCALLY	91	109	
(b) STOLEN LOCALLY AND RECOVERED BY OTHER JURISDICTIONS	92	27	
(c) TOTAL LOCALLY STOLEN MOTOR VEHICLES RECOVERED (a & b)	93	136	
(d) STOLEN IN OTHER JURISDICTIONS AND RECOVERED LOCALLY	90	N/A	

SUPPLEMENT TO RETURN A
MONTHLY RETURN OF OFFENSES KNOWN TO THE POLICE

1-706 (Rev.8-30-94)
Form Approved
OMB No. 1110-0007

This report is authorized by law, Title 28, Section 534, U. S. Code. While you are not required to respond, your cooperation in submitting this report with the Return A will assist the FBI in compiling comprehensive, accurate figures on a timely basis.

This form deals with the nature of crime and the monetary value of property stolen and recovered. The total offenses recorded on the form should be the same as the number of actual offenses listed in Column 4 of the Return A for each crime class. Include attempted crimes on this form, but do not include unfounded offenses. If you cannot complete the report in all areas, please record as much information as is available. Tally sheets will be sent upon request.

PROPERTY BY TYPE AND VALUE

Type of Property (1)	Data Entry	Monetary Value of Property Stolen in Your Jurisdiction	
		Stolen (2)	Recovered (3)
(A) Currency, Notes, Etc.	01	\$ 210,676.00	\$ 0.00
(B) Jewelry and Precious Metals	02	164,925.00	0.00
(C) Clothing and Furs	03	51,218.00	0.00
(D) Locally Stolen Motor Vehicles	04	134,815.00	6,610.00
(E) Office Equipment	05	15,011.00	1.00
(F) Televisions, Radios, Stereos, Etc.	06	364,589.00	5.00
(G) Firearms	07	15,806.00	0.00
(H) Household Goods	08	32,922.00	0.00
(I) Consumable Goods	09	19,935.00	0.00
(J) Livestock	10	0.00	0.00
(K) Miscellaneous	11	440,120.00	4.00
TOTAL	00	\$ 1,450,017.00	\$ 6,620.00

The total of this column should agree with the Grand Total (DATA ENTRY 77) shown on page 2.

Include in this column all property recovered even though stolen in prior months. The above is an accounting for only that property stolen in your jurisdiction. This will include property recovered for you by other jurisdictions, but not property you recover for them.

DATE APRIL 15, 2014

PREPARED BY *Nail J. King* TITLE LIEUTENANT

George M. J. CHIEF
CHIEF, COMMISSIONER, SHERIFF OR SUPERINTENDENT

MARCH 2014
Month and Year of Report

GAAPD 0000
Agency Identifier

ATLANTA POLICE DEPARTMENT - GEORGIA
Agency and State

LAW ENFORCEMENT OFFICERS KILLED OR ASSAULTED

It is requested this report be completed and transmitted with monthly crime reports to: Director, Federal Bureau of Investigation, Uniform Crime Reports, Washington, D. C. 20535. This form should be used to report the number of your officers who were assaulted or killed in the line of duty during the month. Additional information concerning officers killed will be requested by a separate questionnaire.

OFFICERS KILLED

Number of your law enforcement officers killed in the line of duty this month.

By felonious act 0
By accident or negligence 0

Officers Assaulted (Do not include officers killed) - See other side for instructions.

Type of Activity	Total Assaults by Weapon A	Type of Weapon					Two-Officer Vehicle F	Type of Assignment						Police Assaults Cleared M
		Firearm B	Knife or Other Cutting Instrument C	Other Other Dangerous Weapon D	Hands, Fists, Feet, etc. E	One-Officer Vehicle		Detective or Special Assign.		Other				
						Alone G		As-sisted H	Alone I	As-sisted J	Alone K	As-sisted L		
1. Responding to "Disturbance" calls (family quarrels, man with gun, etc.)	1				1			1						1
2. Burglaries in progress or pursuing burglary suspects	0													
3. Robberies in progress or pursuing robbery suspects	0													
4. Attempting other arrests	0													
5. Civil disorder (riot, mass disobedience)	0													
6. Handling, transporting, custody of prisoners	4				4		1	2					1	4
7. Investigating suspicious persons or circumstances	1				1			1						1
8. Ambush - no warning	0													
9. Mentally deranged	0													
10. Traffic pursuits and stops	3			3				3						
11. All Other	7				7		1	5				1		7
12. TOTAL (1-11)	16	0	0	3	13	0	2	12	0	0		1	1	13
13. Number with personal injury	0													
14. Number without personal injury	16			3	13									
15. Time of assaults														
	AM		7	3										1
	PM		2											1

DO NOT WRITE HERE

Recorded	Initials
Edited	
Punched	
Verified	
Adjusted	
DOJ/FBI	

12:01 2:00 4:00 6:00 8:00 10:00 12:00

MARCH 2014 GAAPD 0000
Month and Year Agency Identifier
ATLANTA POLICE DEPARTMENT GEORGIA
Agency State

Nail J. K... LIEUTENANT
Prepared By Title
B... CHIEF
Chief, Sheriff, Commissioner, Superintendent

MONTHLY RETURN OF ARSON OFFENSES KNOWN TO LAW ENFORCEMENT

DO-73 (2-11-82)
Form Approved
OMB No. 1110-0008

This report is authorized by law Title 28, Section 534, United States Code, and the enactment of the fiscal year 1979, Department of Justice Authorization Bill S. 3151. While you are not required to respond, your cooperation in using this form to report all incidents of arson which become known to your department during the month will assist the FBI in compiling comprehensive, accurate data on a timely basis. Instructions appear on reverse side.

1		2	3	4	5	6	7	8
PROPERTY CLASSIFICATION		Offenses Reported or Known to Police (Include Unfounded and Attempts)	Unfounded, i.e. False or Baseless Complaints	Number of Actual Offenses (Column 2 Minus Column 3 (Include Attempts))	Total Offenses Cleared by Arrest or Exceptional Means (Include Column 6)	Number of Clearances Involving Only Persons Under 18 Years of Age	Offenses Where Structures Uninhabited Abandoned, or not Normally in Use	Estimated Value of Property Damage
STRUCTURAL	A. Single Occupancy Residential: Houses, Townhouses, Duplexes, etc.	7	7					\$
	B. Other Residential: Apartments, Tenements, Flats, Hotels, Motels, Inns, Dormitories, Boarding Houses, etc.	2	1	1			1	\$ 10,000.
	C. Storage: Barns, Garages, Warehouses, etc.							\$
	D. Industrial/Manufacturing	1	1					\$
	E. Other Commercial: Stores, Restaurants, Offices, etc.							\$
	F. Community/Public: Churches, Jails, Schools, Colleges, Hospitals, etc.							\$
	G. All Other Structure: Out Buildings, Monuments, Buildings Under Construction, etc.							\$
TOTAL STRUCTURE		10	9	1			1	\$ 10,000.
MOBILE	H. Motor Vehicles: Automobiles, Trucks, Buses, Motorcycles, etc.: UCR Definition	1		1				\$ 1,000.
	I. Other Mobile Property: Trailers, Recreational Vehicles, Airplanes, Boats, etc.							\$
	TOTAL MOBILE	1		1				\$ 1,000.
J. TOTAL OTHER Crops, Timber, Fences, Signs, etc.		2	1	1				\$ 200.
GRAND TOTAL		13	10	3			1	\$ 11,200.

Agency Identifier GAAPD 0000 Month MARCH 2014
 Agency ATLANTA POLICE DEPARTMENT State GEORGIA
 Prepared by Nail J. Koon LIEUTENANT
[Signature] CHIEF
 Chief, Commissioner, Sheriff, or Superintendent

DO NOT WRITE HERE	
Recorded	
Edited	
Entered	
Adjusted	
Corres.	

AGENCY IDENTIFIER GAAPD 0000 REPORTING PERIOD MARCH 2014

AGENCY NAME ATLANTA POLICE DEPARTMENT

POLICE DISPOSITION OF JUVENILES

-Not to include neglect or traffic cases-

1. Handled within Department and released.
(Warning, released to parents, etc.)

2. Referred to juvenile court or probation department.

3. Referred to welfare agency.

4. Referred to other police agency.

5. Referred to criminal or adult court.

TOTAL

93

93

APRIL 9, 2014

DATE

Wail J. Klay LIEUTENANT

PREPARED BY

TITLE

GCIC USE ONLY

Recorded

Reviewed

Punched

Verified

George N. F... CHIEF

APPROVED BY

TITLE

RETURN TO:

Georgia Crime Information Center/Uniform Crime Reporting
P. O. Box 1456
Atlanta, Georgia 30301

Return on or before the 7th of the following month.

GCIC/UCR-012 (9/74)

PAGE 1 OF 2
SUPPLEMENTARY HOMICIDE REPORT

1-704 (Rev. 4-24-95)
Form Approved
OMB No. 1110-0002

This report is authorized by law Title 28, Section 534, United States Code. While you are not required to respond, your cooperation in using this form to list data pertaining to all homicides reported on your Return A will assist the FBI in compiling comprehensive, accurate data regarding this important classification on a timely basis.

1a. Murder and Nonnegligent Manslaughter

List below specific information for all offenses shown in item 1a of the monthly Return A. In addition, list all justifiable killings of felons by a citizen or by a peace officer in the line of duty. A brief explanation in the circumstances column regarding unfounded homicide offenses will aid the national Uniform Crime Reporting Program in editing the reports.

Incident	Situation*	Victim**				Offender**				Data Code			Weapon Used (Handgun, Rifle, Shotgun, Club, Poison, etc.)	Relationship of Victim to Offender (Husband, Wife, Son, Father, Acquaintance, Neighbor, Stranger, etc.)	Circumstances (Victim shot by robber, robbery victim shot robber, killed by patron during barroom brawl, etc.)
		Age	Sex	Race	Ethnicity	Age	Sex	Race	Ethnicity	Do Not Write In These Spaces					
	B	33	M	B	N								HANDGUN - 9 MM	UNKNOWN	OTHER
	F	23	M	B	N								HANDGUN - 9 MM / 40 CAL.	UNKNOWN	OTHER
	F	24	F	W	N								HANDGUN - 9 MM / 40 CAL.	UNKNOWN	OTHER
	B	37	M	B	N								HANDGUN	UNKNOWN	OTHER
	A	21	M	B	N	28	M	B	N				HANDGUN - 40 CAL.	ACQUAINTANCE	ROBBERY
	B	23	M	B	N								HANDGUN	UNKNOWN	OTHER
	B	22	M	B	N								HANDGUN	UNKNOWN	OTHER
	B	35	M	B	N								HANDGUN	UNKNOWN	OTHER
	B	35	M	B	N								RIFLE - 7.62 CAL.	UNKNOWN	OTHER
	A	25	F	B	N	28	M	B	N				HANDGUN	GIRLFRIEND	OTHER - NON-SPECIFIED

** - See reverse side for explanation

MARCH 2014

Month and Year

ATLANTA POLICE DEPARTMENT

Agency

GAAPD 0000

Agency Identifier

GEORGIA

State

Nail J. King
Prepared By

LIEUTENANT

Title

Boyd A. Jones
Chief, Sheriff, Commissioner, Superintendent

CHIEF

DO NOT WRITE HERE

Recorded

Edited

Punched

Verified

Adjusted

SSD/4-15-14

PAGE 2 OF 2
SUPPLEMENTARY HOMICIDE REPORT

1-704 (Rev. 4-24-95)
Form Approved
OMB No. 1110-0002

This report is authorized by law Title 28, Section 534, United States Code. While you are not required to respond, your cooperation in using this form to list data pertaining to all homicides reported on your Return A will assist the FBI in compiling comprehensive, accurate data regarding this important classification on a timely basis.

1a. Murder and Nonnegligent Manslaughter

List below specific information for all offenses shown in item 1a of the monthly Return A. In addition, list all justifiable killings of felons by a citizen or by a peace officer in the line of duty. A brief explanation in the circumstances column regarding unfounded homicide offenses will aid the national Uniform Crime Reporting Program in editing the reports.

Incident	Situation*	Victim**				Offender**				Data Code			Weapon Used (Handgun, Rifle, Shotgun, Club, Poison, etc.)	Relationship of Victim to Offender (Husband, Wife, Son, Father, Acquaintance, Neighbor, Stranger, etc.)	Circumstances (Victim shot by robber, robbery victim shot robber, killed by patron during barroom brawl, etc.)
		Age	Sex	Race	Ethnicity	Age	Sex	Race	Ethnicity	Do Not Write In These Spaces					
	B	34	M	W	N								HANDGUN - 380 CAL.	UNKNOWN	OTHER

*
** - See reverse side for explanation

MARCH 2014
Month and Year
ATLANTA POLICE DEPARTMENT
Agency

GAAPD 0000
Agency Identifier
GEORGIA
State

Nail J. King
Prepared By
George H. J.
Chief, Sheriff, Commissioner, Superintendent

LIEUTENANT
Title
CHIEF

DO NOT WRITE HERE	
Recorded	
Edited	
Punched	
Verified	
Adjusted	

ATLANTA POLICE DEPARTMENT
 AGE, SEX, AND RACE OF PERSONS ARRESTED
 17 YEARS OF AGE AND OVER

MONTH MARCH

YEAR 2014

CLASSIFICATION OF OFFENSES	SEX	AGE OF PERSON ARRESTED																TOTAL	RACE				ETHNIC		
		17	18	19	20	21	22	23	24 29	30 34	35 39	40 44	45 49	50 54	55 59	60 64	65 UP		White	Black	Native Amer.	Asian/Pacific	Whi. Hispanic	Blck Hispanic	
Murder/Nonnegligent Manslaughter	01a M	1							4	1								6							
	F																	1							
Manslaughter by Negligence	01b M																	0							
	F																	0							
Forcible Rape	02 M		1													1		3							
	F																	0							
Robbery	03 M	6	3	1	1	1			3	1	1	1	2	2				22							
	F								2									3	2	23					
Aggravated Assault	04 M		1	3	2	2	2	4	21	10	8	9	6	3	7		3	81							
	F	2	1	2	3	1	2	1	6	1	6	1	4	1			1	32	7	106					
Burglary- Breaking or Entering	05 M		2	1	2	1			2	1	2	1	5	3	1			21							
	F					1			1					1				3	5	18		1			
Larceny - Theft (except Motor Vehicle Theft)	06 M	7	7	4	6	4	6	2	20	13	11	17	20	27	11	3	1	159							
	F		2	1	2	2		2	9	6	2	7	4	4	3	2	1	47	34	170		2			
Motor Vehicle Theft	07 M	3			1	2			4	2	1	2						15							
	F								1			1						2	2	15					
Other Assaults	08 M	5	3	1	4	8	4	11	41	19	18	9	10	12	8	3	2	158							
	F	1	2	4	7		2	3	20	10	6	3	4	4	4	2	1	73	24	206		1			
Arson	09 M					1												2							
	F																	0		2					
Forgery and Counterfeiting	10 M						2		1	2		1	3	1	1		1	12							
	F								2		1		1	1				5	5	12					
Fraud	11 M					1	1	1	6	3	4	1	1	1				21							
	F					1		2	3	2	1	3		2		1		15	11	24		1			
Embezzlement	12 M				1				1	1	1	1		2				7							
	F								1	1								2	2	7					
Stolen Property; Buying, Receiving, Possessing	13 M	2	3		1	2		2	3	3		1	2	2		1	1	23							
	F				1			1	2	1			3					8	3	28					
Vandalism	14 M	1	1	1	1		2	1	5	5	2	2	6	1	2	2	2	34							
	F		1	1	1	1	1	1	5	3	1		1					16	7	43					
Weapons	15 M	1		1	2	4		2	5	7	5				1	2		30							
	F			1					3	2	1							7	2	35					

ATLANTA POLICE DEPARTMENT
 AGE, SEX, AND RACE OF PERSONS ARRESTED
 17 YEARS OF AGE AND OVER

MONTH MARCH
 YEAR 2014

CLASSIFICATION OF OFFENSES	SEX	AGE OF PERSON ARRESTED																TOTAL	RACE				ETHNIC	
		17	18	19	20	21	22	23	24 29	30 34	35 39	40 44	45 49	50 54	55 59	60 64	65 UP		White	Black	Native Amer.	Asian/Pacific	Whi. Hispanic	Blck Hispanic
Prostitution and Commercialized Vice	M					1			1						1			3						
	F								1	2		1		1				6	2	6				
Sex Offenses (except Rape and Prostitution)	M		1		1		2	1	12	4	7	11	7	14	11	4	2	77						
	F									3	6	2				1		12	11	77		1		
Drug Abuse Violations Grand Total	M	6	11	9	13	11	21	20	85	60	42	28	24	16	9	6	3	364						
	F	2	3	5	4	1	1	1	11	13	12	10	2	1	1	0	0	67	51	378	0	2	0	0
(1) Sale/Manufacturing Subtotal	M	0	0	0	2	0	0	2	10	7	9	3	3	2	2	1	2	43						
	F	0	0	0	0	0	0	0	0	2	2	1	1	0	0	0	0	6	3	46	0	0	0	0
Opium or Cocaine and their derivatives	M								5	3	1	2	1				12							
	F										1						1		13					
Marijuana	M				2			2	3	3	5			1			16							
	F									2							2		18					
Synthetic Narcotics	M								1								1							
	F																0		1					
Other Dangerous Non-Narcotic Drugs	M								1	1	3	1	2	1	2	1	2	14						
	F										1	1	1				3	3	14					
(2) Possession Subtotal	M	6	11	9	11	11	21	18	75	53	33	25	21	14	7	5	1	321						
	F	2	3	5	4	1	1	1	11	11	10	9	1	1	1	0	0	61	48	332	0	2	0	0
Opium or Cocaine and their derivatives	M			1	1	2	2	2	13	7	7	1	8	9	5	2		60						
	F			1	2				1	2	3	3	1	1	1			15	21	54				
Marijuana	M	6	10	8	10	9	19	16	61	45	26	23	12	4	2	3	1	255						
	F	2	3	4	2	1	1	1	10	7	7	6						44	21	276		2		
Synthetic Narcotics	M													1			1							
	F																0		1					
Other Dangerous Non-Narcotic Drugs	M		1						1	1		1	1				5							
	F									2							2	5	2					
Gambling Total	M	1	1	0	0	0	2	0	3	2	2	0	0	0	1	0	0	12						
	F	0	0	0	0	0	0	0	0	0	0	0	0	0	0	0	0	0	0	12	0	0	0	0
Bookmaking	M																	0						
	F																	0						
Numbers and Lottery	M																	0						
	F																	0						

ATLANTA POLICE DEPARTMENT
 AGE, SEX, AND RACE OF PERSONS ARRESTED
 17 YEARS OF AGE AND OVER

MONTH MARCH

YEAR 2014

CLASSIFICATION OF OFFENSES	SEX	AGE OF PERSON ARRESTED																TOTAL	RACE				ETHNIC			
		17	18	19	20	21	22	23	24 29	30 34	35 39	40 44	45 49	50 54	55 59	60 64	65 UP		White	Black	Native Amer.	Asian/Pacific	Whi. Hispanic	Blck Hispanic		
All Other Gambling	M	1	1				2		3	2	2					1				12						
	F																			0		12				
Offenses Against Family And Children	M								1											1						
	F								2		1	1								4		5				
Driving Under the Influence	M			1	3	1	1	4	24	14	9	8	5	3	2	3	3			81						
	F				1	4			7	6	6	2	4	2	1					33	37	75		2		
Liquor Laws	M				2		1	2	9	10	13	19	20	30	17	11	2			136						
	F							1			2	4	3	2	2					14	13	137				
Drunkenness	M			1	1		2	1	6	7	8	3	16	18	9	3	2			77						
	F						1	1	1	3		1	1	2	1					11	18	70				
Disorderly Conduct	M	2	1		5	3	2	3	20	19	8	6	13	16	10	6	3			117						
	F	1	2	1	2	2	3	4	12	6	4	5	3	2	1					49	20	146				
Vagrancy	M					1			6	5	1	8	10	16	15	8				70						
	F									1	2			1						4	10	64				
All Other Offenses (except Traffic)	M	4	4	10	2	4	8	13	48	34	37	26	35	40	23	8	5			301						
	F	2	1		3	3	3	2	12	12	10	5	5	3	2					63	58	305		1		
Suspicion	M																			0						
	F																			0						
TOTAL		47	51	49	71	64	70	85	431	297	242	200	220	236	146	64	36			2309	324	1974	0	11	0	0

MARCH 2014

Month and Year of Report

GAAPD 0000

Agency Identifier

APRIL 15, 2014

Date

Nail J. Klay

Prepared By

LIEUTENANT

Title

ATLANTA POLICE DEPARTMENT - GEORGIA

Agency and State

George H. J.

Chief, Commissioner, Sheriff, or Superintendent

CHIEF

ATLANTA POLICE DEPARTMENT
 AGE, SEX, AND RACE OF PERSONS ARRESTED
 16 YEARS OF AGE AND UNDER

MONTH MARCH
 YEAR 2014

CLASSIFICATION OF OFFENSES	SEX	AGE						RACE				ETHNIC	
		0 9	10 12	13 14	15	16	TOTAL	White	Black	Native Amer.	Asian/Pacific	Whi. Hispanic	Blck Hispanic
Murder/Nonnegligent Manslaughter 01a	M						0						
	F						0						
Manslaughter by Negligence 01b	M						0						
	F						0						
Forcible Rape 02	M			1			1						
	F						0		1				
Robbery 03	M			2	1	2	5						
	F						0		5				
Aggravated Assault 04	M					2	2						
	F		1	1			2		4				
Burglary- Breaking or Entering 05	M				2	4	6						
	F						0		6				
Larceny - Theft (except Motor Vehicle Theft) 06	M		1	2	6	8	17						
	F					2	2	1	18				
Motor Vehicle Theft 07	M				1	3	4						
	F						0		4				
Other Assaults 08	M			4	1	4	9						
	F		2	1	1	5	9		18				
Arson 09	M				1		1						
	F						0		1				
Forgery and Counterfeiting 10	M						0						
	F						0						
Fraud 11	M						0						
	F						0						
Embezzlement 12	M						0						
	F						0						
Stolen Property; Buying, Receiving, Possessing 13	M		2		3	3	8						
	F						0		8				
Vandalism 14	M			1	1		2						
	F			1			1		3				
Weapons 15	M						0						
	F						0						
Prostitution and Commercialized Vice 16	M						0						
	F						0						

-28-

ATLANTA POLICE DEPARTMENT
 AGE, SEX, AND RACE OF PERSONS ARRESTED
 16 YEARS OF AGE AND UNDER

MONTH MARCH

YEAR 2014

CLASSIFICATION OF OFFENSES	SEX	AGE						RACE				ETHNIC			
		0	10	13	15	16	TOTAL	White	Black	Native Amer.	Asian/Pacific	Whi. Hispanic	Blck Hispanic		
		9	12	14											
Sex Offenses (except Rape and Prostitution)	17	M		1				1							
	F					1		1		2					
Drug Abuse Violations	18	M	0	0	0	2	6	8							
	Grand Total	F	0	0	0	1	1	2	0	10	0	0	0	0	0
(1) Sale/Manufacturing Subtotal	180	M	0	0	0	0	0	0							
	F	0	0	0	0	0	0	0	0	0	0	0	0	0	0
Opium or Cocaine and their Derivatives	a	M						0							
	F							0							
Marijuana	b	M						0							
	F							0							
Synthetic Narcotics	c	M						0							
	F							0							
Other Dangerous Non-Narcotic Drugs	d	M						0							
	F							0							
(2) Possession Subtotal	185	M	0	0	0	2	6	8							
	F	0	0	0	1	1	2	2	0	10	0	0	0	0	0
Opium or Cocaine and their Derivatives	e	M						0							
	F							0							
Marijuana	f	M				2	6	8							
	F					1	1	2		10					
Synthetic Narcotics	g	M						0							
	F							0							
Other Dangerous Non-Narcotic Drugs	h	M						0							
	F							0							
Gambling Total	19	M	0	0	0	0	0	0							
	F	0	0	0	0	0	0	0	0	0	0	0	0	0	0
Bookmaking	a	M						0							
	F							0							
Numbers and Lottery	b	M						0							
	F							0							
All Other Gambling	c	M						0							
	F							0							
Offenses Against Family and Children	20	M						0							
	F							0							

-88-

**ATLANTA POLICE DEPARTMENT
AGE, SEX, AND RACE OF PERSONS ARRESTED
16 YEARS OF AGE AND UNDER**

MONTH MARCH

YEAR 2014

CLASSIFICATION OF OFFENSES	SEX	AGE						RACE				ETHNIC			
		0	10	13	15	16	TOTAL	White	Black	Native Amer.	Asian/Pacific	Whi. Hispanic	Blck Hispanic		
		9	12	14											
Driving Under the Influence	21	M						0							
	F							0							
Liquor Laws	22	M						0							
	F							0							
Drunkenness	23	M						0							
	F							0							
Disorderly Conduct	24	M		1	1	1	1	4							
	F				1			1		5					
Vagrancy	25	M						0							
	F							0							
All Other Offenses (except Traffic)	26	M				2	1	3							
	F							0		3					
Suspicion	27	M						0							
	F							0							
Curfew and Loitering	28	M				1	1	2							
	F					1		1		3					
Run-Aways	29	M						0							
	F					1		1		1					
Total				0	8	15	27	43	93	1	92	0	0	0	0

MARCH 2014
Month and Year of Report

GAAPD 0000
Agency Identifier

APRIL 15, 2014
Date

Nail J. Klay LIEUTENANT
Prepared By

ATLANTA POLICE DEPARTMENT - GEORGIA
Agency and State

Joseph J. [Signature] CHIEF
Chief, Commissioner, Sheriff, or Superintendent

UNIFORM CRIME REPORTING

**LAW ENFORCEMENT
OPERATIONS
&
MANAGEMENT**

CRIME AREA COMPARISON

**SUPPORT SERVICES DIVISION
Information Services Section**

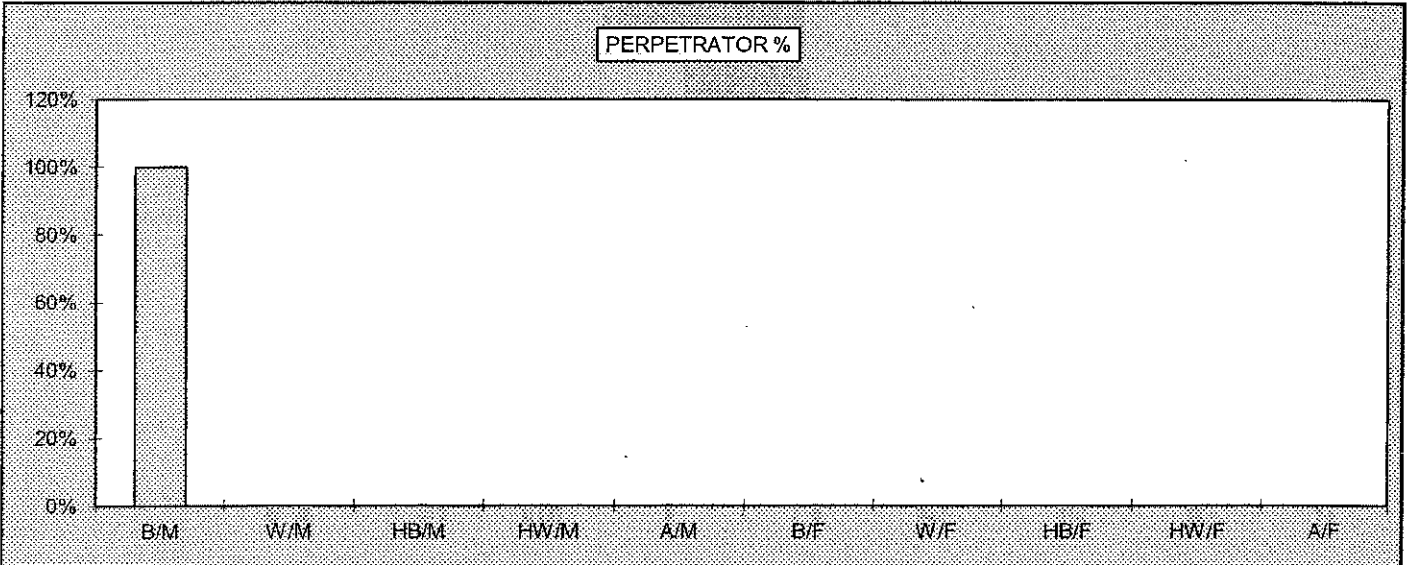
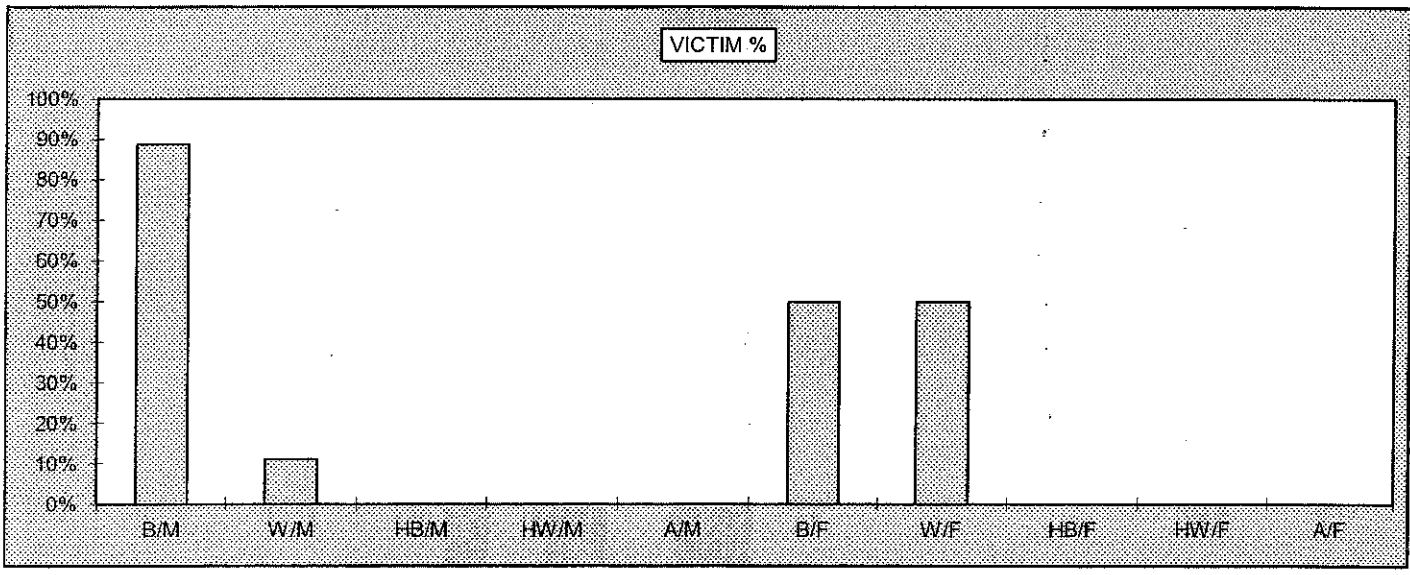
**MARCH 2014
MARCH 2013**

**2014
MARCH HOMICIDE COMPARISON
BY RACE, SEX, AND ETHNIC ORIGIN**

	VICTIM	PERPETRATOR
B/M	8	2
W/M	1	0
HB/M	0	0
HW/M	0	0
A/M	0	0
TOTAL MALES	9	2
B/F	1	0
W/F	1	0
HB/F	0	0
HW/F	0	0
A/F	0	0
TOTAL FEMALES	2	0
TOTAL	11	2

	VICTIM %	PERPETRATOR %
B/M	89%	100%
W/M	11%	0%
HB/M	0%	0%
HW/M	0%	0%
A/M	0%	0%
B/F	50%	0%
W/F	50%	0%
HB/F	0%	0%
HW/F	0%	0%
A/F	0%	0%

PERPETRATOR UNKNOWN FOR 9 HOMICIDES		
--	--	--

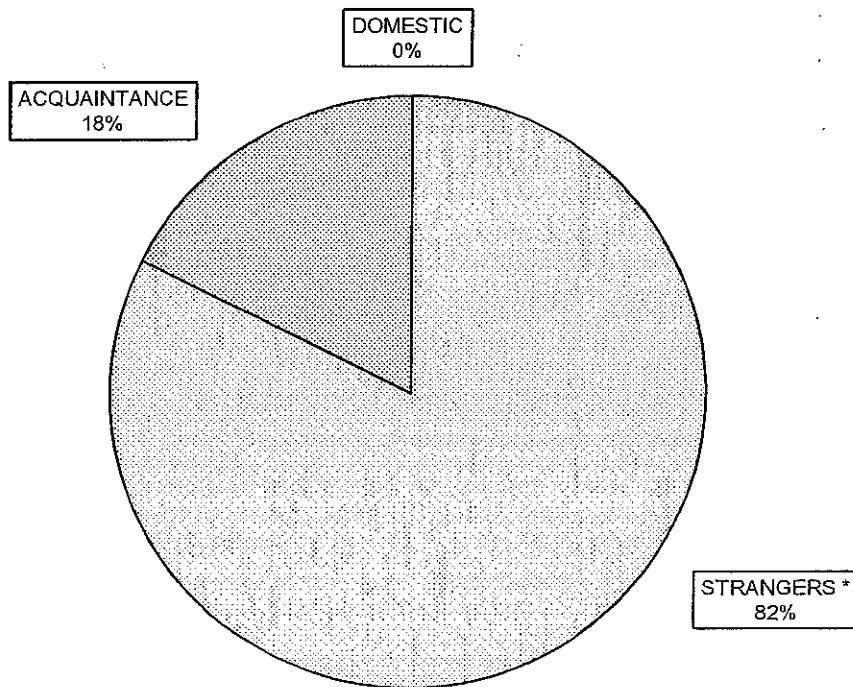


**2014
HOMICIDE BREAKDOWN
YEAR TO DATE**

MARCH

MONTH	ACTUAL	DOMESTIC	%	STRANGERS *	%	ACQUAINTANCE	%
JANUARY	6	0	0%	5	83%	1	17%
FEBRUARY	0	0	0%	0	0%	0	0%
MARCH	11	0	0%	9	82%	2	18%
APRIL							
MAY							
JUNE							
JULY							
AUGUST							
SEPTEMBER							
OCTOBER							
NOVEMBER							
DECEMBER							
TOTAL	17	0	0%	14	82%	3	18%

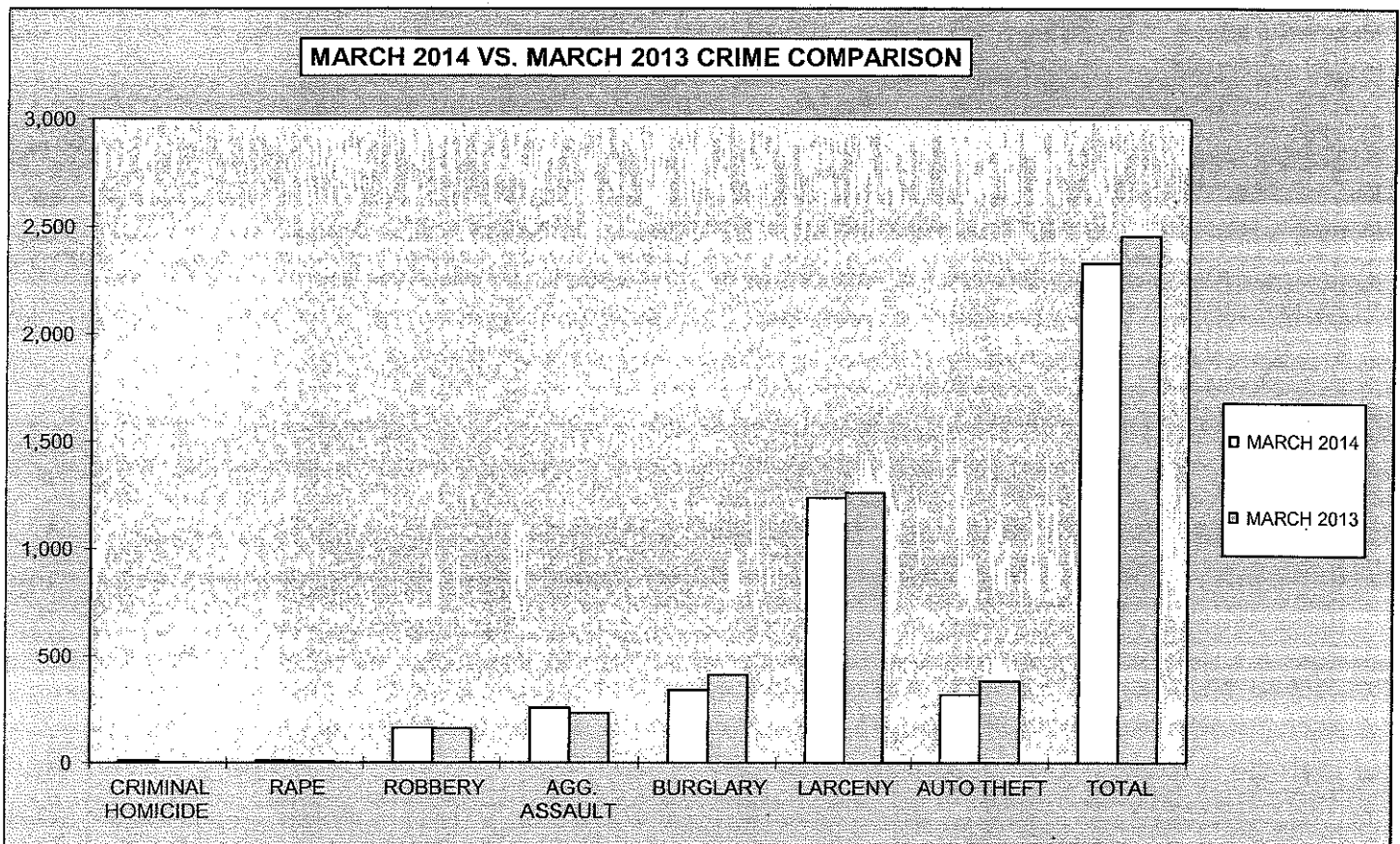
HOMICIDE BREAKDOWN BY VICTIM/OFFENDER RELATIONSHIP



* UNKNOWN INCLUDED IN WITH STRANGERS

**2014
MONTHLY CRIME COMPARISON**

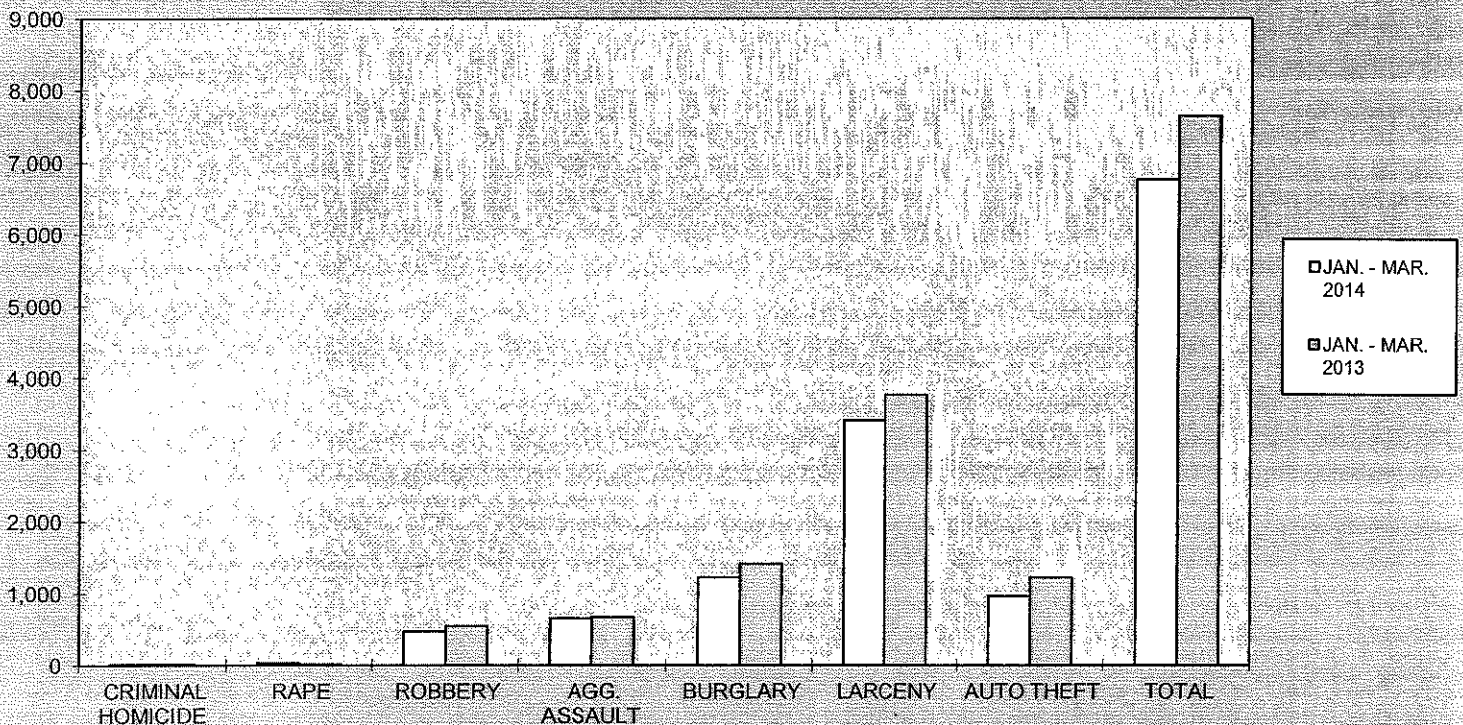
CRIME	MARCH 2014	MARCH 2013	# DIFFERENCE	% DIFFERENCE
CRIMINAL HOMICIDE	11	3	8	267%
RAPE	9	7	2	29%
ROBBERY	161	160	1	1%
AGG. ASSAULT	255	232	23	10%
BURGLARY	339	411	-72	-18%
RESIDENCE	287	360	-73	-20%
NON-RESIDENCE	52	51	1	2%
LARCENY	1,236	1,262	-26	-2%
POCKETPICKING	4	1	3	300%
PURSE SNATCHING	27	33	-6	-18%
SHOPLIFTING	220	222	-2	-1%
FROM MOTOR VEHICLES	570	549	21	4%
MOTOR VEH. PARTS/ACCESSORIES	81	99	-18	-18%
BICYCLES	19	15	4	27%
FROM BUILDINGS	153	129	24	19%
FROM COIN OPERATED MACHINES	1	1	0	0%
ALL OTHER	161	213	-52	-24%
AUTO THEFT	318	382	-64	-17%
TOTAL	2,329	2,457	-128	-5%



**2014
YEAR TO DATE CRIME COMPARISON**

FIRST 3 MONTHS				
CRIME	JAN. - MAR. 2014	JAN. - MAR. 2013	# DIFFERENCE	% DIFFERENCE
CRIMINAL HOMICIDE	17	17	0	0%
RAPE	35	21	14	67%
ROBBERY	470	545	-75	-14%
AGG. ASSAULT	649	667	-18	-3%
BURGLARY	1,224	1,411	-187	-13%
RESIDENCE	996	1,224	-228	-19%
NON-RESIDENCE	228	187	41	22%
LARCENY	3,407	3,763	-356	-9%
POCKETPICKING	20	22	-2	-9%
PURSE SNATCHING	57	102	-45	-44%
SHOPLIFTING	653	642	11	2%
FROM MOTOR VEHICLES	1,579	1,655	-76	-5%
MOTOR VEH. PARTS/ACCESSORIES	214	303	-89	-29%
BICYCLES	47	44	3	7%
FROM BUILDINGS	388	422	-34	-8%
FROM COIN OPERATED MACHINES	6	5	1	20%
ALL OTHER	443	568	-125	-22%
AUTO THEFT	960	1,224	-264	-22%
TOTAL	6,762	7,648	-886	-12%

YEAR TO DATE CRIME COMPARISON



2014 ARREST COMPARISON

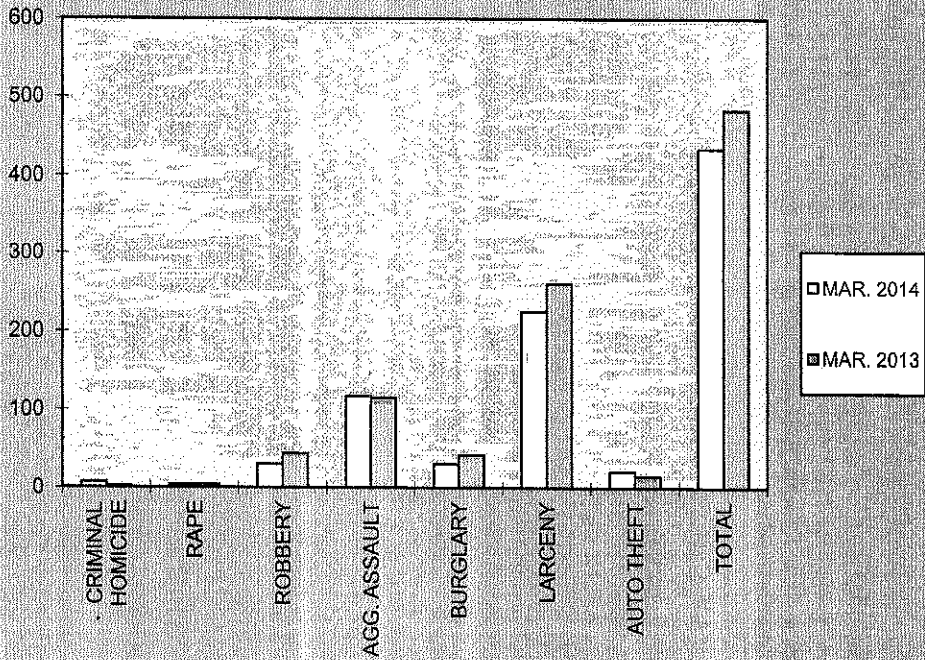
MARCH ARREST COMPARISON

CRIME	MAR. 2014	MAR. 2013	# DIFFERENCE	% DIFFERENCE
CRIMINAL HOMICIDE	7	2	5	250%
RAPE	4	4	0	0%
ROBBERY	30	44	-14	-32%
AGG. ASSAULT	117	115	2	2%
BURGLARY	30	42	-12	-29%
LARCENY	225	261	-36	-14%
AUTO THEFT	21	15	6	40%
TOTAL	434	483	-49	-10%

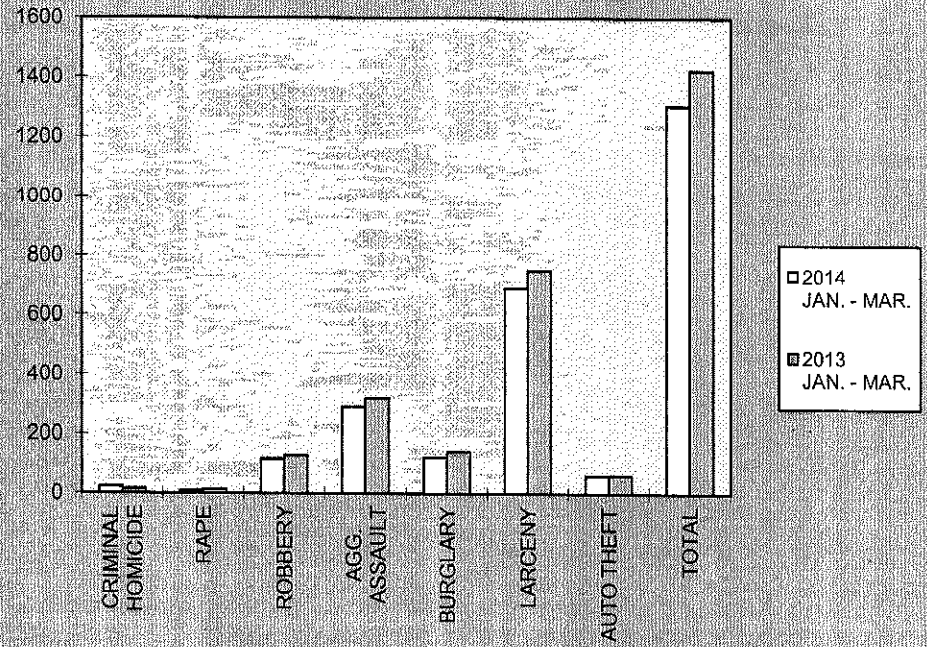
FIRST 3 MONTHS ARREST COMPARISON

CRIME	2014 JAN. - MAR.	2013 JAN. - MAR.	# DIFFERENCE	% DIFFERENCE
CRIMINAL HOMICIDE	21	15	6	40%
RAPE	9	13	-4	-31%
ROBBERY	114	126	-12	-10%
AGG. ASSAULT	292	321	-29	-9%
BURGLARY	121	139	-18	-13%
LARCENY	690	751	-61	-8%
AUTO THEFT	59	60	-1	-2%
TOTAL	1,306	1,425	-119	-8%

MARCH 2014 VS. MARCH 2013 ARREST COMPARISON



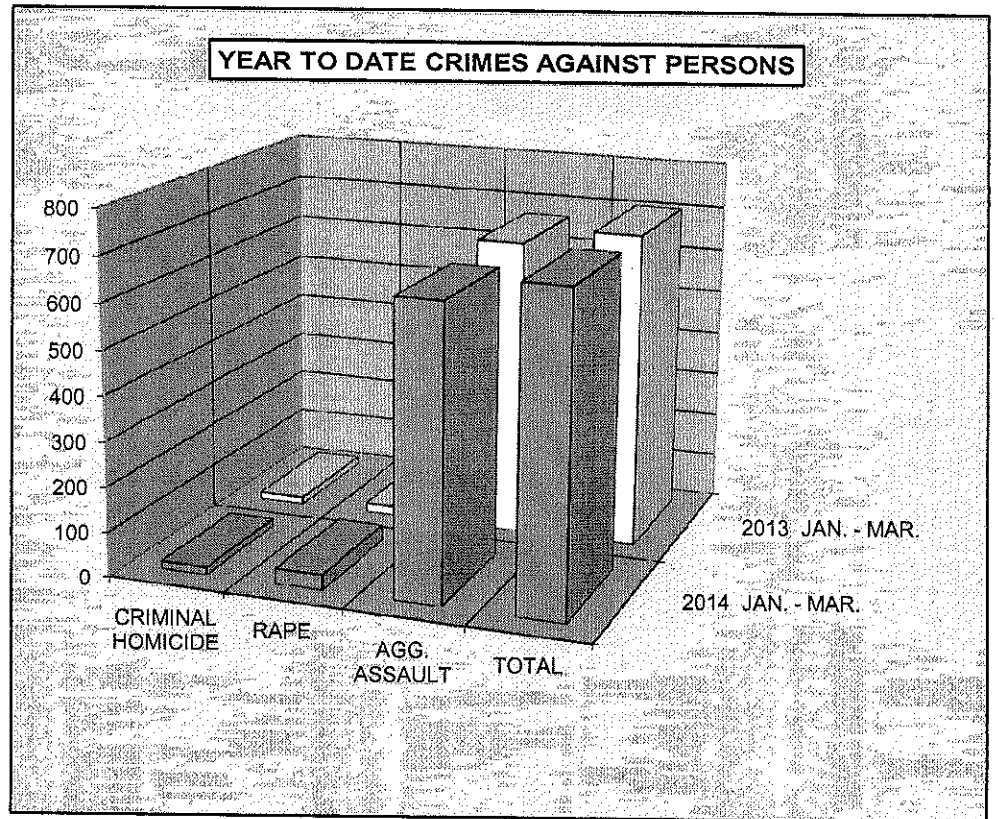
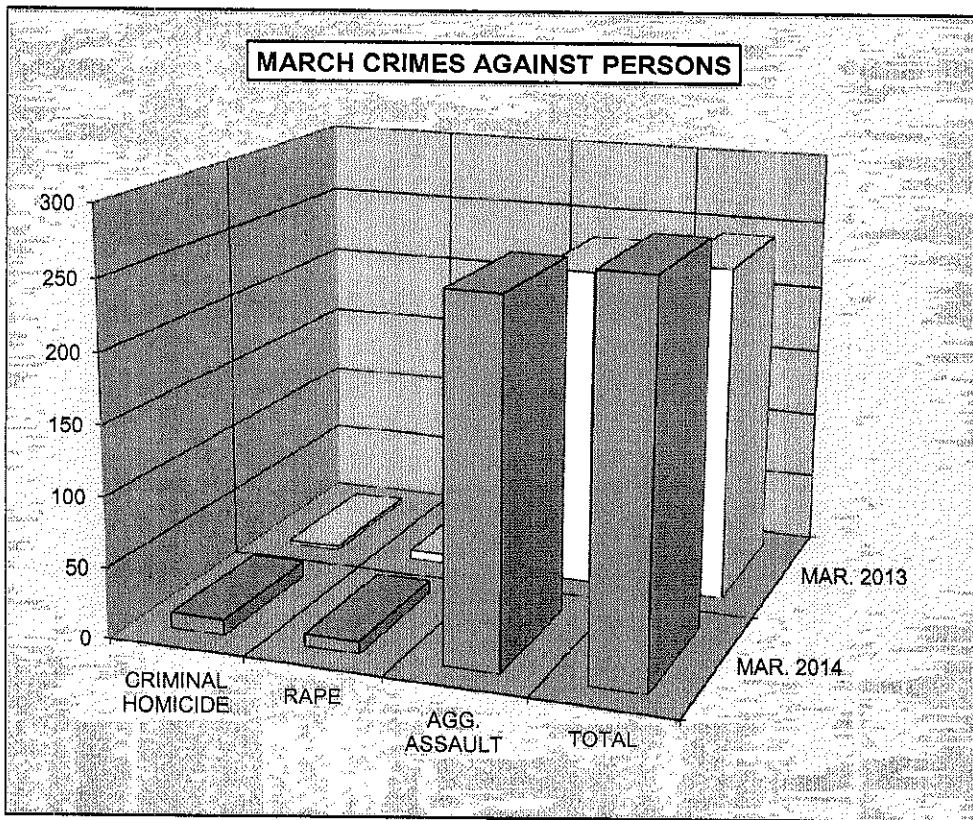
YEAR TO DATE ARREST COMPARISON 2014 VS. 2013



**2014
CRIME COMPARISON
CRIMES AGAINST PERSONS**

MARCH				
CRIME	MAR. 2014	MAR. 2013	# DIFFERENCE	% DIFFERENCE
CRIMINAL HOMICIDE	11	3	8	267%
RAPE	9	7	2	29%
AGG. ASSAULT	255	232	23	10%
TOTAL	275	242	33	14%

FIRST 3 MONTHS				
CRIME	2014 JAN. - MAR.	2013 JAN. - MAR.	# DIFFERENCE	% DIFFERENCE
CRIMINAL HOMICIDE	17	17	0	0%
RAPE	35	21	14	67%
AGG. ASSAULT	649	667	-18	-3%
TOTAL	701	705	-4	-1%

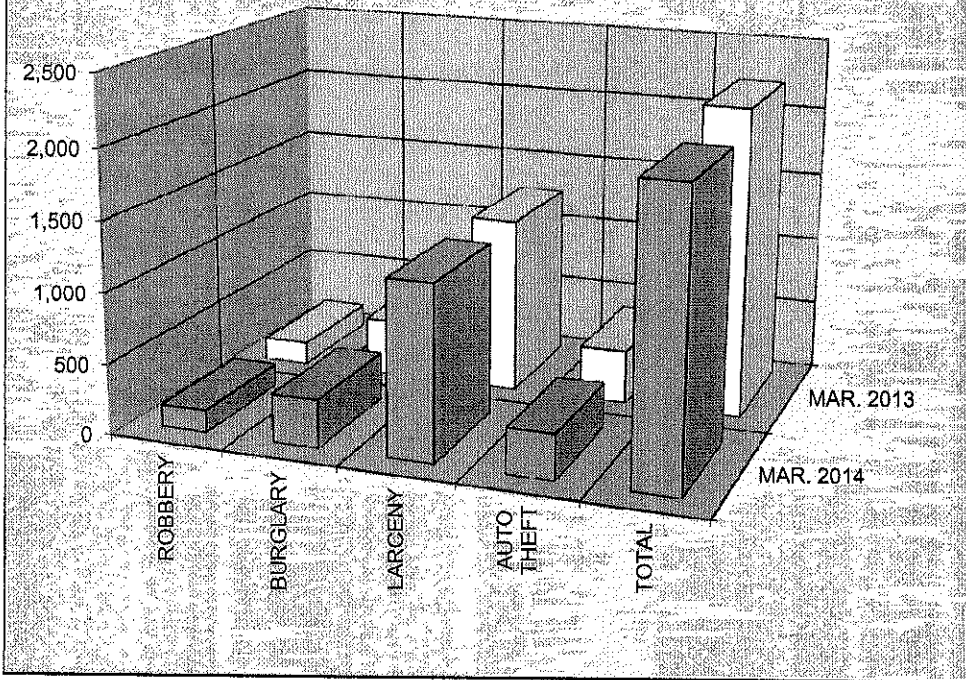


**2014
CRIME COMPARISON
CRIMES AGAINST PROPERTY**

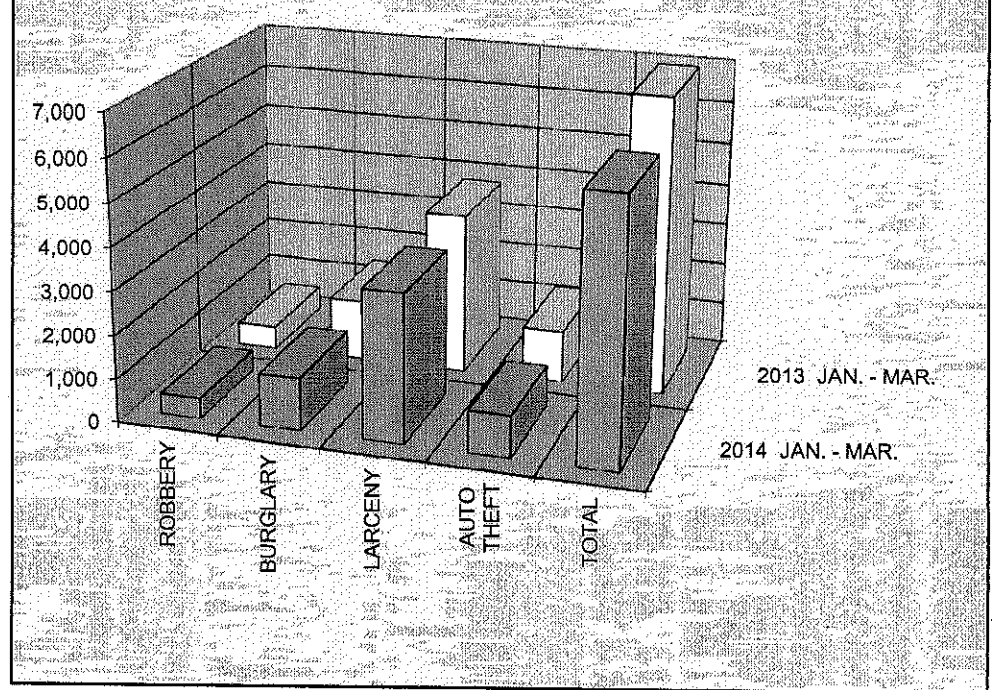
MARCH				
CRIME	MAR 2014	MAR 2013	# DIFFERENCE	% DIFFERENCE
ROBBERY	161	160	1	1%
BURGLARY	339	411	-72	-18%
LARCENY	1,236	1,262	-26	-2%
AUTO THEFT	318	382	-64	-17%
TOTAL	2,054	2,215	-161	-7%

FIRST 3 MONTHS				
CRIME	2014 JAN. - MAR.	2013 JAN. - MAR.	# DIFFERENCE	% DIFFERENCE
ROBBERY	470	545	-75	-14%
BURGLARY	1,224	1,411	-187	-13%
LARCENY	3,407	3,763	-356	-9%
AUTO THEFT	960	1,224	-264	-22%
TOTAL	6,061	6,943	-882	-13%

MARCH CRIMES AGAINST PROPERTY




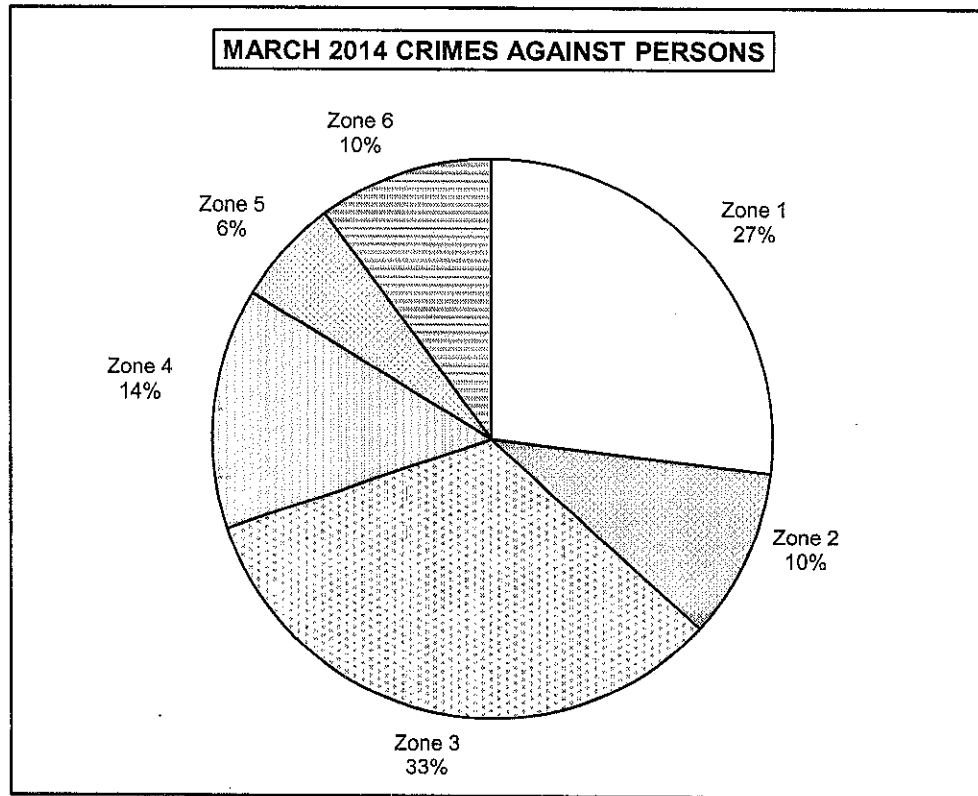
YEAR TO DATE CRIMES AGAINST PROPERTY



**2014
AREA BREAKDOWN
CRIMES AGAINST PERSONS AND PROPERTY**

MARCH 2014 CRIMES AGAINST PERSONS BY ZONE						
CRIME	Zone 1	Zone 2	Zone 3	Zone 4	Zone 5	Zone 6
CRIMINAL HOMICIDE	6	0	4	0	1	0
RAPE	2	3	0	3	0	1
AGG. ASSAULT	66	24	87	35	16	27
TOTAL CRIMES AGAINST PERSONS	74	27	91	38	17	28

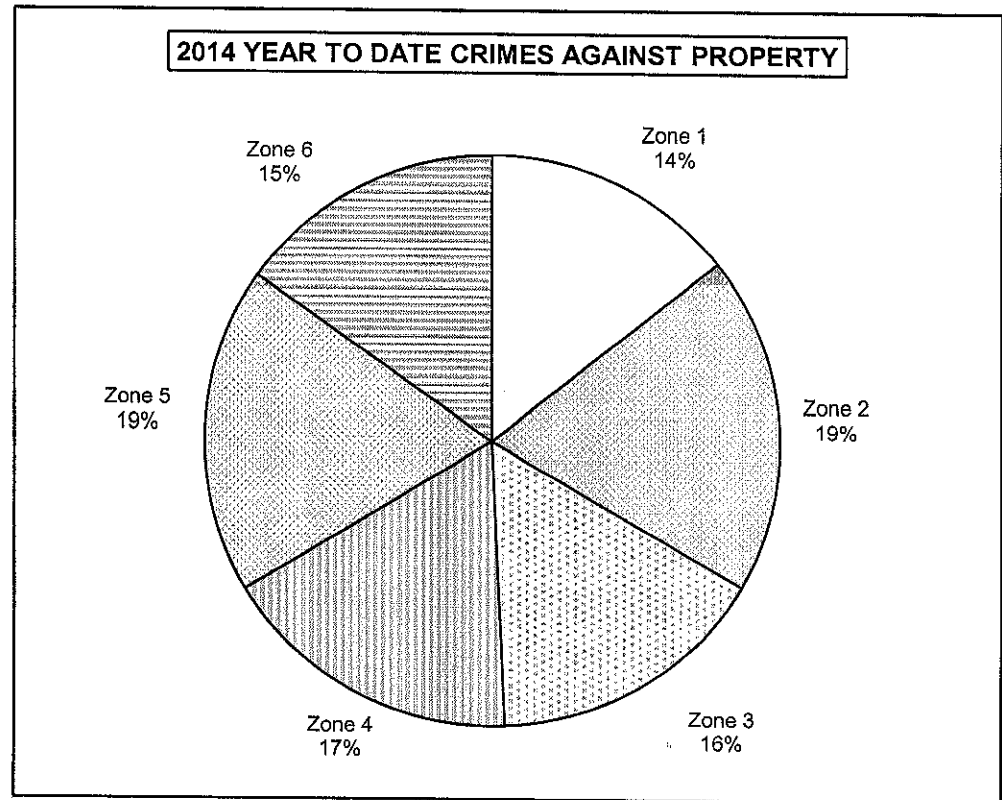
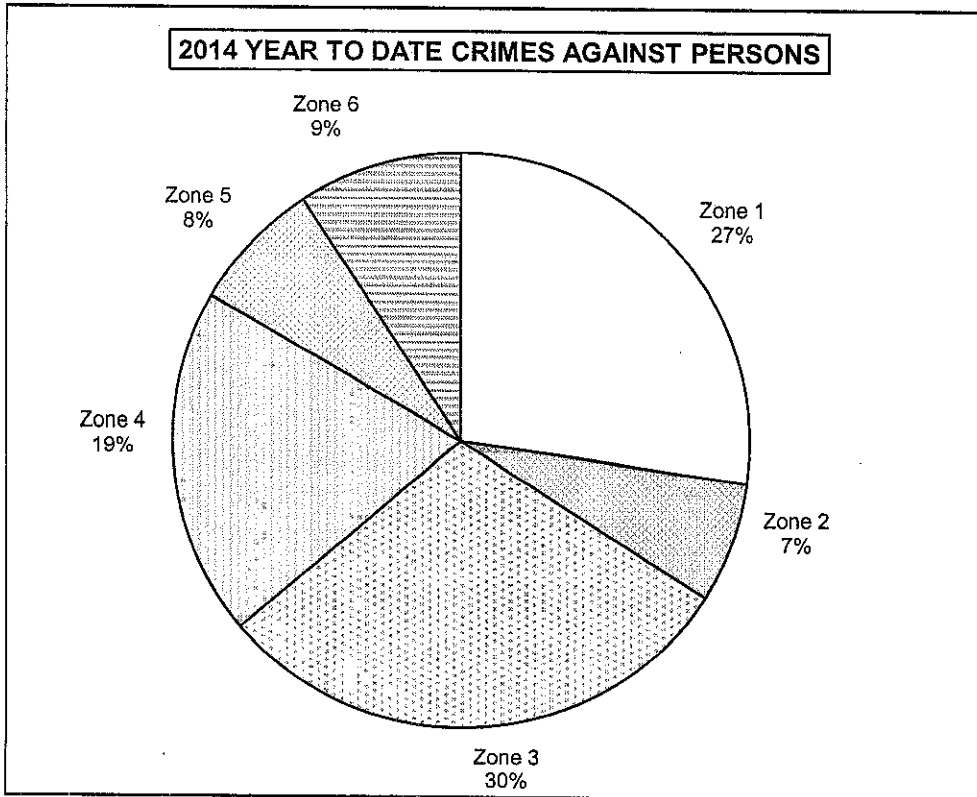
MARCH 2014 CRIMES AGAINST PROPERTY BY ZONE						
CRIME	Zone 1	Zone 2	Zone 3	Zone 4	Zone 5	Zone 6
ROBBERY	40	21	35	29	23	13
BURGLARY	68	43	76	68	17	67
LARCENY	124	326	143	153	291	199
AUTO THEFT	50	36	87	71	36	38
TOTAL CRIMES AGAINST PROPERTY	282	426	341	321	367	317



**2014
YEAR TO DATE AREA BREAKDOWN
CRIMES AGAINST PERSONS AND PROPERTY**

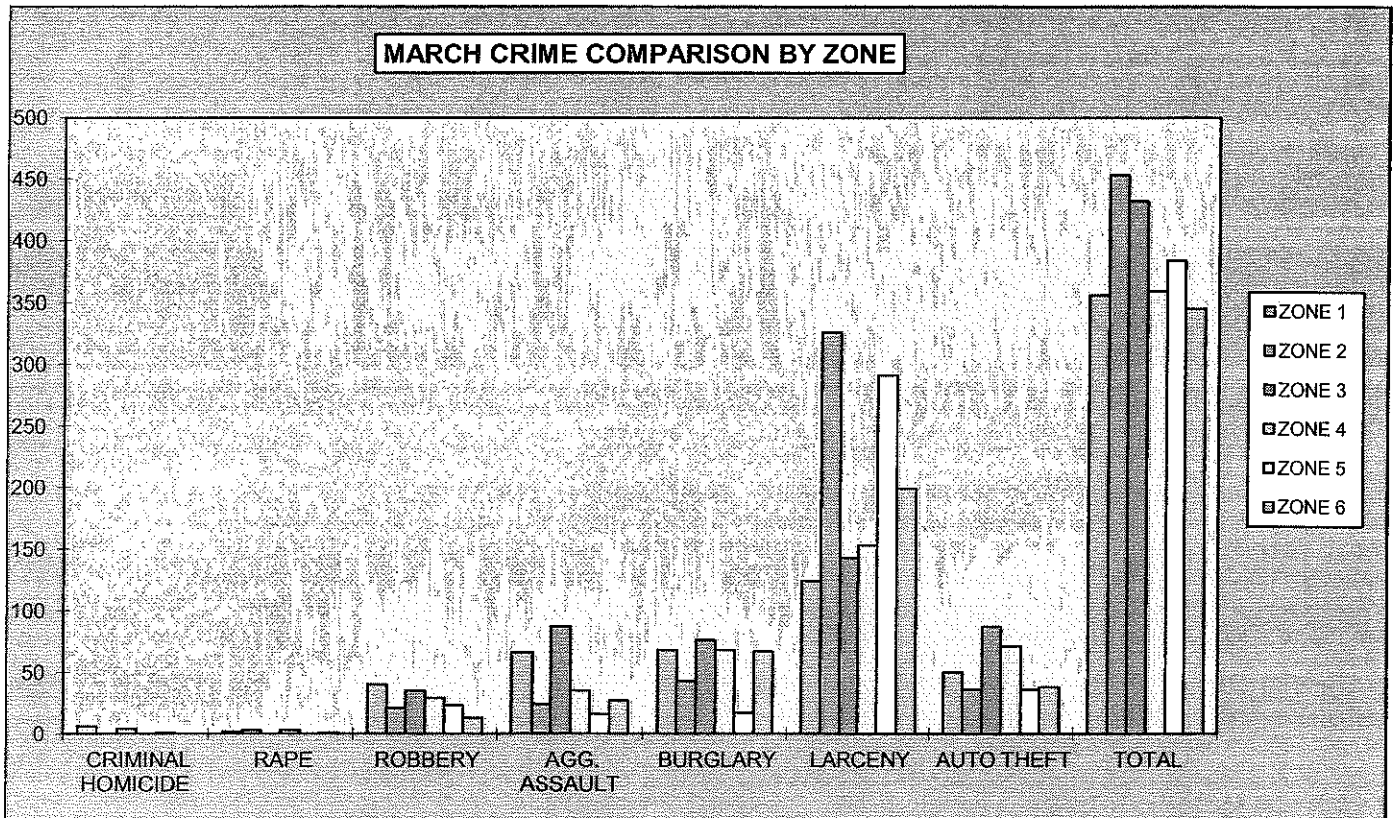
FIRST 3 MONTHS 2014 CRIMES AGAINST PERSONS BY ZONE						
CRIME	Zone 1	Zone 2	Zone 3	Zone 4	Zone 5	Zone 6
CRIMINAL HOMICIDE	10	0	6	0	1	0
RAPE	11	4	0	12	3	5
AGG. ASSAULT	170	43	204	124	48	60
TOTAL CRIMES AGAINST PERSONS	191	47	210	136	52	65

FIRST 3 MONTHS 2014 CRIMES AGAINST PROPERTY BY ZONE						
CRIME	Zone 1	Zone 2	Zone 3	Zone 4	Zone 5	Zone 6
ROBBERY	118	69	86	86	64	47
BURGLARY	230	149	261	304	64	216
LARCENY	371	845	378	419	870	524
AUTO THEFT	148	89	241	233	113	136
TOTAL CRIMES AGAINST PROPERTY	867	1,152	966	1,042	1,111	923



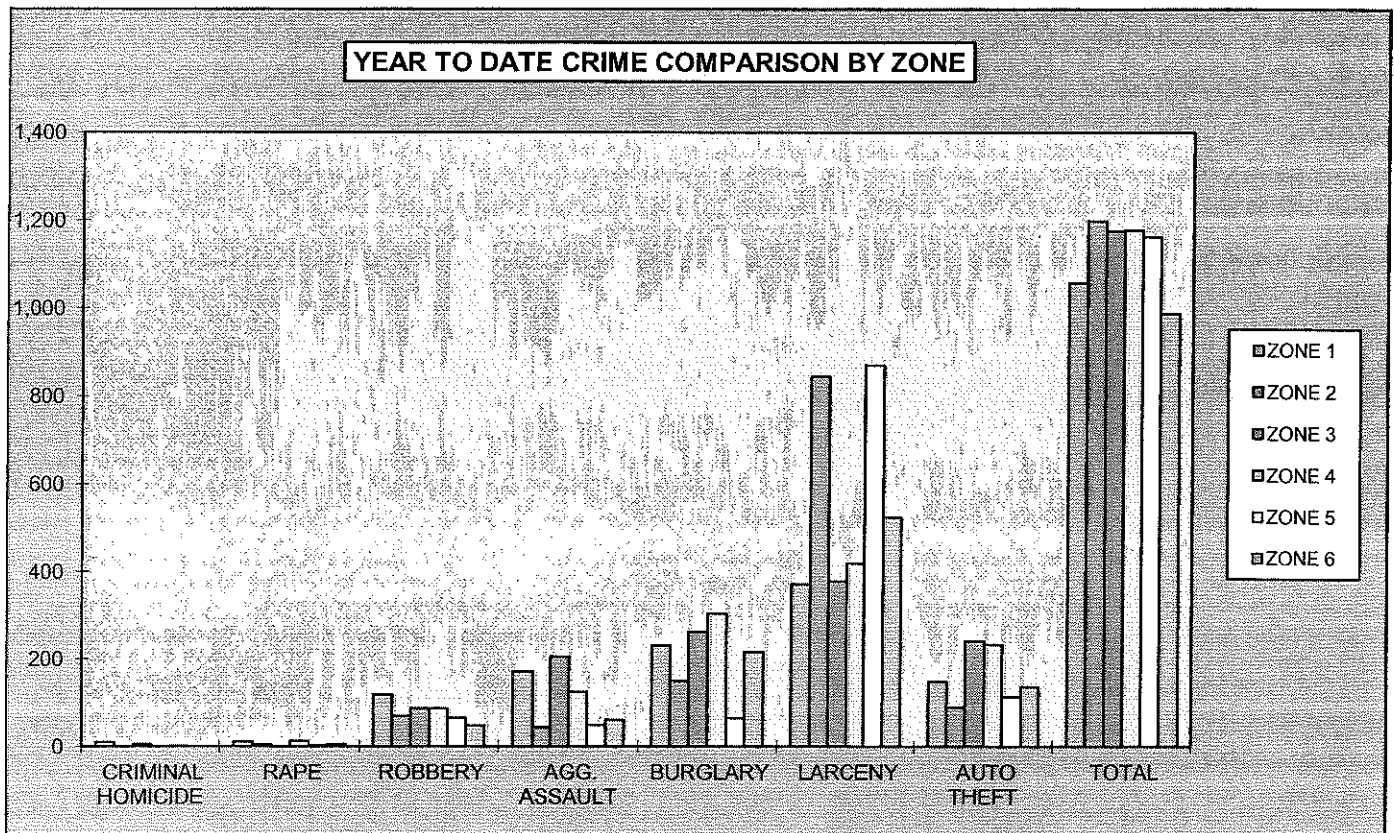
**2014
AREA BREAKDOWN**

MARCH CRIME COMPARISON BY ZONE						
CRIME	ZONE 1	ZONE 2	ZONE 3	ZONE 4	ZONE 5	ZONE 6
CRIMINAL HOMICIDE	6	0	4	0	1	0
RAPE	2	3	0	3	0	1
ROBBERY	40	21	35	29	23	13
AGG. ASSAULT	66	24	87	35	16	27
BURGLARY	68	43	76	68	17	67
RESIDENCE	63	28	69	57	10	60
NON-RESIDENCE	5	15	7	11	7	7
LARCENY	124	326	143	153	291	199
POCKETPICKING	1	2	2	0	0	-1
PURSE SNATCHING	3	2	3	6	7	6
SHOPLIFTING	35	73	21	30	31	30
FROM MOTOR VEHICLES	22	157	60	50	169	112
MOTOR VEH. PARTS/ACCESSORIES	16	13	23	13	10	6
BICYCLES	0	3	0	0	9	7
FROM BUILDINGS	24	36	15	21	34	23
FROM COIN OPERATED MACHINES	1	0	0	0	0	0
ALL OTHER	22	40	19	33	31	16
AUTO THEFT	50	36	87	71	36	38
TOTAL	356	453	432	359	384	345



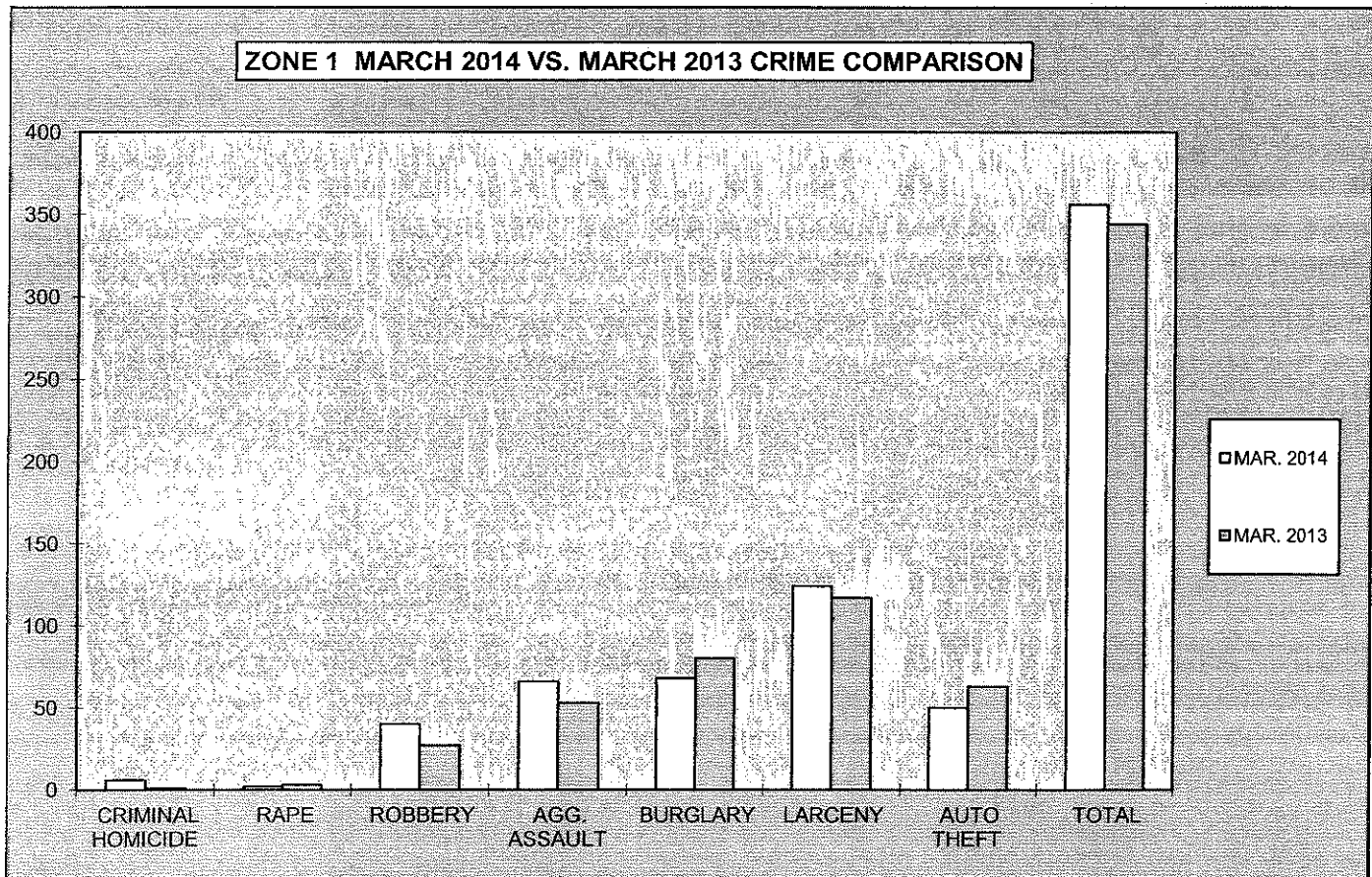
**2014
YEAR TO DATE AREA BREAKDOWN**

FIRST 3 MONTHS CRIME COMPARISON BY ZONE						
CRIME	ZONE 1	ZONE 2	ZONE 3	ZONE 4	ZONE 5	ZONE 6
CRIMINAL HOMICIDE	10	0	6	0	1	0
RAPE	11	4	0	12	3	5
ROBBERY	118	69	86	86	64	47
AGG. ASSAULT	170	43	204	124	48	60
BURGLARY	230	149	261	304	64	216
RESIDENCE	206	110	212	264	32	172
NON-RESIDENCE	24	39	49	40	32	44
LARCENY	371	845	378	419	870	524
POCKETPICKING	1	7	4	1	5	2
PURSE SNATCHING	6	5	10	11	17	8
SHOPLIFTING	97	203	60	97	89	107
FROM MOTOR VEHICLES	95	386	169	151	517	261
MOTOR VEH. PARTS/ACCESSORIES	38	33	45	44	30	24
BICYCLES	1	5	1	2	23	15
FROM BUILDINGS	59	108	33	44	100	44
FROM COIN OPERATED MACHINES	2	0	0	1	1	2
ALL OTHER	72	98	56	68	88	61
AUTO THEFT	148	89	241	233	113	136
TOTAL	1,058	1,199	1,176	1,178	1,163	988



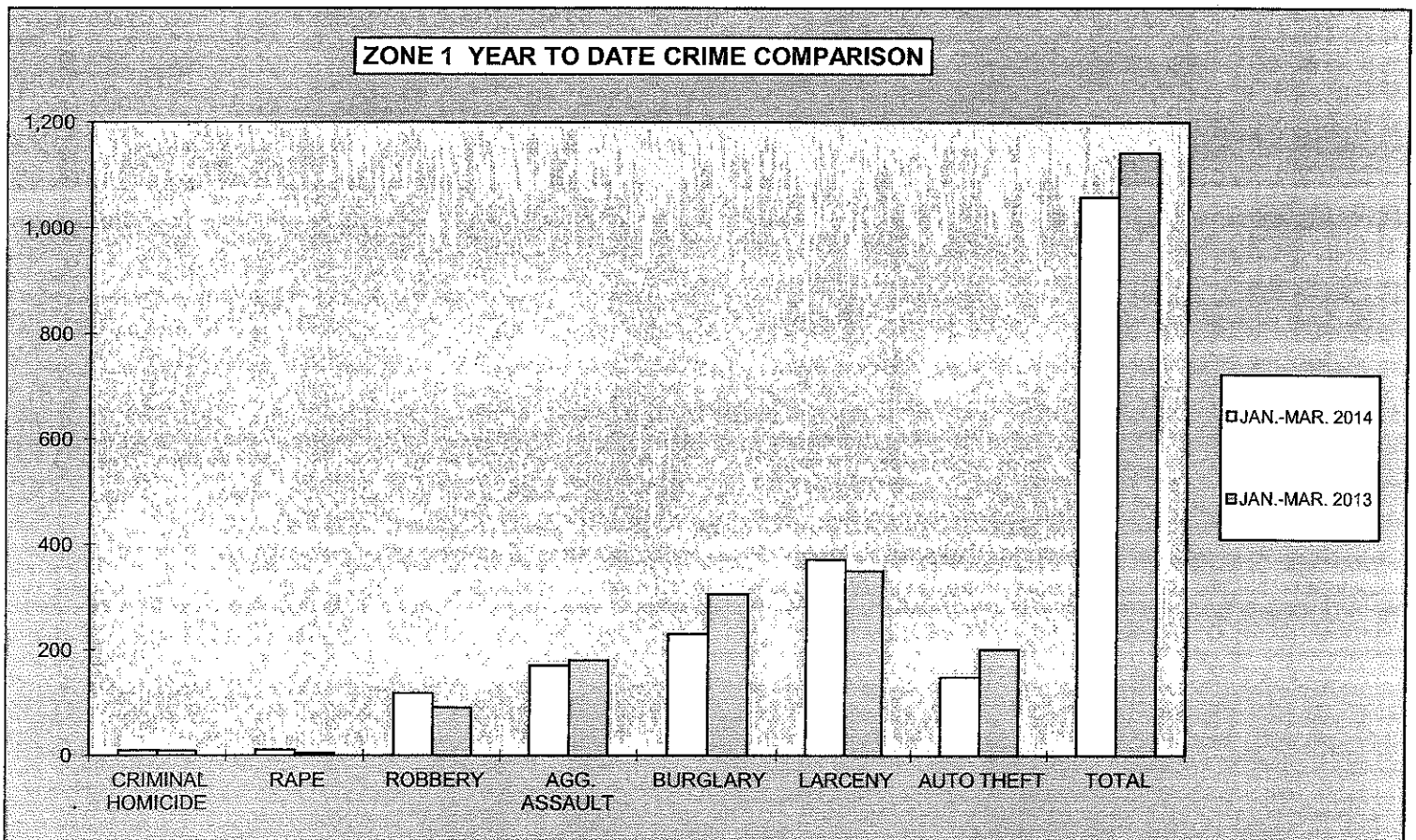
**2014
MONTHLY CRIME COMPARISON**

ZONE 1					
CRIME	MAR. 2014	MAR. 2013	# DIFFERENCE	% DIFFERENCE	
CRIMINAL HOMICIDE	6	1	5	500%	
RAPE	2	3	-1	-33%	
ROBBERY	40	27	13	48%	
AGG. ASSAULT	66	53	13	25%	
BURGLARY	68	80	-12	-15%	
RESIDENCE	63	71	-8	-11%	
NON-RESIDENCE	5	9	-4	-44%	
LARCENY	124	117	7	6%	
POCKETPICKING	1	0	1	100%	
PURSE SNATCHING	3	7	-4	-57%	
SHOPLIFTING	35	22	13	59%	
FROM MOTOR VEHICLES	22	32	-10	-31%	
MOTOR VEH. PARTS/ACCESSORIES	16	16	0	0%	
BICYCLES	0	0	0	0%	
FROM BUILDINGS	24	8	16	200%	
FROM COIN OPERATED MACHINES	1	0	1	100%	
ALL OTHER	22	32	-10	-31%	
AUTO THEFT	50	63	-13	-21%	
TOTAL	356	344	12	3%	



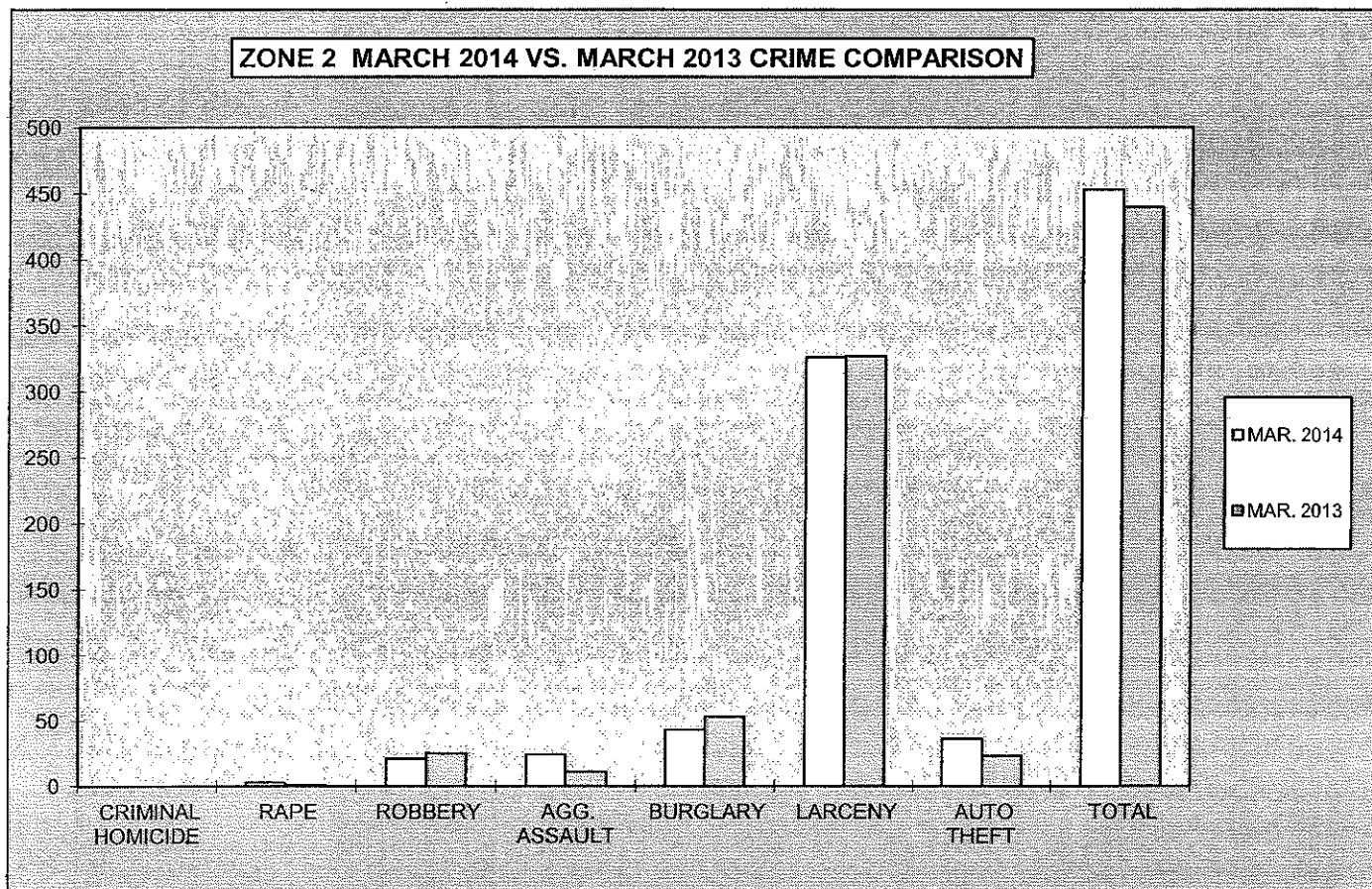
**2014
YEAR TO DATE CRIME COMPARISON**

ZONE 1				
CRIME	JAN.-MAR. 2014	JAN.-MAR. 2013	# DIFFERENCE	% DIFFERENCE
CRIMINAL HOMICIDE	10	9	1	11%
RAPE	11	5	6	120%
ROBBERY	118	91	27	30%
AGG. ASSAULT	170	180	-10	-6%
BURGLARY	230	306	-76	-25%
RESIDENCE	206	283	-77	-27%
NON-RESIDENCE	24	23	1	4%
LARCENY	371	350	21	6%
POCKETPICKING	1	1	0	0%
PURSE SNATCHING	6	14	-8	-57%
SHOPLIFTING	97	60	37	62%
FROM MOTOR VEHICLES	95	106	-11	-10%
MOTOR VEH. PARTS/ACCESSORIES	38	43	-5	-12%
BICYCLES	1	2	-1	-50%
FROM BUILDINGS	59	33	26	79%
FROM COIN OPERATED MACHINES	2	0	2	100%
ALL OTHER	72	91	-19	-21%
AUTO THEFT	148	201	-53	-26%
TOTAL	1,058	1,142	-84	-7%



**2014
MONTHLY CRIME COMPARISON**

ZONE 2				
CRIME	MAR. 2014	MAR. 2013	# DIFFERENCE	% DIFFERENCE
CRIMINAL HOMICIDE	0	0	0	0%
RAPE	3	1	2	200%
ROBBERY	21	25	-4	-16%
AGG. ASSAULT	24	11	13	118%
BURGLARY	43	53	-10	-19%
RESIDENCE	28	41	-13	-32%
NON-RESIDENCE	15	12	3	25%
LARCENY	326	327	-1	0%
POCKETPICKING	2	-1	3	300%
PURSE SNATCHING	2	3	-1	-33%
SHOPLIFTING	73	75	-2	-3%
FROM MOTOR VEHICLES	157	164	-7	-4%
MOTOR VEH. PARTS/ACCESSORIES	13	17	-4	-24%
BICYCLES	3	0	3	100%
FROM BUILDINGS	36	37	-1	-3%
FROM COIN OPERATED MACHINES	0	0	0	0%
ALL OTHER	40	32	8	25%
AUTO THEFT	36	23	13	57%
TOTAL	453	440	13	3%

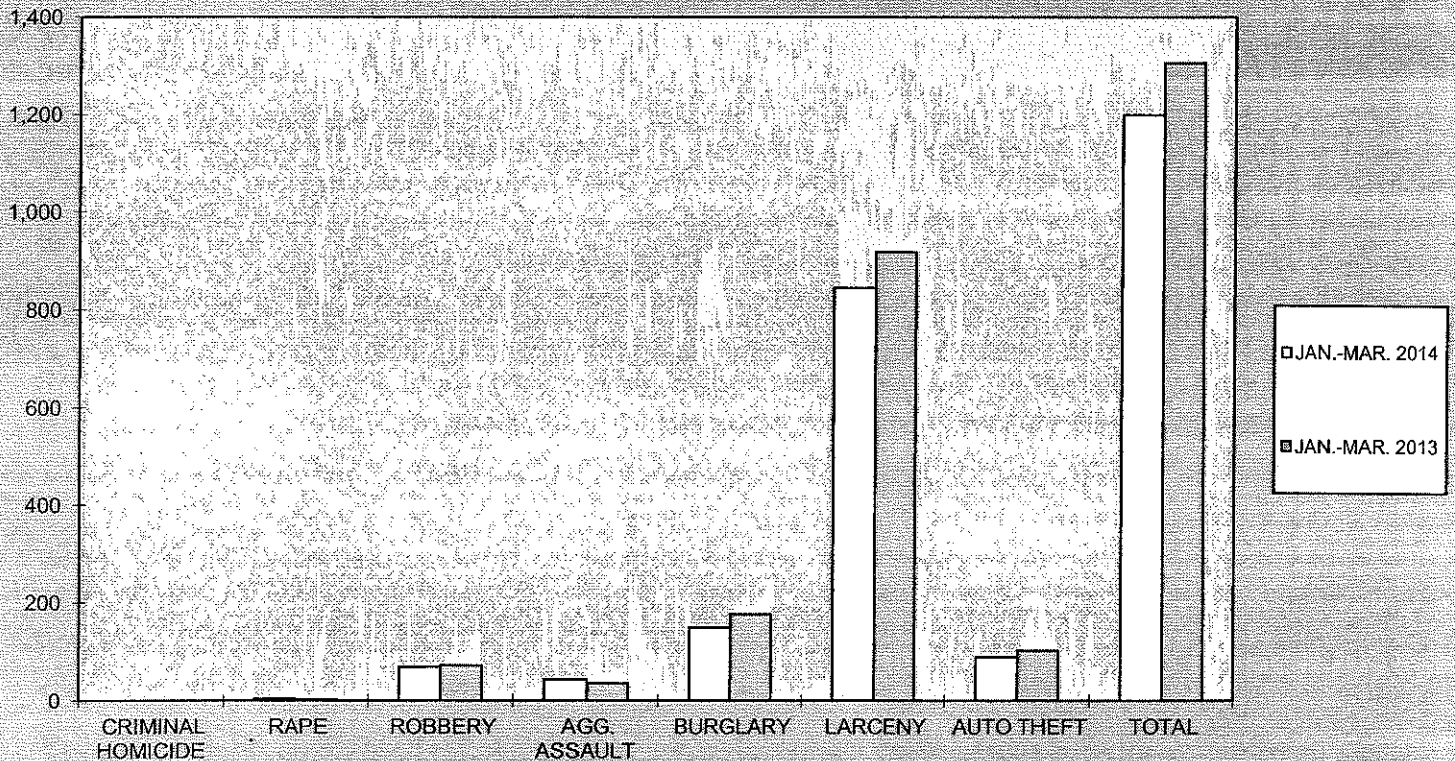


**2014
YEAR TO DATE CRIME COMPARISON**

ZONE 2

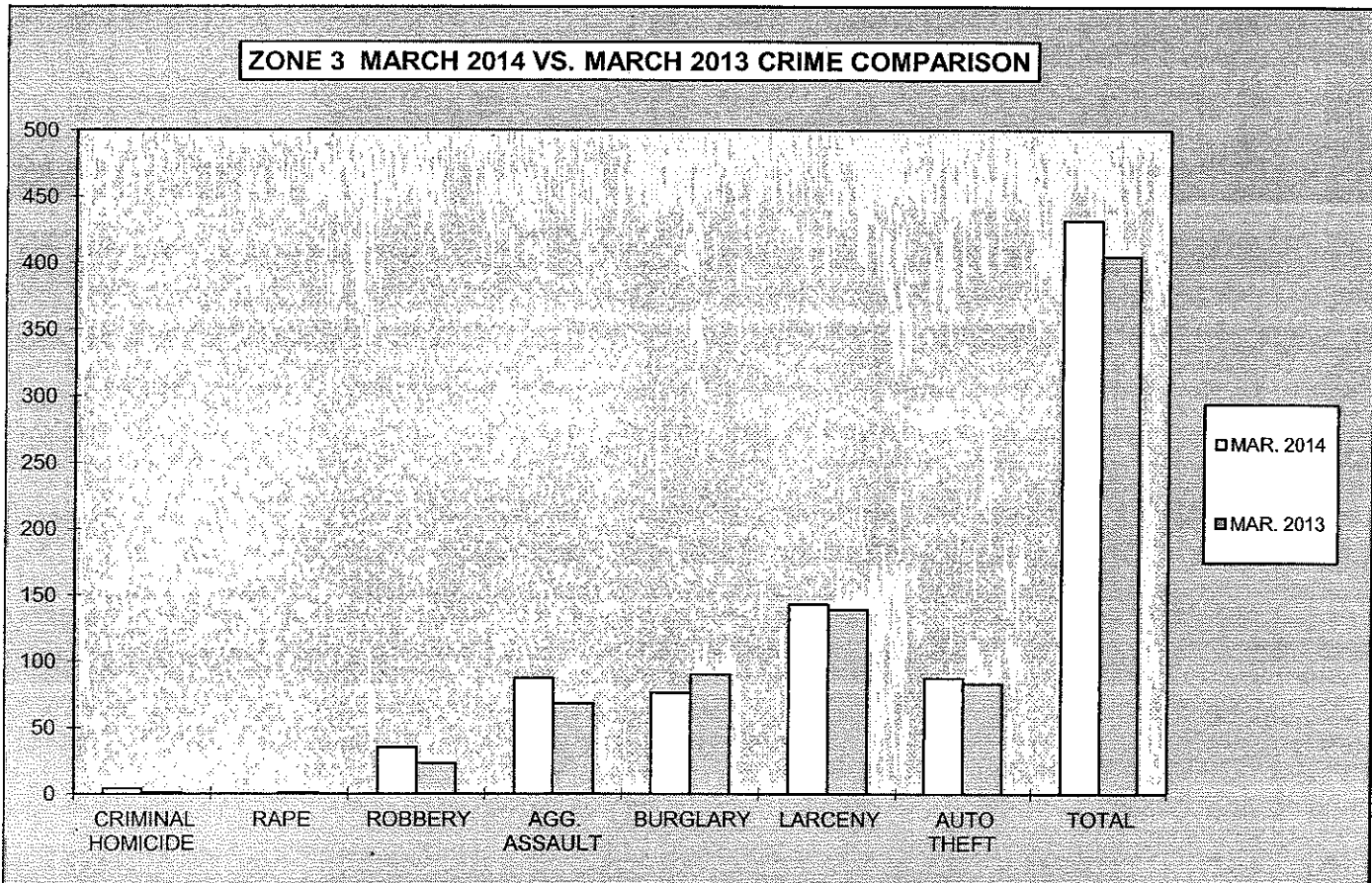
CRIME	JAN.-MAR. 2014	JAN.-MAR. 2013	# DIFFERENCE	% DIFFERENCE
CRIMINAL HOMICIDE	0	0	0	0%
RAPE	4	3	1	33%
ROBBERY	69	72	-3	-4%
AGG. ASSAULT	43	35	8	23%
BURGLARY	149	176	-27	-15%
RESIDENCE	110	130	-20	-15%
NON-RESIDENCE	39	46	-7	-15%
LARCENY	845	918	-73	-8%
POCKETPICKING	7	2	5	250%
PURSE SNATCHING	5	10	-5	-50%
SHOPLIFTING	203	218	-15	-7%
FROM MOTOR VEHICLES	386	452	-66	-15%
MOTOR VEH. PARTS/ACCESSORIES	33	47	-14	-30%
BICYCLES	5	5	0	0%
FROM BUILDINGS	108	111	-3	-3%
FROM COIN OPERATED MACHINES	0	0	0	0%
ALL OTHER	98	73	25	34%
AUTO THEFT	89	102	-13	-13%
TOTAL	1,199	1,306	-107	-8%

ZONE 2 YEAR TO DATE CRIME COMPARISON



2014
MONTHLY CRIME COMPARISON

ZONE 3				
CRIME	MAR. 2014	MAR. 2013	# DIFFERENCE	% DIFFERENCE
CRIMINAL HOMICIDE	4	1	3	300%
RAPE	0	1	-1	-100%
ROBBERY	35	23	12	52%
AGG. ASSAULT	87	68	19	28%
BURGLARY	76	90	-14	-16%
RESIDENCE	69	82	-13	-16%
NON-RESIDENCE	7	8	-1	-13%
LARCENY	143	139	4	3%
POCKETPICKING	2	0	2	100%
PURSE SNATCHING	3	3	0	0%
SHOPLIFTING	21	17	4	24%
FROM MOTOR VEHICLES	60	54	6	11%
MOTOR VEH. PARTS/ACCESSORIES	23	17	6	35%
BICYCLES	0	0	0	0%
FROM BUILDINGS	15	9	6	67%
FROM COIN OPERATED MACHINES	0	0	0	0%
ALL OTHER	19	39	-20	-51%
AUTO THEFT	87	83	4	5%
TOTAL	432	405	27	7%

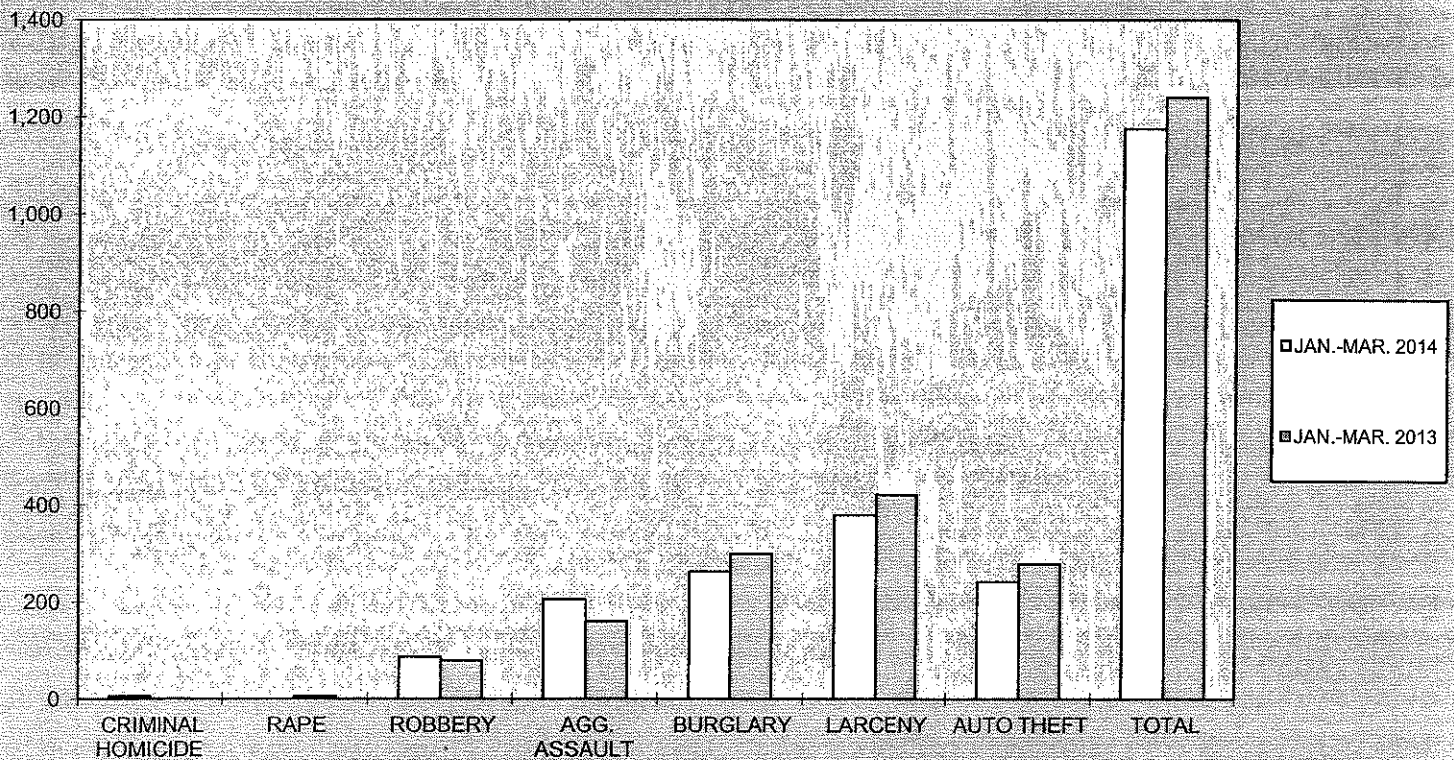


**2014
YEAR TO DATE CRIME COMPARISON**

ZONE 3

CRIME	JAN. - MAR. 2014	JAN. - MAR. 2013	# DIFFERENCE	% DIFFERENCE
CRIMINAL HOMICIDE	6	1	5	500%
RAPE	0	6	-6	-100%
ROBBERY	86	79	7	9%
AGG. ASSAULT	204	159	45	28%
BURGLARY	261	298	-37	-12%
RESIDENCE	212	267	-55	-21%
NON-RESIDENCE	49	31	18	58%
LARCENY	378	420	-42	-10%
POCKETPICKING	4	6	-2	-33%
PURSE SNATCHING	10	12	-2	-17%
SHOPLIFTING	60	49	11	22%
FROM MOTOR VEHICLES	169	129	40	31%
MOTOR VEH. PARTS/ACCESSORIES	45	47	-2	-4%
BICYCLES	1	3	-2	-67%
FROM BUILDINGS	33	56	-23	-41%
FROM COIN OPERATED MACHINES	0	0	0	0%
ALL OTHER	56	118	-62	-53%
AUTO THEFT	241	278	-37	-13%
TOTAL	1,176	1,241	-65	-5%

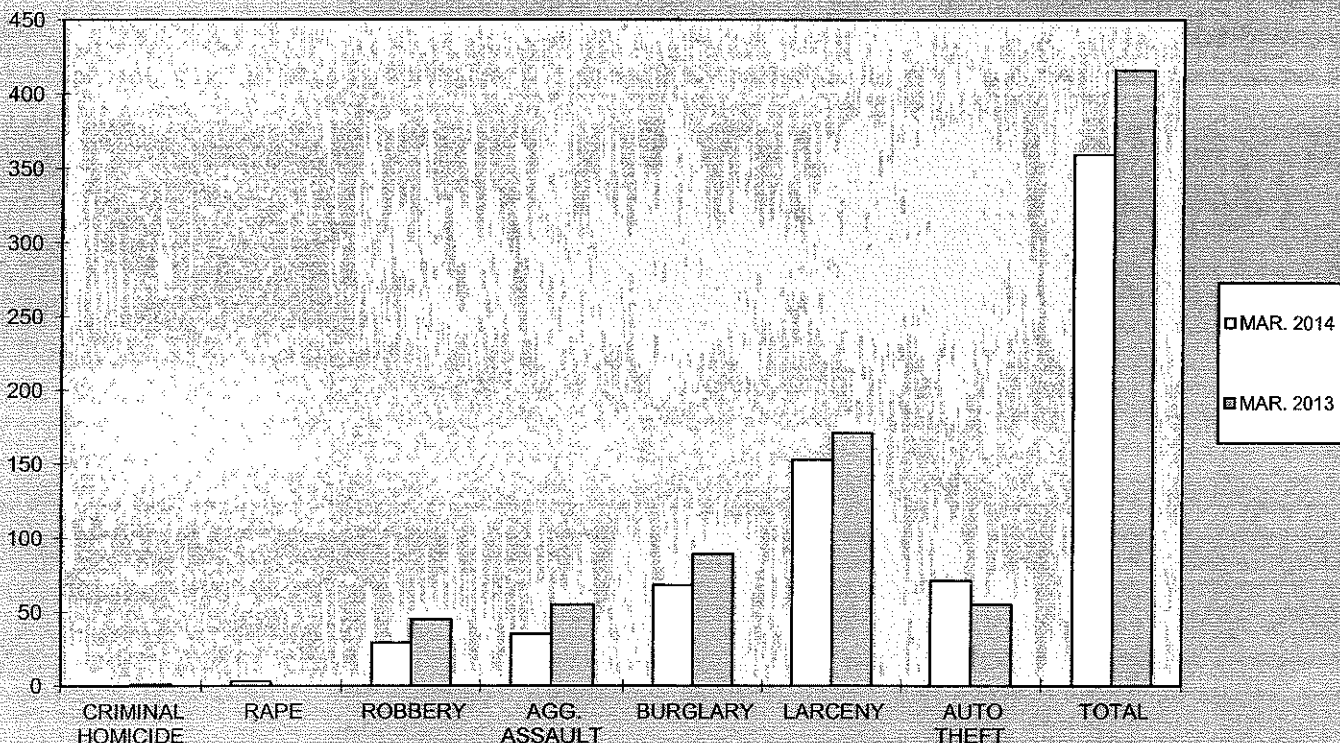
ZONE 3 YEAR TO DATE CRIME COMPARISON



**2014
MONTHLY CRIME COMPARISON**

ZONE 4				
CRIME	MAR. 2014	MAR. 2013	# DIFFERENCE	% DIFFERENCE
CRIMINAL HOMICIDE	0	1	-1	-100%
RAPE	3	0	3	100%
ROBBERY	29	45	-16	-36%
AGG. ASSAULT	35	55	-20	-36%
BURGLARY	68	89	-21	-24%
RESIDENCE	57	85	-28	-33%
NON-RESIDENCE	11	4	7	175%
LARCENY	153	171	-18	-11%
POCKETPICKING	0	1	-1	-100%
PURSE SNATCHING	6	5	1	20%
SHOPLIFTING	30	39	-9	-23%
FROM MOTOR VEHICLES	50	37	13	35%
MOTOR VEH. PARTS/ACCESSORIES	13	11	2	18%
BICYCLES	0	2	-2	-100%
FROM BUILDINGS	21	27	-6	-22%
FROM COIN OPERATED MACHINES	0	0	0	0%
ALL OTHER	33	49	-16	-33%
AUTO THEFT	71	55	16	29%
TOTAL	359	416	-57	-14%

ZONE 4 MARCH 2014 VS. MARCH 2013 CRIME COMPARISON

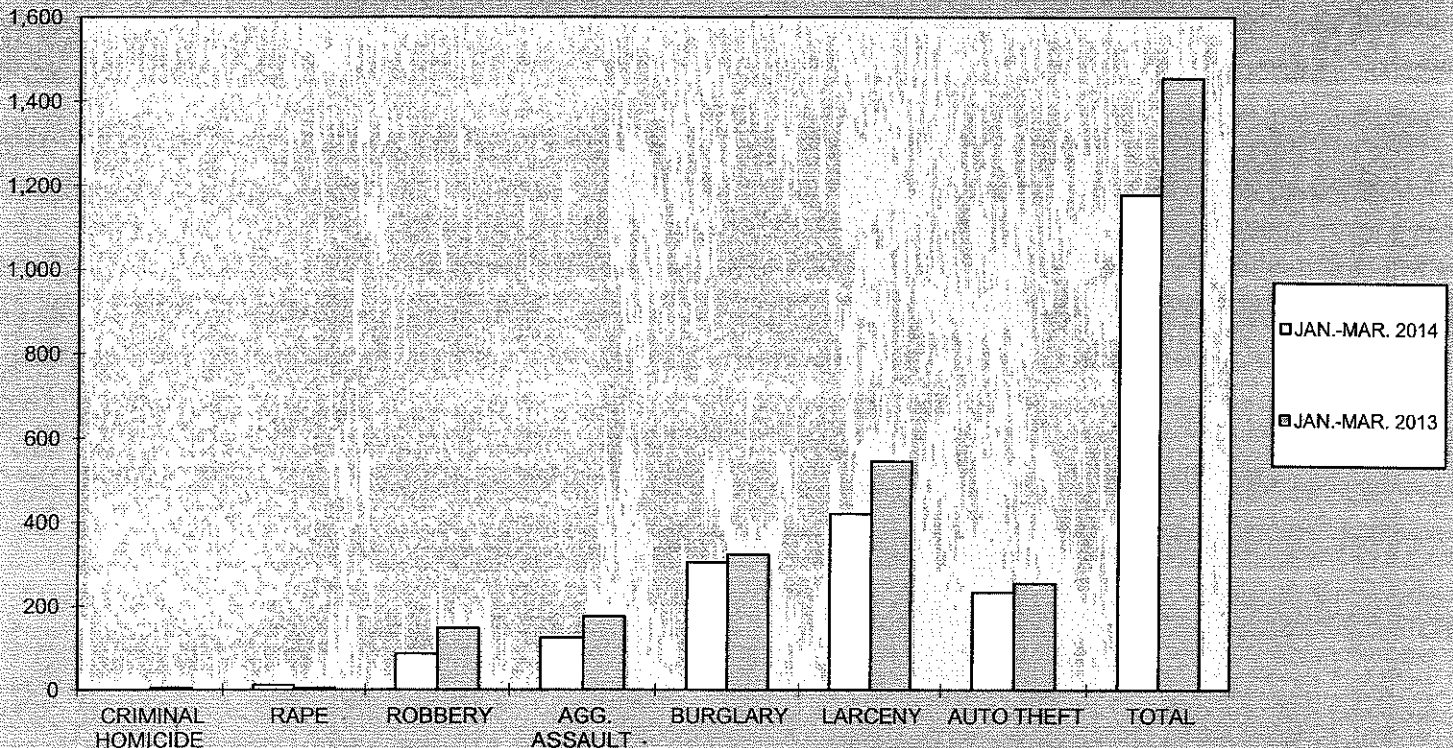


**2014
YEAR TO DATE CRIME COMPARISON**

ZONE 4

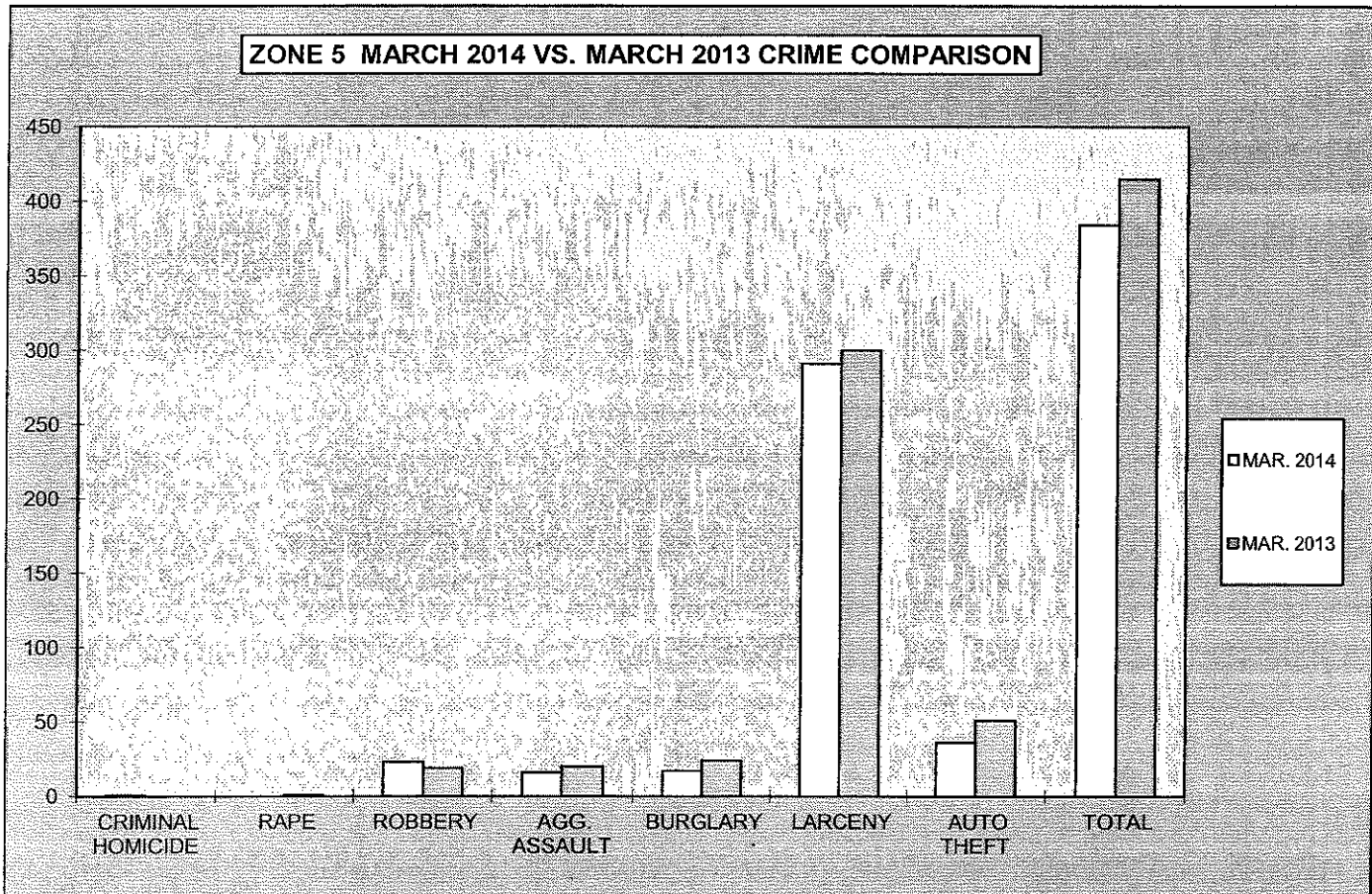
CRIME	JAN. MAR. 2014	JAN. MAR. 2013	# DIFFERENCE	% DIFFERENCE
CRIMINAL HOMICIDE	0	6	-6	-100%
RAPE	12	5	7	140%
ROBBERY	86	147	-61	-41%
AGG. ASSAULT	124	175	-51	-29%
BURGLARY	304	323	-19	-6%
RESIDENCE	264	304	-40	-13%
NON-RESIDENCE	40	19	21	111%
LARCENY	419	545	-126	-23%
POCKETPICKING	1	1	0	0%
PURSE SNATCHING	11	17	-6	-35%
SHOPLIFTING	97	121	-24	-20%
FROM MOTOR VEHICLES	151	165	-14	-8%
MOTOR VEH. PARTS/ACCESSORIES	44	45	-1	-2%
BICYCLES	2	5	-3	-60%
FROM BUILDINGS	44	66	-22	-33%
FROM COIN OPERATED MACHINES	1	2	-1	-50%
ALL OTHER	68	123	-55	-45%
AUTO THEFT	233	254	-21	-8%
TOTAL	1,178	1,455	-277	-19%

ZONE 4 YEAR TO DATE CRIME COMPARISON



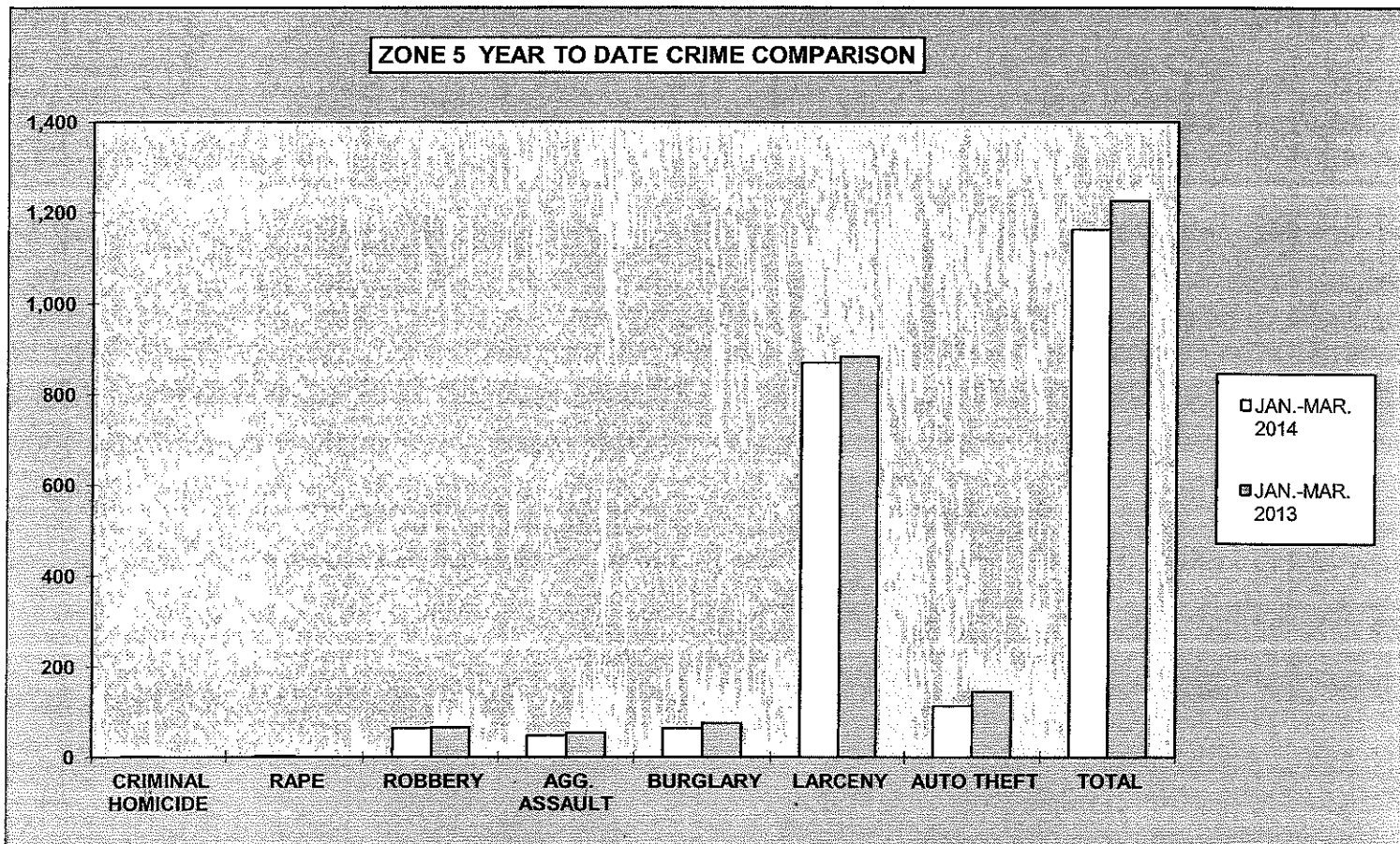
2014
MONTHLY CRIME COMPARISON

ZONE 5				
CRIME	MAR. 2014	MAR. 2013	# DIFFERENCE	% DIFFERENCE
CRIMINAL HOMICIDE	1	0	1	100%
RAPE	0	1	-1	-100%
ROBBERY	23	19	4	21%
AGG. ASSAULT	16	20	-4	-20%
BURGLARY	17	24	-7	-29%
RESIDENCE	10	18	-8	-44%
NON-RESIDENCE	7	6	1	17%
LARCENY	291	300	-9	-3%
POCKETPICKING	0	0	0	0%
PURSE SNATCHING	7	13	-6	-46%
SHOPLIFTING	31	26	5	19%
FROM MOTOR VEHICLES	169	158	11	7%
MOTOR VEH. PARTS/ACCESSORIES	10	24	-14	-58%
BICYCLES	9	9	0	0%
FROM BUILDINGS	34	38	-4	-11%
FROM COIN OPERATED MACHINES	0	1	-1	-100%
ALL OTHER	31	31	0	0%
AUTO THEFT	36	51	-15	-29%
TOTAL	384	415	-31	-7%



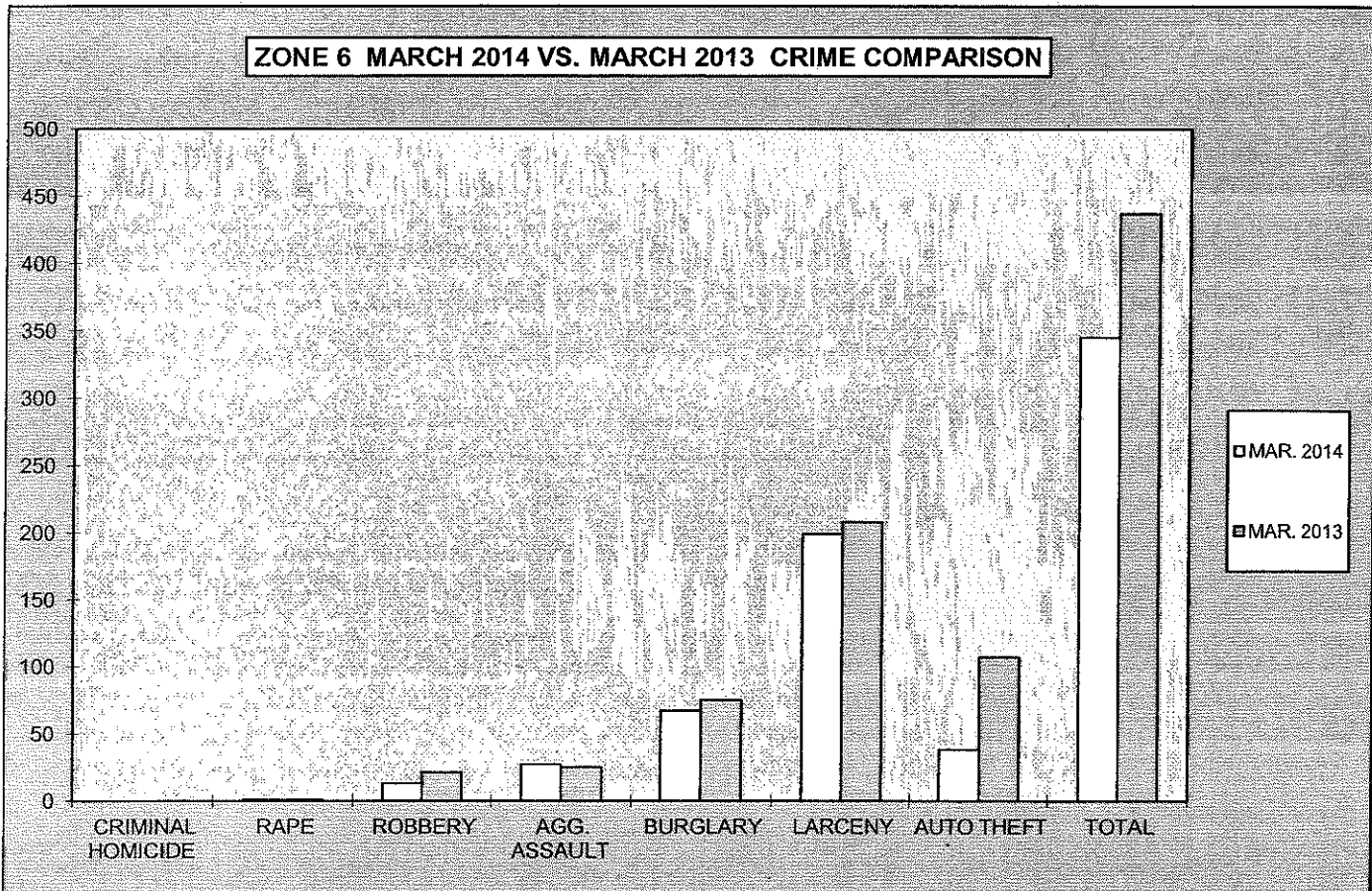
**2014
YEAR TO DATE CRIME COMPARISON**

ZONE 5					
CRIME	JAN. - MAR. 2014	JAN. - MAR. 2013	# DIFFERENCE	% DIFFERENCE	
CRIMINAL HOMICIDE	1	0	1	100%	
RAPE	3	1	2	200%	
ROBBERY	64	66	-2	-3%	
AGG. ASSAULT	48	54	-6	-11%	
BURGLARY	64	75	-11	-15%	
RESIDENCE	32	49	-17	-35%	
NON-RESIDENCE	32	26	6	23%	
LARCENY	870	884	-14	-2%	
POCKETPICKING	5	7	-2	-29%	
PURSE SNATCHING	17	36	-19	-53%	
SHOPLIFTING	89	69	20	29%	
FROM MOTOR VEHICLES	517	476	41	9%	
MOTOR VEH. PARTS/ACCESSORIES	30	75	-45	-60%	
BICYCLES	23	15	8	53%	
FROM BUILDINGS	100	120	-20	-17%	
FROM COIN OPERATED MACHINES	1	3	-2	-67%	
ALL OTHER	88	83	5	6%	
AUTO THEFT	113	145	-32	-22%	
TOTAL	1,163	1,225	-62	-5%	



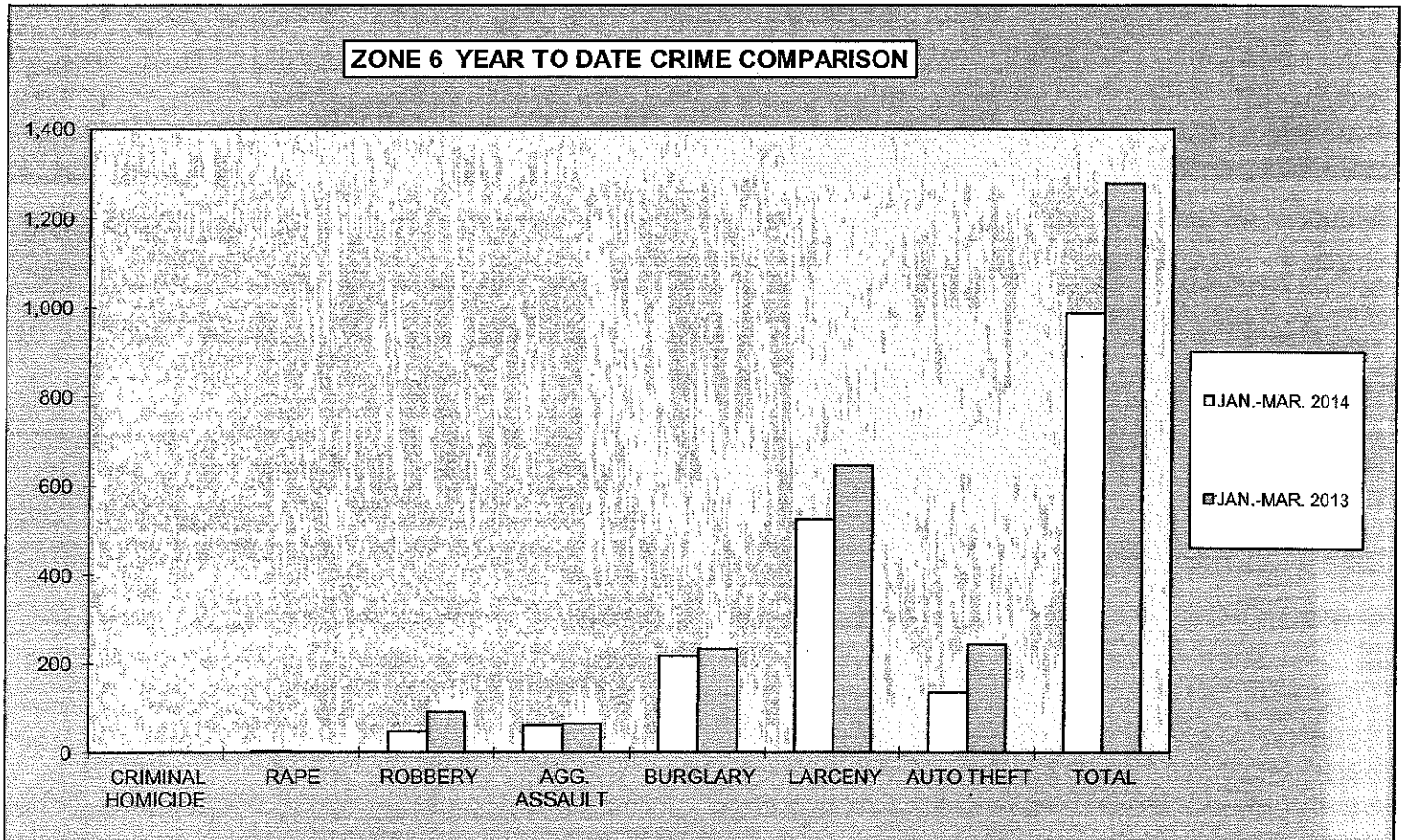
**2014
MONTHLY CRIME COMPARISON**

ZONE 6				
CRIME	MAR. 2014	MAR. 2013	# DIFFERENCE	% DIFFERENCE
CRIMINAL HOMICIDE	0	0	0	0%
RAPE	1	1	0	0%
ROBBERY	13	21	-8	-38%
AGG. ASSAULT	27	25	2	8%
BURGLARY	67	75	-8	-11%
RESIDENCE	60	63	-3	-5%
NON-RESIDENCE	7	12	-5	-42%
LARCENY	199	208	-9	-4%
POCKETPICKING	-1	1	-2	-200%
PURSE SNATCHING	6	2	4	200%
SHOPLIFTING	30	43	-13	-30%
FROM MOTOR VEHICLES	112	104	8	8%
MOTOR VEH. PARTS/ACCESSORIES	6	14	-8	-57%
BICYCLES	7	4	3	75%
FROM BUILDINGS	23	10	13	130%
FROM COIN OPERATED MACHINES	0	0	0	0%
ALL OTHER	16	30	-14	-47%
AUTO THEFT	38	107	-69	-64%
TOTAL	345	437	-92	-21%



**2014
YEAR TO DATE CRIME COMPARISON**

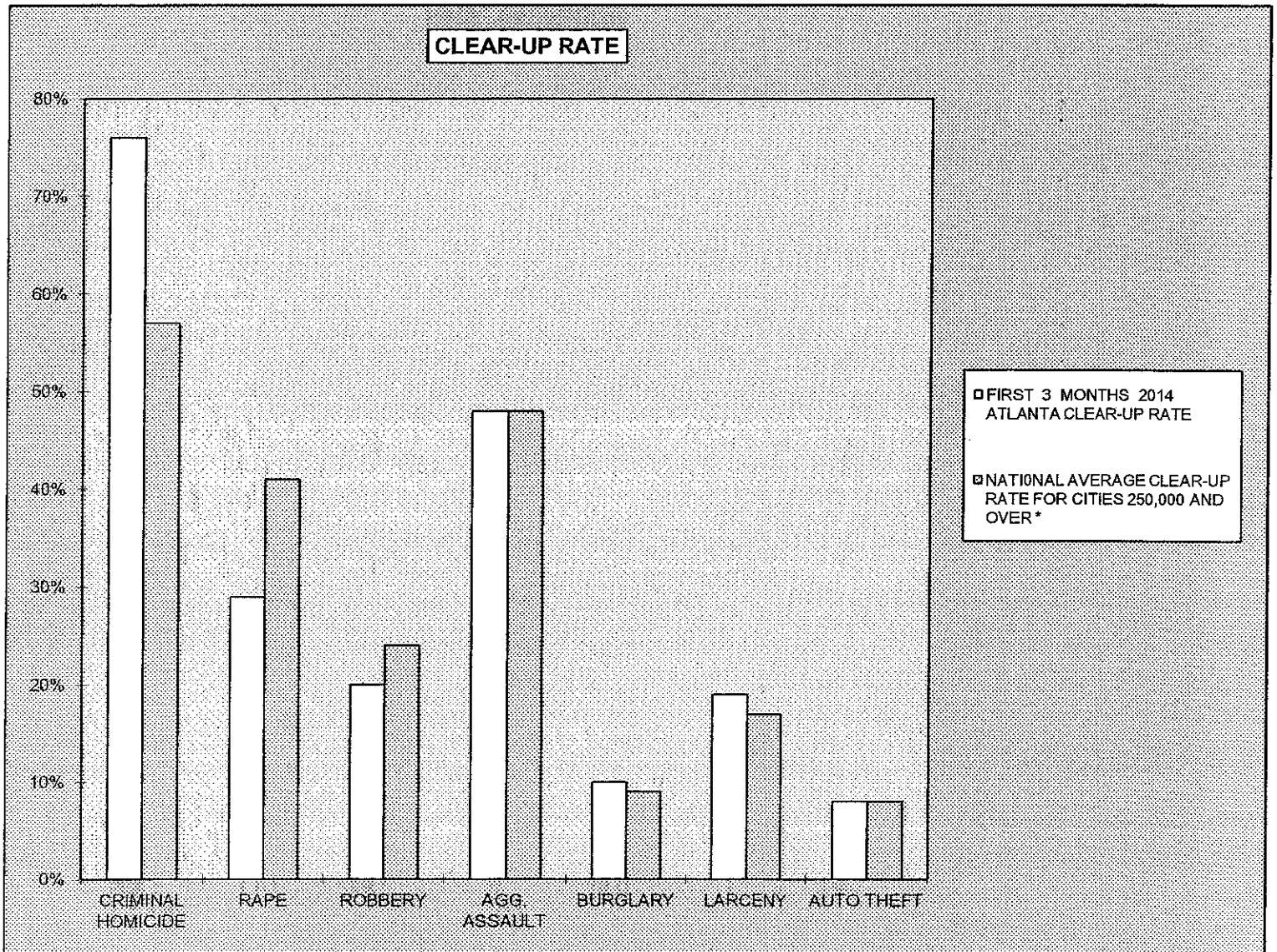
ZONE 6					
CRIME	JAN.-MAR. 2014	JAN.-MAR. 2013	# DIFFERENCE	% DIFFERENCE	
CRIMINAL HOMICIDE	0	1	-1	-100%	
RAPE	5	1	4	400%	
ROBBERY	47	90	-43	-48%	
AGG. ASSAULT	60	64	-4	-6%	
BURGLARY	216	233	-17	-7%	
RESIDENCE	172	191	-19	-10%	
NON-RESIDENCE	44	42	2	5%	
LARCENY	524	646	-122	-19%	
POCKETPICKING	2	5	-3	-60%	
PURSE SNATCHING	8	13	-5	-38%	
SHOPLIFTING	107	125	-18	-14%	
FROM MOTOR VEHICLES	261	327	-66	-20%	
MOTOR VEH. PARTS/ACCESSORIES	24	46	-22	-48%	
BICYCLES	15	14	1	7%	
FROM BUILDINGS	44	36	8	22%	
FROM COIN OPERATED MACHINES	2	0	2	100%	
ALL OTHER	61	80	-19	-24%	
AUTO THEFT	136	244	-108	-44%	
TOTAL	988	1,279	-291	-23%	



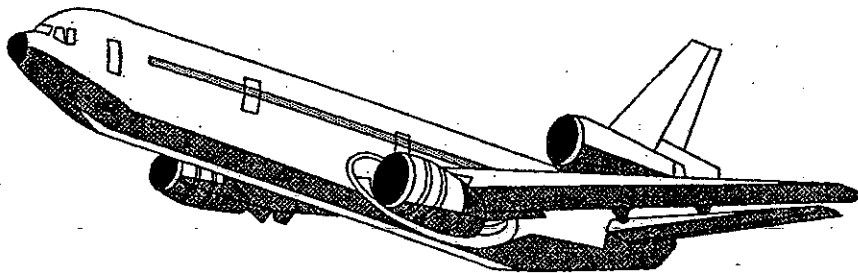
**2014
CRIME COMPARISON
CLEAR-UP RATE**

CRIME	FIRST 3 MONTHS 2014 ATLANTA CLEAR-UP RATE	NATIONAL AVERAGE CLEAR-UP RATE FOR CITIES 250,000 AND OVER *
CRIMINAL HOMICIDE	76%	57%
RAPE	29%	41%
ROBBERY	20%	24%
AGG. ASSAULT	48%	48%
BURGLARY	10%	9%
LARCENY	19%	17%
AUTO THEFT	8%	8%

* National Average for Cities 250,000 and Over Based on Latest Annual (2012) FBI Uniform Crime Report



APD



The Atlanta Airport
UNIFORM CRIME REPORTING



MARCH 2014

SUPPORT SERVICES DIVISION
INFORMATION SERVICES SECTION

RETURN A - MONTHLY RETURN OF OFFENSES KNOWN TO THE POLICE

1-720b (Rev. 8-30-94)
OMB No. 1110-0001

This report is authorized by law Title 28, Section 534, U. S. Code. While you are not required to respond, your cooperation in forwarding this report by the 7th day after the close of the month to Uniform Crime Reports, Federal Bureau of Investigation, Washington, D.C. 20535, will assist in compiling comprehensive, accurate national crime figures on a timely basis.

1		2	3	4	5	6
CLASSIFICATION OF OFFENSES	Data Entry	OFFENSES REPORTED OR KNOWN TO POLICE (INCLUDE "UNFOUNDED" AND ATTEMPTS)	UNFOUNDED, I.E., FALSE OR BASELESS COMPLAINTS	NUMBER OF ACTUAL OFFENSES (COLUMN 2 MINUS COLUMN 3) INCLUDE ATTEMPTS	TOTAL OFFENSES CLEARED BY ARREST OR EXCEPTIONAL MEANS (INCLUDES COL 6)	NUMBER OF CLEARANCES INVOLVING ONLY PERSONS UNDER 18 YEARS OF AGE
1. <u>CRIMINAL HOMICIDE</u>						
a. MURDER AND NONNEGLIGENT HOMICIDE	11	0	0	0	0	0
b. MANSLAUGHTER BY NEGLIGENCE	12					
2. FORCIBLE RAPE TOTAL	20	0	0	0	1	0
a. Rape by Force	21	0	0	0	1	0
b. Attempts to commit Forcible Rape	22	0	0	0	0	0
3. ROBBERY TOTAL	30	0	0	0	0	0
a. Firearm	31	0	0	0	0	0
b. Knife or Cutting Instrument	32	0	0	0	0	0
c. Other Dangerous Weapon	33	0	0	0	0	0
d. Strong-Arm (Hands, Fists, Feet, etc.)	34	0	0	0	0	0
4. ASSAULT TOTAL	40	5	0	5	1	0
a. Firearm	41	0	0	0	0	0
b. Knife or cutting instrument	42	0	0	0	0	0
c. Other Dangerous Weapon	43	0	0	0	0	0
d. Strong-Arm	44	0	0	0	0	0
e. Other Assaults - Simple, Not Aggravated	45	5	0	5	1	0
5. BURGLARY TOTAL	50	0	0	0	0	0
a. Forcible Entry	51	0	0	0	0	0
b. Unlawful Entry - No Force	52	0	0	0	0	0
c. Attempted Forcible Entry	53	0	0	0	0	0
6. LARCENY THEFT TOTAL (except Motor Vehicle Theft)	60	17	0	17	3	0
7. MOTOR VEHICLE THEFT TOTAL	70	9	0	9	0	0
a. Autos	71	9	0	9	0	0
b. Trucks and Buses	72	0	0	0	0	0
c. Other Vehicles	73	0	0	0	0	0
GRAND TOTAL	77	31	0	31	5	0

CHECKING ANY OF THE APPROPRIATE BLOCKS BELOW WILL ELIMINATE YOUR NEED TO SUBMIT REPORTS WHEN THE VALUES ARE ZERO. THIS WILL ALSO AID THE NATIONAL PROGRAM IN ITS QUALITY CONTROL EFFORTS.

NO SUPPLEMENTARY HOMICIDE REPORT SUBMITTED SINCE NO MURDERS, JUSTIFIABLE HOMICIDES, OR MANSLAUGHTER BY NEGLIGENCE OCCURRED IN THIS JURISDICTION DURING THE MONTH.

NO SUPPLEMENT TO RETURN A REPORT SINCE NO CRIME OFFENSES OR RECOVERY OF PROPERTY REPORTED DURING THE MONTH.

NO LAW ENFORCEMENT OFFICERS KILLED OR ASSAULTED REPORT SINCE NONE OF THE OFFICERS WERE ASSAULTED OR KILLED DURING THE MONTH.

NO AGE, SEX, AND RACE OF PERSONS ARRESTED UNDER 18 YEARS OF AGE REPORT SINCE NO ARRESTS OF PERSONS WITHIN THIS AGE GROUP.

NO AGE, SEX, AND RACE OF PERSONS ARRESTED 18 YEARS OF AGE AND OVER REPORT SINCE NO ARRESTS OF PERSONS WITHIN THIS AGE GROUP.

NO MONTHLY RETURN OF ARSON OFFENSES KNOWN TO LAW ENFORCEMENT REPORT SINCE NO ARSONS OCCURRED.

DO NOT USE THIS SPACE

	INITIALS
RECORDED	
EDITED	
ENTERED	
ADJUSTED	
LOOKED	

* TOTALS INCLUDE PREVIOUS OFFENSES

MARCH 2014

Month and Year of Report

GA 060240X

Agency Identifier

APRIL 14, 2014

Date

ATLANTA AIRPORT POLICE - GEORGIA

Agency and State

Prepared By: Naul J. K...

 Title: LIEUTENANT

 Chief, Commissioner, Sheriff, or Superintendent

 Title: CHIEF

PROPERTY STOLEN BY CLASSIFICATION

CLASSIFICATION	DATA ENTRY	Number of Actual Offenses (Column 4 Return A)	Monetary Value of Property Stolen
1. MURDER AND NONNEGLIGENT MANSLAUGHTER	12	0	\$ 0.00
2. FORCIBLE RAPE	20	0	\$ 0.00
3. ROBBERY			
(a) HIGHWAY (streets, alleys, etc.)	31	0	0.00
(b) COMMERCIAL HOUSE (except c, d, and f)	32	0	0.00
(c) GAS OR SERVICE STATION	33	0	0.00
(d) CONVENIENCE STORE	34	0	0.00
(e) RESIDENCE (anywhere on premises)	35	0	0.00
(f) BANK	36	0	0.00
(g) MISCELLANEOUS	37	0	0.00
TOTAL ROBBERY	30	0	\$ 0.00
5. BURGLARY - BREAKING OR ENTERING			
(a) RESIDENCE (dwelling)			
(1) NIGHT (6 p.m. - 6 a.m.)	51	0	0.00
(2) DAY (6 a.m. - 6 p.m.)	52	0	0.00
(3) UNKNOWN	53	0	0.00
(b) NON-RESIDENCE (store, office, etc.)			
(1) NIGHT (6 p.m. - 6 a.m.)	54	0	0.00
(2) DAY (6 a.m. - 6 p.m.)	55	0	0.00
(3) UNKNOWN	56	0	0.00
TOTAL BURGLARY	50	0	\$ 0.00
6. LARCENY - THEFT (Except Motor Vehicle Theft)			
(a) \$200 AND OVER	61	11	27,782.00
(b) \$50 TO \$200	62	1	56.00
(c) UNDER \$50	63	5	32.00
TOTAL LARCENY (Same as Item 6X)	60	17	\$ 27,870.00
7. MOTOR VEHICLE THEFT (Include Alleged Joy Ride)	70	9	\$ 162,501.00
GRAND TOTAL - ALL ITEMS	77		\$ 190,371.00
<u>ADDITIONAL ANALYSIS OF LARCENY AND MOTOR VEHICLE THEFT</u>			
6X. NATURE OF LARCENIES UNDER ITEM 6			
(a) POCKET-PICKING	81	0	0.00
(b) PURSE-SNATCHING	82	0	0.00
(c) SHOPLIFTING	83	3	301.00
(d) FROM MOTOR VEHICLES (except e)	84	3	2,902.00
(e) MOTOR VEHICLE PARTS AND ACCESSORIES	85	0	0.00
(f) BICYCLES	86	0	0.00
(g) FROM BUILDING (except c and h)	87	5	8,036.00
(h) FROM ANY COIN-OPERATED MACHINES (parking meters, etc.)	88	0	0.00
(i) ALL OTHER	89	6	16,631.00
TOTAL LARCENIES (Same as Item 6)	80	17	\$ 27,870.00
7X. MOTOR VEHICLES RECOVERED			
(a) STOLEN LOCALLY AND RECOVERED LOCALLY	91	2	
(b) STOLEN LOCALLY AND RECOVERED BY OTHER JURISDICTIONS	92	2	
(c) TOTAL LOCALLY STOLEN MOTOR VEHICLES RECOVERED (a & b)	93	4	
(d) STOLEN IN OTHER JURISDICTIONS AND RECOVERED LOCALLY	90	1	

SUPPLEMENT TO RETURN A
MONTHLY RETURN OF OFFENSES KNOWN TO THE POLICE

1-706 (Rev.8-30-94)
Form Approved
OMB No. 1110-0007

This report is authorized by law, Title 28, Section 534, U. S. Code. While you are not required to respond, your cooperation in submitting this report with the Return A will assist the FBI in compiling comprehensive, accurate figures on a timely basis.

This form deals with the nature of crime and the monetary value of property stolen and recovered. The total offenses recorded on the form should be the same as the number of actual offenses listed in Column 4 of the Return A for each crime class. Include attempted crimes on this form, but do not include unfounded offenses. If you cannot complete the report in all areas, please record as much information as is available. Tally sheets will be sent upon request.

PROPERTY BY TYPE AND VALUE

Type of Property (1)	Data Entry	Monetary Value of Property Stolen in Your Jurisdiction	
		Stolen (2)	Recovered (3)
(A) Currency, Notes, Etc.	01	\$ 333.00	\$ 0.00
(B) Jewelry and Precious Metals	02	17,000.00	0.00
(C) Clothing and Furs	03	1,531.00	0.00
(D) Locally Stolen Motor Vehicles	04	162,501.00	43,801.00
(E) Office Equipment	05	0.00	0.00
(F) Televisions, Radios, Stereos, Etc.	06	6,528.00	0.00
(G) Firearms	07	1.00	0.00
(H) Household Goods	08	0.00	0.00
(I) Consumable Goods	09	0.00	0.00
(J) Livestock	10	0.00	0.00
(K) Miscellaneous	11	2,477.00	0.00
TOTAL	00	\$ 190,371.00	\$ 43,801.00

The total of this column should agree with the Grand Total (DATA ENTRY 77) shown on page 2.

Include in this column all property recovered even though stolen in prior months. The above is an accounting for only that property stolen in your jurisdiction. This will include property recovered for you by other jurisdictions, but not property you recover for them.

APRIL 14, 2014

DATE

Nail J. Kloss

LIEUTENANT

PREPARED BY

TITLE

George N. Jones

CHIEF

CHIEF, COMMISSIONER, SHERIFF OR SUPERINTENDENT

MARCH 2014

Month and Year of Report

GA 060240X

Agency Identifier

ATLANTA AIRPORT POLICE - GEORGIA

Agency and State

LAW ENFORCEMENT OFFICERS KILLED OR ASSAULTED

It is requested this report be completed and transmitted with monthly crime reports to: Director, Federal Bureau of Investigation, Uniform Crime Reports, Washington, D. C. 20535. This form should be used to report the number of your officers who were assaulted or killed in the line of duty during the month. Additional information concerning officers killed will be requested by a separate questionnaire.

OFFICERS KILLED Number of your law enforcement officers killed in the line of duty this month.	By felonious act	0
	By accident or negligence	0

Officers Assaulted (Do not include officers killed) - See other side for instructions.

Type of Activity	Total Assaults by Weapon A	Type of Weapon					Type of Assignment						Police Assaults Cleared M
		Firearm B	Knife or Other Cutting Instrument C	Other Dangerous Weapon D	Hands, Fists, Feet, etc. E	Two-Officer Vehicle F	One-Officer Vehicle		Detective or Special Assign.		Other		
							Alone G	As-sisted H	Alone I	As-sisted J	Alone K	As-sisted L	
1. Responding to "Disturbance" calls (family quarrels, man with gun, etc.)	0												
2. Burglaries in progress or pursuing burglary suspects	0												
3. Robberies in progress or pursuing robbery suspects	0												
4. Attempting other arrests	0												
5. Civil disorder (riot, mass disobedience)	0												
6. Handling, transporting, custody of prisoners	2				2			2					2
7. Investigating suspicious persons or circumstances	0												
8. Ambush - no warning	0												
9. Mentally deranged	0												
10. Traffic pursuits and stops	0												
11. All Other	0												
12. TOTAL (1-11)	2	0	0	0	2	0	0	2	0	0	0	0	2
13. Number with personal injury	0												
14. Number without personal injury	2				2								
15. Time of assaults	AM												
	PM	2											

DO NOT WRITE HERE

Recorded	Initials
Edited	
Punched	
Verified	
Adjusted	
DOJ/FBI	

12:01 2:00 4:00 6:00 8:00 10:00 12:00

MARCH 2014
Month and Year

GA 060240X
Agency Identifier

ATLANTA AIRPORT POLICE
Agency

GEORGIA
State

Nail J King
Prepared By

Boyd J. King
Chief, Sheriff, Commissioner, Superintendent

LIEUTENANT
Title

CHIEF

**ATLANTA AIRPORT POLICE
AGE, SEX, AND RACE OF PERSONS ARRESTED
17 YEARS OF AGE AND OVER**

MONTH MARCH

YEAR 2014

CLASSIFICATION OF OFFENSES	SEX	AGE OF PERSON ARRESTED																TOTAL	RACE				ETHNIC	
		17	18	19	20	21	22	23	24 29	30 34	35 39	40 44	45 49	50 54	55 59	60 64	65 UP		White	Black	Native Amer.	Asian/Pacific	Whi. Hispanic	Blck Hispanic
Murder/Nonnegligent Manslaughter	01a	M																0						
	F																	0						
Manslaughter by Negligence	01b	M																0						
	F																	0						
Forcible Rape	02	M																0						
	F																	0						
Robbery	03	M																0						
	F																	0						
Aggravated Assault	04	M																0						
	F																	0						
Burglary- Breaking or Entering	05	M																0						
	F																	0						
Larceny - Theft (except Motor Vehicle Theft)	06	M									1		1					2						
	F																	0	1	1				
Motor Vehicle Theft	07	M																0						
	F																	0						
Other Assaults	08	M				1		1										2						
	F																	0		2				
Arson	09	M																0						
	F																	0						
Forgery and Counterfeiting	10	M																0						
	F																	0						
Fraud	11	M																0						
	F																	0						
Embezzlement	12	M																0						
	F																	0						
Stolen Property, Buying, Receiving, Possessing	13	M																0						
	F																	0						
Vandalism	14	M																0						
	F																	0						
Weapons	15	M								1			1	1	1		1	5						
	F																	0	4	1				

ATLANTA AIRPORT POLICE
 AGE, SEX, AND RACE OF PERSONS ARRESTED
 17 YEARS OF AGE AND OVER

MONTH _____

YEAR _____

CLASSIFICATION OF OFFENSES	SEX	AGE OF PERSON ARRESTED																TOTAL	RACE				ETHNIC		
		17	18	19	20	21	22	23	24 29	30 34	35 39	40 44	45 49	50 54	55 59	60 64	65 UP		White	Black	Native Amer.	Asian/Pacific	Whi. Hispanic	Blck Hispanic	
Prostitution and Commercialized Vice	16	M																	0						
	F																		0						
Sex Offenses (except Rape and Prostitution)	17	M																	0						
	F																		0						
Drug Abuse Violations Grand Total	18	M	0	0	0	0	0	0	0	0	0	0	0	0	0	0	0	0	0	0	0	0	0	0	0
	F	0	0	0	0	0	0	0	0	0	0	0	0	0	0	0	0	0	0	0	0	0	0	0	0
(1) Sale/Manufacturing Subtotal	180	M	0	0	0	0	0	0	0	0	0	0	0	0	0	0	0	0	0	0	0	0	0	0	0
	F	0	0	0	0	0	0	0	0	0	0	0	0	0	0	0	0	0	0	0	0	0	0	0	0
Opium or Cocaine and their derivatives	a	M																	0						
	F																		0						
Marijuana	b	M																	0						
	F																		0						
Synthetic Narcotics	c	M																	0						
	F																		0						
Other Dangerous Non-Narcotic Drugs	d	M																	0						
	F																		0						
(2) Possession Subtotal	185	M	0	0	0	0	0	0	0	0	0	0	0	0	0	0	0	0	0	0	0	0	0	0	0
	F	0	0	0	0	0	0	0	0	0	0	0	0	0	0	0	0	0	0	0	0	0	0	0	0
Opium or Cocaine and their derivatives	e	M																	0						
	F																		0						
Marijuana	f	M																	0						
	F																		0						
Synthetic Narcotics	g	M																	0						
	F																		0						
Other Dangerous Non-Narcotic Drugs	h	M																	0						
	F																		0						
Gambling Total	19	M	0	0	0	0	0	0	0	0	0	0	0	0	0	0	0	0	0	0	0	0	0	0	0
	F	0	0	0	0	0	0	0	0	0	0	0	0	0	0	0	0	0	0	0	0	0	0	0	0
Bookmaking	a	M																	0						
	F																		0						
Numbers and Lottery	b	M																	0						
	F																		0						

- 372 -

ATLANTA AIRPORT POLICE
 AGE, SEX, AND RACE OF PERSONS ARRESTED
 17 YEARS OF AGE AND OVER

MONTH MARCH

YEAR 2014

CLASSIFICATION OF OFFENSES	SEX	AGE OF PERSON ARRESTED																TOTAL	RACE				ETHNIC	
		17	18	19	20	21	22	23	24 29	30 34	35 39	40 44	45 49	50 54	55 59	60 64	65 UP		White	Black	Native Amer.	Asian/Pacific	Whi. Hispanic	Blck Hispanic
All Other Gambling	M																	0						
	F																	0						
Offenses Against Family And Children	M																	0						
	F																	0						
Driving Under the Influence	M																	0						
	F																	0						
Liquor Laws	M																	0						
	F																	0						
Drunkness	M																	0						
	F																	0						
Disorderly Conduct	M											1						1						
	F																	0		1				
Vagrancy	M																	0						
	F																	0						
All Other Offenses (except Traffic)	M				1			1	2	3	3	6	9	11	11	8	4	59						
	F													1		1		2	8	51		2		
Suspicion	M																	0						
	F																	0						
TOTAL		0	0	0	2	0	1	1	2	4	4	6	12	13	12	9	5	71	13	56	0	2	0	0

MARCH 2014

Month and Year of Report

GA 060240X

Agency Identifier

APRIL 14, 2014

Date

Nail J Klay

Prepared By

LIEUTENANT

Title

ATLANTA AIRPORT POLICE - GEORGIA

Agency and State

George N. J.

Chief, Commissioner, Sheriff, or Superintendent

CHIEF

**ATLANTA AIRPORT POLICE
AGE, SEX, AND RACE OF PERSONS ARRESTED
16 YEARS OF AGE AND UNDER**

MONTH MARCH

YEAR 2014

CLASSIFICATION OF OFFENSES	SEX	AGE					TOTAL	RACE				ETHNIC	
		09	10-12	13-14	15	16		White	Black	Native Amer.	Asian/Pacific	Whi. Hispanic	Blck Hispanic
Murder/Nonnegligent Manslaughter	01a M						0						
	F						0						
Manslaughter by Negligence	01b M						0						
	F						0						
Forcible Rape	02 M						0						
	F						0						
Robbery	03 M						0						
	F						0						
Aggravated Assault	04 M						0						
	F						0						
Burglary- Breaking or Entering	05 M						0						
	F						0						
Larceny - Theft (except Motor Vehicle Theft)	06 M						0						
	F						0						
Motor Vehicle Theft	07 M						0						
	F						0						
Other Assaults	08 M						0						
	F						0						
Arson	09 M						0						
	F						0						
Forgery and Counterfeiting	10 M						0						
	F						0						
Fraud	11 M						0						
	F						0						
Embezzlement	12 M						0						
	F						0						
Stolen Property; Buying, Receiving, Possessing	13 M						0						
	F						0						
Vandalism	14 M						0						
	F						0						
Weapons	15 M						0						
	F						0						
Prostitution and Commercialized Vice	16 M						0						
	F						0						

-37c-

ATLANTA AIRPORT POLICE
 AGE, SEX, AND RACE OF PERSONS ARRESTED
 16 YEARS OF AGE AND UNDER

MONTH MARCH

YEAR 2014

CLASSIFICATION OF OFFENSES	SEX	AGE						RACE				ETHNIC		
		0	10	13	15	16	TOTAL	White	Black	Native Amer.	Asian/Pacific	Whi. Hispanic	Blck Hispanic	
		9	12	14										
Sex Offenses (except Rape and Prostitution)	17	M					0							
	F						0							
Drug Abuse Violations	18	M	0	0	0	0	0							
	F	0	0	0	0	0	0	0	0	0	0	0	0	0
(1) Sale/Manufacturing Subtotal	180	M	0	0	0	0	0							
	F	0	0	0	0	0	0	0	0	0	0	0	0	0
Opium or Cocaine and their Derivatives	a	M					0							
	F						0							
Marijuana	b	M					0							
	F						0							
Synthetic Narcotics	c	M					0							
	F						0							
Other Dangerous Non-Narcotic Drugs	d	M					0							
	F						0							
(2) Possession Subtotal	185	M	0	0	0	0	0							
	F	0	0	0	0	0	0	0	0	0	0	0	0	0
Opium or Cocaine and their Derivatives	e	M					0							
	F						0							
Marijuana	f	M					0							
	F						0							
Synthetic Narcotics	g	M					0							
	F						0							
Other Dangerous Non-Narcotic Drugs	h	M					0							
	F						0							
Gambling Total	19	M	0	0	0	0	0							
	F	0	0	0	0	0	0	0	0	0	0	0	0	0
Bookmaking	a	M					0							
	F						0							
Numbers and Lottery	b	M					0							
	F						0							
All Other Gambling	c	M					0							
	F						0							
Offenses Against Family and Children	20	M					0							
	F						0							

-372-

ATLANTA AIRPORT POLICE
 AGE, SEX, AND RACE OF PERSONS ARRESTED
 16 YEARS OF AGE AND UNDER

MONTH MARCH

YEAR 2014

CLASSIFICATION OF OFFENSES	SEX	AGE						RACE				ETHNIC	
		0	10	13	15	16	TOTAL	White	Black	Native Amer.	Asian/Pacific	Whi. Hispanic	Blck Hispanic
		9	12	14									
Driving Under the Influence 21	M						0						
	F						0						
Liquor Laws 22	M						0						
	F						0						
Drunkenness 23	M						0						
	F						0						
Disorderly Conduct 24	M						0						
	F						0						
Vagrancy 25	M						0						
	F						0						
All Other Offenses (except Traffic) 26	M						0						
	F						0						
Suspicion 27	M						0						
	F						0						
Curfew and Loitering 28	M						0						
	F						0						
Run-Aways 29	M						0						
	F						0						
Total			0	0	0	0	0	0	0	0	0	0	0

MARCH 2014

Month and Year of Report

GA 060240X

Agency Identifier

APRIL 14, 2014

Date

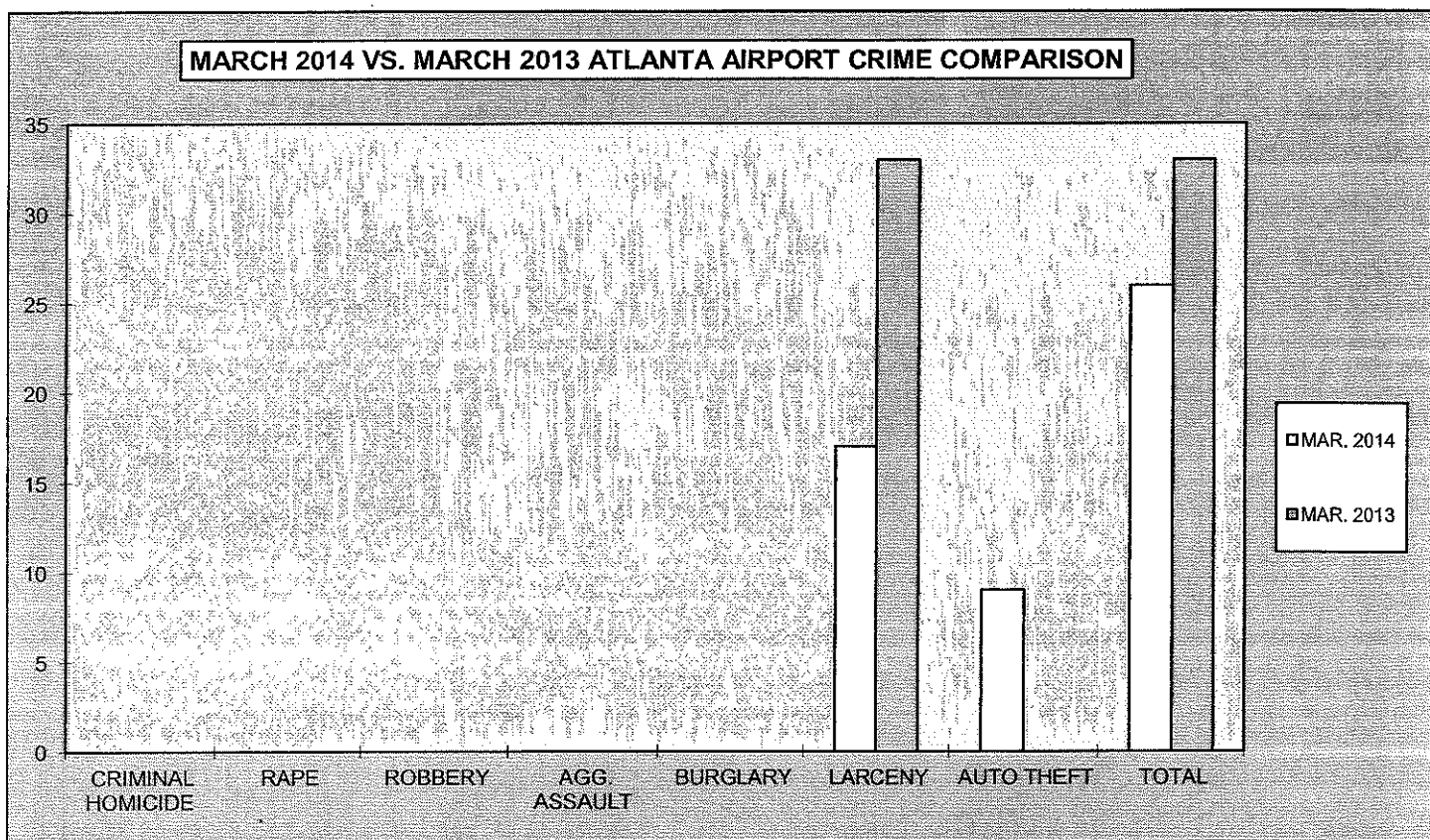
Nail J. Klay LIEUTENANT
 Prepared By

ATLANTA AIRPORT POLICE - GEORGIA
 Agency and State

[Signature] CHIEF
 Chief, Commissioner, Sheriff, or Superintendent

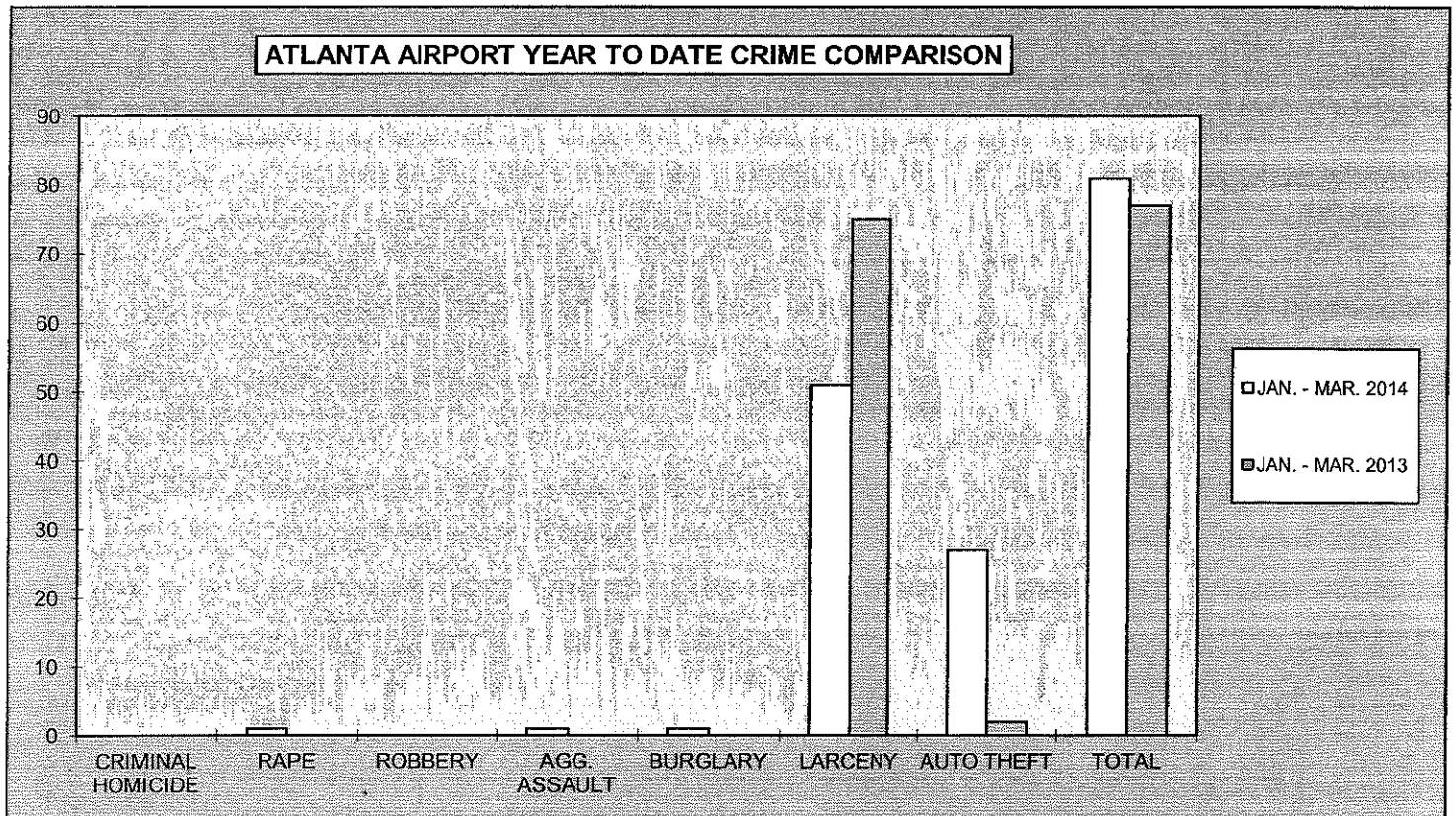
2014
ATLANTA AIRPORT
MONTHLY CRIME COMPARISON

CRIME	MAR. 2014	MAR. 2013	# DIFFERENCE	% DIFFERENCE
CRIMINAL HOMICIDE	0	0	0	0%
RAPE	0	0	0	0%
ROBBERY	0	0	0	0%
AGG. ASSAULT	0	0	0	0%
BURGLARY	0	0	0	0%
RESIDENCE	0	0	0	0%
NON-RESIDENCE	0	0	0	0%
LARCENY	17	33	-16	-48%
POCKETPICKING	0	0	0	0%
PURSE SNATCHING	0	1	-1	-100%
SHOPLIFTING	3	0	3	100%
FROM MOTOR VEHICLES	3	3	0	0%
MOTOR VEH. PARTS/ACCESSORIES	0	1	-1	-100%
BICYCLES	0	2	-2	-100%
FROM BUILDINGS	5	10	-5	-50%
FROM COIN OPERATED MACHINES	0	0	0	0%
ALL OTHER	6	16	-10	-63%
AUTO THEFT	9	0	9	100%
TOTAL	26	33	-7	-21%



2014
ATLANTA AIRPORT
YEAR TO DATE CRIME COMPARISON

FIRST 3 MONTHS				
CRIME	JAN. - MAR. 2014	JAN. - MAR. 2013	# DIFFERENCE	% DIFFERENCE
CRIMINAL HOMICIDE	0	0	0	0%
RAPE	1	0	1	100%
ROBBERY	0	0	0	0%
AGG. ASSAULT	1	0	1	100%
BURGLARY	1	0	1	100%
RESIDENCE	0	0	0	0%
NON-RESIDENCE	1	0	1	100%
LARCENY	51	75	-24	-32%
POCKETPICKING	1	0	1	100%
PURSE SNATCHING	0	1	-1	-100%
SHOPLIFTING	6	0	6	100%
FROM MOTOR VEHICLES	7	4	3	75%
MOTOR VEH. PARTS/ACCESSORIES	0	3	-3	-100%
BICYCLES	0	2	-2	-100%
FROM BUILDINGS	16	22	-6	-27%
FROM COIN OPERATED MACHINES	0	0	0	0%
ALL OTHER	21	43	-22	-51%
AUTO THEFT	27	2	25	1250%
TOTAL	81	77	4	5%



**2014
ATLANTA AIRPORT
ARREST COMPARISON**

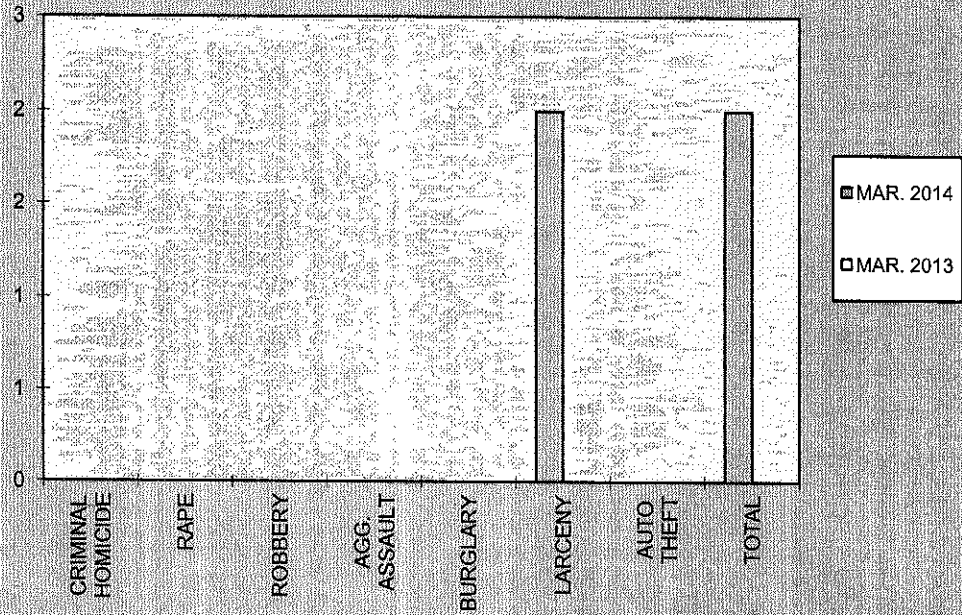
MARCH ARREST COMPARISON

CRIME	MAR. 2014	MAR. 2013	# DIFFERENCE	% DIFFERENCE
CRIMINAL HOMICIDE	0	0	0	0%
RAPE	0	0	0	0%
ROBBERY	0	0	0	0%
AGG. ASSAULT	0	0	0	0%
BURGLARY	0	0	0	0%
LARCENY	2	0	2	100%
AUTO THEFT	0	0	0	0%
TOTAL	2	0	2	100%

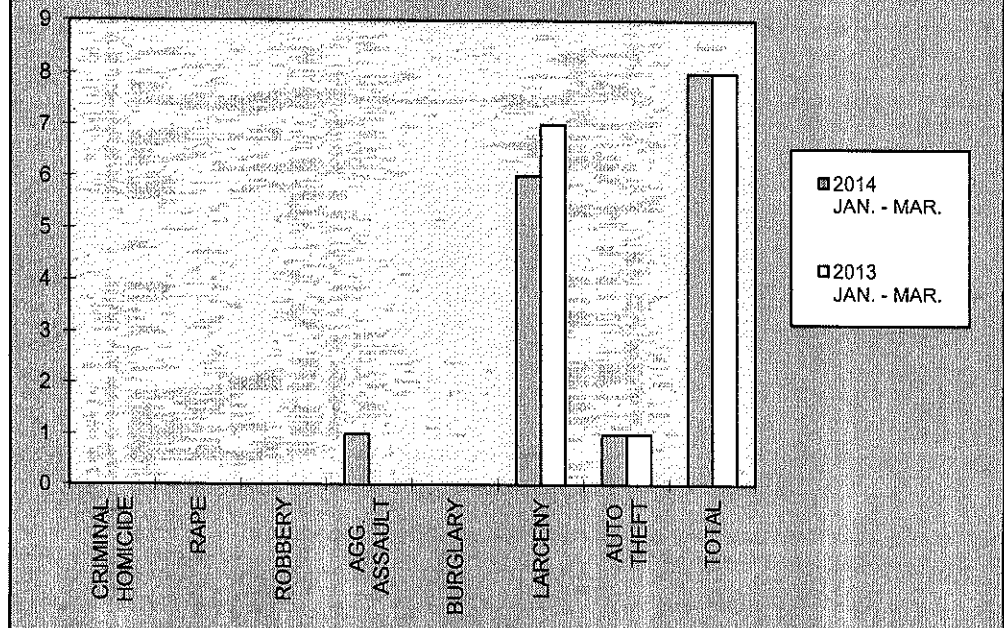
FIRST 3 MONTHS ARREST COMPARISON

CRIME	2014 JAN. - MAR.	2013 JAN. - MAR.	# DIFFERENCE	% DIFFERENCE
CRIMINAL HOMICIDE	0	0	0	0%
RAPE	0	0	0	0%
ROBBERY	0	0	0	0%
AGG. ASSAULT	1	0	1	100%
BURGLARY	0	0	0	0%
LARCENY	6	7	-1	-14%
AUTO THEFT	1	1	0	0%
TOTAL	8	8	0	0%

**ATLANTA AIRPORT MAR. 2014 VS. MAR. 2013
ARREST COMPARISON**



**ATLANTA AIRPORT YEAR TO DATE
ARREST COMPARISON 2014 VS. 2013**



**2014
ATLANTA AIRPORT
CLEAR-UP RATE**

CRIME	ATLANTA AIRPORT MAR. 2014 CLEAR-UP RATE	ATLANTA AIRPORT MAR. 2013 CLEAR-UP RATE
CRIMINAL HOMICIDE	0%	0%
RAPE	100%	0%
ROBBERY	0%	0%
AGG. ASSAULT	0%	0%
BURGLARY	0%	0%
LARCENY	18%	0%
AUTO THEFT	0%	0%

