



UNIFORM CRIME REPORTING

ATLANTA POLICE DEPARTMENT

226 PEACHTREE STREET, SW

ATLANTA, GEORGIA 30303



MAY 2014



SUPPORT SERVICES DIVISION
INFORMATION SERVICES SECTION

TABLE OF CONTENTS

	Page
U. C. R. COMPARATIVE CRIME REPORT -----	1
RETURN A - MONTHLY RETURN OF OFFENSES KNOWN TO THE POLICE -----	2
PROPERTY STOLEN BY CLASSIFICATION -----	3
	3a
LAW ENFORCEMENT OFFICERS KILLED OR ASSAULTED -----	4
MONTHLY RETURN OF ARSON OFFENSES KNOWN TO LAW ENFORCEMENT -----	5
POLICE DISPOSITION OF JUVENILES -----	6
SUPPLEMENTARY HOMICIDE REPORT -----	7
SEX AND RACE OF PERSONS ARRESTED -----	8
	8a-8e
HOMICIDE COMPARISON REPORT -----	9
HOMICIDE BREAKDOWN REPORT -----	10
SEVEN MAJOR CRIMES - MONTHLY CRIME COMPARISON -----	11
SEVEN MAJOR CRIMES - YEAR TO DATE CRIME COMPARISON -----	12
SEVEN MAJOR CRIMES ARREST MONTHLY AND YEAR TO DATE COMPARISON -----	13
CRIMES AGAINST PERSONS MONTHLY AND YEAR TO DATE COMPARISON -----	14
CRIMES AGAINST PROPERTY MONTHLY AND YEAR TO DATE COMPARISON -----	15
CRIMES AGAINST PERSONS & PROPERTY MONTHLY COMPARISON BY ZONES -----	16
CRIMES AGAINST PERSONS & PROPERTY YEAR TO DATE COMPARISON BY ZONES -----	17
SEVEN MAJOR CRIMES MONTHLY CRIME COMPARISON BY ZONES -----	18
SEVEN MAJOR CRIMES - YEAR TO DATE CRIME COMPARISON BY ZONES -----	19
SEVEN MAJOR CRIMES - MONTHLY CRIME COMPARISON - ZONE 1 -----	20
SEVEN MAJOR CRIMES - YEAR TO DATE CRIME COMPARISON - ZONE 1 -----	21
SEVEN MAJOR CRIMES - MONTHLY CRIME COMPARISON - ZONE 2 -----	22
SEVEN MAJOR CRIMES - YEAR TO DATE CRIME COMPARISON - ZONE 2 -----	23
SEVEN MAJOR CRIMES - MONTHLY CRIME COMPARISON - ZONE 3 -----	24
SEVEN MAJOR CRIMES - YEAR TO DATE CRIME COMPARISON - ZONE 3 -----	25
SEVEN MAJOR CRIMES - MONTHLY CRIME COMPARISON - ZONE 4 -----	26
SEVEN MAJOR CRIMES - YEAR TO DATE CRIME COMPARISON - ZONE 4 -----	27
SEVEN MAJOR CRIMES - MONTHLY CRIME COMPARISON - ZONE 5 -----	28
SEVEN MAJOR CRIMES - YEAR TO DATE CRIME COMPARISON - ZONE 5 -----	29
SEVEN MAJOR CRIMES - MONTHLY CRIME COMPARISON - ZONE 6 -----	30
SEVEN MAJOR CRIMES - YEAR TO DATE CRIME COMPARISON - ZONE 6 -----	31
CLEAR-UP RATE COMPARISON -----	32
ATLANTA AIRPORT -----	33
RETURN A - MONTHLY RETURN OF OFFENSES KNOWN TO THE POLICE -----	34
PROPERTY STOLEN BY CLASSIFICATION -----	35
	35a
SEX AND RACE OF PERSONS ARRESTED -----	36
	36a-36e
SEVEN MAJOR CRIMES - MONTHLY CRIME COMPARISON -----	37
SEVEN MAJOR CRIMES - YEAR TO DATE CRIME COMPARISON -----	38
SEVEN MAJOR CRIMES ARREST MONTHLY AND YEAR TO DATE COMPARISON -----	39
CLEAR-UP RATE COMPARISON -----	40

MAY 2014
U.C.R. COMPARATIVE CRIME REPORT
SUPPORT SERVICES DIVISION
INFORMATION SERVICES SECTION

	MAY 2014		MAY 2013		COMPARATIVE ACTUAL	% CHANGE ACTUAL	COMPARATIVE CLEARED	% CHANGE CLEARED
	ACTUAL	CLEARED	ACTUAL	CLEARED				
MURDER	5	0	5	3	0	0%	-3	-100%
RAPE	19	6	15	8	4	27%	-2	-25%
ROBBERY	199	56	234	36	-35	-15%	20	56%
AGG. ASSAULT	241	163	242	169	-1	0%	-6	-4%
BURGLARY - RESIDENCE	350		496		-146	-29%		
BURGLARY - NON-RESIDENCE	61	40	98	48	-37	-38%	-8	-17%
LARCENY - \$200 AND OVER	351		412		-61	-15%		
LARCENY - \$50 TO \$199	84	230	98	236	-14	-14%	-6	-3%
LARCENY - UNDER \$50	910		969		-59	-6%		
AUTO THEFT	305	36	349	29	-44	-13%	7	24%
TOTAL	2,525		2,918		-393	-13%		
AUTOS RECOVERED	74		146		-72	-49%		

	2014 JANUARY - MAY		2013 JANUARY - MAY		COMPARATIVE ACTUAL	% CHANGE ACTUAL	COMPARATIVE CLEARED	% CHANGE CLEARED
	ACTUAL	CLEARED	ACTUAL	CLEARED				
MURDER	27	17	28	23	-1	-4%	-6	-26%
RAPE	62	25	37	31	25	68%	-6	-19%
ROBBERY	853	188	941	203	-88	-9%	-15	-7%
AGG. ASSAULT	1,164	629	1,175	792	-11	-1%	-163	-21%
BURGLARY - RESIDENCE	1,718		2,113		-395	-19%		
BURGLARY - NON-RESIDENCE	371	193	342	215	29	8%	-22	-10%
LARCENY - \$200 AND OVER	1,668		1,975		-307	-16%		
LARCENY - \$50 TO \$199	390	1,153	437	1,261	-47	-11%	-108	-9%
LARCENY - UNDER \$50	4,015		4,259		-244	-6%		
AUTO THEFT	1,570	146	1,909	131	-339	-18%	15	11%
TOTAL	11,838		13,216		-1,378	-10%		
AUTOS RECOVERED	516		890		-374	-42%		

RETURN A - MONTHLY RETURN OF OFFENSES KNOWN TO THE POLICE

1-720b (Rev. 8-30-94)
OMB No. 1110-0001

This report is authorized by law Title 28, Section 534, U. S. Code. While you are not required to respond, your cooperation in forwarding this report by the 7th day after the close of the month to Uniform Crime Reports, Federal Bureau of Investigation, Washington, D.C. 20535, will assist in compiling comprehensive, accurate national crime figures on a timely basis.

1	2	3	4	5	6
CLASSIFICATION OF OFFENSES	OFFENSES REPORTED OR KNOWN TO POLICE (INCLUDE "UNFOUNDED" AND ATTEMPTS)	UNFOUNDED, I.E., FALSE OR BASELESS COMPLAINTS	NUMBER OF ACTUAL OFFENSES (COLUMN 2 MINUS COLUMN 3) INCLUDE ATTEMPTS	TOTAL OFFENSES CLEARED BY ARREST OR EXCEPTIONAL MEANS (INCLUDES COL. 6)	NUMBER OF CLEARANCES INVOLVING ONLY PERSONS UNDER 18 YEARS OF AGE
1. CRIMINAL HOMICIDE					
a. MURDER AND NONNEGLIGENT HOMICIDE	5	0	5	0	0
b. MANSLAUGHTER BY NEGLIGENCE					
2. FORCIBLE RAPE TOTAL	21	2	19	6	1
a. Rape by Force	18	1	17	5	1
b. Attempts to commit Forcible Rape	3	1	2	1	0
3. ROBBERY TOTAL	202	3	199	56	4
a. Firearm	137	2	135	33	4
b. Knife or Cutting Instrument	2	0	2	1	0
c. Other Dangerous Weapon	10	0	10	2	0
d. Strong-Arm (Hands, Fists, Feet, etc.)	53	1	52	20	0
4. ASSAULT TOTAL	811	15	796	559	23
a. Firearm	106	3	103	62	2
b. Knife or cutting instrument	33	1	32	29	1
c. Other Dangerous Weapon	92	1	91	65	1
d. Strong-Arm	16	1	15	7	0
e. Other Assaults - Simple, Not Aggravated	564	9	555	396	19
5. BURGLARY TOTAL	416	5	411	40	5
a. Forcible Entry	307	2	305	29	3
b. Unlawful Entry - No Force	71	2	69	10	2
c. Attempted Forcible Entry	38	1	37	1	0
6. LARCENY THEFT TOTAL (except Motor Vehicle Theft)	1,372	27	1,345	230	11
7. MOTOR VEHICLE THEFT TOTAL	321	16	305	36	4
a. Autos	296	14	282	34	4
b. Trucks and Buses	12	1	11	1	0
c. Other Vehicles	13	1	12	1	0
GRAND TOTAL	3,148	68	3,080	927	48

CHECKING ANY OF THE APPROPRIATE BLOCKS BELOW WILL ELIMINATE YOUR NEED TO SUBMIT REPORTS WHEN THE VALUES ARE ZERO. THIS WILL ALSO AID THE NATIONAL PROGRAM IN ITS QUALITY CONTROL EFFORTS.

NO SUPPLEMENTARY HOMICIDE REPORT SUBMITTED SINCE NO MURDERS, JUSTIFIABLE HOMICIDES, OR MANSLAUGHTER BY NEGLIGENCE OCCURRED IN THIS JURISDICTION DURING THE MONTH.

NO SUPPLEMENT TO RETURN A REPORT SINCE NO CRIME OFFENSES OR RECOVERY OF PROPERTY REPORTED DURING THE MONTH.

NO LAW ENFORCEMENT OFFICERS KILLED OR ASSAULTED REPORT SINCE NONE OF THE OFFICERS WERE ASSAULTED OR KILLED DURING THE MONTH.

NO AGE, SEX, AND RACE OF PERSONS ARRESTED UNDER 18 YEARS OF AGE REPORT SINCE NO ARRESTS OF PERSONS WITHIN THIS AGE GROUP.

NO AGE, SEX, AND RACE OF PERSONS ARRESTED 18 YEARS OF AGE AND OVER REPORT SINCE NO ARRESTS OF PERSONS WITHIN THIS AGE GROUP.

NO MONTHLY RETURN OF ARSON OFFENSES KNOWN TO LAW ENFORCEMENT REPORT SINCE NO ARSONS OCCURRED.

DO NOT USE THIS SPACE

INITIALS

RECORDED

EDITED

ENTERED

ADJUSTED

LINKS

* TOTALS INCLUDE PREVIOUS OFFENSES

MAY 2014

Month and Year of Report

GAAPD 0000

Agency Identifier

JUNE 11, 2014

Date

ATLANTA POLICE DEPARTMENT - GEORGIA

Agency and State

Nail J. King LIEUTENANT

Prepared By

George N. Turner CHIEF

Chief, Commissioner, Sheriff, or Superintendent

PROPERTY STOLEN BY CLASSIFICATION

CLASSIFICATION	DATA ENTRY	Number of Actual Offenses (Column 4 Return A)	Monetary Value of Property Stolen
1. MURDER AND NONNEGLIGENT MANSLAUGHTER	12	5	\$ 0.00
2. FORCIBLE RAPE	20	19	\$ 50.00
3. ROBBERY			
(a) HIGHWAY (streets, alleys, etc.)	31	147	30,973.00
(b) COMMERCIAL HOUSE (except c, d, and f)	32	16	9,895.00
(c) GAS OR SERVICE STATION	33	2	8,084.00
(d) CONVENIENCE STORE	34	0	0.00
(e) RESIDENCE (anywhere on premises)	35	19	3,341.00
(f) BANK	36	3	2,700.00
(g) MISCELLANEOUS	37	12	13,365.00
TOTAL ROBBERY	30	199	\$ 68,358.00
5. BURGLARY - BREAKING OR ENTERING			
(a) RESIDENCE (dwelling)			
(1) NIGHT (6 p.m. - 6 a.m.)	51	82	65,127.00
(2) DAY (6 a.m. - 6 p.m.)	52	268	220,793.00
(3) UNKNOWN	53	0	0.00
(b) NON-RESIDENCE (store, office, etc.)			
(1) NIGHT (6 p.m. - 6 a.m.)	54	45	54,431.00
(2) DAY (6 a.m. - 6 p.m.)	55	16	14,120.00
(3) UNKNOWN	56	0	0.00
TOTAL BURGLARY	50	411	\$ 354,471.00
6. LARCENY - THEFT (Except Motor Vehicle Theft)			
(a) \$200 AND OVER	61	351	931,894.00
(b) \$50 TO \$200	62	84	8,715.00
(c) UNDER \$50	63	910	2,123.00
TOTAL LARCENY (Same as Item 6X)	60	1,345	\$ 942,732.00
7. MOTOR VEHICLE THEFT (Include Alleged Joy Ride)	70	305	\$ 109,798.00
GRAND TOTAL - ALL ITEMS	77		\$ 1,475,409.00
ADDITIONAL ANALYSIS OF LARCENY AND MOTOR VEHICLE THEFT			
6X. NATURE OF LARCENIES UNDER ITEM 6			
(a) POCKET-PICKING	81	4	611.00
(b) PURSE-SNATCHING	82	26	4,008.00
(c) SHOPLIFTING	83	191	21,847.00
(d) FROM MOTOR VEHICLES (except e)	84	670	481,918.00
(e) MOTOR VEHICLE PARTS AND ACCESSORIES	85	105	4,496.00
(f) BICYCLES	86	30	28,519.00
(g) FROM BUILDING (except c and h)	87	154	289,840.00
(h) FROM ANY COIN-OPERATED MACHINES (parking meters, etc.)	88	2	1,505.00
(i) ALL OTHER	89	163	109,988.00
TOTAL LARCENIES (Same as Item 6)	80	1,345	\$ 942,732.00
7X. MOTOR VEHICLES RECOVERED			
(a) STOLEN LOCALLY AND RECOVERED LOCALLY	91	60	
(b) STOLEN LOCALLY AND RECOVERED BY OTHER JURISDICTIONS	92	14	
(c) TOTAL LOCALLY STOLEN MOTOR VEHICLES RECOVERED (a & b)	93	74	
(d) STOLEN IN OTHER JURISDICTIONS AND RECOVERED LOCALLY	90	N/A	

SUPPLEMENT TO RETURN A
MONTHLY RETURN OF OFFENSES KNOWN TO THE POLICE

1-706 (Rev. 8-30-94)
Form Approved
OMB No. 1110-0007

This report is authorized by law, Title 28, Section 534, U. S. Code. While you are not required to respond, your cooperation in submitting this report with the Return A will assist the FBI in compiling comprehensive, accurate figures on a timely basis.

This form deals with the nature of crime and the monetary value of property stolen and recovered. The total offenses recorded on the form should be the same as the number of actual offenses listed in Column 4 of the Return A for each crime class. Include attempted crimes on this form, but do not include unfounded offenses. If you cannot complete the report in all areas, please record as much information as is available. Tally sheets will be sent upon request.

PROPERTY BY TYPE AND VALUE

Type of Property (1)	Date Entry	Monetary Value of Property Stolen in Your Jurisdiction	
		Stolen (2)	Recovered (3)
(A) Currency, Notes, Etc.	01	\$ 215,955.00	\$ 1.00
(B) Jewelry and Precious Metals	02	384,612.00	0.00
(C) Clothing and Furs	03	75,526.00	0.00
(D) Locally Stolen Motor Vehicles	04	109,798.00	29,249.00
(E) Office Equipment	05	23,294.00	0.00
(F) Televisions, Radios, Stereos, Etc.	06	322,669.00	2.00
(G) Firearms	07	17,330.00	0.00
(H) Household Goods	08	15,036.00	0.00
(I) Consumable Goods	09	10,048.00	0.00
(J) Livestock	10	0.00	0.00
(K) Miscellaneous	11	301,141.00	2.00
TOTAL	00	\$ 1,475,409.00	\$ 29,254.00

The total of this column should agree with the Grand Total (DATA ENTRY 77) shown on page 2.

Include in this column all property recovered even though stolen in prior months. The above is an accounting for only that property stolen in your jurisdiction. This will include property recovered for you by other jurisdictions, but not property you recover for them.

JUNE 11, 2014

DATE

Nail J. K...

LIEUTENANT

PREPARED BY

George N. Turner

TITLE

CHIEF

CHIEF, COMMISSIONER, SHERIFF OR SUPERINTENDENT

MAY 2014

Month and Year of Report

GAAPD 0000

Agency Identifier

ATLANTA POLICE DEPARTMENT - GEORGIA

Agency and State

LAW ENFORCEMENT OFFICERS KILLED OR ASSAULTED

It is requested this report be completed and transmitted with monthly crime reports to: Director, Federal Bureau of Investigation, Uniform Crime Reports, Washington, D. C. 20535. This form should be used to report the number of your officers who were assaulted or killed in the line of duty during the month. Additional information concerning officers killed will be requested by a separate questionnaire.

OFFICERS KILLED Number of your law enforcement officers killed in the line of duty this month.	By felonious act	0
	By accident or negligence	0

Officers Assaulted (Do not include officers killed) - See other side for instructions.

Type of Activity	Total Assaults by Weapon A	Type of Weapon				Two-Officer Vehicle F	Type of Assignment						Police Assaults Cleared M
		Firearm B	Knife or Other Cutting Instrument C	Other Dangerous Weapon D	Hands, Fists, Feet, etc. E		One-Officer Vehicle		Detective or Special Assign.		Other		
							Alone G	As-sisted H	Alone I	As-sisted J	Alone K	As-sisted L	
1. Responding to "Disturbance" calls (family quarrels, man with gun, etc.)	0												
2. Burglaries in progress or pursuing burglary suspects	0												
3. Robberies in progress or pursuing robbery suspects	0												
4. Attempting other arrests	0												
5. Civil disorder (riot, mass disobedience)	0												
6. Handling, transporting, custody of prisoners	19		1		18		2	16			1		19
7. Investigating suspicious persons or circumstances	4	2			2			4					4
8. Ambush - no warning	0												
9. Mentally deranged	2				2		1	1					2
10. Traffic pursuits and stops	1	1						1					1
11. All Other	1				1		1						1
12. TOTAL (1-11)	27	3	1	0	23	0	4	22	0	0	1	0	27
13. Number with personal injury	2				2								
14. Number without personal injury	25	3	1		21								
15. Time of assaults													
AM		1		1	2	3							
PM		8	4	1	5	2							

DO NOT WRITE HERE	
Recorded	Initials
Edited	
Punched	
Verified	
Adjusted	
DOJ/FBI	

12:01 2:00 4:00 6:00 8:00 10:00 12:00

Nail J. King LIEUTENANT
 Prepared By *George W. Thomas* CHIEF
 Chief, Sheriff, Commissioner, Superintendent

MAY 2014 GAAPD 0000
 Month and Year Agency Identifier
 ATLANTA POLICE DEPARTMENT GEORGIA
 Agency State

MONTHLY RETURN OF ARSON OFFENSES KNOWN TO LAW ENFORCEMENT

DQ-73 (2-11-82)
Form Approved
OMB No. 1110-0008

This report is authorized by law Title 28, Section 534, United States Code, and the enactment of the fiscal year 1979, Department of Justice Authorization Bill S. 3151. While you are not required to respond, your cooperation in using this form to report all incidents of arson which become known to your department during the month will assist the FBI in compiling comprehensive, accurate data on a timely basis. Instructions appear on reverse side.

1		2	3	4	5	6	7	8
PROPERTY CLASSIFICATION		Offenses Reported or Known to Police (Include Unfounded and Attempts)	Unfounded, i.e. False or Baseless Complaints	Number of Actual Offenses (Column 2 Minus Column 3 (Include Attempts))	Total Offenses Cleared by Arrest or Exceptional Means (Include Column 6)	Number of Clearances Involving Only Persons Under 18 Years of Age	Offenses Where Structures Uninhabited Abandoned, or not Normally in Use	Estimated Value of Property Damage
S T R U C T U R A L	A. Single Occupancy Residential: Houses, Townhouses, Duplexes, etc.	8	7	1	1			\$ 10,000.
	B. Other Residential: Apartments, Tenements, Flats, Hotels, Motels, Inns, Dormitories, Boarding Houses, etc.	2	1	1				\$ 100.
	C. Storage: Barns, Garages, Warehouses, etc.							\$
	D. Industrial/Manufacturing							\$
	E. Other Commercial: Stores, Restaurants, Offices, etc.							\$
	F. Community/Public: Churches, Jails, Schools, Colleges, Hospitals, etc.							\$
	G. All Other Structure: Out Buildings, Monuments, Buildings Under Construction, etc.							\$
TOTAL STRUCTURE		10	8	2	1			\$ 10,100.
M O B I L E	H. Motor Vehicles: Automobiles, Trucks, Buses, Motorcycles, etc.: UCR Definition	3	1					\$ 11,500.
	I. Other Mobile Property: Trailers, Recreational Vehicles, Airplanes, Boats, etc.							\$
	TOTAL MOBILE	3	1	2				\$ 11,500.
J. TOTAL OTHER Crops, Timber, Fences, Signs, etc.								\$
GRAND TOTAL		13	9	4	1			\$ 21,600.

Agency Identifier GAAPD 0000 Month MAY 2014
 Agency ATLANTA POLICE DEPARTMENT State GEORGIA
 Prepared by George N. Turner LIEUTENANT
CHIEF
 Chief, Commissioner, Sheriff, or Superintendent

DO NOT WRITE HERE	
Recorded	
Edited	
Entered	
Adjusted	
Corres.	

AGENCY IDENTIFIER GAAPD 0000 REPORTING PERIOD MAY 2014

AGENCY NAME ATLANTA POLICE DEPARTMENT

POLICE DISPOSITION OF JUVENILES

-Not to include neglect or traffic cases-

1. Handled within Department and released.
(Warning, released to parents, etc.)

2. Referred to juvenile court or probation department.

3. Referred to welfare agency.

4. Referred to other police agency.

5. Referred to criminal or adult court.

TOTAL

	81
	81

JUNE 10, 2014

DATE

Nail J. King LIEUTENANT

PREPARED BY

TITLE

George W. Turner CHIEF

APPROVED BY

TITLE

GCIC USE ONLY

Recorded	
Reviewed	
Punched	
Verified	

RETURN TO

Georgia Crime Information Center/Uniform Crime Reporting
P. O. Box 1456
Atlanta, Georgia 30301

Return on or before the 7th of the following month.

GCIC/UCR-012 (9/74)

PAGE 1 OF 1
 SUPPLEMENTARY HOMICIDE REPORT

1-704 (Rev. 4-24-95)
 Form Approved
 OMB No. 1110-0002

This report is authorized by law Title 28, Section 534, United States Code. While you are not required to respond, your cooperation in using this form to list data pertaining to all homicides reported on your Return A will assist the FBI in compiling comprehensive, accurate data regarding this important classification on a timely basis.

1a. Murder and Nonnegligent Manslaughter

List below specific information for all offenses shown in item 1a of the monthly Return A. In addition, list all justifiable killings of felons by a citizen or by a peace officer in the line of duty. A brief explanation in the circumstances column regarding unfounded homicide offenses will aid the national Uniform Crime Reporting Program in editing the reports.

Incident	Situation*	Victim **				Offender**				Data Code			Weapon Used (Handgun, Rifle, Shotgun, Club, Poison, etc.)	Relationship of Victim to Offender (Husband, Wife, Son, Father, Acquaintance, Neighbor, Stranger, etc.)	Circumstances (Victim shot by robber, robbery victim shot robber, killed by patron during barroom brawl, etc.)
		Age	Sex	Race	Ethnicity	Age	Sex	Race	Ethnicity	Do Not Write In These Spaces					
	B	49	M	B	N								HANDGUN	UNKNOWN	OTHER
	B	25	M	B	N								HANDGUN - 380 CAL	UNKNOWN	OTHER
	B	30	M	B	N								HANDGUN - 40 CAL	UNKNOWN	OTHER
	B	31	M	B	N								HANDGUN	UNKNOWN	OTHER
	B	34	F	B	N								HANDGUN	UNKNOWN	OTHER

* - See reverse side for explanation

MAY 2014
 Month and Year
 ATLANTA POLICE DEPARTMENT
 Agency

GAAPD 0000
 Agency Identifier
 GEORGIA
 State

Nail J King
 Prepared By
George W. Kinnel
 Title
 LIEUTENANT
 CHIEF
 Chief, Sheriff, Commissioner, Superintendent

DO NOT WRITE HERE	
Recorded	
Edited	
Punched	
Verified	
Adjusted	

ATLANTA POLICE DEPARTMENT
 AGE, SEX, AND RACE OF PERSONS ARRESTED
 17 YEARS OF AGE AND OVER

MONTH MAY

YEAR 2014

CLASSIFICATION OF OFFENSES	SEX	AGE OF PERSON ARRESTED															TOTAL	RACE				ETHNIC					
		17	18	19	20	21	22	23	24 29	30 34	35 39	40 44	45 49	50 54	55 59	60 64		65 UP	White	Black	Native Amer.	Asian/Pacific	Whit. Hispanic	Blck Hispanic			
Murder/Nonnegligent Manslaughter	01a	M							1									1									
	F																		0								
Manslaughter by Negligence	01b	M																	0								
	F																		0								
Forcible Rape	02	M							1				1	1					3								
	F																		0		3						
Robbery	03	M	1	1	1	1	4	3	2	10	4	5	2	1					35								
	F	1										1						1	3	2	36						
Aggravated Assault	04	M	1	1	2	1	3		2	10	5	10	5	4	5	6	2	2	59								
	F	1	2	1	3		1	3	9	1	5	1	3	4	2				36	7	87		1				
Burglary- Breaking or Entering	05	M	6	1		1	1	1	2	2		2	1	3	3				23								
	F	1		1		1		1				1							5	3	25						
Larceny - Theft (except Motor Vehicle Theft)	06	M	5	3	3	4	5	3	7	24	17	16	20	12	17	12	1		149								
	F	3	5	2	2	3	3	1	12	10	4	4	3	3	3	1	1		60	27	181		1				
Motor Vehicle Theft	07	M		1		1	3	1		4	2	1	1			1	1		16								
	F													1	1				2		18						
Other Assaults	08	M	2	3	3	5	5	3	3	41	28	13	11	16	14	8	3	2	160								
	F		1	3	3	1	5	3	15	11	11	5	1	5					64	23	201						
Arson	09	M																	0								
	F																		0								
Forgery and Counterfeiting	10	M									2		1		1	1	1		6								
	F									2	2	1							5	2	9						
Fraud	11	M			1	2	2		2	4	3	4	5		2	2	1		28								
	F								1		3	1		1					6	6	27		1				
Embezzlement	12	M				1		1		1									3								
	F						2	1											3		6						
Stolen Property; Buying, Receiving, Possessing	13	M			1	3	3	2	1	6	3	3		4	1	2			29								
	F										1								1	2	28						
Vandalism	14	M	2	1		1	1		1	4	7	1	1			1		1	21								
	F	1	1	1						2			1	1	1				9	4	26						
Weapons	15	M	2	1	2	2	4	2	2	10	5	2	1		1				34								
	F									2		1							3	4	33						

ATLANTA POLICE DEPARTMENT
 AGE, SEX, AND RACE OF PERSONS ARRESTED
 17 YEARS OF AGE AND OVER

MONTH MAY

YEAR 2014

CLASSIFICATION OF OFFENSES	SEX	AGE OF PERSON ARRESTED																TOTAL	RACE				ETHNIC				
		17	18	19	20	21	22	23	24 29	30 34	35 39	40 44	45 49	50 54	55 59	60 64	65 UP		White	Black	Native Amer.	Asian/Pacific	Whi. Hispanic	Blck Hispanic			
Prostitution and Commercialized Vice	16	M									2		1					3									
		F				1			2	2	2	3	3	1	1			15	5	13							
Sex Offenses (except Rape and Prostitution)	17	M	1	2		1	1	3	10	9	6	10	10	14	10	9	7	93									
		F							2		2		3	1				8	12	88		1					
Drug Abuse Violations	18	M	5	10	7	14	12	18	19	71	42	36	19	20	14	7	3	317									
Grand Total		F	1	2	3	1	3	5	6	11	7	4	5	0	3	2	0	53	42	328	0	0	0	0	0	0	0
(1) Sale/Manufacturing Subtotal	180	M	3	0	1	1	1	2	4	8	4	2	2	0	4	0	0	32									
		F	0	0	0	0	0	0	1	1	0	0	1	0	0	0	0	3	3	32	0	0	0	0	0	0	0
Opium or Cocaine and their derivatives	a	M			1		1	1	1	1				1			7										
		F															0	1	6								
Marijuana	b	M	3					2	1	3	1	1		3			14										
		F						1				1					2	1	15								
Synthetic Narcotics	c	M															0										
		F															0										
Other Dangerous Non-Narcotic Drugs	d	M			1		1	1	6		1	1					11										
		F							1								1	1	11								
(2) Possession Subtotal	185	M	2	10	6	13	11	16	15	63	38	34	17	20	16	14	7	285									
		F	1	2	3	1	3	5	5	10	7	4	4	0	3	2	0	50	39	296	0	0	0	0	0	0	0
Opium or Cocaine and their derivatives	e	M		1	1		3	1	2	9	9	7	4	7	9	4	1	58									
		F					2	2		2	1		3		2		12	19	51								
Marijuana	f	M	2	9	5	12	8	14	13	51	27	26	13	13	6	10	6	218									
		F	1	2	3	1	1	3	5	8	6	4	1		1	2		38	15	241							
Synthetic Narcotics	g	M															0										
		F															0										
Other Dangerous Non-Narcotic Drugs	h	M			1		1		3	2	1			1			9										
		F															0	5	4								
Gambling	19	M	1	0	0	0	1	1	0	2	0	0	2	0	0	1	0	8									
Total		F	0	0	0	0	0	0	0	0	0	0	0	0	0	0	0	0	0	8	0	0	0	0	0	0	0
Bookmaking	a	M															0										
		F															0										
Numbers and Lottery	b	M															0										
		F															0										

**ATLANTA POLICE DEPARTMENT
AGE, SEX, AND RACE OF PERSONS ARRESTED
17 YEARS OF AGE AND OVER**

MONTH MAY

YEAR 2014

CLASSIFICATION OF OFFENSES	SEX	AGE OF PERSON ARRESTED																TOTAL	RACE				ETHNIC	
		17	18	19	20	21	22	23	24	30	35	40	45	50	55	60	65		White	Black	Native Amer.	Asian/Pacific	Whi. Hispanic	Blck Hispanic
		29	34	39	44	49	54	59	64	UP														
All Other Gambling	M	1				1	1		2			2			1			8						
	F																	0		8				
Offenses Against Family And Children	M										1		2		1		4							
	F				1				1		1		1				4	1	7					
Driving Under the Influence	M			1		1	1	7	26	16	11	7	7	8	6	2	1	94						
	F			3	1		3	2	7	8	3	1	2	1	3			34	48	79		1		
Liquor Laws	M	2	6	9	4	2	2	5	10	13	20	16	40	39	24	24	9	225						
	F	1	2	4	6	1	1				2	6	6	5	3	1		38	50	212		1		
Drunkenness	M		1		3	2	2	2	5	11	6	8	5	11	11	2	1	70						
	F								2		2	2						6	27	49				
Disorderly Conduct	M	1	4	4	3	3	2	3	13	15	17	23	23	31	7	8	4	161						
	F			1		1	2		7	7	4	2	4	2	3	2		35	22	174				
Vagrancy	M							1	1	1	1	9	7	16	5	3	1	45						
	F								1		2		2	1				6	7	44				
All Other Offenses (except Traffic)	M	3	3	9	6	6	6	1	42	48	21	27	25	35	15	14	3	264						
	F	1	2	3	2	3			7	7	4	3	4	2	2		1	41	49	254		2		
Suspicion	M																	0						
	F																	0						
TOTAL		42	53	65	72	74	70	80	380	290	227	204	214	251	145	84	37	2288	343	1937	0	8	0	0

MAY 2014

Month and Year of Report

GAAPD 0000

Agency Identifier

JUNE 11, 2014

Date

Nail J King LIEUTENANT
Prepared By Title

George W. Turner CHIEF
Chief, Commissioner, Sheriff, or Superintendent

ATLANTA POLICE DEPARTMENT - GEORGIA

Agency and State

ATLANTA POLICE DEPARTMENT
 AGE, SEX, AND RACE OF PERSONS ARRESTED
 16 YEARS OF AGE AND UNDER

MONTH MAY
 YEAR 2014

CLASSIFICATION OF OFFENSES	SEX	AGE						RACE				ETHNIC	
		09	10-12	13-14	15	16	TOTAL	White	Black	Native Amer.	Asian/Pacific	Whi. Hispanic	Blck Hispanic
Murder/Nonnegligent Manslaughter	01a	M					0						
	F						0						
Manslaughter by Negligence	01b	M					0						
	F						0						
Forcible Rape	02	M		1			1						
	F						0		1				
Robbery	03	M				6	6						
	F						0		6				
Aggravated Assault	04	M			1	1	2						
	F						0		2				
Burglary- Breaking or Entering	05	M		3	5	1	9						
	F				2	4	6		15				
Larceny - Theft (except Motor Vehicle Theft)	06	M		2	2	2	6						
	F		1		2		3		9				
Motor Vehicle Theft	07	M		1		2	3						
	F						0		3				
Other Assaults	08	M		1	1	1	3						
	F					2	2		5				
Arson	09	M					0						
	F						0						
Forgery and Counterfeiting	10	M					0						
	F						0						
Fraud	11	M				1	1						
	F						0		1				
Embezzlement	12	M					0						
	F						0						
Stolen Property, Buying, Receiving, Possessing	13	M			1		1						
	F						0		1				
Vandalism	14	M		1	1	1	3						
	F				1		1		4				
Weapons	15	M			1	2	3						
	F						0		3				
Prostitution and Commercialized Vice	16	M					0						
	F						0						

-8C-

ATLANTA POLICE DEPARTMENT
 AGE, SEX, AND RACE OF PERSONS ARRESTED
 16 YEARS OF AGE AND UNDER

MONTH MAY
 YEAR 2014

CLASSIFICATION OF OFFENSES	SEX	AGE						RACE				ETHNIC			
		09	1012	1314	15	16	TOTAL	White	Black	Native Amer.	Asian/Pacific	Whi. Hispanic	Blck Hispanic		
Sex Offenses (except Rape and Prostitution)	17	M						0							
	F							0							
Drug Abuse Violations	18	M	0	0	3	1	4	8							
	Grand Total	F	0	0	0	0	0	0	0	8	0	0	0	0	0
(1) Sale/Manufacturing Subtotal	180	M	0	0	0	0	0	0							
	F	0	0	0	0	0	0	0	0	0	0	0	0	0	0
Opium or Cocaine and their Derivatives	a	M						0							
	F							0							
Marijuana	b	M						0							
	F							0							
Synthetic Narcotics	c	M						0							
	F							0							
Other Dangerous Non-Narcotic Drugs	d	M						0							
	F							0							
(2) Possession Subtotal	185	M	0	0	3	1	4	8							
	F	0	0	0	0	0	0	0	0	8	0	0	0	0	0
Opium or Cocaine and their Derivatives	e	M					2	2							
	F							0		2					
Marijuana	f	M			3	1	2	6							
	F							0		6					
Synthetic Narcotics	g	M						0							
	F							0							
Other Dangerous Non-Narcotic Drugs	h	M						0							
	F							0							
Gambling Total	19	M	0	0	0	0	0	0							
	F	0	0	0	0	0	0	0	0	0	0	0	0	0	0
Bookmaking	a	M						0							
	F							0							
Numbers and Lottery	b	M						0							
	F							0							
All Other Gambling	c	M						0							
	F							0							
Offenses Against Family and Children	20	M						0							
	F							0							

-p8-

**ATLANTA POLICE DEPARTMENT
AGE, SEX, AND RACE OF PERSONS ARRESTED
16 YEARS OF AGE AND UNDER.**

MONTH MAY

YEAR 2014

CLASSIFICATION OF OFFENSES	SEX	AGE						RACE				ETHNIC	
		0	10	13	15	16	TOTAL	White	Black	Native Amer.	Asian/Pacific	Whi. Hispanic	Blck Hispanic
		9	12	14									
Driving Under the Influence 21	M						0						
	F						0						
Liquor Laws 22	M						0						
	F						0						
Drunkenness 23	M						0						
	F						0						
Disorderly Conduct 24	M				1		1						
	F			1			1		2				
Vagrancy 25	M						0						
	F						0						
All Other Offenses (except Traffic) 26	M		3	2	2	4	11						
	F		1				1		12				
Suspicion 27	M						0						
	F						0						
Curfew and Loitering 28	M			3	2	2	7						
	F			1			1		8				
Run-Aways 29	M						0						
	F				1		1		1				
Total			6	19	24	32	81	0	81	0	0	0	0

MAY 2014

Month and Year of Report

GAAPD 0000

Agency Identifier

JUNE 11, 2014

Date

Nail J. Klotz LIEUTENANT

Prepared By

George N. Turner CHIEF

Chief, Commissioner, Sheriff, or Superintendent

ATLANTA POLICE DEPARTMENT - GEORGIA

Agency and State

UNIFORM CRIME REPORTING

**LAW ENFORCEMENT
OPERATIONS
&
MANAGEMENT**

CRIME AREA COMPARISON

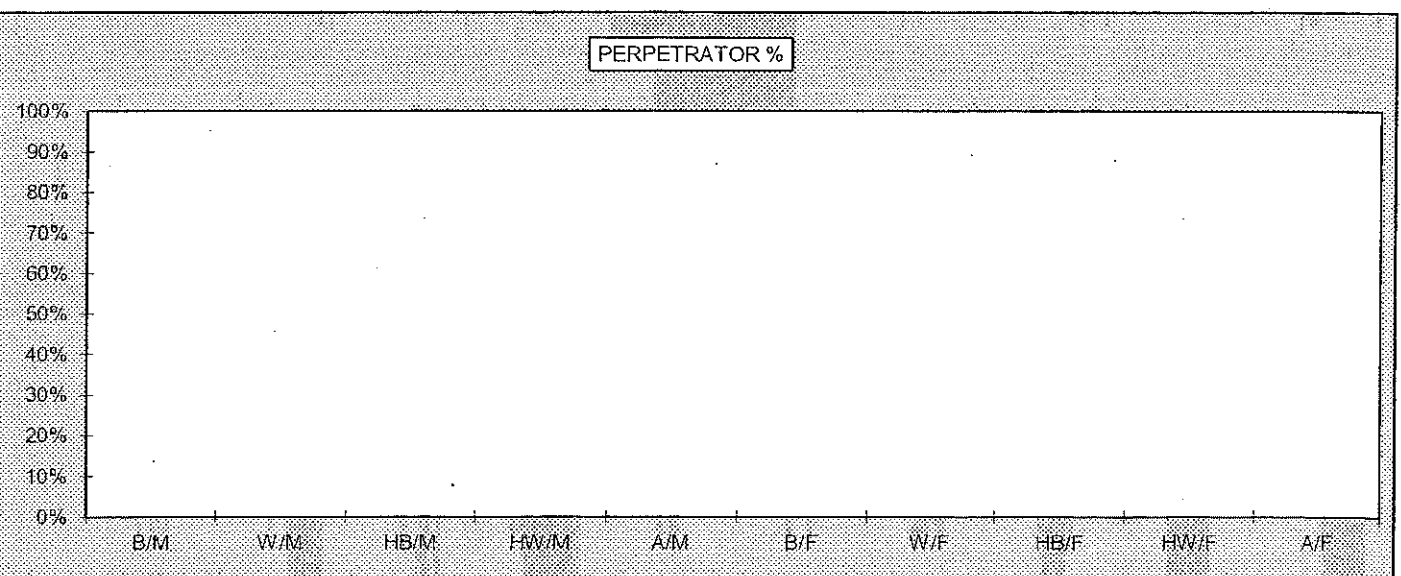
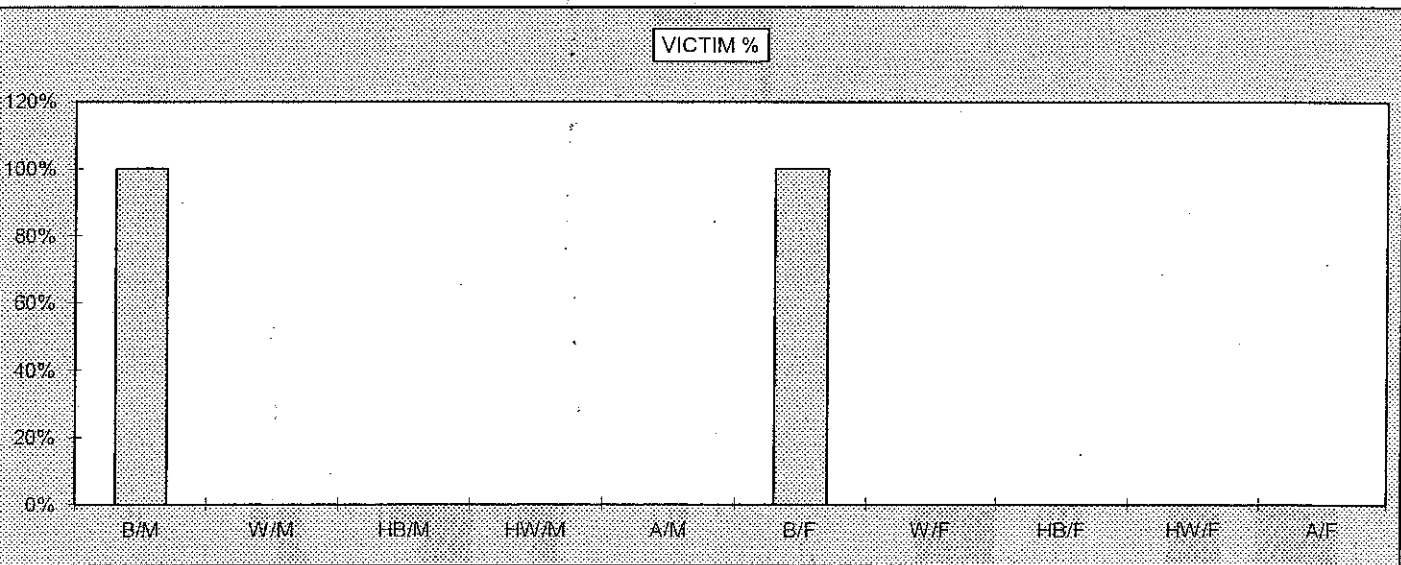
**SUPPORT SERVICES DIVISION
Information Services Section**

**MAY 2014
MAY 2013**

2014

MAY HOMICIDE COMPARISON
BY RACE, SEX, AND ETHNIC ORIGIN

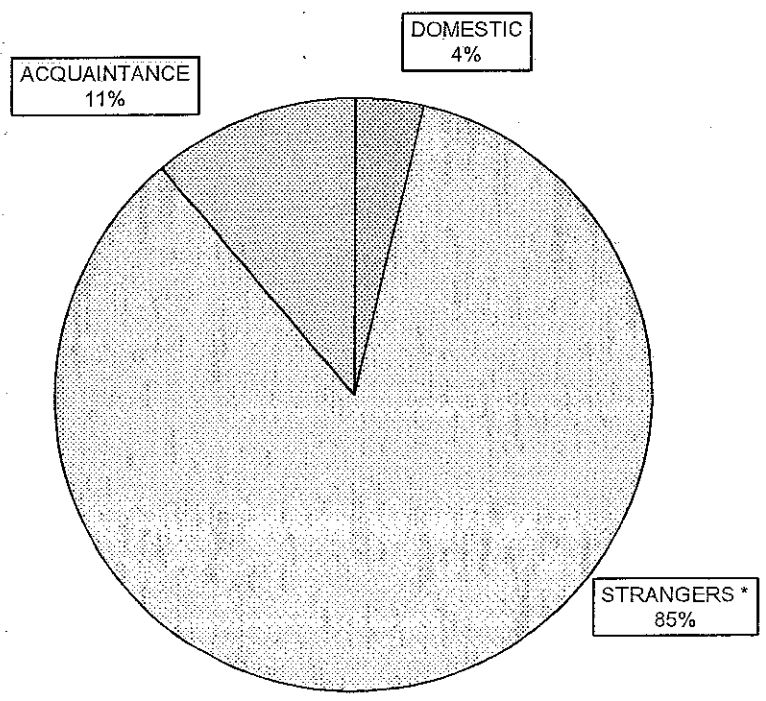
	VICTIM	PERPETRATOR		VICTIM %	PERPETRATOR %
B/M	4	0	B/M	100%	0%
W/M	0	0	W/M	0%	0%
HB/M	0	0	HB/M	0%	0%
HW/M	0	0	HW/M	0%	0%
A/M	0	0	A/M	0%	0%
TOTAL MALES	4	0			
B/F	1	0	B/F	100%	0%
W/F	0	0	W/F	0%	0%
HB/F	0	0	HB/F	0%	0%
HW/F	0	0	HW/F	0%	0%
A/F	0	0	A/F	0%	0%
TOTAL FEMALES	1	0			
TOTAL	5	0	PERPETRATOR UNKNOWN FOR 5 HOMICIDES		



**2014
HOMICIDE BREAKDOWN
YEAR TO DATE**

MAY							
MONTH	ACTUAL	DOMESTIC	%	STRANGERS *	%	ACQUAINTANCE	%
JANUARY	6	0	0%	5	83%	1	17%
FEBRUARY	0	0	0%	0	0%	0	0%
MARCH	11	0	0%	9	82%	2	18%
APRIL	5	1	20%	4	80%	0	0%
MAY	5	0	0%	5	100%	0	0%
JUNE							
JULY							
AUGUST							
SEPTEMBER							
OCTOBER							
NOVEMBER							
DECEMBER							
TOTAL	27	1	4%	23	85%	3	11%

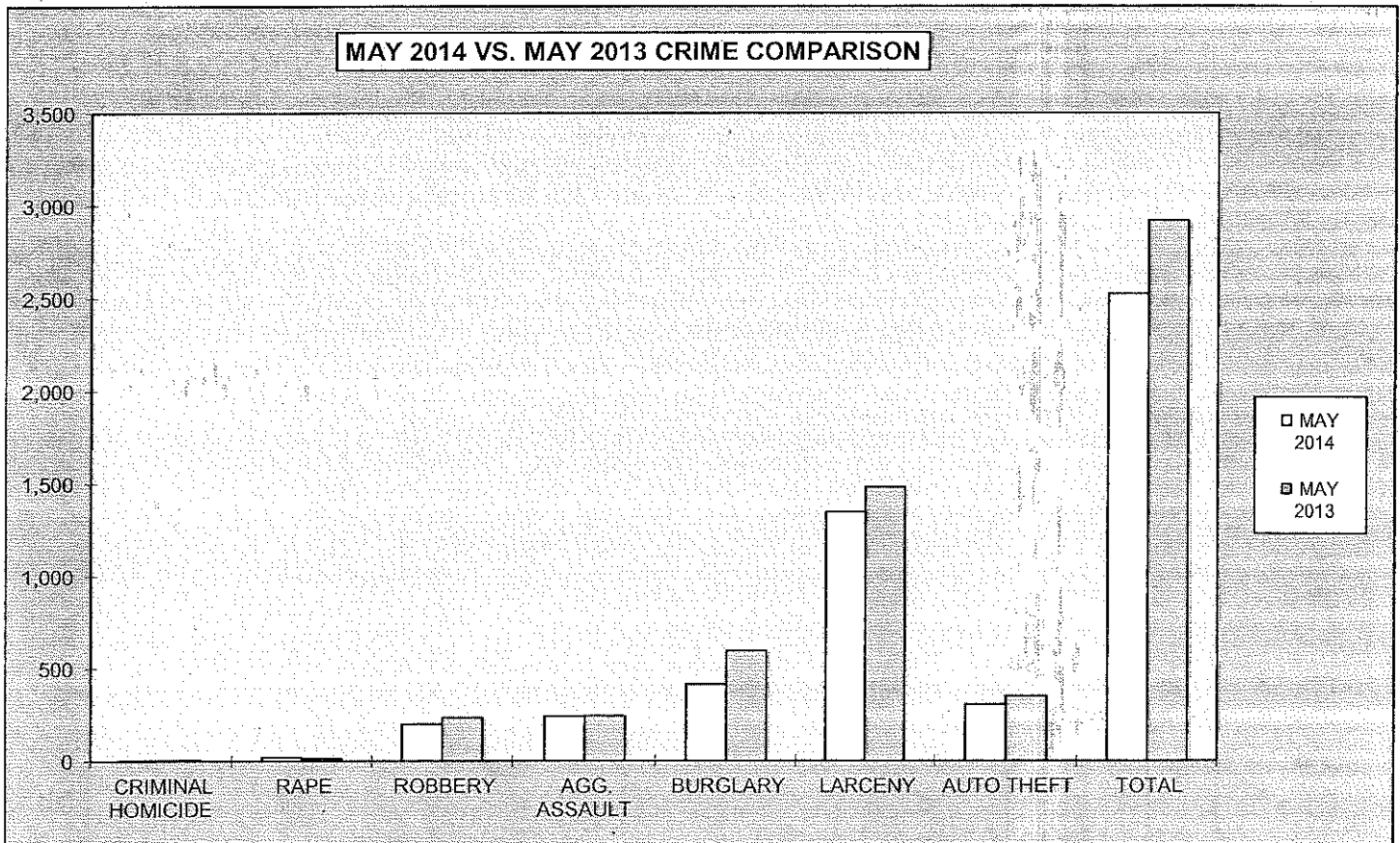
HOMICIDE BREAKDOWN BY VICTIM/OFFENDER RELATIONSHIP



* UNKNOWN INCLUDED IN WITH STRANGERS

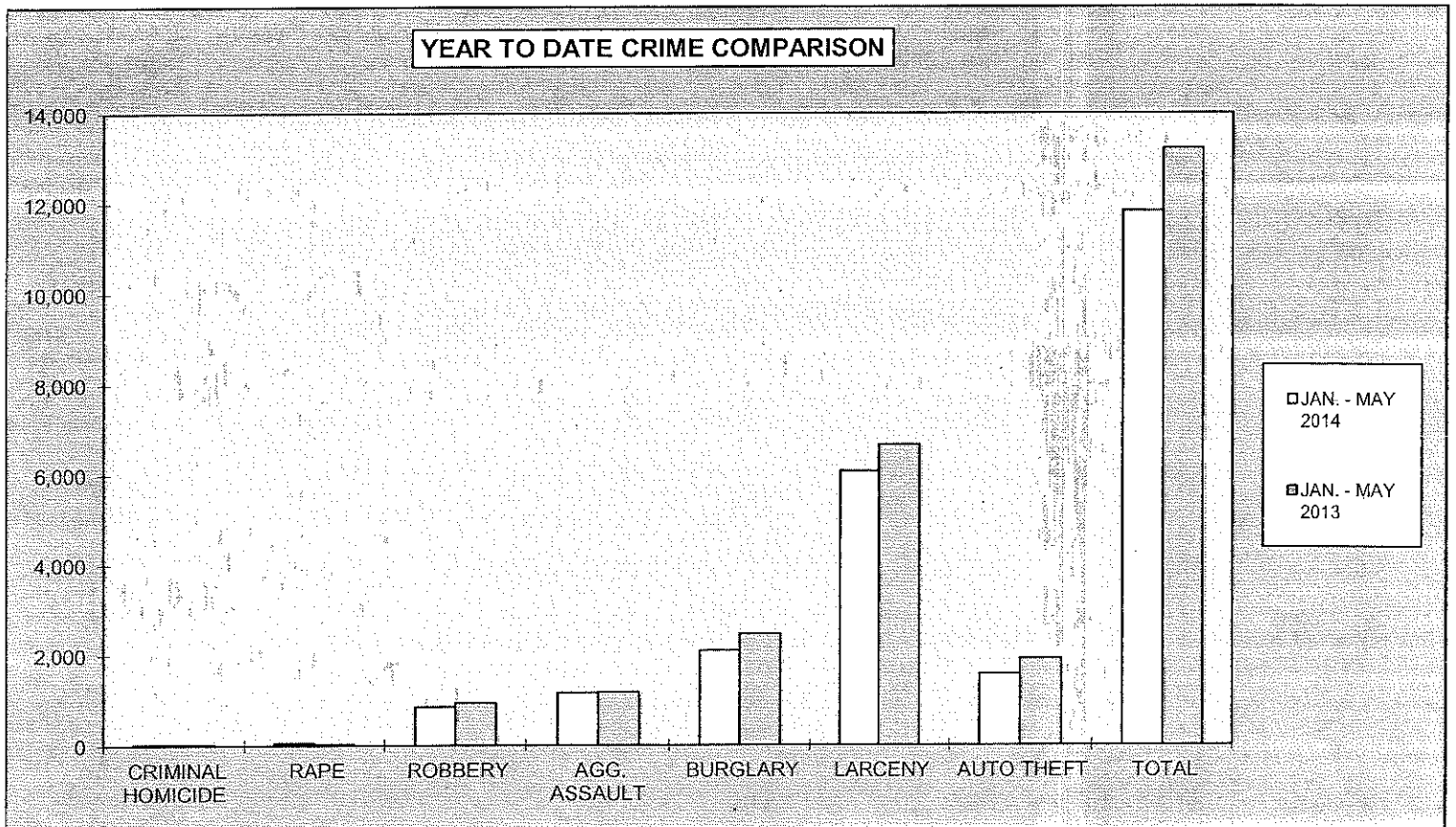
2014
MONTHLY CRIME COMPARISON

CRIME	MAY 2014	MAY 2013	# DIFFERENCE	% DIFFERENCE
CRIMINAL HOMICIDE	5	5	0	0%
RAPE	19	15	4	27%
ROBBERY	199	234	-35	-15%
AGG. ASSAULT	241	242	-1	0%
BURGLARY	411	594	-183	-31%
RESIDENCE	350	496	-146	-29%
NON-RESIDENCE	61	98	-37	-38%
LARCENY	1,345	1,479	-134	-9%
POCKETPICKING	4	5	-1	-20%
PURSE SNATCHING	26	51	-25	-49%
SHOPLIFTING	191	221	-30	-14%
FROM MOTOR VEHICLES	670	650	20	3%
MOTOR VEH. PARTS/ACCESSORIES	105	136	-31	-23%
BICYCLES	30	19	11	58%
FROM BUILDINGS	154	155	-1	-1%
FROM COIN OPERATED MACHINES	2	0	2	100%
ALL OTHER	163	242	-79	-33%
AUTO THEFT	305	349	-44	-13%
TOTAL	2,525	2,918	-393	-13%



**2014
YEAR TO DATE CRIME COMPARISON**

FIRST 5 MONTHS				
CRIME	JAN - MAY 2014	JAN - MAY 2013	# DIFFERENCE	% DIFFERENCE
CRIMINAL HOMICIDE	27	28	-1	-4%
RAPE	62	37	25	68%
ROBBERY	853	941	-88	-9%
AGG. ASSAULT	1,164	1,175	-11	-1%
BURGLARY	2,089	2,455	-366	-15%
RESIDENCE	1,718	2,113	-395	-19%
NON-RESIDENCE	371	342	29	8%
LARCENY	6,073	6,671	-598	-9%
POCKETPICKING	32	40	-8	-20%
PURSE SNATCHING	116	216	-100	-46%
SHOPLIFTING	1,084	1,074	10	1%
FROM MOTOR VEHICLES	2,882	2,952	-70	-2%
MOTOR VEH. PARTS/ACCESSORIES	394	528	-134	-25%
BICYCLES	100	86	14	16%
FROM BUILDINGS	703	717	-14	-2%
FROM COIN OPERATED MACHINES	11	8	3	38%
ALL OTHER	751	1,050	-299	-28%
AUTO THEFT	1,570	1,909	-339	-18%
TOTAL	11,838	13,216	-1,378	-10%



2014 ARREST COMPARISON

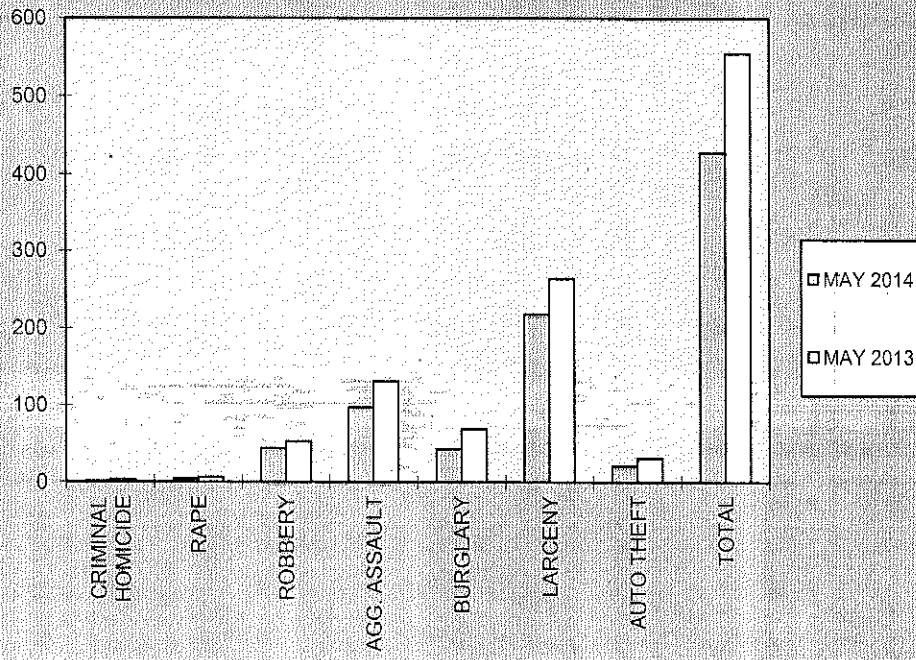
MAY ARREST COMPARISON

CRIME	MAY 2014	MAY 2013	# DIFFERENCE	% DIFFERENCE
CRIMINAL HOMICIDE	1	3	-2	-67%
RAPE	4	6	-2	-33%
ROBBERY	44	53	-9	-17%
AGG. ASSAULT	97	130	-33	-25%
BURGLARY	43	68	-25	-37%
LARCENY	218	264	-46	-17%
AUTO THEFT	21	31	-10	-32%
TOTAL	428	555	-127	-23%

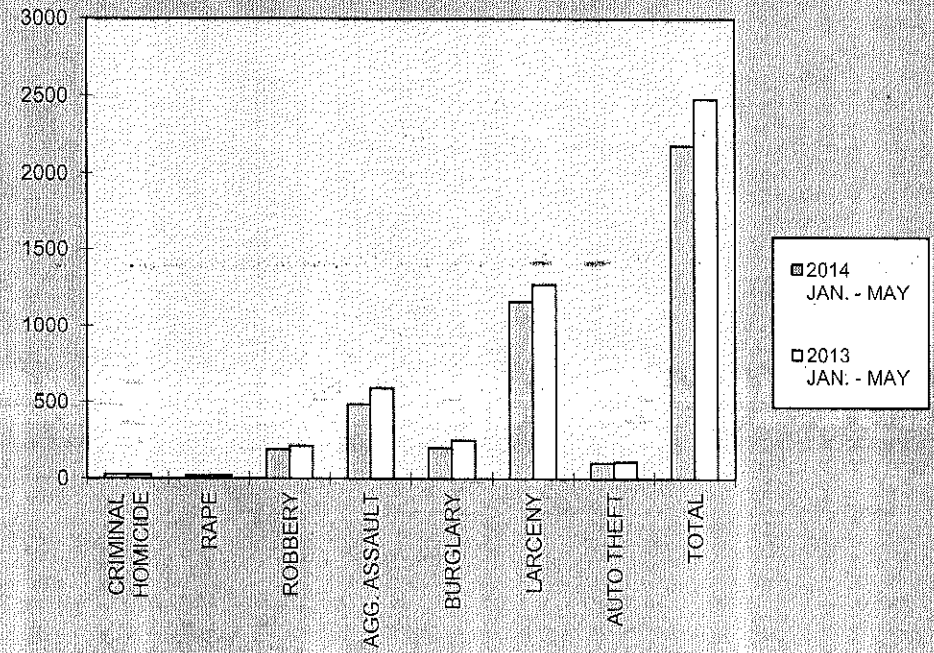
FIRST 5 MONTHS ARREST COMPARISON

CRIME	2014 JAN - MAY	2013 JAN - MAY	# DIFFERENCE	% DIFFERENCE
CRIMINAL HOMICIDE	27	25	2	8%
RAPE	17	20	-3	-15%
ROBBERY	191	212	-21	-10%
AGG. ASSAULT	486	592	-106	-18%
BURGLARY	201	250	-49	-20%
LARCENY	1,160	1,273	-113	-9%
AUTO THEFT	102	110	-8	-7%
TOTAL	2,184	2,482	-298	-12%

MAY 2014 VS. MAY 2013 ARREST COMPARISON



YEAR TO DATE ARREST COMPARISON 2014 VS. 2013

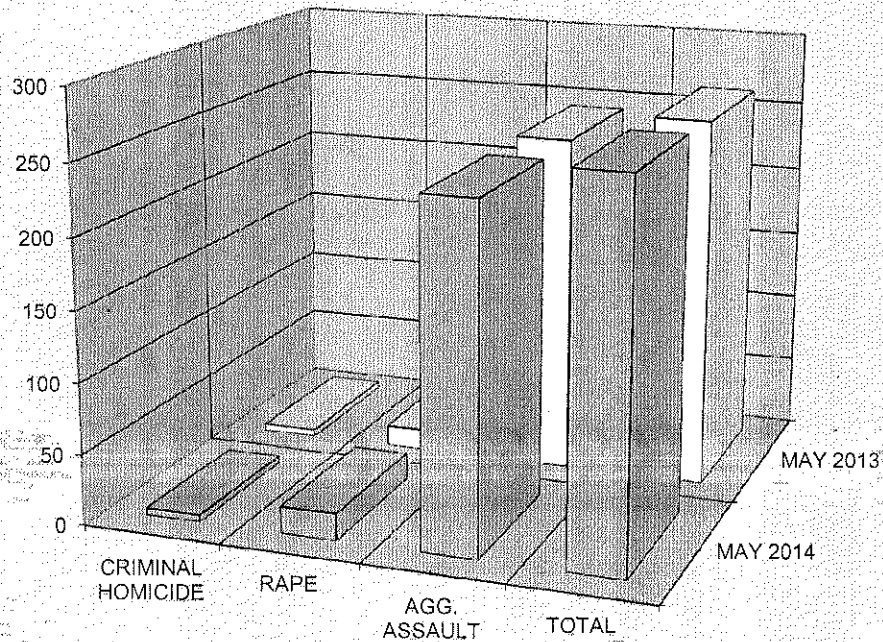


**2014
CRIME COMPARISON
CRIMES AGAINST PERSONS**

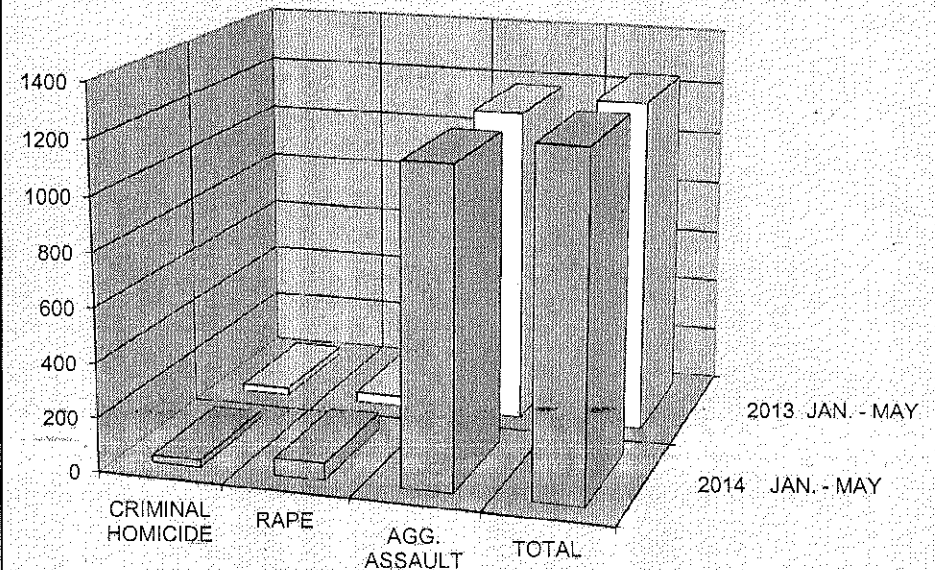
MAY				
CRIME	MAY 2014	MAY 2013	# DIFFERENCE	% DIFFERENCE
CRIMINAL HOMICIDE	5	5	0	0%
RAPE	19	15	4	27%
AGG. ASSAULT	241	242	-1	0%
TOTAL	265	262	3	1%

FIRST 5 MONTHS				
CRIME	2014 JAN. - MAY	2013 JAN. - MAY	# DIFFERENCE	% DIFFERENCE
CRIMINAL HOMICIDE	27	28	-1	-4%
RAPE	62	37	25	68%
AGG. ASSAULT	1,164	1,175	-11	-1%
TOTAL	1,253	1,240	13	1%

MAY CRIMES AGAINST PERSONS



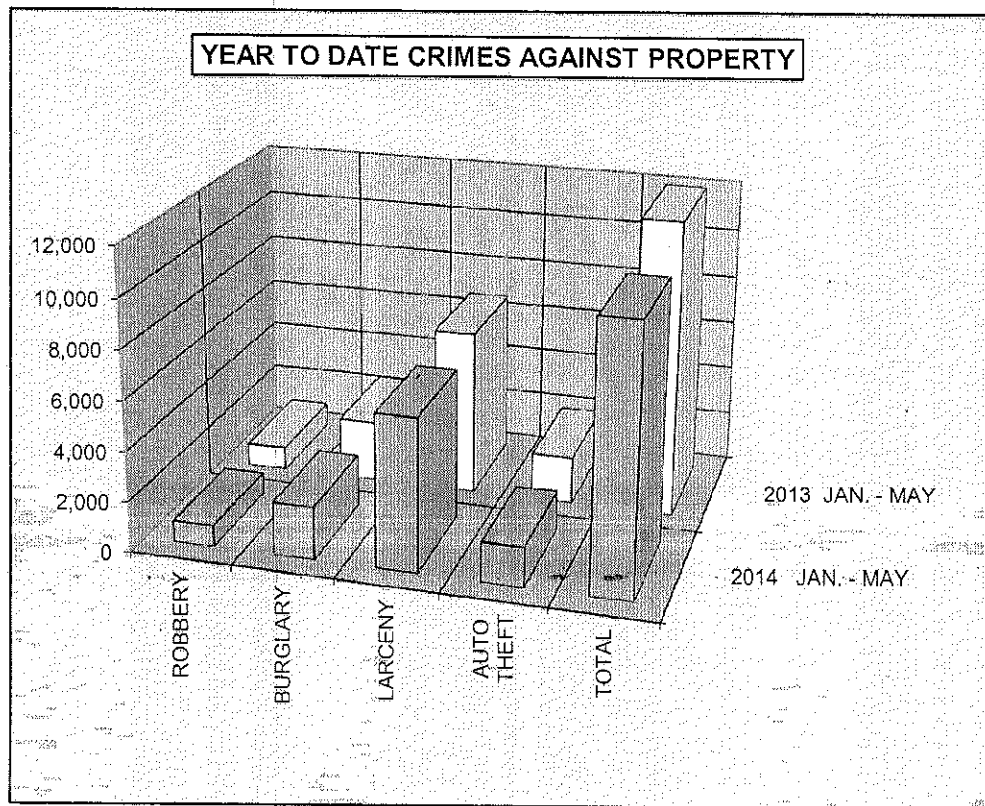

YEAR TO DATE CRIMES AGAINST PERSONS



**2014
CRIME COMPARISON
CRIMES AGAINST PROPERTY**

MAY				
CRIME	MAY 2014	MAY 2013	# DIFFERENCE	% DIFFERENCE
ROBBERY	199	234	-35	-15%
BURGLARY	411	594	-183	-31%
LARCENY	1,345	1,479	-134	-9%
AUTO THEFT	305	349	-44	-13%
TOTAL	2,260	2,656	-396	-15%

FIRST 5 MONTHS				
CRIME	2014 JAN. - MAY	2013 JAN. - MAY	# DIFFERENCE	% DIFFERENCE
ROBBERY	853	941	-88	-9%
BURGLARY	2,089	2,455	-366	-15%
LARCENY	6,073	6,671	-598	-9%
AUTO THEFT	1,570	1,909	-339	-18%
TOTAL	10,585	11,976	-1,391	-12%

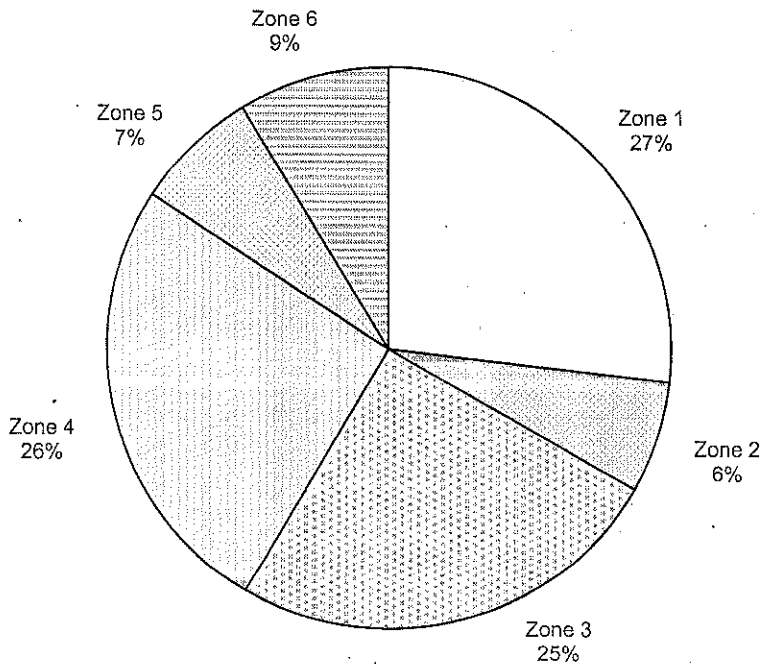


2014
AREA BREAKDOWN
CRIMES AGAINST PERSONS AND PROPERTY

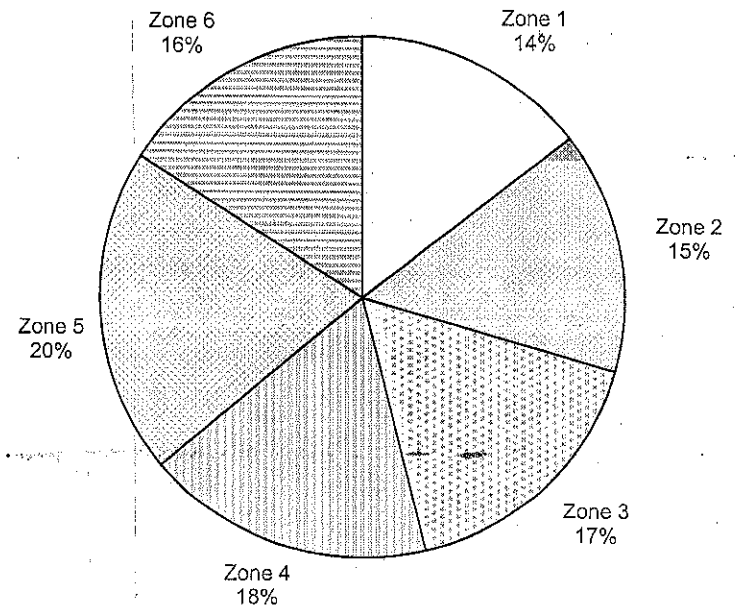
MAY 2014 CRIMES AGAINST PERSONS BY ZONE						
CRIME	Zone 1	Zone 2	Zone 3	Zone 4	Zone 5	Zone 6
CRIMINAL HOMICIDE	0	0	0	5	0	0
RAPE	9	2	3	2	2	1
AGG. ASSAULT	62	15	64	61	17	22
TOTAL CRIMES AGAINST PERSONS	71	17	67	68	19	23

MAY 2014 CRIMES AGAINST PROPERTY BY ZONE						
CRIME	Zone 1	Zone 2	Zone 3	Zone 4	Zone 5	Zone 6
ROBBERY	60	23	32	40	25	19
BURGLARY	73	43	114	105	23	53
LARCENY	149	246	157	184	370	239
AUTO THEFT	46	26	73	73	37	50
TOTAL CRIMES AGAINST PROPERTY	328	338	376	402	455	361

MAY 2014 CRIMES AGAINST PERSONS



MAY 2014 CRIMES AGAINST PROPERTY



**2014
YEAR TO DATE AREA BREAKDOWN
CRIMES AGAINST PERSONS AND PROPERTY**

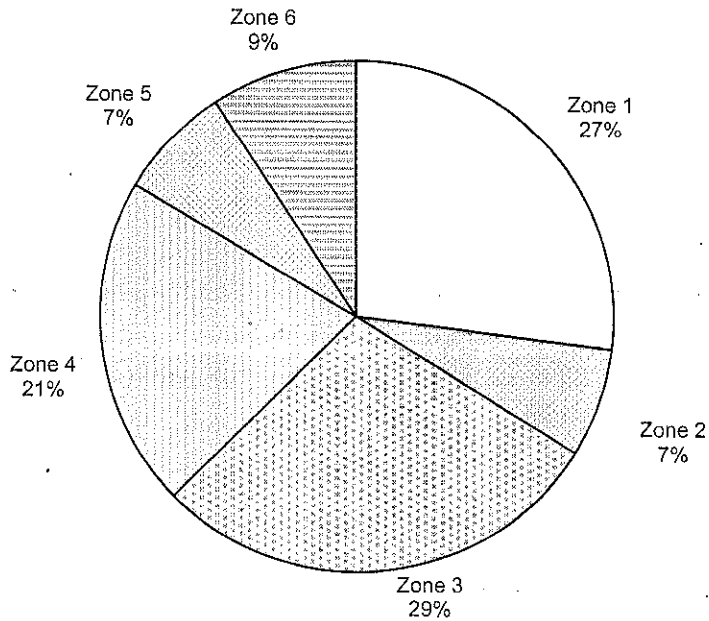
FIRST 5 MONTHS 2014 CRIMES AGAINST PERSONS BY ZONE

CRIME	Zone 1	Zone 2	Zone 3	Zone 4	Zone 5	Zone 6
CRIMINAL HOMICIDE	11	2	7	6	1	0
RAPE	23	7	4	15	5	8
AGG. ASSAULT	304	77	350	240	85	108
TOTAL CRIMES AGAINST PERSONS	338	86	361	261	91	116

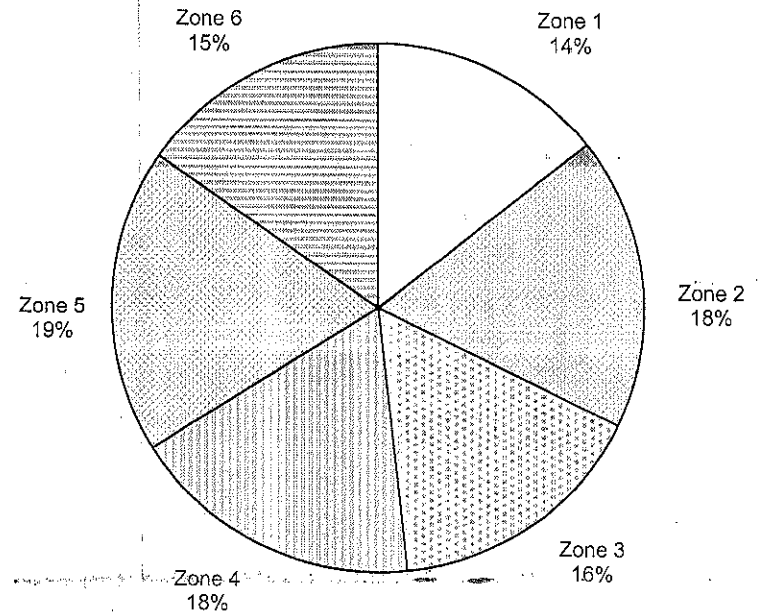
FIRST 5 MONTHS 2014 CRIMES AGAINST PROPERTY BY ZONE

CRIME	Zone 1	Zone 2	Zone 3	Zone 4	Zone 5	Zone 6
ROBBERY	207	109	155	172	116	94
BURGLARY	384	251	485	531	112	326
LARCENY	670	1,383	686	796	1,551	987
AUTO THEFT	260	146	373	386	187	218
TOTAL CRIMES AGAINST PROPERTY	1,521	1,889	1,699	1,885	1,966	1,625

2014 YEAR TO DATE CRIMES AGAINST PERSONS

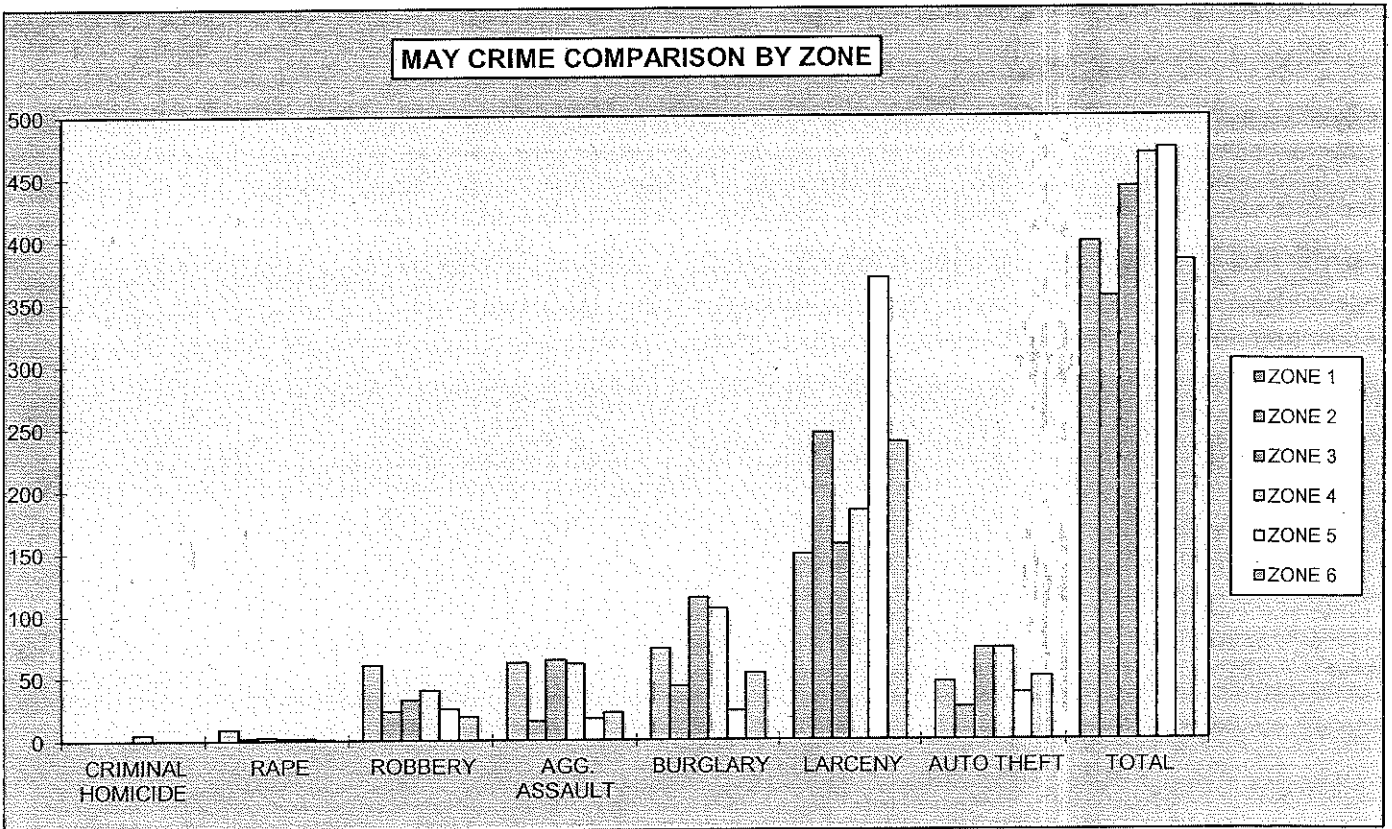


2014 YEAR TO DATE CRIMES AGAINST PROPERTY



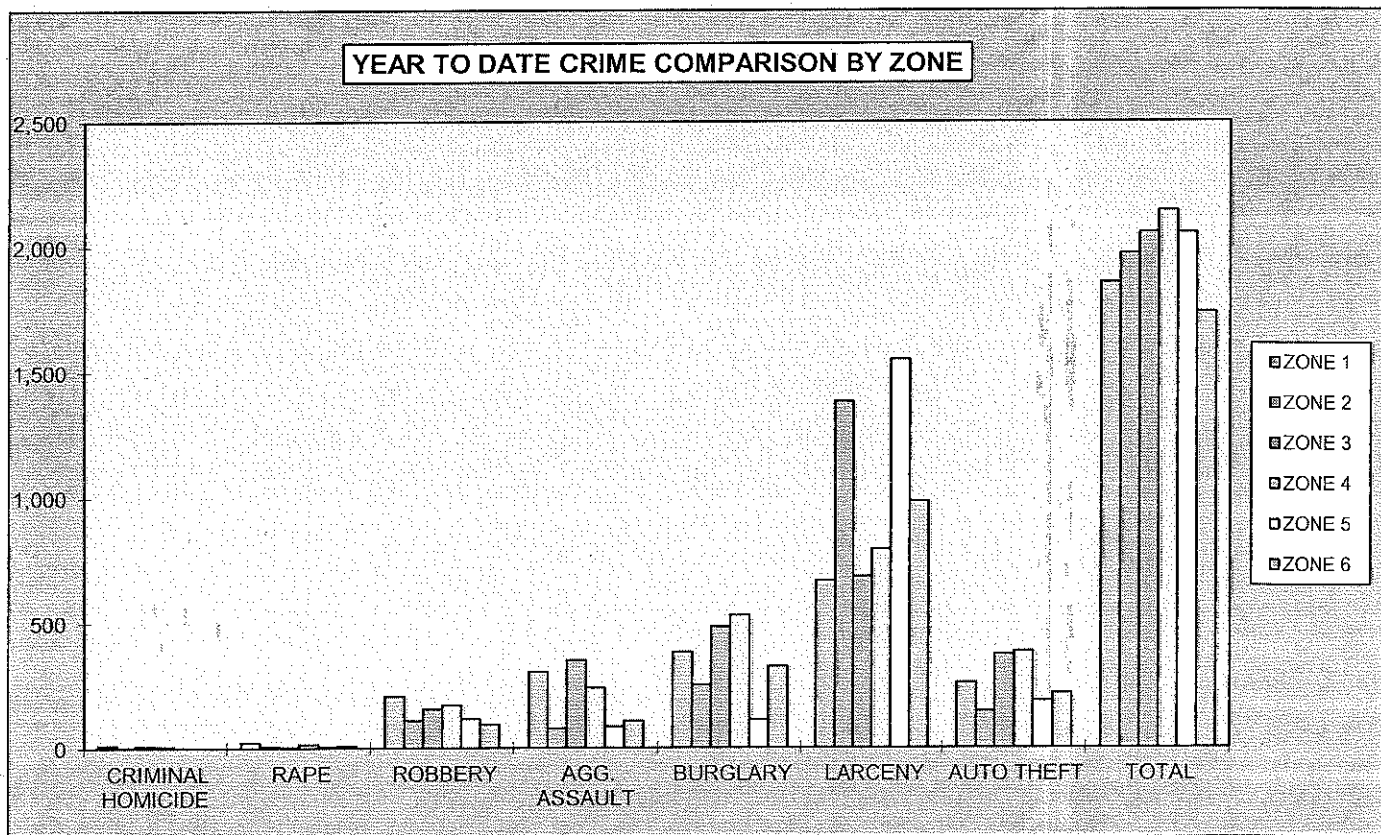
**2014
AREA BREAKDOWN**

MAY CRIME COMPARISON BY ZONE						
CRIME	ZONE 1	ZONE 2	ZONE 3	ZONE 4	ZONE 5	ZONE 6
CRIMINAL HOMICIDE	0	0	0	5	0	0
RAPE	9	2	3	2	2	1
ROBBERY	60	23	32	40	25	19
AGG. ASSAULT	62	15	64	61	17	22
BURGLARY	73	43	114	105	23	53
RESIDENCE	62	30	98	96	16	48
NON-RESIDENCE	11	13	16	9	7	5
LARCENY	149	246	157	184	370	239
POCKETPICKING	-1	1	0	2	2	0
PURSE SNATCHING	3	4	4	5	5	5
SHOPLIFTING	32	57	20	24	31	27
FROM MOTOR VEHICLES	50	108	63	72	232	145
MOTOR VEH. PARTS/ACCESSORIES	12	16	22	17	20	18
BICYCLES	1	4	2	0	11	12
FROM BUILDINGS	20	35	13	26	41	19
FROM COIN OPERATED MACHINES	0	0	1	0	0	1
ALL OTHER	32	21	32	38	28	12
AUTO THEFT	46	26	73	73	37	50
TOTAL	399	355	443	470	474	384



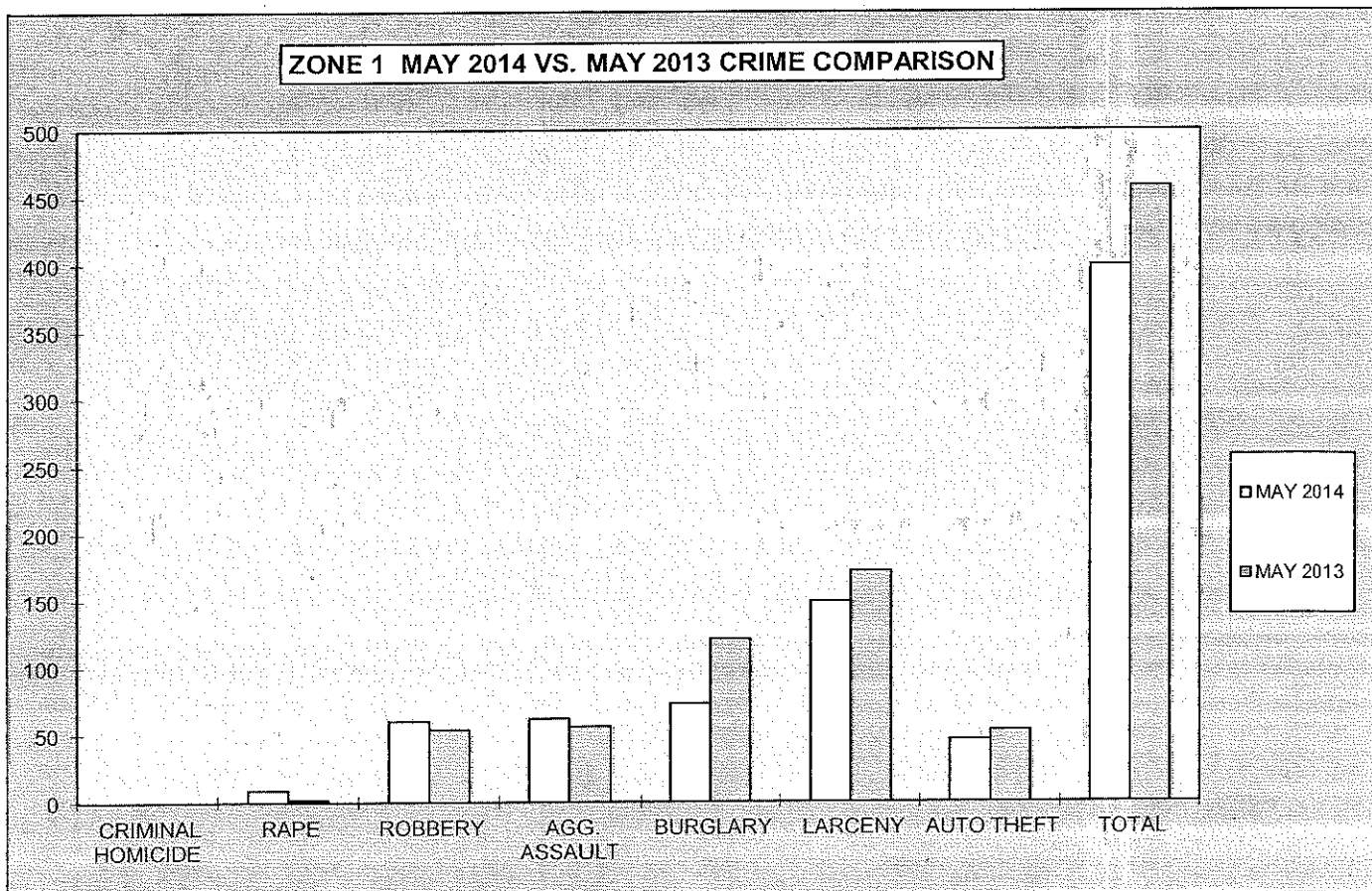
**2014
YEAR TO DATE AREA BREAKDOWN**

FIRST 5 MONTHS CRIME COMPARISON BY ZONE						
CRIME	ZONE 1	ZONE 2	ZONE 3	ZONE 4	ZONE 5	ZONE 6
CRIMINAL HOMICIDE	11	2	7	6	1	0
RAPE	23	7	4	15	5	8
ROBBERY	207	109	155	172	116	94
AGG. ASSAULT	304	77	350	240	85	108
BURGLARY	384	251	485	531	112	326
RESIDENCE	342	182	394	469	62	269
NON-RESIDENCE	42	69	91	62	50	57
LARCENY	670	1,383	686	796	1,551	987
POCKETPICKING	3	11	4	4	8	2
PURSE SNATCHING	15	11	20	23	30	17
SHOPLIFTING	177	330	104	165	145	163
FROM MOTOR VEHICLES	190	635	286	288	944	539
MOTOR VEH. PARTS/ACCESSORIES	64	60	77	70	67	56
BICYCLES	2	11	5	5	42	35
FROM BUILDINGS	96	177	68	106	178	78
FROM COIN OPERATED MACHINES	2	1	1	2	1	4
ALL OTHER	121	147	121	133	136	93
AUTO THEFT	260	146	373	386	187	218
TOTAL	1,859	1,975	2,060	2,146	2,057	1,741



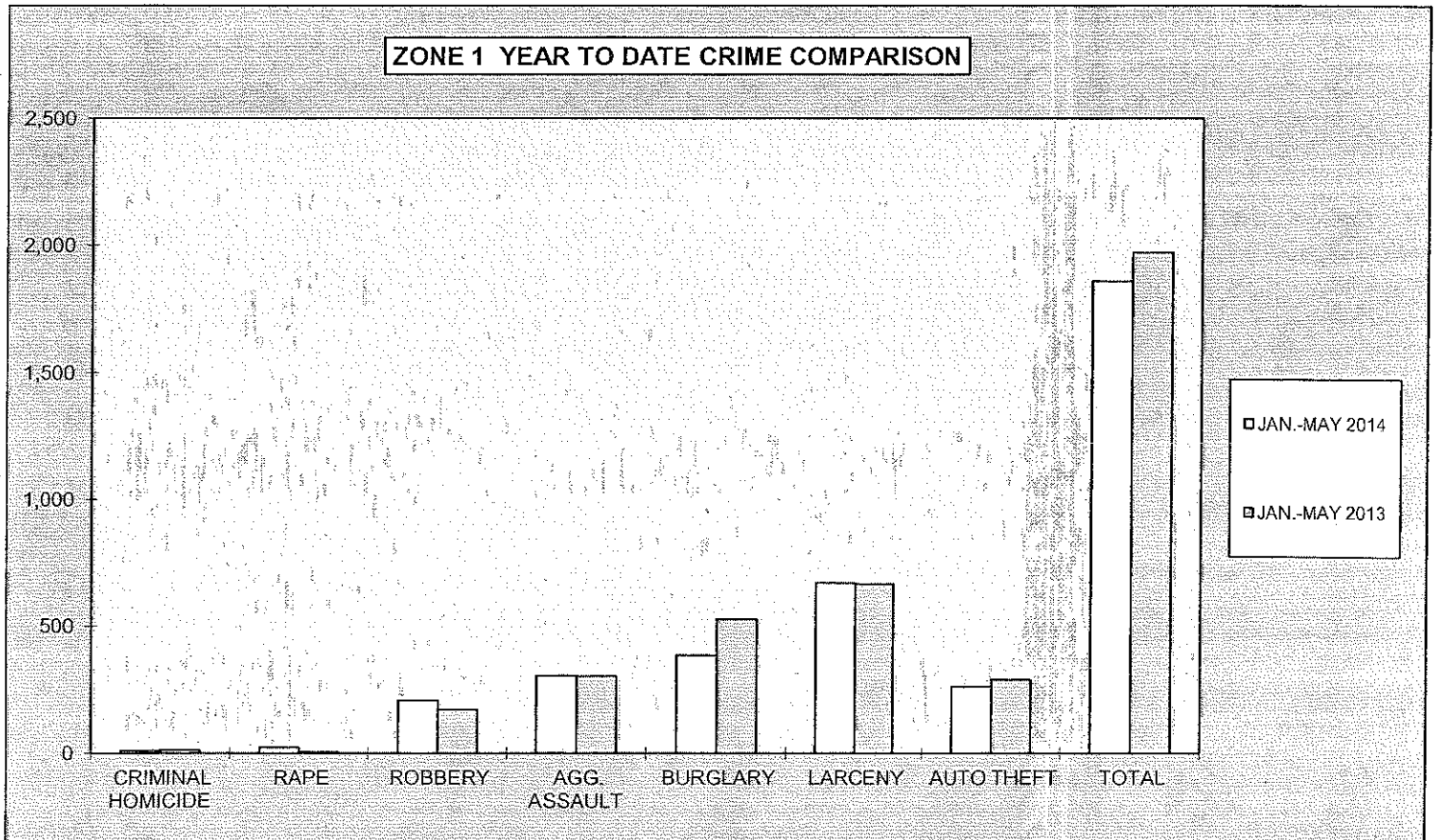
**2014
MONTHLY CRIME COMPARISON**

ZONE 1				
CRIME	MAY 2014	MAY 2013	# DIFFERENCE	% DIFFERENCE
CRIMINAL HOMICIDE	0	0	0	0%
RAPE	9	2	7	350%
ROBBERY	60	54	6	11%
AGG. ASSAULT	62	56	6	11%
BURGLARY	73	121	-48	-40%
RESIDENCE	62	103	-41	-40%
NON-RESIDENCE	11	18	-7	-39%
LARCENY	149	172	-23	-13%
POCKETPICKING	-1	0	-1	-100%
PURSE SNATCHING	3	6	-3	-50%
SHOPLIFTING	32	43	-11	-26%
FROM MOTOR VEHICLES	50	39	11	28%
MOTOR VEH. PARTS/ACCESSORIES	12	18	-6	-33%
BICYCLES	1	0	1	100%
FROM BUILDINGS	20	25	-5	-20%
FROM COIN OPERATED MACHINES	0	0	0	0%
ALL OTHER	32	41	-9	-22%
AUTO THEFT	46	53	-7	-13%
TOTAL	399	458	-59	-13%



**2014
YEAR TO DATE CRIME COMPARISON**

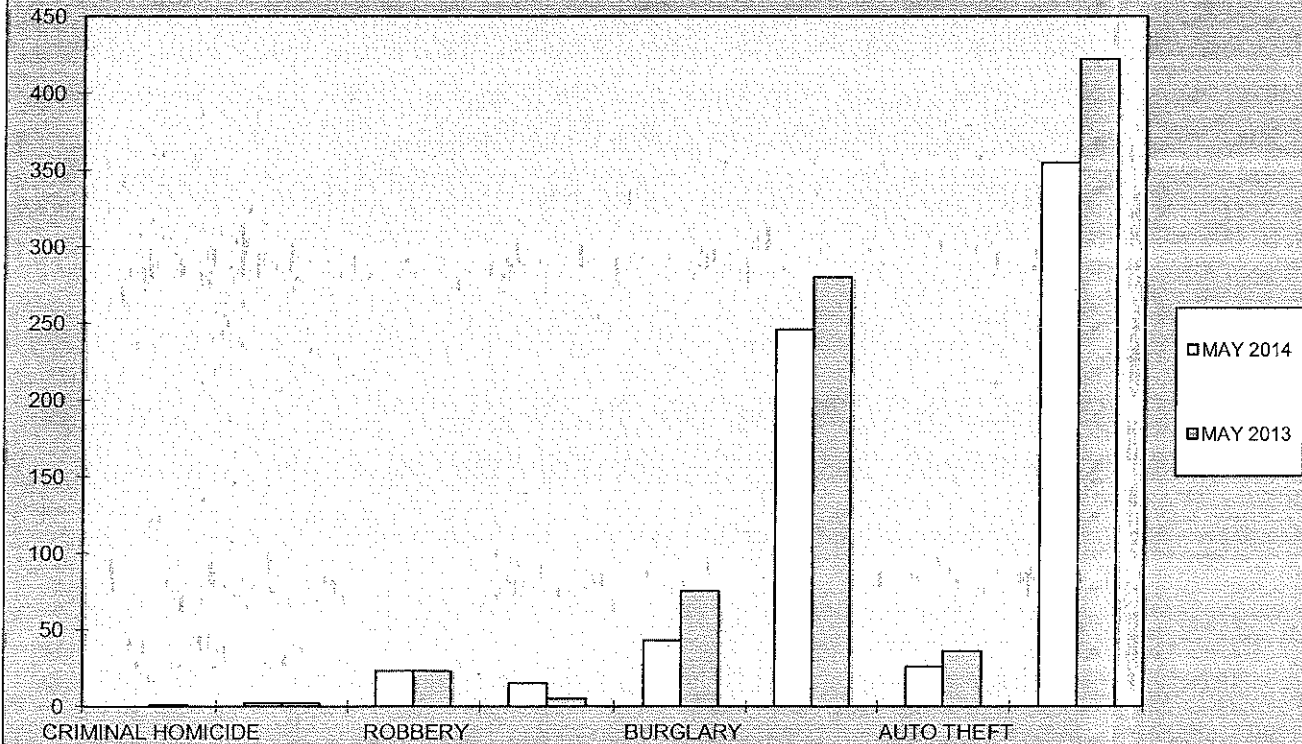
ZONE 1				
CRIME	JAN.-MAY 2014	JAN.-MAY 2013	# DIFFERENCE	% DIFFERENCE
CRIMINAL HOMICIDE	11	13	-2	-15%
RAPE	23	5	18	360%
ROBBERY	207	171	36	21%
AGG. ASSAULT	304	302	2	1%
BURGLARY	384	526	-142	-27%
RESIDENCE	342	469	-127	-27%
NON-RESIDENCE	42	57	-15	-26%
LARCENY	670	666	4	1%
POCKETPICKING	3	2	1	50%
PURSE SNATCHING	15	36	-21	-58%
SHOPLIFTING	177	132	45	34%
FROM MOTOR VEHICLES	190	177	13	7%
MOTOR VEH. PARTS/ACCESSORIES	64	72	-8	-11%
BICYCLES	2	3	-1	-33%
FROM BUILDINGS	96	72	24	33%
FROM COIN OPERATED MACHINES	2	0	2	100%
ALL OTHER	121	172	-51	-30%
AUTO THEFT	260	288	-28	-10%
TOTAL	1,859	1,971	-112	-6%



2014
MONTHLY CRIME COMPARISON

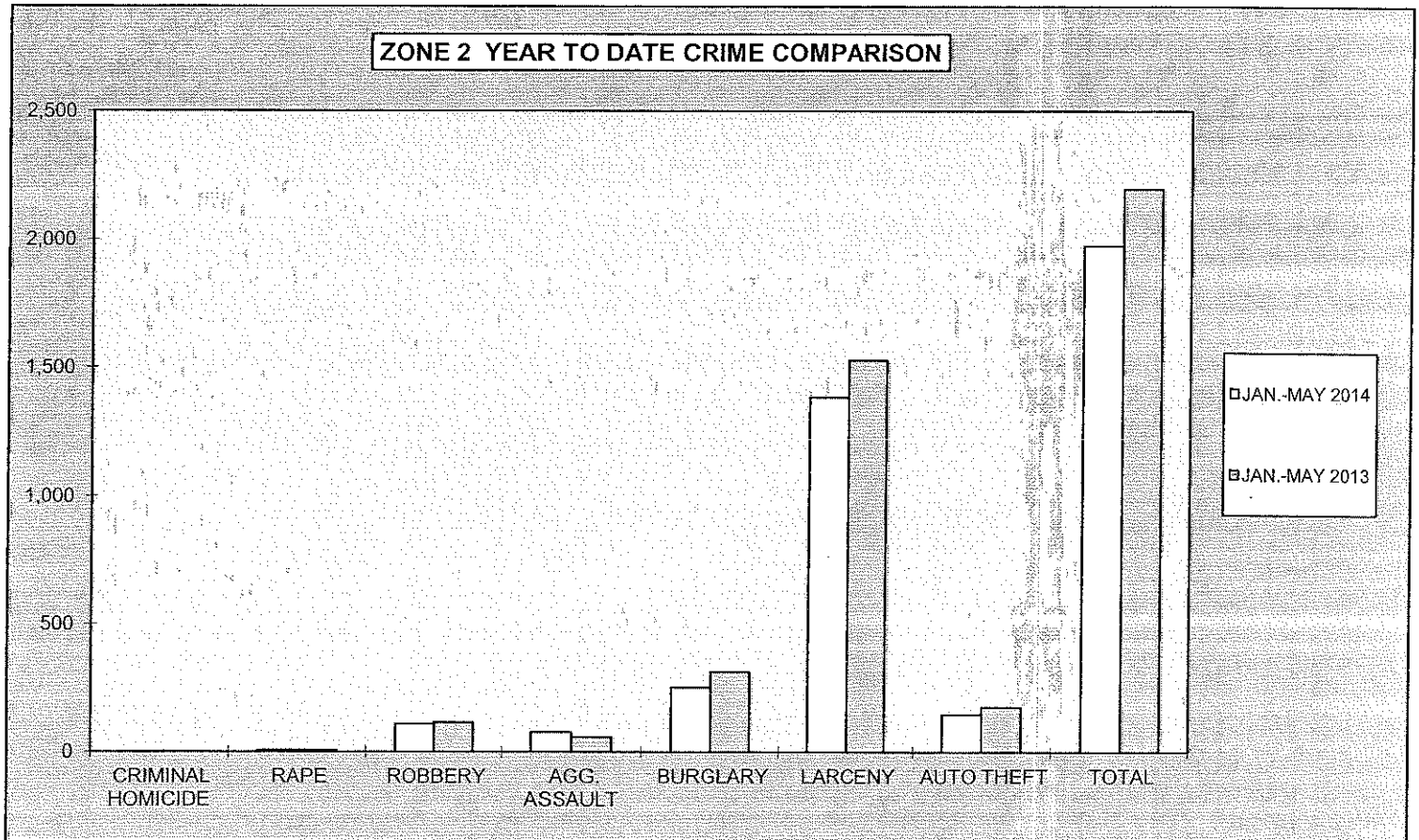
ZONE 2				
CRIME	MAY 2014	MAY 2013	# DIFFERENCE	% DIFFERENCE
CRIMINAL HOMICIDE	0	1	-1	-100%
RAPE	2	2	0	0%
ROBBERY	23	23	0	0%
AGG. ASSAULT	15	5	10	200%
BURGLARY	43	75	-32	-43%
RESIDENCE	30	64	-34	-53%
NON-RESIDENCE	13	11	2	18%
LARCENY	246	280	-34	-12%
POCKETPICKING	1	1	0	0%
PURSE SNATCHING	4	3	1	33%
SHOPLIFTING	57	60	-3	-5%
FROM MOTOR VEHICLES	108	139	-31	-22%
MOTOR VEH. PARTS/ACCESSORIES	16	17	-1	-6%
BICYCLES	4	2	2	100%
FROM BUILDINGS	35	28	7	25%
FROM COIN OPERATED MACHINES	0	0	0	0%
ALL OTHER	21	30	-9	-30%
AUTO THEFT	26	36	-10	-28%
TOTAL	355	422	-67	-16%

ZONE 2 MAY 2014 VS. MAY 2013 CRIME COMPARISON



2014
YEAR TO DATE CRIME COMPARISON

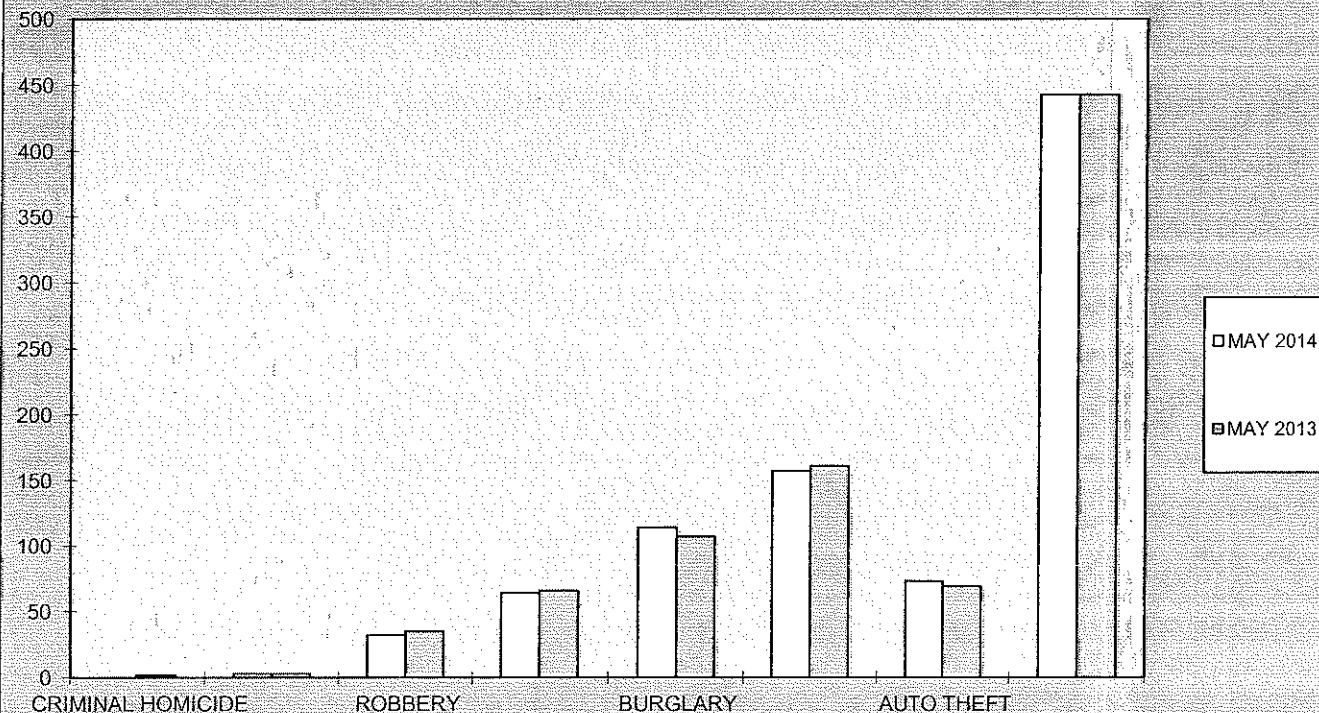
ZONE 2					
CRIME	JAN -MAY 2014	JAN -MAY 2013	# DIFFERENCE	% DIFFERENCE	
CRIMINAL HOMICIDE	2	2	0	0%	
RAPE	7	7	0	0%	
ROBBERY	109	114	-5	-4%	
AGG. ASSAULT	77	57	20	35%	
BURGLARY	251	312	-61	-20%	
RESIDENCE	182	247	-65	-26%	
NON-RESIDENCE	69	65	4	6%	
LARCENY	1,383	1,528	-145	-9%	
POCKETPICKING	11	5	6	120%	
PURSE SNATCHING	11	16	-5	-31%	
SHOPLIFTING	330	336	-6	-2%	
FROM MOTOR VEHICLES	635	764	-129	-17%	
MOTOR VEH. PARTS/ACCESSORIES	60	80	-20	-25%	
BICYCLES	11	7	4	57%	
FROM BUILDINGS	177	175	2	1%	
FROM COIN OPERATED MACHINES	1	0	1	100%	
ALL OTHER	147	145	2	1%	
AUTO THEFT	146	176	-30	-17%	
TOTAL	1,975	2,196	-221	-10%	



2014
MONTHLY CRIME COMPARISON

ZONE 3				
CRIME	MAY 2014	MAY 2013	# DIFFERENCE	% DIFFERENCE
CRIMINAL HOMICIDE	0	2	-2	-100%
RAPE	3	3	0	0%
ROBBERY	32	35	-3	-9%
AGG. ASSAULT	64	66	-2	-3%
BURGLARY	114	107	7	7%
RESIDENCE	98	89	9	10%
NON-RESIDENCE	16	18	-2	-11%
LARCENY	157	161	-4	-2%
POCKETPICKING	0	0	0	0%
PURSE SNATCHING	4	8	-4	-50%
SHOPLIFTING	20	10	10	100%
FROM MOTOR VEHICLES	63	68	-5	-7%
MOTOR VEH. PARTS/ACCESSORIES	22	16	6	38%
BICYCLES	2	2	0	0%
FROM BUILDINGS	13	21	-8	-38%
FROM COIN OPERATED MACHINES	1	0	1	0%
ALL OTHER	32	36	-4	-11%
AUTO THEFT	73	69	4	6%
TOTAL	443	443	0	0%

ZONE 3 MAY 2014 VS. MAY 2013 CRIME COMPARISON

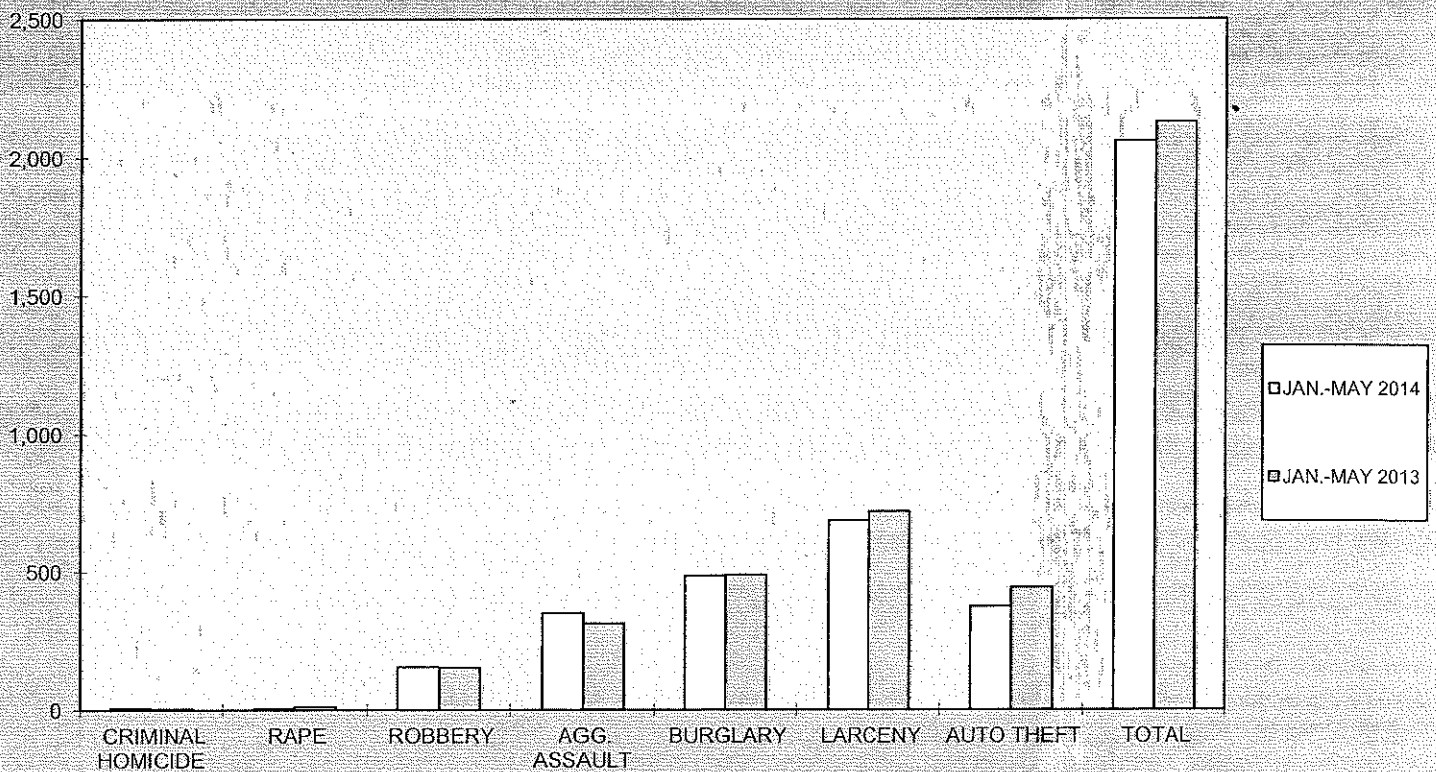


**2014
YEAR TO DATE CRIME COMPARISON**

ZONE 3

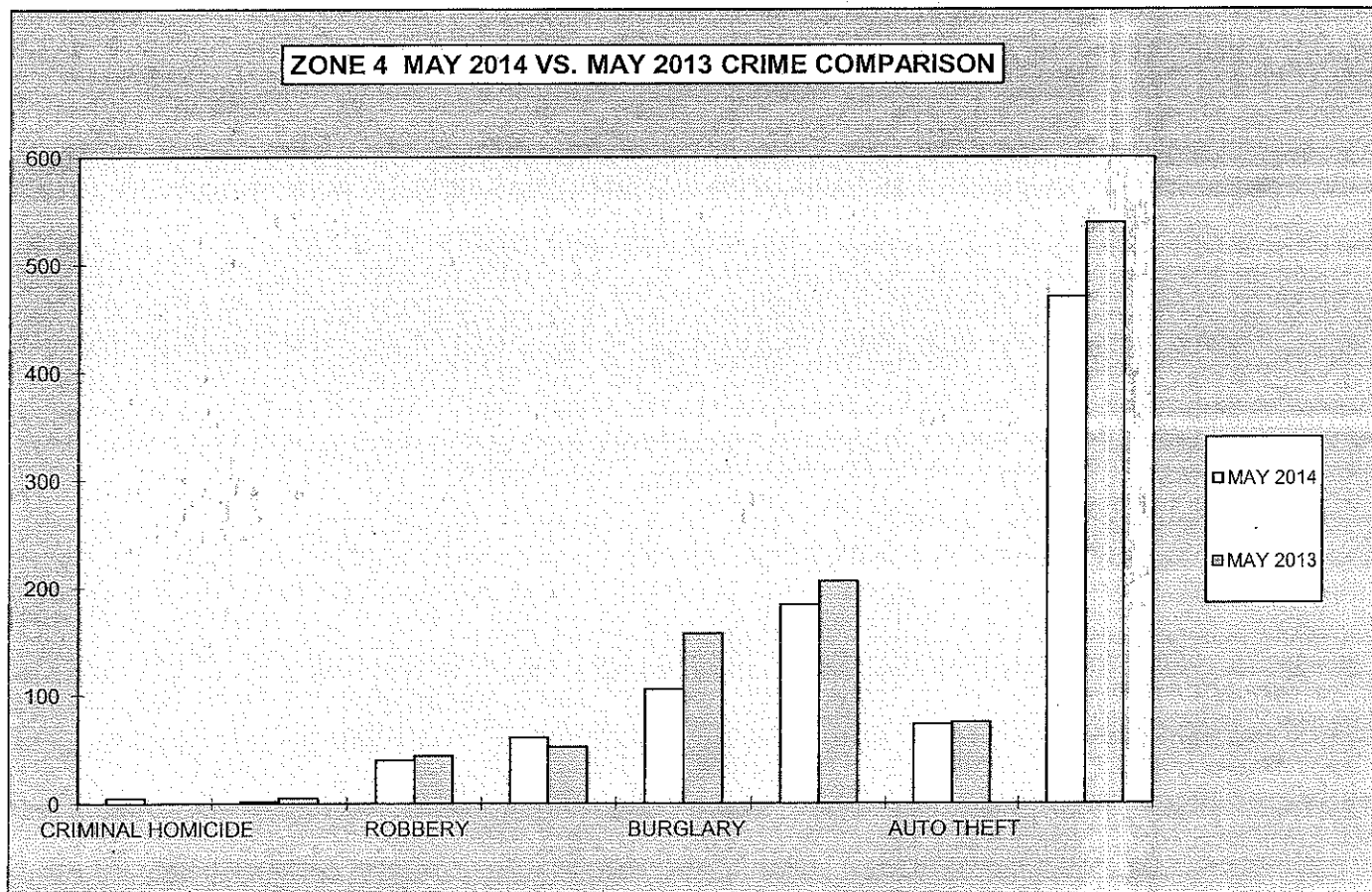
CRIME	JAN.-MAY 2014	JAN.-MAY 2013	# DIFFERENCE	% DIFFERENCE
CRIMINAL HOMICIDE	7	4	3	75%
RAPE	4	11	-7	-64%
ROBBERY	155	152	3	2%
AGG. ASSAULT	350	312	38	12%
BURGLARY	485	489	-4	-1%
RESIDENCE	394	431	-37	-9%
NON-RESIDENCE	91	58	33	57%
LARCENY	686	719	-33	-5%
POCKETPICKING	4	6	-2	-33%
PURSE SNATCHING	20	23	-3	-13%
SHOPLIFTING	104	74	30	41%
FROM MOTOR VEHICLES	286	252	34	13%
MOTOR VEH. PARTS/ACCESSORIES	77	76	1	1%
BICYCLES	5	5	0	0%
FROM BUILDINGS	68	92	-24	-26%
FROM COIN OPERATED MACHINES	1	0	1	100%
ALL OTHER	121	191	-70	-37%
AUTO THEFT	373	443	-70	-16%
TOTAL	2,060	2,130	-70	-3%

ZONE 3 YEAR TO DATE CRIME COMPARISON



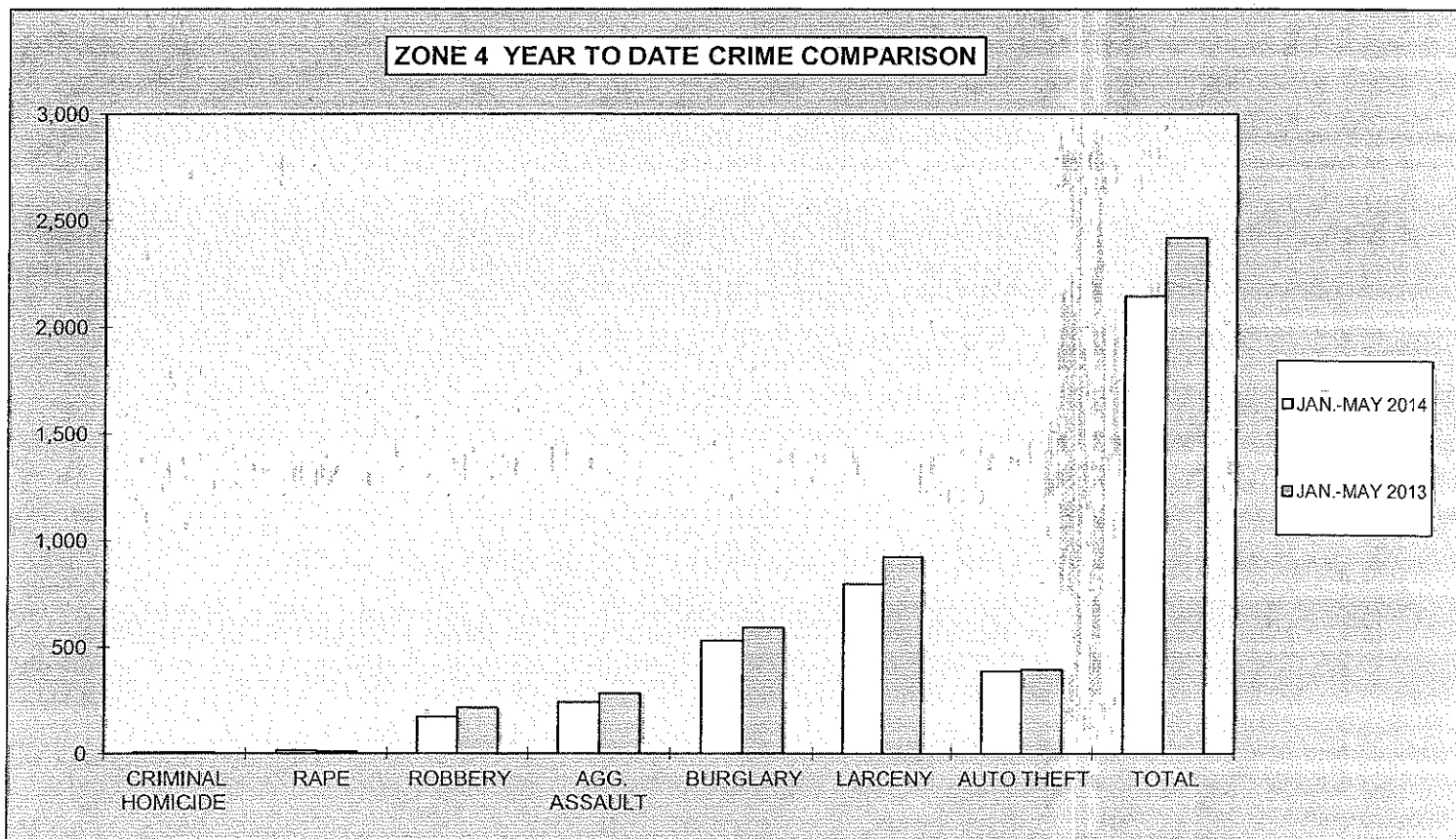
2014
MONTHLY CRIME COMPARISON

ZONE 4				
CRIME	MAY 2014	MAY 2013	# DIFFERENCE	% DIFFERENCE
CRIMINAL HOMICIDE	5	0	5	100%
RAPE	2	5	-3	-60%
ROBBERY	40	44	-4	-9%
AGG. ASSAULT	61	52	9	17%
BURGLARY	105	157	-52	-33%
RESIDENCE	96	142	-46	-32%
NON-RESIDENCE	9	15	-6	-40%
LARCENY	184	206	-22	-11%
POCKETPICKING	2	0	2	100%
PURSE SNATCHING	5	13	-8	-62%
SHOPLIFTING	24	52	-28	-54%
FROM MOTOR VEHICLES	72	50	22	44%
MOTOR VEH. PARTS/ACCESSORIES	17	20	-3	-15%
BICYCLES	0	2	-2	-100%
FROM BUILDINGS	26	18	8	44%
FROM COIN OPERATED MACHINES	0	0	0	0%
ALL OTHER	38	51	-13	-25%
AUTO THEFT	73	75	-2	-3%
TOTAL	470	539	-69	-13%



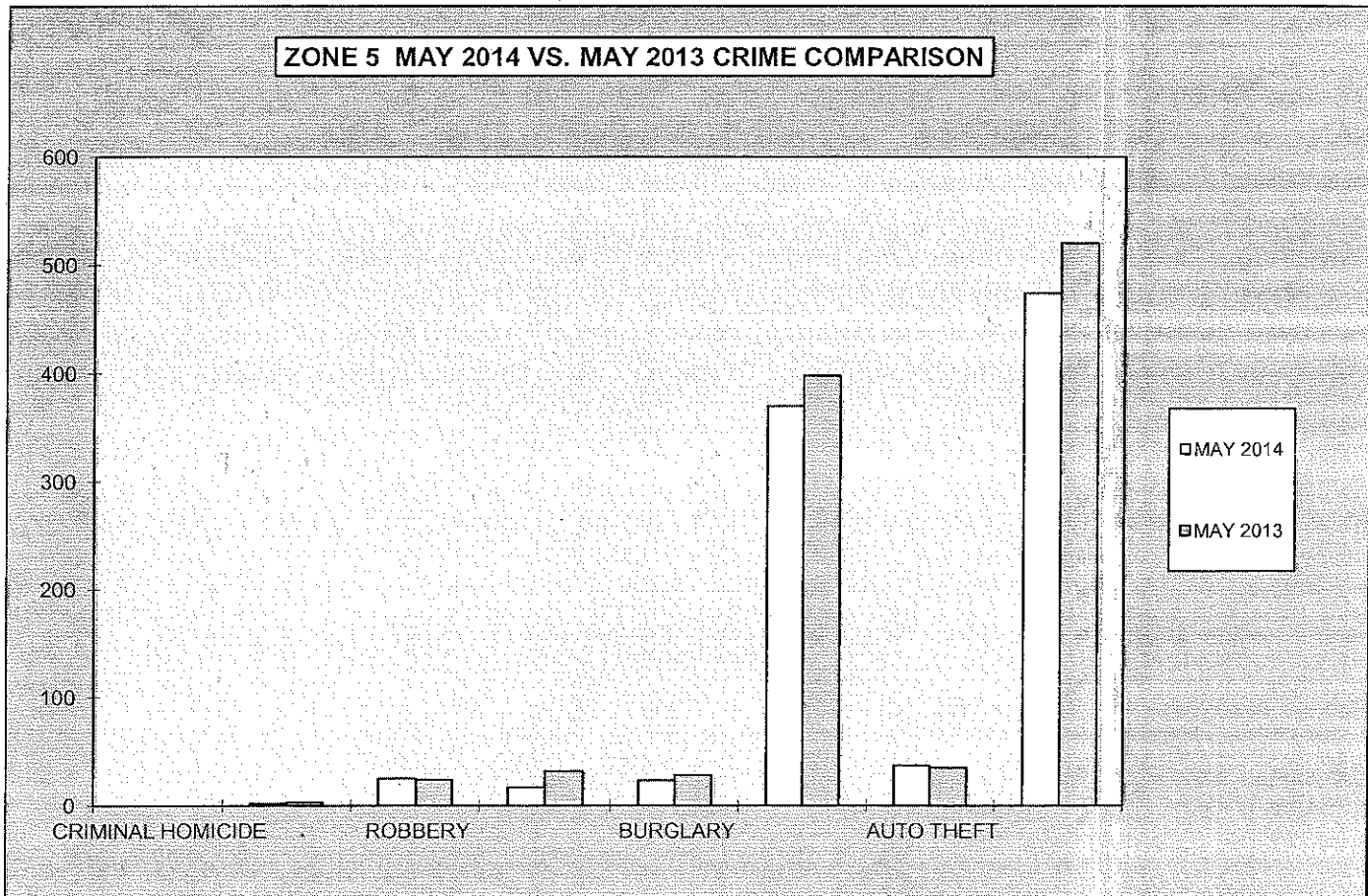
**2014
YEAR TO DATE CRIME COMPARISON**

ZONE 4				
CRIME	JAN.-MAY 2014	JAN.-MAY 2013	# DIFFERENCE	% DIFFERENCE
CRIMINAL HOMICIDE	6	6	0	0%
RAPE	15	9	6	67%
ROBBERY	172	215	-43	-20%
AGG. ASSAULT	240	282	-42	-15%
BURGLARY	531	591	-60	-10%
RESIDENCE	469	552	-83	-15%
NON-RESIDENCE	62	39	23	59%
LARCENY	796	924	-128	-14%
POCKETPICKING	4	1	3	300%
PURSE SNATCHING	23	40	-17	-43%
SHOPLIFTING	165	212	-47	-22%
FROM MOTOR VEHICLES	288	259	29	11%
MOTOR VEH. PARTS/ACCESSORIES	70	76	-6	-8%
BICYCLES	5	10	-5	-50%
FROM BUILDINGS	106	98	8	8%
FROM COIN OPERATED MACHINES	2	3	-1	-33%
ALL OTHER	133	225	-92	-41%
AUTO THEFT	386	393	-7	-2%
TOTAL	2,146	2,420	-274	-11%



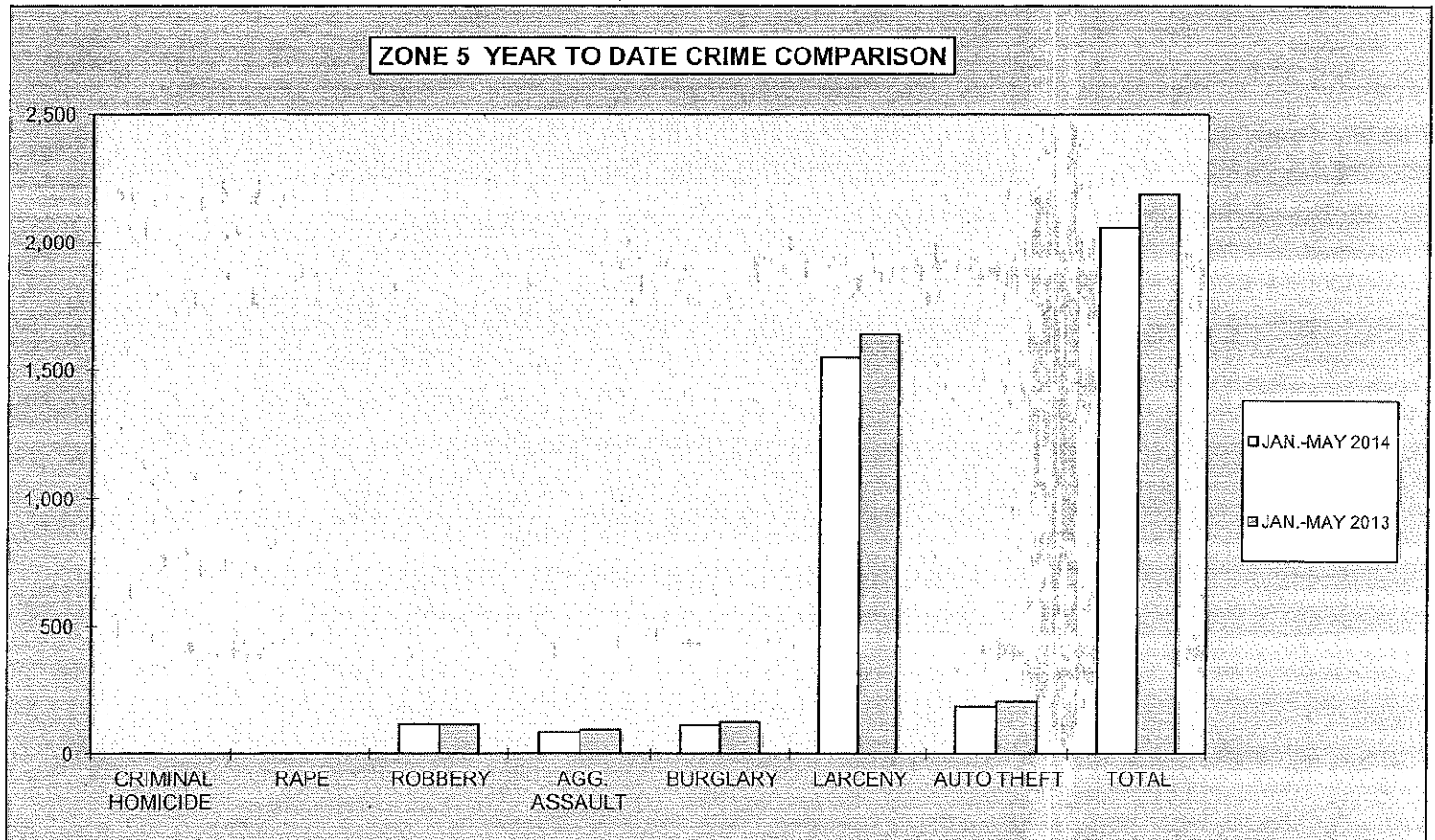
2014
MONTHLY CRIME COMPARISON

ZONE 5				
CRIME	MAY 2014	MAY 2013	# DIFFERENCE	% DIFFERENCE
CRIMINAL HOMICIDE	0	0	0	0%
RAPE	2	3	-1	-33%
ROBBERY	25	24	1	4%
AGG. ASSAULT	17	32	-15	-47%
BURGLARY	23	28	-5	-18%
RESIDENCE	16	13	3	23%
NON-RESIDENCE	7	15	-8	-53%
LARCENY	370	398	-28	-7%
POCKETPICKING	2	2	0	0%
PURSE SNATCHING	5	11	-6	-55%
SHOPLIFTING	31	29	2	7%
FROM MOTOR VEHICLES	232	212	20	9%
MOTOR VEH. PARTS/ACCESSORIES	20	29	-9	-31%
BICYCLES	11	9	2	22%
FROM BUILDINGS	41	52	-11	-21%
FROM COIN OPERATED MACHINES	0	0	0	0%
ALL OTHER	28	54	-26	-48%
AUTO THEFT	37	35	2	6%
TOTAL	474	520	-46	-9%



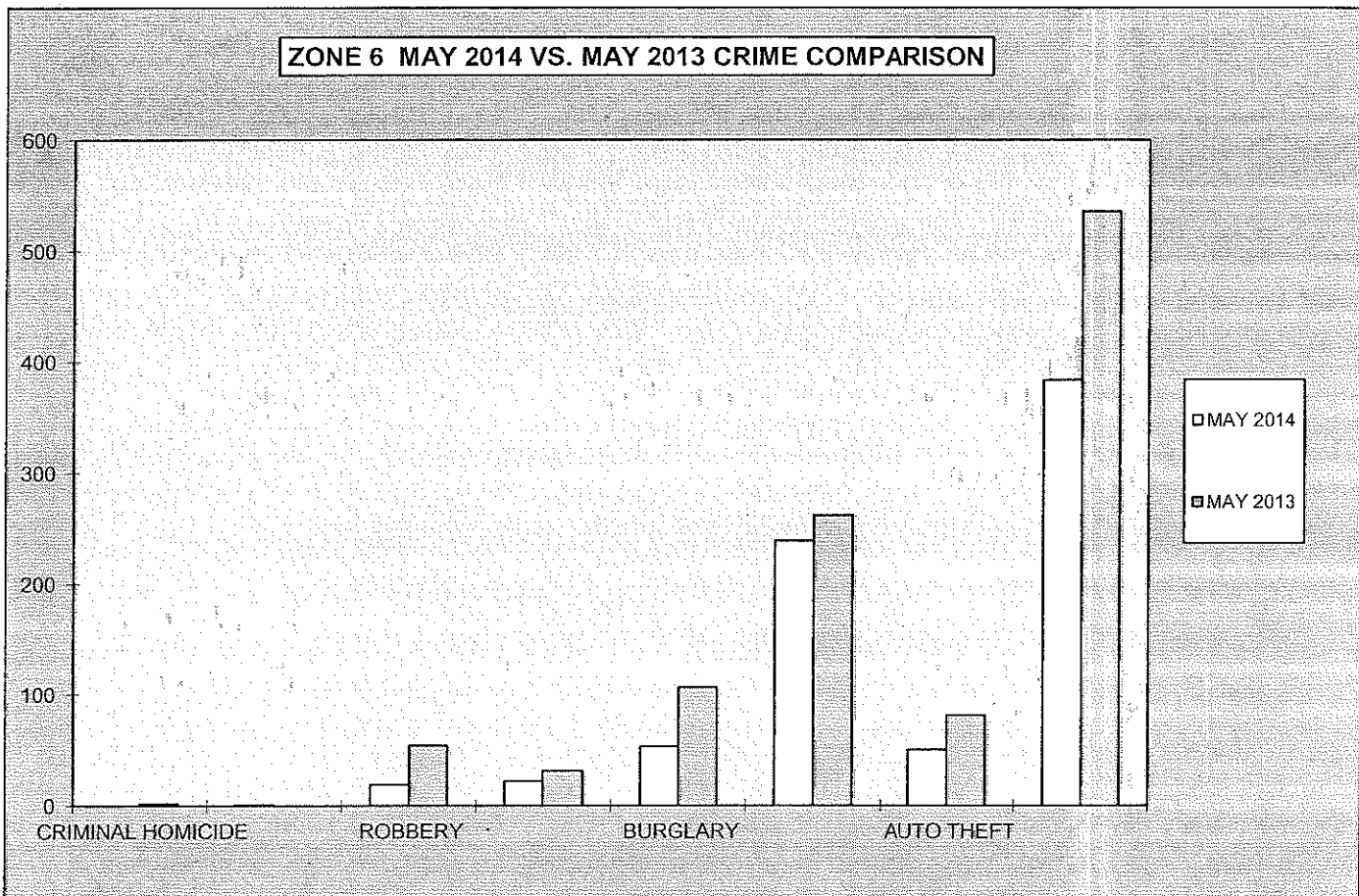
2014
YEAR TO DATE CRIME COMPARISON

ZONE 5					
CRIME	JAN -MAY 2014	JAN -MAY 2013	# DIFFERENCE	% DIFFERENCE	
CRIMINAL HOMICIDE	1	0	1	100%	
RAPE	5	4	1	25%	
ROBBERY	116	115	1	1%	
AGG. ASSAULT	85	96	-11	-11%	
BURGLARY	112	125	-13	-10%	
RESIDENCE	62	73	-11	-15%	
NON-RESIDENCE	50	52	-2	-4%	
LARCENY	1,551	1,642	-91	-6%	
POCKETPICKING	8	16	-8	-50%	
PURSE SNATCHING	30	60	-30	-50%	
SHOPLIFTING	145	114	31	27%	
FROM MOTOR VEHICLES	944	897	47	5%	
MOTOR VEH. PARTS/ACCESSORIES	67	133	-66	-50%	
BICYCLES	42	32	10	31%	
FROM BUILDINGS	178	213	-35	-16%	
FROM COIN OPERATED MACHINES	1	5	-4	-80%	
ALL OTHER	136	172	-36	-21%	
AUTO THEFT	187	206	-19	-9%	
TOTAL	2,057	2,188	-131	-6%	



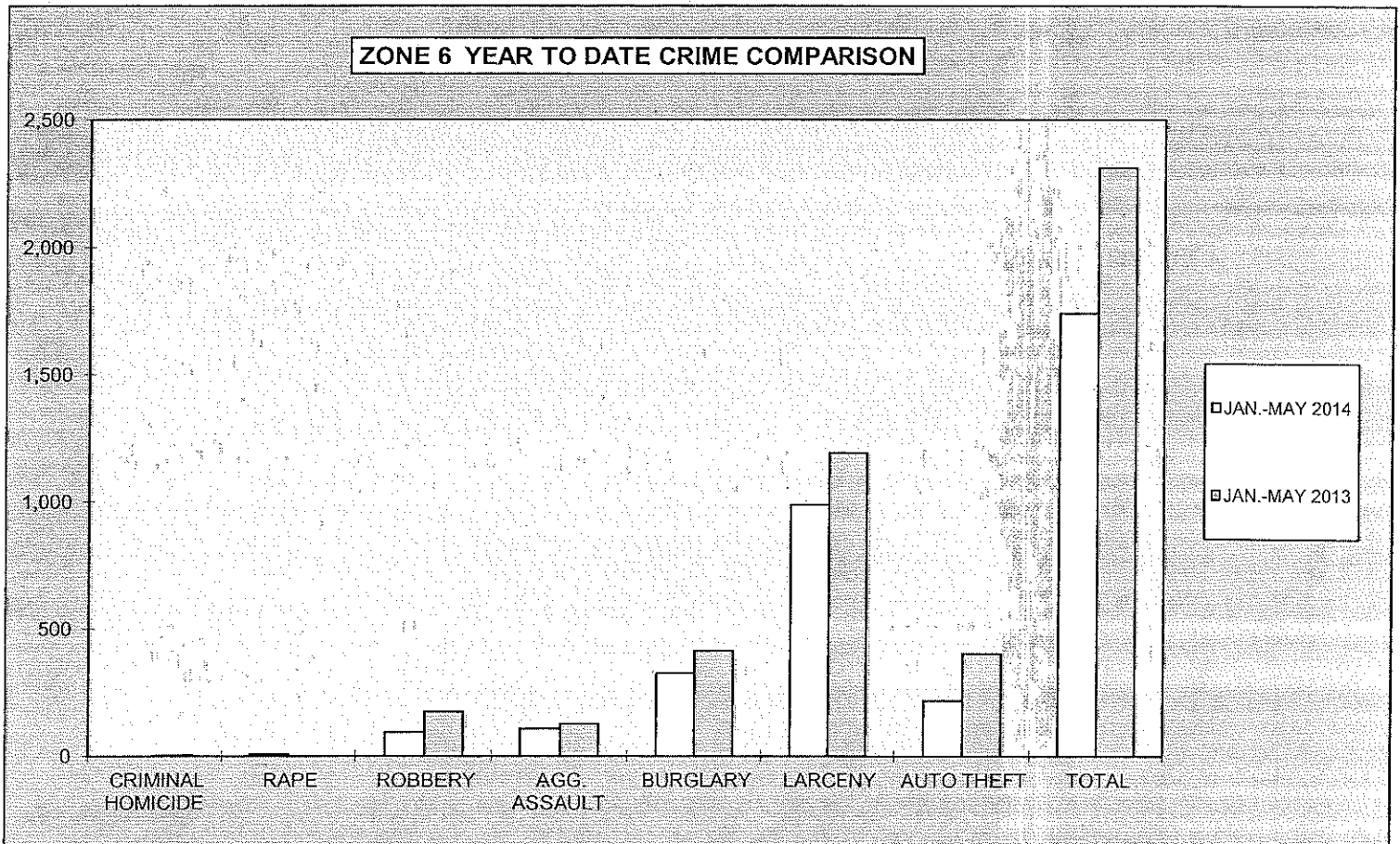
2014
MONTHLY CRIME COMPARISON

ZONE 6					
CRIME	MAY 2014	MAY 2013	# DIFFERENCE	% DIFFERENCE	
CRIMINAL HOMICIDE	0	2	-2	-100%	
RAPE	1	0	1	100%	
ROBBERY	19	54	-35	-65%	
AGG. ASSAULT	22	31	-9	-29%	
BURGLARY	53	106	-53	-50%	
RESIDENCE	48	85	-37	-44%	
NON-RESIDENCE	5	21	-16	-76%	
LARCENY	239	262	-23	-9%	
POCKETPICKING	0	2	-2	-100%	
PURSE SNATCHING	5	10	-5	-50%	
SHOPLIFTING	27	27	0	0%	
FROM MOTOR VEHICLES	145	142	3	2%	
MOTOR VEH. PARTS/ACCESSORIES	18	36	-18	-50%	
BICYCLES	12	4	8	200%	
FROM BUILDINGS	19	11	8	73%	
FROM COIN OPERATED MACHINES	1	0	1	100%	
ALL OTHER	12	30	-18	-60%	
AUTO THEFT	50	81	-31	-38%	
TOTAL	384	536	-152	-28%	



2014
YEAR TO DATE CRIME COMPARISON

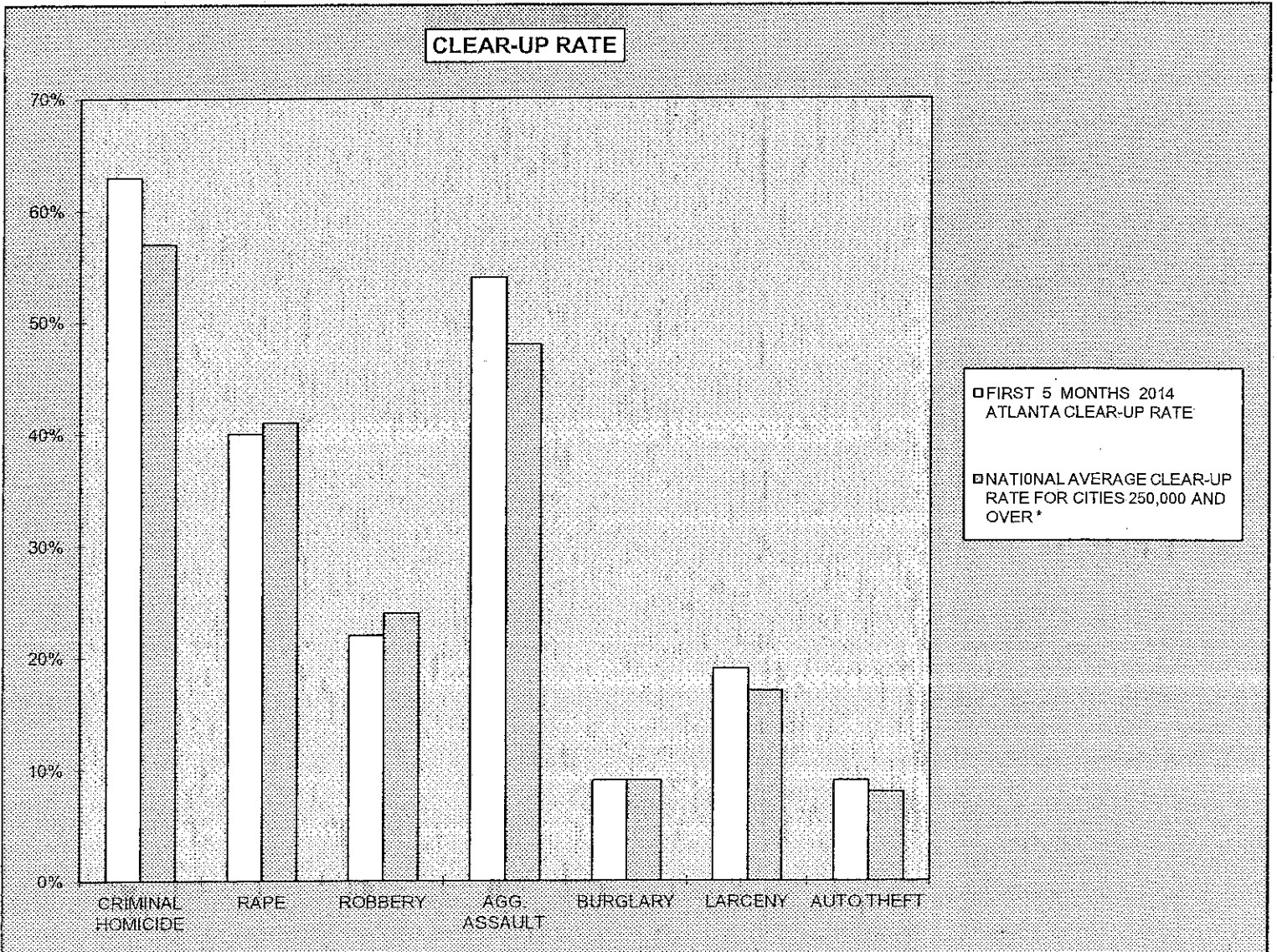
ZONE 6				
CRIME	JAN.-MAY 2014	JAN.-MAY 2013	# DIFFERENCE	% DIFFERENCE
CRIMINAL HOMICIDE	0	3	-3	-100%
RAPE	8	1	7	700%
ROBBERY	94	174	-80	-46%
AGG. ASSAULT	108	126	-18	-14%
BURGLARY	326	412	-86	-21%
RESIDENCE	269	341	-72	-21%
NON-RESIDENCE	57	71	-14	-20%
LARCENY	987	1,192	-205	-17%
POCKETPICKING	2	10	-8	-80%
PURSE SNATCHING	17	41	-24	-59%
SHOPLIFTING	163	206	-43	-21%
FROM MOTOR VEHICLES	539	603	-64	-11%
MOTOR VEH. PARTS/ACCESSORIES	56	91	-35	-38%
BICYCLES	35	29	6	21%
FROM BUILDINGS	78	67	11	16%
FROM COIN OPERATED MACHINES	4	0	4	100%
ALL OTHER	93	145	-52	-36%
AUTO THEFT	218	403	-185	-46%
TOTAL	1,741	2,311	-570	-25%



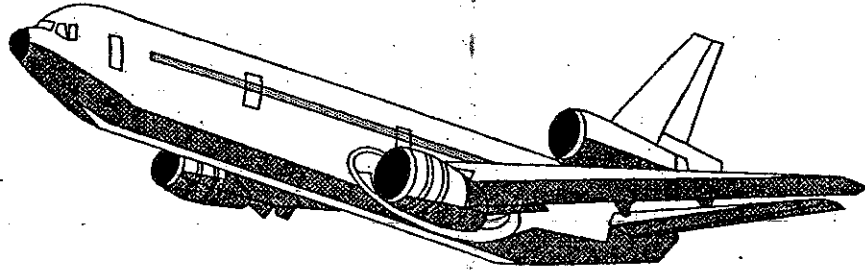
**2014
CRIME COMPARISON
CLEAR-UP RATE**

CRIME	FIRST 5 MONTHS 2014 ATLANTA CLEAR-UP RATE	NATIONAL AVERAGE CLEAR-UP RATE FOR CITIES 250,000 AND OVER *
CRIMINAL HOMICIDE	63%	57%
RAPE	40%	41%
ROBBERY	22%	24%
AGG. ASSAULT	54%	48%
BURGLARY	9%	9%
LARCENY	19%	17%
AUTO THEFT	9%	8%

* National Average for Cities 250,000 and Over Based on Latest Annual (2012) FBI Uniform Crime Report



APD



The Atlanta Airport
UNIFORM CRIME REPORTING



MAY 2014

SUPPORT SERVICES DIVISION
INFORMATION SERVICES SECTION

RETURN A - MONTHLY RETURN OF OFFENSES KNOWN TO THE POLICE

1-720b (Rev. 8-30-94)
OMB No. 1110-0001

This report is authorized by law Title 28, Section 534, U. S. Code. While you are not required to respond, your cooperation in forwarding this report by the 7th day after the close of the month to Uniform Crime Reports, Federal Bureau of Investigation, Washington, D.C. 20535, will assist in compiling comprehensive, accurate national crime figures on a timely basis.

1	2	3	4	5	6
CLASSIFICATION OF OFFENSES	OFFENSES REPORTED OR KNOWN TO POLICE (INCLUDE "UNFOUNDED" AND ATTEMPTS)	UNFOUNDED, I.E., FALSE OR BASELESS COMPLAINTS	NUMBER OF ACTUAL OFFENSES (COLUMN 2 MINUS COLUMN 3) INCLUDE ATTEMPTS	TOTAL OFFENSES CLEARED BY ARREST OR EXCEPTIONAL MEANS (INCLUDES COL. 6)	NUMBER OF CLEARANCES INVOLVING ONLY PERSONS UNDER 18 YEARS OF AGE
1. CRIMINAL HOMICIDE					
a. MURDER AND NONNEGLIGENT HOMICIDE	0	0	0	0	0
b. MANSLAUGHTER BY NEGLIGENCE					
2. FORCIBLE RAPE TOTAL	0	0	0	0	0
a. Rape by Force	0	0	0	0	0
b. Attempts to commit Forcible Rape	0	0	0	0	0
3. ROBBERY TOTAL	0	0	0	0	0
a. Firearm	0	0	0	0	0
b. Knife or Cutting Instrument	0	0	0	0	0
c. Other Dangerous Weapon	0	0	0	0	0
d. Strong-Arm (Hands, Fists, Feet, etc.)	0	0	0	0	0
4. ASSAULT TOTAL	2	0	2	2	0
a. Firearm	0	0	0	0	0
b. Knife or cutting instrument	2	0	2	2	0
c. Other Dangerous Weapon	0	0	0	0	0
d. Strong-Arm	0	0	0	0	0
e. Other Assaults - Simple, Not Aggravated	0	0	0	0	0
5. BURGLARY TOTAL	0	0	0	0	0
a. Forcible Entry	0	0	0	0	0
b. Unlawful Entry - No Force	0	0	0	0	0
c. Attempted Forcible Entry	0	0	0	0	0
6. LARCENY THEFT TOTAL (except Motor Vehicle Theft)	33	0	33	0	0
7. MOTOR VEHICLE THEFT TOTAL	3	0	3	1	0
a. Autos	3	0	3	1	0
b. Trucks and Buses	0	0	0	0	0
c. Other Vehicles	0	0	0	0	0
GRAND TOTAL	38	0	38	3	0

CHECKING ANY OF THE APPROPRIATE BLOCKS BELOW WILL ELIMINATE YOUR NEED TO SUBMIT REPORTS WHEN THE VALUES ARE ZERO. THIS WILL ALSO AID THE NATIONAL PROGRAM IN ITS QUALITY CONTROL EFFORTS.

- | | |
|-------------------------------------------------------------------------------------------------------------------------------------------------------------------------------------------------------|---------------------------------------------------------------------------------------------------------------------------------------------------------------|
| <input checked="" type="checkbox"/> NO SUPPLEMENTARY HOMICIDE REPORT SUBMITTED SINCE NO MURDERS, JUSTIFIABLE HOMICIDES, OR MANSLAUGHTER BY NEGLIGENCE OCCURRED IN THIS JURISDICTION DURING THE MONTH. | <input checked="" type="checkbox"/> NO AGE, SEX, AND RACE OF PERSONS ARRESTED UNDER 18 YEARS OF AGE REPORT SINCE NO ARRESTS OF PERSONS WITHIN THIS AGE GROUP. |
| <input type="checkbox"/> NO SUPPLEMENT TO RETURN A REPORT SINCE NO CRIME OFFENSES OR RECOVERY OF PROPERTY REPORTED DURING THE MONTH. | <input type="checkbox"/> NO AGE, SEX, AND RACE OF PERSONS ARRESTED 18 YEARS OF AGE AND OVER REPORT SINCE NO ARRESTS OF PERSONS WITHIN THIS AGE GROUP. |
| <input checked="" type="checkbox"/> NO LAW ENFORCEMENT OFFICERS KILLED OR ASSAULTED REPORT SINCE NONE OF THE OFFICERS WERE ASSAULTED OR KILLED DURING THE MONTH. | <input checked="" type="checkbox"/> NO MONTHLY RETURN OF ARSON OFFENSES KNOWN TO LAW ENFORCEMENT REPORT SINCE NO ARSONS OCCURRED. |

DO NOT USE THIS SPACE

	INITIALS
RECORDED	
EDITED	
ENTERED	
ADJUSTED	
CORRECTED	

* TOTALS INCLUDE PREVIOUS OFFENSES

MAY 2014

Month and Year of Report

GA 060240X

Agency Identifier

JUNE 10, 2014

Date

ATLANTA AIRPORT POLICE - GEORGIA

Agency and State

Nail J. K... LIEUTENANT

Prepared By *George N. Turner* Title CHIEF
Chief, Commissioner, Sheriff, or Superintendent

SUPPLEMENT TO RETURN A
MONTHLY RETURN OF OFFENSES KNOWN TO THE POLICE

1-706 (Rev.8-30-94)
Form Approved
OMB No. 1110-0007

This report is authorized by law, Title 28, Section 534, U. S. Code. While you are not required to respond, your cooperation in submitting this report with the Return A will assist the FBI in compiling comprehensive, accurate figures on a timely basis.

This form deals with the nature of crime and the monetary value of property stolen and recovered. The total offenses recorded on the form should be the same as the number of actual offenses listed in Column 4 of the Return A for each crime class. Include attempted crimes on this form, but do not include unfounded offenses. If you cannot complete the report in all areas, please record as much information as is available. Tally sheets will be sent upon request.

PROPERTY BY TYPE AND VALUE

Type of Property (1)	Data Entry	Monetary Value of Property Stolen in Your Jurisdiction	
		Stolen (2)	Recovered (3)
(A) Currency, Notes, Etc.	01	\$ 752.00	\$ 0.00
(B) Jewelry and Precious Metals	02	40,250.00	0.00
(C) Clothing and Furs	03	9,173.00	0.00
(D) Locally Stolen Motor Vehicles	04	54,004.00	23,002.00
(E) Office Equipment	05	126.00	0.00
(F) Televisions, Radios, Stereos, Etc.	06	5,048.00	0.00
(G) Firearms	07	401.00	0.00
(H) Household Goods	08	0.00	0.00
(I) Consumable Goods	09	3.00	0.00
(J) Livestock	10	0.00	0.00
(K) Miscellaneous	11	5,800.00	0.00
TOTAL	00	\$ 115,557.00	\$ 23,002.00

The total of this column should agree with the Grand Total (DATA ENTRY 77) shown on page 2.

Include in this column all property recovered even though stolen in prior months. The above is an accounting for only that property stolen in your jurisdiction. This will include property recovered for you by other jurisdictions, but not property you recover for them.

DATE JUNE 10, 2014

PREPARED BY Nail J. Klay TITLE LIEUTENANT

George N. Howard CHIEF
CHIEF, COMMISSIONER, SHERIFF OR SUPERINTENDENT

MAY 2014 Month and Year of Report GA 060240X Agency Identifier

ATLANTA AIRPORT POLICE - GEORGIA
Agency and State

ATLANTA AIRPORT POLICE
AGE, SEX, AND RACE OF PERSONS ARRESTED
17 YEARS OF AGE AND OVER

MONTH MAY

YEAR 2014

CLASSIFICATION OF OFFENSES	SEX	AGE OF PERSON ARRESTED																TOTAL	RACE				ETHNIC	
		17	18	19	20	21	22	23	24 29	30 34	35 39	40 44	45 49	50 54	55 59	60 64	65 UP		White	Black	Native Amer.	Asian/Pacific	Whi. Hispanic	Blck Hispanic
Murder/Nonnegligent Manslaughter	01a	M																0						
	F																	0						
Manslaughter by Negligence	01b	M																0						
	F																	0						
Forcible Rape	02	M																0						
	F																	0						
Robbery	03	M																0						
	F																	0						
Aggravated Assault	04	M											1	1				2						
	F																	0	2					
Burglary- Breaking or Entering	05	M																0						
	F																	0						
Larceny - Theft (except Motor Vehicle Theft)	06	M																0						
	F																	0						
Motor Vehicle Theft	07	M																0						
	F																	0						
Other Assaults	08	M																0						
	F																	0						
Arson	09	M																0						
	F																	0						
Forgery and Counterfeiting	10	M																0						
	F																	0						
Fraud	11	M																0						
	F																	0						
Embezzlement	12	M																0						
	F																	0						
Stolen Property, Buying, Receiving, Possessing	13	M																0						
	F																	0						
Vandalism	14	M																0						
	F																	0						
Weapons	15	M							1	2			2	1	1			7						
	F																	0	7					

ATLANTA AIRPORT POLICE
AGE, SEX, AND RACE OF PERSONS ARRESTED
17 YEARS OF AGE AND OVER

MONTH MAY

YEAR 2014

CLASSIFICATION OF OFFENSES	SEX	AGE OF PERSON ARRESTED																TOTAL	RACE				ETHNIC	
		17	18	19	20	21	22	23	24 29	30 34	35 39	40 44	45 49	50 54	55 59	60 64	65 UP		White	Black	Native Amer.	Asian/Pacific	Whi. Hispanic	Blck Hispanic
Prostitution and Commercialized Vice	M																	0						
	F																	0						
Sex Offenses (except Rape and Prostitution)	M								1									1						
	F																	0		1				
Drug Abuse Violations Grand Total	M	0	0	0	0	0	0	0	0	0	0	0	0	0	0	0	0	0						
	F	0	0	0	0	0	0	0	0	0	0	0	0	0	0	0	0	0	0	0	0	0	0	0
(1) Sale/Manufacturing Subtotal	M	0	0	0	0	0	0	0	0	0	0	0	0	0	0	0	0	0						
	F	0	0	0	0	0	0	0	0	0	0	0	0	0	0	0	0	0	0	0	0	0	0	0
Opium or Cocaine and their derivatives	M																	0						
	F																	0						
Marijuana	M																	0						
	F																	0						
Synthetic Narcotics	M																	0						
	F																	0						
Other Dangerous Non-Narcotic Drugs	M																	0						
	F																	0						
(2) Possession Subtotal	M	0	0	0	0	0	0	0	0	0	0	0	0	0	0	0	0	0						
	F	0	0	0	0	0	0	0	0	0	0	0	0	0	0	0	0	0	0	0	0	0	0	0
Opium or Cocaine and their derivatives	M																	0						
	F																	0						
Marijuana	M																	0						
	F																	0						
Synthetic Narcotics	M																	0						
	F																	0						
Other Dangerous Non-Narcotic Drugs	M																	0						
	F																	0						
Gambling Total	M	0	0	0	0	0	0	0	0	0	0	0	0	0	0	0	0	0						
	F	0	0	0	0	0	0	0	0	0	0	0	0	0	0	0	0	0	0	0	0	0	0	0
Bookmaking	M																	0						
	F																	0						
Numbers and Lottery	M																	0						
	F																	0						

-36a-

**ATLANTA AIRPORT POLICE
AGE, SEX, AND RACE OF PERSONS ARRESTED
17 YEARS OF AGE AND OVER**

MONTH MAY

YEAR 2014

CLASSIFICATION OF OFFENSES	SEX	AGE OF PERSON ARRESTED															TOTAL	RACE				ETHNIC		
		17	18	19	20	21	22	23	24 29	30 34	35 39	40 44	45 49	50 54	55 59	60 64		65 UP	White	Black	Native Amer.	Asian/Pacific	Whi. Hispanic	Blck Hispanic
All Other Gambling	M																	0						
	F																	0						
Offenses Against Family And Children	M																	0						
	F																	0						
Driving Under the Influence	M																	0						
	F																	0						
Liquor Laws	M																	0						
	F																	0						
Drunkenness	M							2										2						
	F																	0	2					
Disorderly Conduct	M							1		1				1				3						
	F																	0	1	2				
Vagrancy	M																	0						
	F																	0						
All Other Offenses (except Traffic)	M							1		4	1	3	5	9	2	1	4	30						
	F															1		1	6	23		2		
Suspicion	M																	0						
	F																	0						
TOTAL		0	0	0	0	0	0	1	5	4	4	3	8	12	3	2	4	46	16	28	0	2	0	0

MAY 2014
Month and Year of Report

GA 060240X
Agency Identifier

JUNE 10, 2014
Date

ATLANTA AIRPORT POLICE - GEORGIA
Agency and State

Nail J. Klay **LIEUTENANT**
Prepared By Title
George N. Tucker **CHIEF**
Chief, Commissioner, Sheriff, or Superintendent

**ATLANTA AIRPORT POLICE
AGE, SEX, AND RACE OF PERSONS ARRESTED
16 YEARS OF AGE AND UNDER**

MONTH MAY
YEAR 2014

CLASSIFICATION OF OFFENSES	SEX	AGE						RACE				ETHNIC	
		09	1012	1314	15	16	TOTAL	White	Black	Native Amer.	Asian/Pacific	Whi. Hispanic	Blck Hispanic
Murder/Nonnegligent Manslaughter	01a	M					0						
	F						0						
Manslaughter by Negligence	01b	M					0						
	F						0						
Forcible Rape	02	M					0						
	F						0						
Robbery	03	M					0						
	F						0						
Aggravated Assault	04	M					0						
	F						0						
Burglary- Breaking or Entering	05	M					0						
	F						0						
Larceny - Theft (except Motor Vehicle Theft)	06	M					0						
	F						0						
Motor Vehicle Theft	07	M					0						
	F						0						
Other Assaults	08	M					0						
	F						0						
Arson	09	M					0						
	F						0						
Forgery and Counterfeiting	10	M					0						
	F						0						
Fraud	11	M					0						
	F						0						
Embezzlement	12	M					0						
	F						0						
Stolen Property, Buying, Receiving, Possessing	13	M					0						
	F						0						
Vandalism	14	M					0						
	F						0						
Weapons	15	M					0						
	F						0						
Prostitution and Commercialized Vice	16	M					0						
	F						0						

-36C-

ATLANTA AIRPORT POLICE
 AGE, SEX, AND RACE OF PERSONS ARRESTED
 16 YEARS OF AGE AND UNDER

MONTH MAY
 YEAR 2014

CLASSIFICATION OF OFFENSES	SEX	AGE						RACE				ETHNIC	
		0 9	10 12	13 14	15	16	TOTAL	White	Black	Native Amer.	Asian/Pacific	Whi. Hispanic	Blck Hispanic
Sex Offenses (except Rape and Prostitution) 17	M						0						
	F						0						
Drug Abuse Violations 18	M	0	0	0	0	0	0						
	F	0	0	0	0	0	0	0	0	0	0	0	0
(1) Sale/Manufacturing Subtotal 180	M	0	0	0	0	0	0						
	F	0	0	0	0	0	0	0	0	0	0	0	0
Opium or Cocaine and their Derivatives a	M						0						
	F						0						
Marijuana b	M						0						
	F						0						
Synthetic Narcotics c	M						0						
	F						0						
Other Dangerous Non-Narcotic Drugs d	M						0						
	F						0						
(2) Possession Subtotal 185	M	0	0	0	0	0	0						
	F	0	0	0	0	0	0	0	0	0	0	0	0
Opium or Cocaine and their Derivatives e	M						0						
	F						0						
Marijuana f	M						0						
	F						0						
Synthetic Narcotics g	M						0						
	F						0						
Other Dangerous Non-Narcotic Drugs h	M						0						
	F						0						
Gambling Total 19	M	0	0	0	0	0	0						
	F	0	0	0	0	0	0	0	0	0	0	0	0
Bookmaking a	M						0						
	F						0						
Numbers and Lottery b	M						0						
	F						0						
All Other Gambling c	M						0						
	F						0						
Offenses Against Family and Children 20	M						0						
	F						0						

-363-

**ATLANTA AIRPORT POLICE
AGE, SEX, AND RACE OF PERSONS ARRESTED
16 YEARS OF AGE AND UNDER**

MONTH MAY

YEAR 2014

CLASSIFICATION OF OFFENSES	SEX	AGE						RACE				ETHNIC	
		0	10	13	15	16	TOTAL	White	Black	Native Amer.	Asian/Pacific	Whi. Hispanic	Blck Hispanic
		9	12	14									
Driving Under the Influence	21	M					0						
	F						0						
Liquor Laws	22	M					0						
	F						0						
Drunkenness	23	M					0						
	F						0						
Disorderly Conduct	24	M					0						
	F						0						
Vagrancy	25	M					0						
	F						0						
All Other Offenses (except Traffic)	26	M					0						
	F						0						
Suspicion	27	M					0						
	F						0						
Curfew and Loitering	28	M					0						
	F						0						
Run-Aways	29	M					0						
	F						0						
Total			0	0	0	0	0	0	0	0	0	0	0

MAY 2014

Month and Year of Report

GA 060240X

Agency Identifier

JUNE 10, 2014

Date

Nail J. King **LIEUTENANT**
Prepared By

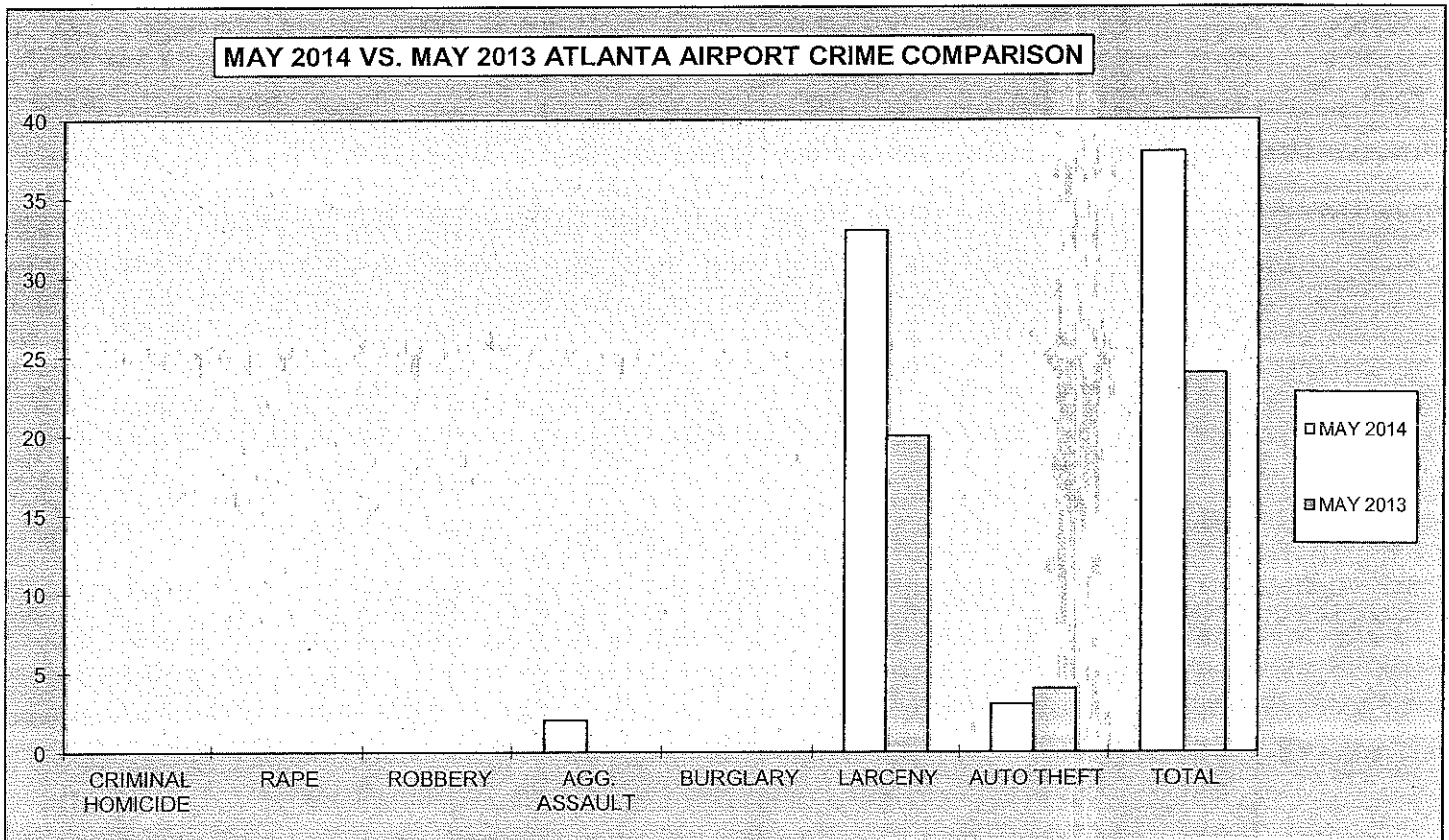
George W. Turner **CHIEF**
Chief, Commissioner, Sheriff, or Superintendent

ATLANTA AIRPORT POLICE - GEORGIA
Agency and State

-36-

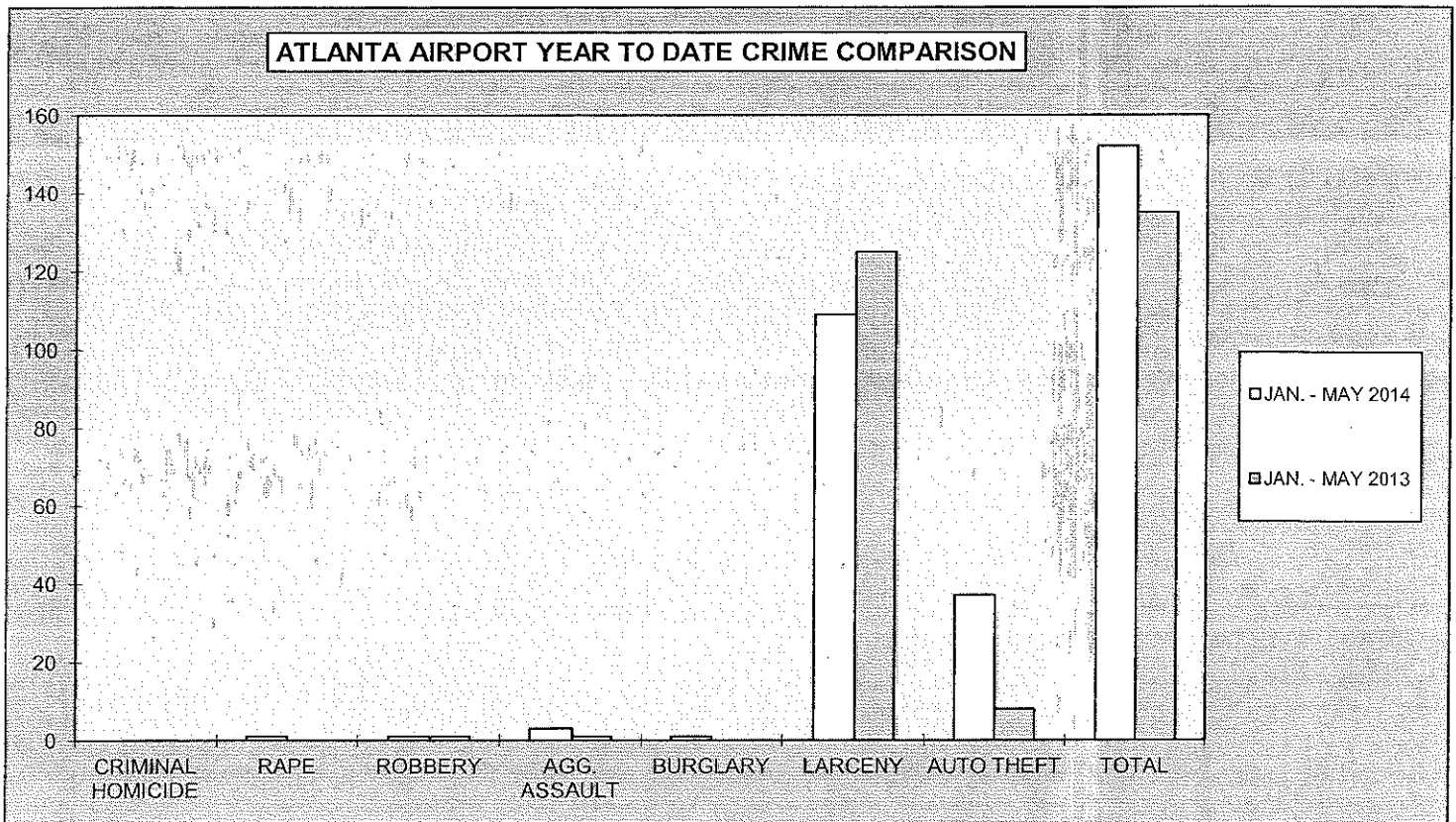
2014
ATLANTA AIRPORT
MONTHLY CRIME COMPARISON

CRIME	MAY 2014	MAY 2013	# DIFFERENCE	% DIFFERENCE
CRIMINAL HOMICIDE	0	0	0	0%
RAPE	0	0	0	0%
ROBBERY	0	0	0	0%
AGG. ASSAULT	2	0	2	100%
BURGLARY	0	0	0	0%
RESIDENCE	0	0	0	0%
NON-RESIDENCE	0	0	0	0%
LARCENY	33	20	13	65%
POCKETPICKING	1	0	1	100%
PURSE SNATCHING	0	0	0	0%
SHOPLIFTING	2	0	2	100%
FROM MOTOR VEHICLES	9	2	7	350%
MOTOR VEH. PARTS/ACCESSORIES	1	0	1	100%
BICYCLES	0	0	0	0%
FROM BUILDINGS	12	10	2	20%
FROM COIN OPERATED MACHINES	0	0	0	0%
ALL OTHER	8	8	0	0%
AUTO THEFT	3	4	-1	-25%
TOTAL	38	24	14	58%



**2014
ATLANTA AIRPORT
YEAR TO DATE CRIME COMPARISON**

FIRST 5 MONTHS				
CRIME	JAN. - MAY 2014	JAN. - MAY 2013	# DIFFERENCE	% DIFFERENCE
CRIMINAL HOMICIDE	0	0	0	0%
RAPE	1	0	1	100%
ROBBERY	1	1	0	0%
AGG. ASSAULT	3	1	2	200%
BURGLARY	1	0	1	100%
RESIDENCE	0	0	0	0%
NON-RESIDENCE	1	0	1	100%
LARCENY	109	125	-16	-13%
POCKETPICKING	4	0	4	100%
PURSE SNATCHING	0	1	-1	-100%
SHOPLIFTING	8	0	8	100%
FROM MOTOR VEHICLES	19	11	8	73%
MOTOR VEH. PARTS/ACCESSORIES	3	6	-3	-50%
BICYCLES	0	2	-2	-100%
FROM BUILDINGS	32	42	-10	-24%
FROM COIN OPERATED MACHINES	0	0	0	0%
ALL OTHER	43	63	-20	-32%
AUTO THEFT	37	8	29	363%
TOTAL	152	135	17	13%



**2014
ATLANTA AIRPORT
ARREST COMPARISON**

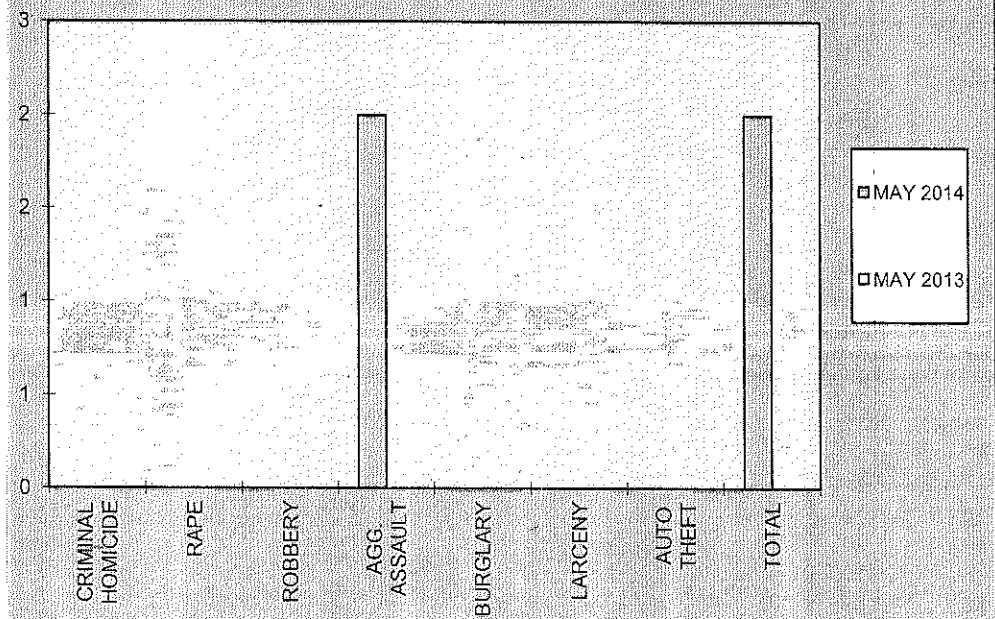
MAY ARREST COMPARISON

CRIME	MAY 2014	MAY 2013	# DIFFERENCE	% DIFFERENCE
CRIMINAL HOMICIDE	0	0	0	0%
RAPE	0	0	0	0%
ROBBERY	0	0	0	0%
AGG. ASSAULT	2	0	2	100%
BURGLARY	0	0	0	0%
LARCENY	0	0	0	0%
AUTO THEFT	0	0	0	0%
TOTAL	2	0	2	100%

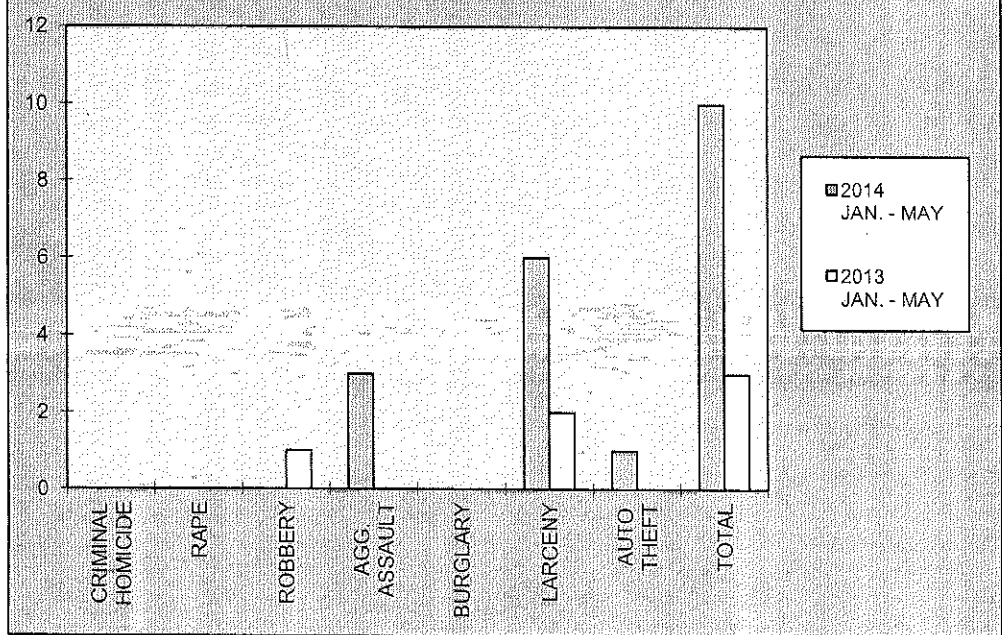
FIRST 5 MONTHS ARREST COMPARISON

CRIME	2014 JAN. - MAY	2013 JAN. - MAY	# DIFFERENCE	% DIFFERENCE
CRIMINAL HOMICIDE	0	0	0	0%
RAPE	0	0	0	0%
ROBBERY	0	1	-1	-100%
AGG. ASSAULT	3	0	3	100%
BURGLARY	0	0	0	0%
LARCENY	6	2	4	200%
AUTO THEFT	1	0	1	100%
TOTAL	10	3	7	233%

**ATLANTA AIRPORT MAY 2014 VS. MAY 2013
ARREST COMPARISON**



**ATLANTA AIRPORT YEAR TO DATE
ARREST COMPARISON 2014 VS. 2013**



**2014
ATLANTA AIRPORT
CLEAR-UP RATE**

CRIME	ATLANTA AIRPORT MAY 2014 CLEAR-UP RATE	ATLANTA AIRPORT MAY 2013 CLEAR-UP RATE
CRIMINAL HOMICIDE	0%	0%
RAPE	0%	0%
ROBBERY	0%	0%
AGG. ASSAULT	100%	0%
BURGLARY	0%	0%
LARCENY	0%	0%
AUTO THEFT	33%	25%

