

FBI

UNIFORM CRIME REPORTING

ATLANTA POLICE DEPARTMENT

226 PEACHTREE STREET, SW

ATLANTA, GEORGIA 30303



APRIL 2017

SUPPORT SERVICES DIVISION
INFORMATION SERVICES SECTION

TABLE OF CONTENTS

	Page
U. C. R. COMPARATIVE CRIME REPORT -----	1
RETURN A - MONTHLY RETURN OF OFFENSES KNOWN TO THE POLICE -----	2
PROPERTY STOLEN BY CLASSIFICATION -----	3
LAW ENFORCEMENT OFFICERS KILLED OR ASSAULTED -----	3a
MONTHLY RETURN OF ARSON OFFENSES KNOWN TO LAW ENFORCEMENT -----	4
POLICE DISPOSITION OF JUVENILES -----	5
SUPPLEMENTARY HOMICIDE REPORT -----	6
SEX AND RACE OF PERSONS ARRESTED -----	7
HOMICIDE COMPARISON REPORT -----	8
HOMICIDE BREAKDOWN REPORT -----	8a-8e
SEVEN MAJOR CRIMES - MONTHLY CRIME COMPARISON -----	9
SEVEN MAJOR CRIMES - YEAR TO DATE CRIME COMPARISON -----	10
SEVEN MAJOR CRIMES ARREST MONTHLY AND YEAR TO DATE COMPARISON -----	11
CRIMES AGAINST PERSONS MONTHLY AND YEAR TO DATE COMPARISON -----	12
CRIMES AGAINST PROPERTY MONTHLY AND YEAR TO DATE COMPARISON -----	13
CRIMES AGAINST PERSONS & PROPERTY MONTHLY COMPARISON BY ZONES -----	14
CRIMES AGAINST PERSONS & PROPERTY YEAR TO DATE COMPARISON BY ZONES -----	15
SEVEN MAJOR CRIMES MONTHLY CRIME COMPARISON BY ZONES -----	16
SEVEN MAJOR CRIMES - YEAR TO DATE CRIME COMPARISON BY ZONES -----	17
SEVEN MAJOR CRIMES - MONTHLY CRIME COMPARISON - ZONE 1 -----	18
SEVEN MAJOR CRIMES - YEAR TO DATE CRIME COMPARISON - ZONE 1 -----	19
SEVEN MAJOR CRIMES - MONTHLY CRIME COMPARISON - ZONE 2 -----	20
SEVEN MAJOR CRIMES - YEAR TO DATE CRIME COMPARISON - ZONE 2 -----	21
SEVEN MAJOR CRIMES - MONTHLY CRIME COMPARISON - ZONE 3 -----	22
SEVEN MAJOR CRIMES - YEAR TO DATE CRIME COMPARISON - ZONE 3 -----	23
SEVEN MAJOR CRIMES - MONTHLY CRIME COMPARISON - ZONE 4 -----	24
SEVEN MAJOR CRIMES - YEAR TO DATE CRIME COMPARISON - ZONE 4 -----	25
SEVEN MAJOR CRIMES - MONTHLY CRIME COMPARISON - ZONE 5 -----	26
SEVEN MAJOR CRIMES - YEAR TO DATE CRIME COMPARISON - ZONE 5 -----	27
SEVEN MAJOR CRIMES - MONTHLY CRIME COMPARISON - ZONE 6 -----	28
SEVEN MAJOR CRIMES - YEAR TO DATE CRIME COMPARISON - ZONE 6 -----	29
CLEAR-UP RATE COMPARISON -----	30
ATLANTA AIRPORT -----	31
RETURN A - MONTHLY RETURN OF OFFENSES KNOWN TO THE POLICE -----	32
PROPERTY STOLEN BY CLASSIFICATION -----	33
SEX AND RACE OF PERSONS ARRESTED -----	34
SEVEN MAJOR CRIMES - MONTHLY CRIME COMPARISON -----	35a
SEVEN MAJOR CRIMES - YEAR TO DATE CRIME COMPARISON -----	36
SEVEN MAJOR CRIMES ARREST MONTHLY AND YEAR TO DATE COMPARISON -----	36a-36e
CLEAR-UP RATE COMPARISON -----	37
	38
	39
	40

APRIL 2017
U.C.R. COMPARATIVE CRIME REPORT
SUPPORT SERVICES DIVISION
INFORMATION SERVICES SECTION

	APRIL 2017		APRIL 2016		COMPARATIVE ACTUAL	% CHANGE ACTUAL	COMPARATIVE CLEARED	% CHANGE CLEARED
	ACTUAL	CLEARED	ACTUAL	CLEARED				
MURDER	6	6	8	8	-2	-25%	-2	-25%
RAPE	21	8	7	6	14	200%	2	33%
ROBBERY	108	31	171	32	-63	-37%	-1	-3%
AGG. ASSAULT	228	105	199	118	29	15%	-13	-11%
BURGLARY - RESIDENCE	192		252		-60	-24%		
BURGLARY - NON-RESIDENCE	45	12	70	26	-25	-36%	-14	-54%
LARCENY - \$200 AND OVER	251		245		6	2%		
LARCENY - \$50 TO \$199	70	148	61	219	9	15%	-71	-32%
LARCENY - UNDER \$50	907		945		-38	-4%		
AUTO THEFT	232	19	375	31	-143	-38%	-12	-39%
TOTAL	2,060		2,333		-273	-12%		
AUTOS RECOVERED	146		162		-16	-10%		

	2017		2016		COMPARATIVE ACTUAL	% CHANGE ACTUAL	COMPARATIVE CLEARED	% CHANGE CLEARED
	JANUARY - APRIL	CLEARED	JANUARY - APRIL	CLEARED				
MURDER	23	23	32	26	-9	-28%	-3	-12%
RAPE	94	24	39	32	55	141%	-8	-25%
ROBBERY	445	102	764	182	-319	-42%	-80	-44%
AGG. ASSAULT	809	422	772	394	37	5%	28	7%
BURGLARY - RESIDENCE	830		1,106		-276	-25%		
BURGLARY - NON-RESIDENCE	249	77	313	113	-64	-20%	-36	-32%
LARCENY - \$200 AND OVER	946		921		25	3%		
LARCENY - \$50 TO \$199	247	643	243	804	4	2%	-161	-20%
LARCENY - UNDER \$50	3,364		3,616		-252	-7%		
AUTO THEFT	965	72	1,241	115	-276	-22%	-43	-37%
TOTAL	7,972		9,047		-1,075	-12%		
AUTOS RECOVERED	308		345		-37	-11%		

RETURN A - MONTHLY RETURN OF OFFENSES KNOWN TO THE POLICE

1-720b (Rev. 8-30-94)
OMB No. 1110-0001

This report is authorized by law Title 28, Section 534, U. S. Code. While you are not required to respond, your cooperation in forwarding this report by the 7th day after the close of the month to Uniform Crime Reports, Federal Bureau of Investigation, Washington, D.C. 20535, will assist in compiling comprehensive, accurate national crime figures on a timely basis.

1	2	3	4	5	6
CLASSIFICATION OF OFFENSES	OFFENSES REPORTED OR KNOWN TO POLICE (INCLUDE "UNFOUNDED" AND ATTEMPTS)	UNFOUNDED, I.E., FALSE OR BASELESS COMPLAINTS	NUMBER OF ACTUAL OFFENSES (COLUMN 2 MINUS COLUMN 3) INCLUDE ATTEMPTS	TOTAL OFFENSES CLEARED BY ARREST OR EXCEPTIONAL MEANS (INCLUDES COL. 6)	NUMBER OF CLEARANCES INVOLVING ONLY PERSONS UNDER 18 YEARS OF AGE
1. CRIMINAL HOMICIDE					
a. MURDER AND NONNEGLIGENT HOMICIDE	6	0	6	6	0
b. MANSLAUGHTER BY NEGLIGENCE					
2. FORCIBLE RAPE TOTAL	23	2	21	8	1
a. Rape by Force	23	2	21	8	1
b. Attempts to commit Forcible Rape	0	0	0	0	0
3. ROBBERY TOTAL	111	3	108	31	5
a. Firearm	67	0	67	20	3
b. Knife or Cutting Instrument	2	0	2	3	1
c. Other Dangerous Weapon	5	1	4	1	0
d. Strong-Arm (Hands, Fists, Feet, etc.)	37	2	35	7	1
4. ASSAULT TOTAL	709	20	689	333	7
a. Firearm	114	4	110	43	0
b. Knife or cutting instrument	35	1	34	24	1
c. Other Dangerous Weapon	68	2	66	30	0
d. Strong-Arm	18	0	18	8	0
e. Other Assaults - Simple, Not Aggravated	474	13	461	228	6
5. BURGLARY TOTAL	244	7	237	12	3
a. Forcible Entry	158	2	156	6	1
b. Unlawful Entry - No Force	63	5	58	4	1
c. Attempted Forcible Entry	23	0	23	2	1
6. LARCENY THEFT TOTAL (except Motor Vehicle Theft)	1,265	37	1,228	148	10
7. MOTOR VEHICLE THEFT TOTAL	255	23	232	19	2
a. Autos	228	22	206	14	1
b. Trucks and Buses	14	0	14	2	1
c. Other Vehicles	13	1	12	3	0
GRAND TOTAL	2,613	92	2,521	557	28

CHECKING ANY OF THE APPROPRIATE BLOCKS BELOW WILL ELIMINATE YOUR NEED TO SUBMIT REPORTS WHEN THE VALUES ARE ZERO. THIS WILL ALSO AID THE NATIONAL PROGRAM IN ITS QUALITY CONTROL EFFORTS.

- NO SUPPLEMENTARY HOMICIDE REPORT SUBMITTED SINCE NO MURDERS, JUSTIFIABLE HOMICIDES, OR MANSLAUGHTER BY NEGLIGENCE OCCURRED IN THIS JURISDICTION DURING THE MONTH.
- NO SUPPLEMENT TO RETURN A REPORT SINCE NO CRIME OFFENSES OR RECOVERY OF PROPERTY REPORTED DURING THE MONTH.
- NO LAW ENFORCEMENT OFFICERS KILLED OR ASSAULTED REPORT SINCE NONE OF THE OFFICERS WERE ASSAULTED OR KILLED DURING THE MONTH.

- NO AGE, SEX, AND RACE OF PERSONS ARRESTED UNDER 18 YEARS OF AGE REPORT SINCE NO ARRESTS OF PERSONS WITHIN THIS AGE GROUP.
- NO AGE, SEX, AND RACE OF PERSONS ARRESTED 18 YEARS OF AGE AND OVER REPORT SINCE NO ARRESTS OF PERSONS WITHIN THIS AGE GROUP.
- NO MONTHLY RETURN OF ARSON OFFENSES KNOWN TO LAW ENFORCEMENT REPORT SINCE NO ARSONS OCCURRED.

DO NOT USE THIS SPACE

	INITIALS
RECORDED	
EDITED	
ENTERED	
ADJUSTED	
CHECKED	

* TOTALS INCLUDE PREVIOUS OFFENSES

APRIL 2017

Month and Year of Report

GAAPD 0000

Agency Identifier

MAY 16, 2017

Date

ATLANTA POLICE DEPARTMENT - GEORGIA

Agency and State

Lt. Shields LIEUTENANT
Prepared By Title

CHIEF

Chief, Commissioner, Sheriff, or Superintendent

PROPERTY STOLEN BY CLASSIFICATION

CLASSIFICATION	DATA ENTRY	Number of Actual (Column 4	Offenses Return A)	Monetary Value of Property Stolen
1. MURDER AND NONNEGLIGENT MANSLAUGHTER	12		6	\$ 0.00
2. FORCIBLE RAPE	20		21	\$ 0.00
3. ROBBERY				
(a) HIGHWAY (streets, alleys, etc.)	31		78	11,506.00
(b) COMMERCIAL HOUSE (except c, d, and f)	32		3	2.00
(c) GAS OR SERVICE STATION	33		0	0.00
(d) CONVENIENCE STORE	34		1	0.00
(e) RESIDENCE (anywhere on premises)	35		10	325.00
(f) BANK	36		1	720.00
(g) MISCELLANEOUS	37		15	4,457.00
TOTAL ROBBERY	30		108	\$ 17,010.00
5. BURGLARY - BREAKING OR ENTERING				
(a) RESIDENCE (dwelling)				
(1) NIGHT (6 p.m. - 6 a.m.)	51		82	54,231.00
(2) DAY (6 a.m. - 6 p.m.)	52		110	339,644.00
(3) UNKNOWN	53		0	0.00
(b) NON-RESIDENCE (store, office, etc.)				
(1) NIGHT (6 p.m. - 6 a.m.)	54		35	23,401.00
(2) DAY (6 a.m. - 6 p.m.)	55		10	13,014.00
(3) UNKNOWN	56		0	0.00
TOTAL BURGLARY	50		237	\$ 430,290.00
6. LARCENY - THEFT (Except Motor Vehicle Theft)				
(a) \$200 AND OVER	61		251	383,653.00
(b) \$50 TO \$200	62		70	6,935.00
(c) UNDER \$50	63		907	2,155.00
TOTAL LARCENY (Same as Item 6X)	60		1,228	\$ 392,743.00
7. MOTOR VEHICLE THEFT (Include Alleged Joy Ride)	70		232	\$ 147,406.00
GRAND TOTAL - ALL ITEMS	77			\$ 987,449.00
ADDITIONAL ANALYSIS OF LARCENY AND MOTOR VEHICLE THEFT				
6X. NATURE OF LARCENIES UNDER ITEM 6				
(a) POCKET-PICKING	61		9	1,606.00
(b) PURSE-SNATCHING	62		23	2,558.00
(c) SHOPLIFTING	63		157	53,938.00
(d) FROM MOTOR VEHICLES (except e)	64		667	224,079.00
(e) MOTOR VEHICLE PARTS AND ACCESSORIES	65		65	6,732.00
(f) BICYCLES	66		22	1,842.00
(g) FROM BUILDING (except c and h)	67		122	48,562.00
(h) FROM ANY COIN-OPERATED MACHINES (parking meters, etc.)	68		0	0.00
(i) ALL OTHER	69		163	53,426.00
TOTAL LARCENIES (Same as Item 6)	80		1,228	\$ 392,743.00
7X. MOTOR VEHICLES RECOVERED				
(a) STOLEN LOCALLY AND RECOVERED LOCALLY	91		122	
(b) STOLEN LOCALLY AND RECOVERED BY OTHER JURISDICTIONS	92		24	
(c) TOTAL LOCALLY STOLEN MOTOR VEHICLES RECOVERED (a & b)	93		146	
(d) STOLEN IN OTHER JURISDICTIONS AND RECOVERED LOCALLY	90		N/A	

**SUPPLEMENT TO RETURN A
MONTHLY RETURN OF OFFENSES KNOWN TO THE POLICE**

1-706 (Rev.8-30-94)
Form Approved
OMB No. 1110-0007

This report is authorized by law, Title 28, Section 534, U. S. Code. While you are not required to respond, your cooperation in submitting this report with the Return A will assist the FBI in compiling comprehensive, accurate figures on a timely basis.

This form deals with the nature of crime and the monetary value of property stolen and recovered. The total offenses recorded on the form should be the same as the number of actual offenses listed in Column 4 of the Return A for each crime class. Include attempted crimes on this form, but do not include unfounded offenses. If you cannot complete the report in all areas, please record as much information as is available. Tally sheets will be sent upon request.

PROPERTY BY TYPE AND VALUE

Type of Property (1)	Data Entry	Monetary Value of Property Stolen in Your Jurisdiction	
		Stolen (2)	Recovered (3)
(A) Currency, Notes, Etc.	01	\$ 91,489.00	\$ 1.00
(B) Jewelry and Precious Metals	02	318,357.00	0.00
(C) Clothing and Furs	03	40,288.00	1.00
(D) Locally Stolen Motor Vehicles	04	147,406.00	198,442.00
(E) Office Equipment	05	9,026.00	0.00
(F) Televisions, Radios, Stereos, Etc.	06	184,526.00	0.00
(G) Firearms	07	13,048.00	1.00
(H) Household Goods	08	20,975.00	0.00
(I) Consumable Goods	09	2,620.00	0.00
(J) Livestock	10	0.00	0.00
(K) Miscellaneous	11	159,714.00	1.00
TOTAL	00	\$ 987,449.00	\$ 198,446.00

The total of this column should agree with the Grand Total (DATA ENTRY 77) shown on page 2.

Include in this column all property recovered even though stolen in prior months. The above is an accounting for only that property stolen in your jurisdiction. This will include property recovered for you by other jurisdictions, but not property you recover for them.

DATE MAY 16, 2017

PREPARED BY *[Signature]* TITLE LIEUTENANT

[Signature] TITLE CHIEF

CHIEF, COMMISSIONER, SHERIFF OR SUPERINTENDENT

APRIL 2017
Month and Year of Report

GAAPD 0000
Agency Identifier

ATLANTA POLICE DEPARTMENT - GEORGIA
Agency and State

LAW ENFORCEMENT OFFICERS KILLED OR ASSAULTED

It is requested this report be completed and transmitted with monthly crime reports to: Director, Federal Bureau of Investigation, Uniform Crime Reports, Washington, D. C. 20535. This form should be used to report the number of your officers who were assaulted or killed in the line of duty during the month. Additional information concerning officers killed will be requested by a separate questionnaire.

OFFICERS KILLED Number of your law enforcement officers killed in the line of duty this month.	By felonious act	0
	By accident or negligence	0

Officers Assaulted (Do not include officers killed) - See other side for instructions.

Type of Activity	Total Assaults by Weapon A	Type of Weapon				Two-Officer Vehicle F	Type of Assignment						Police Assaults Cleared M
		Firearm B	Knife or Other Cutting Instrument C	Other Other Dangerous Weapon D	Hands, Fists, Feet, etc. E		One-Officer Vehicle		Detective or Special Assign.		Other		
							Alone G	As-sisted H	Alone I	As-sisted J	Alone K	As-sisted L	
1. Responding to "Disturbance" calls (family quarrels, man with gun, etc.)	0												
2. Burglaries in progress or pursuing burglary suspects	0												
3. Robberies in progress or pursuing robbery suspects	0												
4. Attempting other arrests	0												
5. Civil disorder (riot, mass disobedience)	0												
6. Handling, transporting, custody of prisoners	4			1	3		2	2					4
7. Investigating suspicious persons or circumstances	1			1			1						
8. Ambush - no warning	0												
9. Mentally deranged	0												
10. Traffic pursuits and stops	0												
11. All Other	1				1		1						1
12. TOTAL (1-11)	6	0	0	2	4	0	4	2	0	0	0	0	5
13. Number with personal injury	0												
14. Number without personal injury	6			2	4								
15. Time of assaults													
	AM				2	1							
	PM	1	1			1							

DO NOT WRITE HERE	
Recorded	Initials
Edited	
Punched	
Verified	
Adjusted	
DOJ/FBI	

12:01 2:00 4:00 6:00 8:00 10:00 12:00

APRIL 2017 GAAPD 0000 *[Signature]* LIEUTENANT
 Month and Year Agency Identifier Prepared By Title
 ATLANTA POLICE DEPARTMENT GEORGIA *[Signature]* CHIEF
 Agency State Chief, Sheriff, Commissioner, Superintendent

MONTHLY RETURN OF ARSON OFFENSES KNOWN TO LAW ENFORCEMENT

DO-73 (2-11-82)
Form Approved
OMB No. 1110-0008

This report is authorized by law Title 28, Section 534, United States Code, and the enactment of the fiscal year 1979, Department of Justice Authorization Bill S. 3151. While you are not required to respond, your cooperation in using this form to report all incidents of arson which become known to your department during the month will assist the FBI in compiling comprehensive, accurate data on a timely basis. Instructions appear on reverse side.

1 PROPERTY CLASSIFICATION	2 Offenses Reported or Known to Police (Include Unfounded and Attempts)	3 Unfounded, i.e. False or Baseless Complaints	4 Number of Actual Offenses (Column 2 Minus Column 3 (Include Attempts))	5 Total Offenses Cleared by Arrest or Exceptional Means (Include Column 6)	6 Number of Clearances Involving Only Persons Under 18 Years of Age	7 Offenses Where Structures Uninhabited, Abandoned, or not Normally in Use	8 Estimated Value of Property Damage
STRUCTURAL							
A. Single Occupancy Residential: Houses, Townhouses, Duplexes, etc.	12	7	5			1	\$ 138,000.
B. Other Residential: Apartments, Tenements, Flats, Hotels, Motels, Inns, Dormitories, Boarding Houses, etc.	4		4				\$ 10,700.
C. Storage: Barns, Garages, Warehouses, etc.							\$
D. Industrial/Manufacturing							\$
E. Other Commercial: Stores, Restaurants, Offices, etc.							\$
F. Community/Public: Churches, Jails, Schools, Colleges, Hospitals, etc.							\$
G. All Other Structure: Out Buildings, Monuments, Buildings Under Construction, etc.	1		1	1		1	\$ 1.
TOTAL STRUCTURE	17	7	10	1		2	\$ 148,701.
H. Motor Vehicles: Automobiles, Trucks, Buses, Motorcycles, etc.:	1		1	1			\$ 6,000.
I. Other Mobile Property: Trailers, Recreational Vehicles, Airplanes, Boats, etc.							\$
TOTAL MOBILE	1		1	1			\$ 6,000.
J. TOTAL OTHER Crops, Timber, Fences, Signs, etc.	3	2	1	1			\$ 200.
GRAND TOTAL	21	9	12	3		2	\$ 154,901.

Agency Identifier GAAPD0000 Month APRIL 2017
 Agency ATLANTA POLICE DEPARTMENT State GEORGIA
 Prepared by [Signature] LIEUTENANT
[Signature] CHIEF
 Chief, Commissioner, Sheriff, or Superintendent

DO NOT WRITE HERE	
Recorded	
Edited	
Entered	
Adjusted	
Corres.	

SSD/5-9-17

AGENCY IDENTIFIER GAAPD 0000 REPORTING PERIOD APRIL 2017

AGENCY NAME ATLANTA POLICE DEPARTMENT

POLICE DISPOSITION OF JUVENILES

-Not to include neglect or traffic cases-

- 1. Handled within Department and released.
(Warning, released to parents, etc.) _____
 - 2. Referred to juvenile court or probation department. _____ 60
 - 3. Referred to welfare agency. _____
 - 4. Referred to other police agency. _____
 - 5. Referred to criminal or adult court. _____
- TOTAL _____ 60

MAY 11, 2017
DATE

Lt. [Signature] LIEUTENANT
PREPARED BY TITLE

J. SHIELDS CHIEF
APPROVED BY TITLE

GCIC USE ONLY	
Recorded	_____
Reviewed	_____
Punched	_____
Verified	_____

RETURN TO
Georgia Crime Information Center/Uniform Crime Reporting
P. O. Box 1456
Atlanta, Georgia 30301

Return on or before the 7th of the following month.

GCIC/UCR - 012 (9/74)

PAGE 1 OF 1
SUPPLEMENTARY HOMICIDE REPORT

1-704 (Rev. 4-24-95)
Form Approved
OMB No. 1110-0002

This report is authorized by law Title 28, Section 534, United States Code. While you are not required to respond, your cooperation in using this form to list data pertaining to all homicides reported on your Return A will assist the FBI in compiling comprehensive, accurate data regarding this important classification on a timely basis.

1a. Murder and Nonnegligent Manslaughter

List below specific information for all offenses shown in item 1a of the monthly Return A. In addition, list all justifiable killings of felons by a citizen or by a peace officer in the line of duty. A brief explanation in the circumstances column regarding unfounded homicide offenses will aid the national Uniform Crime Reporting Program in editing the reports.

Incident	Situation*	Victim **			Offender**			Data Code		Weapon Used (Handgun, Rifle, Shotgun, Club, Poison, etc.)	Relationship of Victim to Offender (Husband, Wife, Son, Father, Acquaintance, Neighbor, Stranger, etc.)	Circumstances (Victim shot by robber, robbery victim shot robber, killed by patron during barroom brawl, etc.)
		Age	Sex	Race	Ethnicity	Age	Sex	Race	Ethnicity			
	A	40	F	A	N	39	M	W	N	HANDGUN - 40 CAL.	STRANGER	OTHER - SENSELESS KILLING
	B	57	M	B	N					HANDGUN	UNKNOWN	OTHER
	B	22	M	B	N					HANDGUN	UNKNOWN	OTHER
	B	26	F	W	N					HANDGUN	UNKNOWN	OTHER
	A	63	M	B	N	34	F	B	N	FIRE	ACQUAINTANCE	OTHER - SENSELESS KILLING
	A	17	M	B	N	19	M	B	N	HANDGUN - 9 MM	ACQUAINTANCE	OTHER ARGUMENTS

** - See reverse side for explanation

DO NOT WRITE HERE				
Recorded		Edited		Punched
Verified		Adjusted		

APRIL 2017
Month and Year

GAAPD 0000
Agency Identifier

ATLANTA POLICE DEPARTMENT
Agency

GEORGIA
State

LIEUTENANT
Title

Prepared By
[Signature]
Chief, Sheriff, Commissioner, Superintendent

SSD/5-17-17

CLASSIFICATION OF OFFENSES	SEX	AGE OF PERSON ARRESTED														TOTAL	RACE			ETHNIC											
		17	18	19	20	21	22	23	24	30	35	40	45	50	55		60	65	White	Black	Asian/Pacific	Whl. Hispanic	Blck Hispanic								
		29	34	39	44	49	54	59	64	69																					
Murder/Nonnegligent Manslaughter	M	1															1														
	F																		1												
Manslaughter by Negligence	M																														
	F																														
Forcible Rape	M										1																				
	F																														
Robbery	M	5	2	2		1	1					3																			
	F																														
Aggravated Assault	M	1				2	2				3	14	5	2	1	3	8	1	2												
	F	2	1			1	3	10	5	5	1	1	1	1	1	1	1	1	1										4	78	
Burglary- Breaking or Entering	M	2	2	1		1	1					1			2																
	F																														
Larceny - Theft (except Motor Vehicle Theft)	M	2	3	6		2	3	4			4	11	8	11	10	5	14	7	1	3											
	F	2	2			2	2	4	13	6	4	3	7	1														28	112		4
Motor Vehicle Theft	M	1	1	3		1					1	5	1	2	1	1	1														
	F																														
Other Assaults	M	1	3			3	3				2	30	17	12	11	10	3	3	2	1											
	F	1				1	2	2	1	16	6	3	6	5														18	131		2
Arson	M																														
	F																														
Forgery and Counterfeiting	M											4	1	3																	
	F												1																		
Fraud	M				1						2	3	1	2	1	1															
	F				1										1																
Embezzlement	M											2	1																		
	F											1																			
Stolen Property: Buying, Receiving, Possessing	M		2	2	1	4	2	8	7	1	2																				
	F											2	2																		
Vandalism	M	1	1			2	2	1	9	1	5	3	1	3																	
	F					1				1	3	1																			
Weapons	M	1				1		1	1		1	12	3	3	2	2	3	1													
	F											5	1																		

ATLANTA POLICE DEPARTMENT
AGE, SEX, AND RACE OF PERSONS ARRESTED
17 YEARS OF AGE AND OVER

MONTH APRIL

YEAR 2017

CLASSIFICATION OF OFFENSES	SEX	AGE OF PERSON ARRESTED																RACE				ETHNIC								
		17	18	19	20	21	22	23	24	30	35	40	45	50	55	60	65	UP	White	Black	Native Amer.	Asian/Pacific	Whi. Hispanic	Blck Hispanic						
16 Prostitution and Commercialized Vice	M							1																	3					
	F														1										1	4				
17 Sex Offenses (except Rape and Prostitution)	M					2	1																		55					
	F																								6	8	53			
18 Drug Abuse Violations Grand Total	M	3	9	13	7	12	19	11	97	54	30	22	20	19	24	7	3	350							33	363	0	1	0	0
	F	0	1	2	1	4	1	3	11	11	6	2	3	1	1	0	0	47												
180 (1) Sale/Manufacturing Subtotal	M	1	0	0	1	2	1	4	17	14	3	3	4	1	5	1	1	58												
	F	0	0	0	0	0	0	0	3	0	0	0	0	0	0	0	0	3												
a Opium or Cocaine and their derivatives	M							1	4	6		1	2	1	3	1	19													
	F																0													
b Marijuana	M	1			1	1		2	8	1	1		1				17													
	F																0													
c Synthetic Narcotics	M																2													
	F																1													
d Other Dangerous Non-Narcotic Drugs	M					1	1	1	4	6	2	2	1		2		20													
	F																2													
185 (2) Possession Subtotal	M	2	9	13	6	10	18	7	80	40	27	19	16	18	19	6	2	292												
	F	0	1	2	1	4	1	3	8	11	6	2	3	1	1	0	0	44												
e Opium or Cocaine and their derivatives	M			2				2	8	4	6	4	5	10	9	1	51													
	F																10													
f Marijuana	M	2	9	11	6	9	14	7	72	36	20	15	10	8	10	5	2	236												
	F	1	2	1	3	1	3	8	8	3			2	1			33													
g Synthetic Narcotics	M					1	2										3													
	F																0													
h Other Dangerous Non-Narcotic Drugs	M										1		1				2													
	F																1													
19 Gambling Total	M	0	0	0	0	0	0	0	0	0	0	0	0	0	0	0	0	0												
	F	0	0	0	0	0	0	0	0	0	0	0	0	0	0	0	0	0												
a Bookmaking	M																0													
	F																0													
b Numbers and Lottery	M																0													
	F																0													

ATLANTA POLICE DEPARTMENT
AGE, SEX, AND RACE OF PERSONS ARRESTED
17 YEARS OF AGE AND OVER

MONTH APRIL

YEAR 2017

CLASSIFICATION OF OFFENSES	SEX	AGE OF PERSON ARRESTED										RACE				ETHNIC								
		17	18	19	20	21	22	23	24	30	35	40	45	50	55	60	65	TOTAL	White	Black	Native Amer.	Asian/Pacific	Whl. Hispanic	Bck Hispanic
									29	34	39	44	49	54	59	64	UP							
All Other Gambling	M																							
	F																							
Offenses Against Family And Children	M																							
	F																							
Driving Under the Influence	M																							
	F																							
Liquor Laws	M																							
	F																							
Drunkenness	M																							
	F																							
Disorderly Conduct	M																							
	F																							
Vagrancy	M																							
	F																							
All Other Offenses (except Traffic)	M																							
	F																							
Suspicion	M																							
	F																							
TOTAL		18	32	46	22	51	61	44	389	236	200	157	173	187	143	76	39	1874	238	1621	3	12	0	0

APRIL 2017

Month and Year of Report

GAAPD 0000

Agency Identifier

MAY 17, 2017

Date

ATLANTA POLICE DEPARTMENT - GEORGIA

Agency and State

L. J. SHIELDS

Prepared By

L. J. SHIELDS

Title

LIEUTENANT

CHIEF

Chief, Commissioner, Sheriff, or Superintendent

ATLANTA POLICE DEPARTMENT
 AGE, SEX, AND RACE OF PERSONS ARRESTED
 16 YEARS OF AGE AND UNDER

MONTH APRIL

YEAR 2017

CLASSIFICATION OF OFFENSES	SEX	AGE						TOTAL	RACE				ETHNIC			
		09	1012	1314	15	16	White		Black	Native Amer.	Asian/Pacific	Whl. Hispanic	Blck Hispanic			
Murder/Nonnegligent 01a	M						0									
	F						0									
Manslaughter by Negligence 01b	M						0									
	F						0									
Forcible Rape 02	M			1			1				1					
	F						0									
Robbery 03	M			5	4	1	10				11					
	F					1	1									
Aggravated Assault 04	M						0									
	F		1	2		5	8				8					
Burglary- Breaking or Entering 05	M			2		2	4				4					
	F						0									
Larceny - Theft (except Motor Vehicle Theft) 06	M				1	5	6				14					
	F			1	2	5	8									
Motor Vehicle Theft 07	M			1			1									
	F						0				1					
Other Assaults 08	M			2	1		3				4					
	F					1	1									
Arson 09	M						0									
	F						0									
Forgery and Counterfeiting 10	M						0									
	F						0									
Fraud 11	M						0									
	F						0									
Embezzlement 12	M						0									
	F						0									
Stolen Property: Buying, Receiving, Possessing 13	M			1		3	4				4					
	F						0									
Vandalism 14	M			2			2									
	F		1				1				3					
Weapons 15	M					1	1									
	F						0				1					
Prostitution and Commercialized Vice 16	M						0									
	F						0									

ATLANTA POLICE DEPARTMENT
AGE, SEX, AND RACE OF PERSONS ARRESTED
16 YEARS OF AGE AND UNDER

CLASSIFICATION OF OFFENSES	SEX	AGE						RACE				ETHNIC		
		10-12		13-14		15-16		TOTAL	White	Black	Native Amer.	Asian/Pacific	Whl. Hispanic	Blck Hispanic
		09	10-12	13-14	15-16	TOTAL	White	Black	Native Amer.	Asian/Pacific	Whl. Hispanic	Blck Hispanic		
17 Sex Offenses (except Rape and Prostitution)	M						0							
	F		1				1	1						
18 Drug Abuse Violations Grand Total	M	0	0	0	0	3	3	0	3	0	0	0	0	0
	F	0	0	0	0	0	0	0	0	0	0	0	0	0
180 (1) Sale/Manufacturing Subtotal	M	0	0	0	0	1	1	0	0	1	0	0	0	0
	F	0	0	0	0	0	0	0	0	0	1	0	0	0
a Opium or Cocaine and their Derivatives	M						0							
	F						0							
b Marijuana	M				1	1	1				1			
	F						0							
c Synthetic Narcotics	M						0							
	F						0							
d Other Dangerous Non-Narcotic Drugs	M						0							
	F						0							
185 (2) Possession Subtotal	M	0	0	0	0	2	2	0	2	0	0	0	0	0
	F	0	0	0	0	0	0	0	0	2	0	0	0	0
e Opium or Cocaine and their Derivatives	M						0							
	F						0							
f Marijuana	M				2	2	2				2			
	F						0							
g Synthetic Narcotics	M						0							
	F						0							
h Other Dangerous Non-Narcotic Drugs	M						0							
	F						0							
19 Gambling Total	M	0	0	0	0	0	0	0	0	0	0	0	0	0
	F	0	0	0	0	0	0	0	0	0	0	0	0	0
a Bookmaking	M						0							
	F						0							
b Numbers and Lottery	M						0							
	F						0							
c All Other Gambling	M						0							
	F						0							
20 Offenses Against Family and Children	M			1		1	1				1			
	F						0							

**ATLANTA POLICE DEPARTMENT
AGE, SEX, AND RACE OF PERSONS ARRESTED
16 YEARS OF AGE AND UNDER**

MONTH APRIL
YEAR 2017

CLASSIFICATION OF OFFENSES	SEX	AGE						RACE					ETHNIC			
		0	10	13	14	15	16	TOTAL	White	Black	Native Amer.	Asian/Pacific	Whl. Hispanic	Blck Hispanic		
		9	12	14	14	16	16									
Driving Under the Influence	M						0									
	F						0									
Liquor Laws	M						0									
	F						0									
Drunkenness	M						0									
	F						0									
Disorderly Conduct	M					1	1									
	F						0				1					
Vagrancy	M						0									
	F						0									
All Other Offenses (except Traffic)	M						0									
	F					1	1									
Suspicion	M						0									
	F						0									
Curfew and Loitering	M			1			2									
	F						0									
Run-Aways	M						0									
	F						0									
Total		0	2	20	8	30	60	1	59	0	0	0	0	0		

APRIL 2017

Month and Year of Report

GAAPD 0000

Agency Identifier

MAY 17, 2017

Date

ATLANTA POLICE DEPARTMENT - GEORGIA

Agency and State

[Signature]
Prepared By: **LIEUTENANT**

CHIEF
Chief, Commissioner, Sheriff, or Superintendent

UNIFORM CRIME REPORTING

**LAW ENFORCEMENT
OPERATIONS
&
MANAGEMENT**

CRIME AREA COMPARISON

**SUPPORT SERVICES DIVISION
Information Services Section**

**APRIL 2017
APRIL 2016**

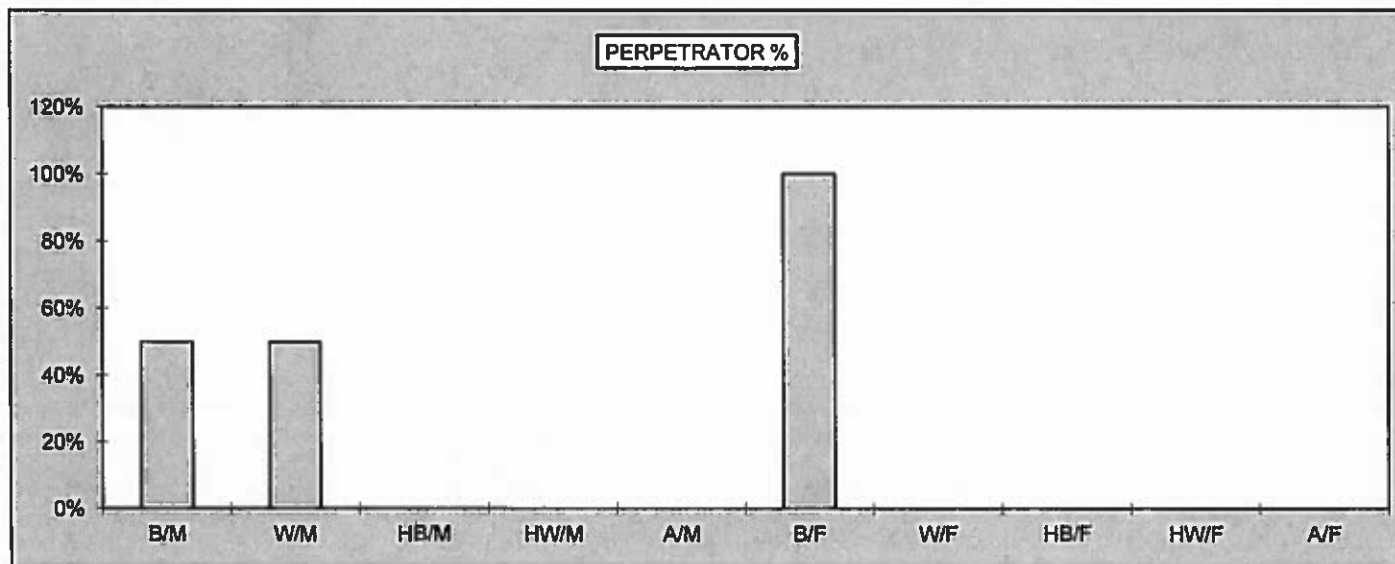
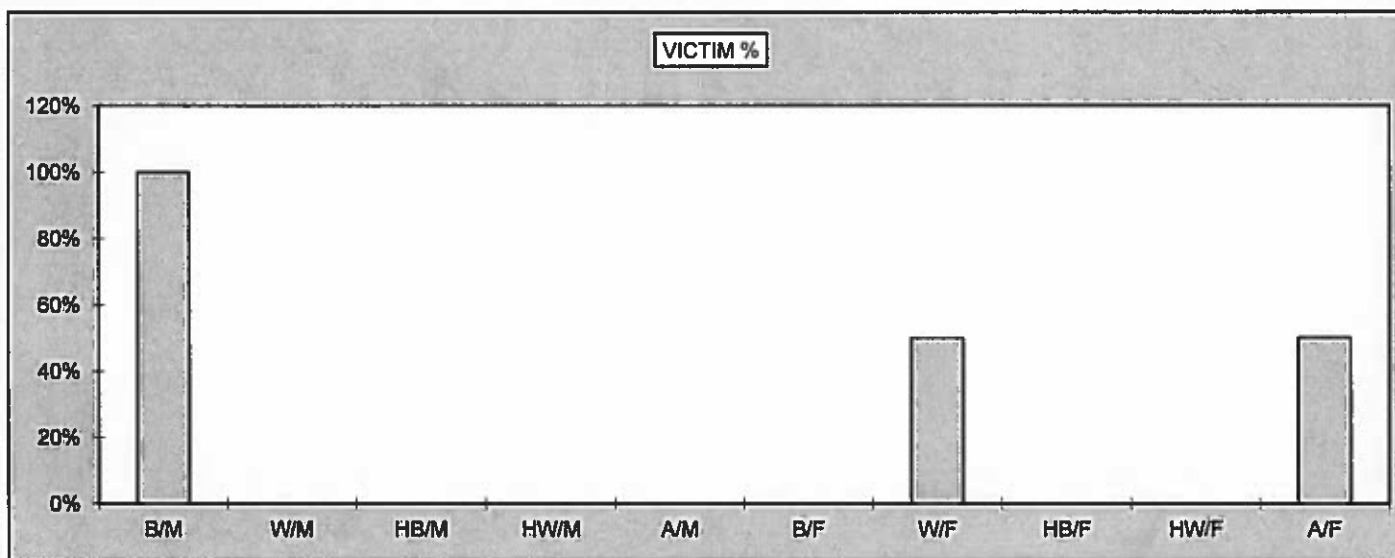
**2017
APRIL HOMICIDE COMPARISON
BY RACE, SEX, AND ETHNIC ORIGIN**

	VICTIM	PERPETRATOR
B/M	4	1
W/M	0	1
HB/M	0	0
HW/M	0	0
A/M	0	0
TOTAL MALES	4	2
B/F	0	1
W/F	1	0
HB/F	0	0
HW/F	0	0
A/F	1	0
TOTAL FEMALES	2	1
TOTAL	6	3

	VICTIM %	PERPETRATOR %
B/M	100%	50%
W/M	0%	50%
HB/M	0%	0%
HW/M	0%	0%
A/M	0%	0%

B/F	0%	100%
W/F	50%	0%
HB/F	0%	0%
HW/F	0%	0%
A/F	50%	0%

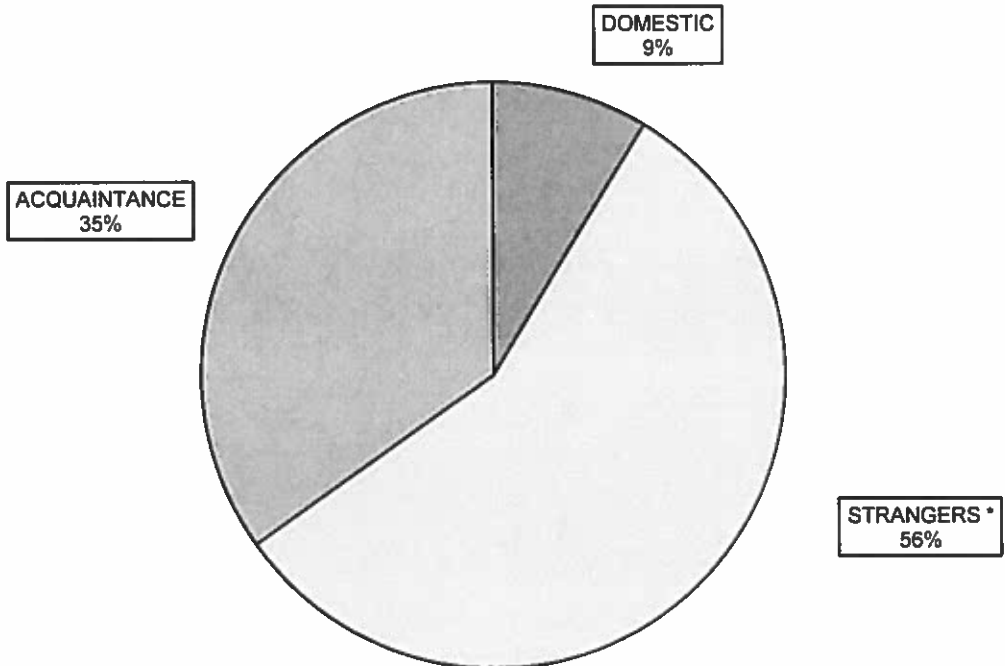
PERPETRATOR UNKNOWN FOR 3 HOMICIDES



**2017
HOMICIDE BREAKDOWN
YEAR TO DATE**

APRIL							
MONTH	ACTUAL	DOMESTIC	%	STRANGERS *	%	ACQUAINTANCE	%
JANUARY	11	1	9%	6	55%	4	36%
FEBRUARY	4	1	25%	2	50%	1	25%
MARCH	2	0	0%	1	50%	1	50%
APRIL	6	0	0%	4	67%	2	33%
MAY							
JUNE							
JULY							
AUGUST							
SEPTEMBER							
OCTOBER							
NOVEMBER							
DECEMBER							
TOTAL	23	2	9%	13	56%	8	35%

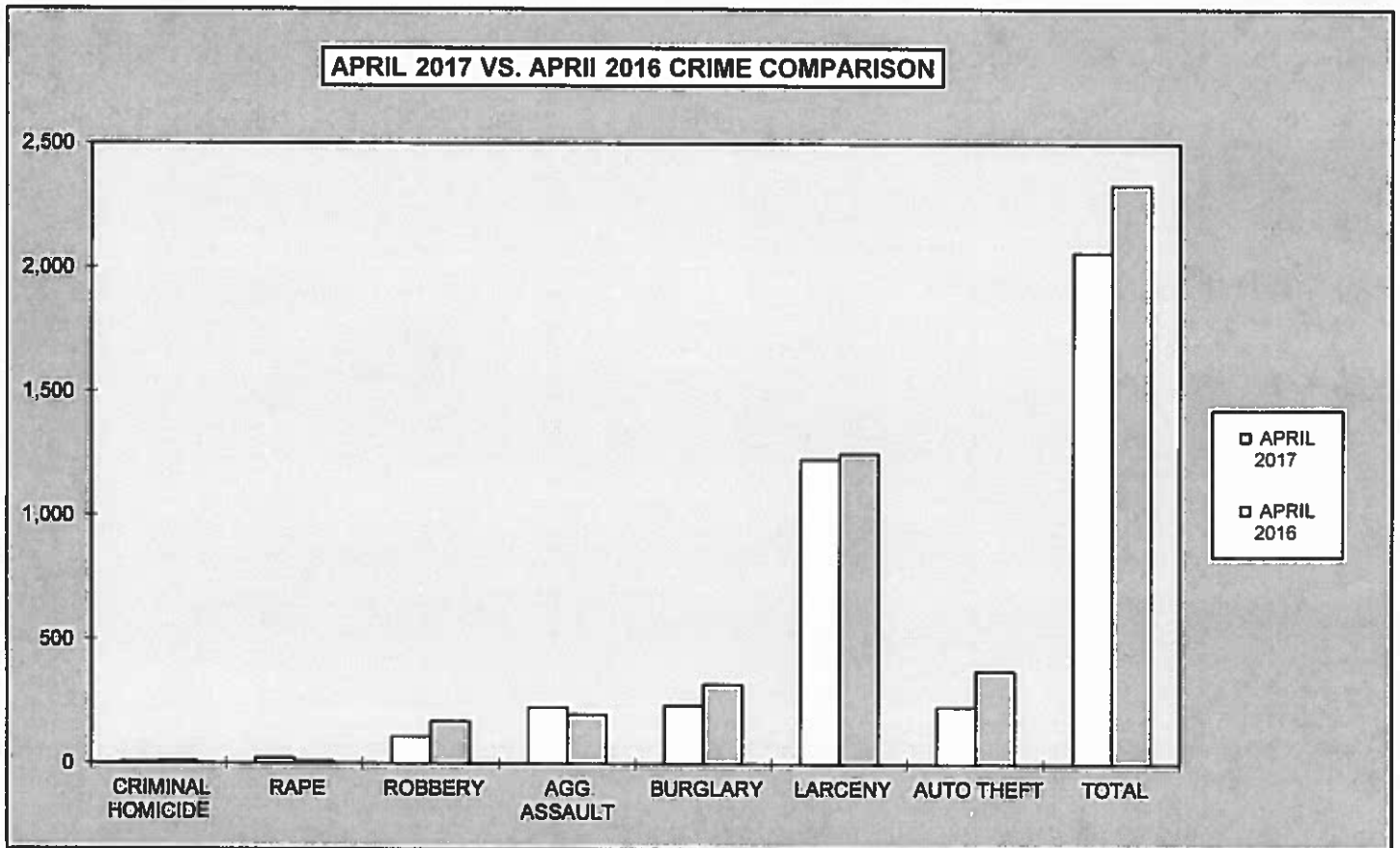
HOMICIDE BREAKDOWN BY VICTIM/OFFENDER RELATIONSHIP



* UNKNOWNNS INCLUDED IN WITH STRANGERS

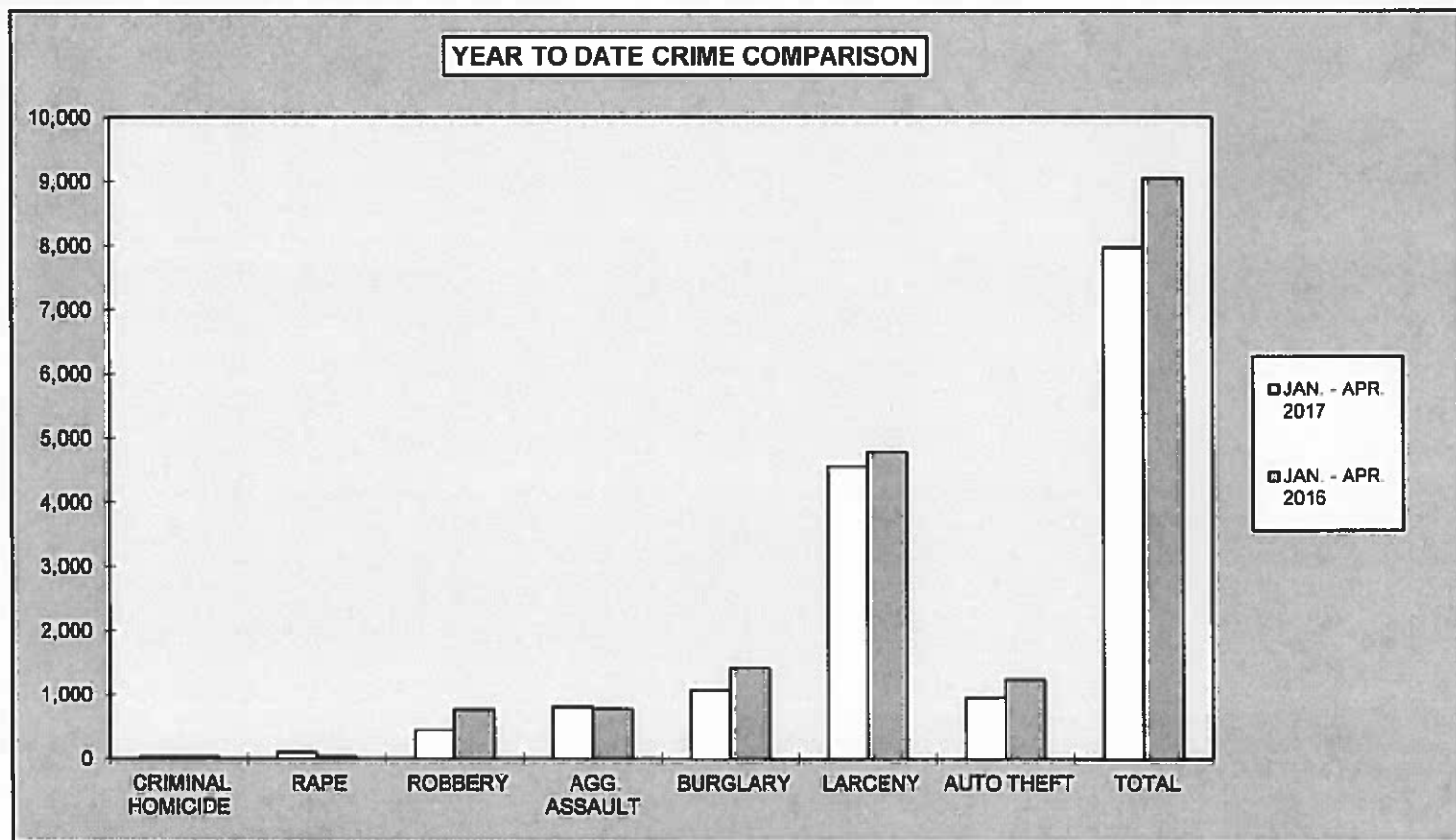
**2017
MONTHLY CRIME COMPARISON**

CRIME	APRIL 2017	APRIL 2016	# DIFFERENCE	% DIFFERENCE
CRIMINAL HOMICIDE	6	8	-2	-25%
RAPE	21	7	14	200%
ROBBERY	108	171	-63	-37%
AGG. ASSAULT	228	199	29	15%
BURGLARY	237	322	-85	-26%
RESIDENCE	192	252	-60	-24%
NON-RESIDENCE	45	70	-25	-36%
LARCENY	1,228	1,251	-23	-2%
POCKETPICKING	9	5	4	80%
PURSE SNATCHING	23	24	-1	-4%
SHOPLIFTING	157	224	-67	-30%
FROM MOTOR VEHICLES	667	649	18	3%
MOTOR VEH. PARTS/ACCESSORIES	65	83	-18	-22%
BICYCLES	22	29	-7	-24%
FROM BUILDINGS	122	112	10	9%
FROM COIN OPERATED MACHINES	0	4	-4	-100%
ALL OTHER	163	121	42	35%
AUTO THEFT	232	375	-143	-38%
TOTAL	2,060	2,333	-273	-12%



**2017
YEAR TO DATE CRIME COMPARISON**

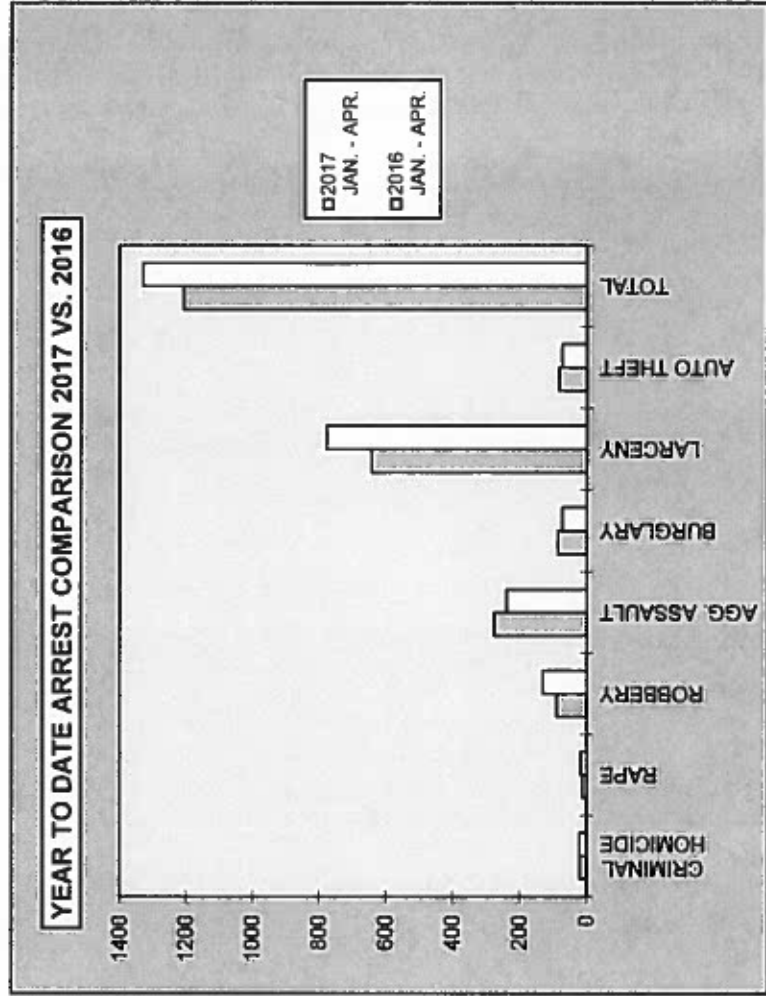
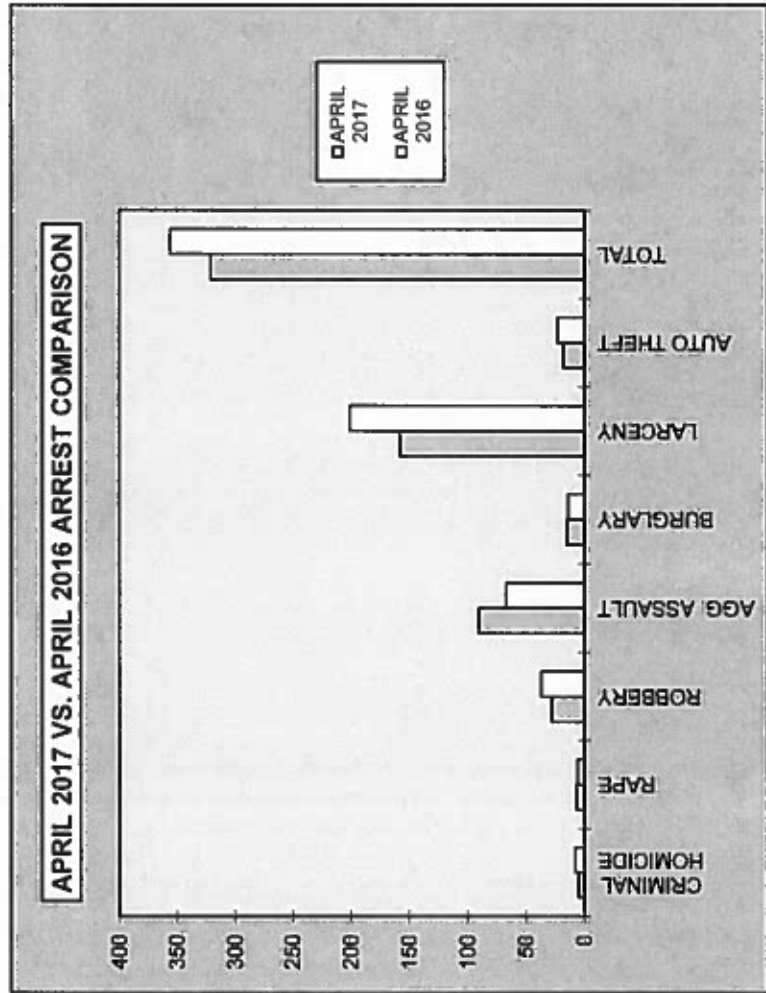
FIRST 4 MONTHS				
CRIME	JAN. - APR. 2017	JAN. - APR. 2016	# DIFFERENCE	% DIFFERENCE
CRIMINAL HOMICIDE	23	32	-9	-28%
RAPE	94	39	55	141%
ROBBERY	445	764	-319	-42%
AGG. ASSAULT	809	772	37	5%
BURGLARY	1,079	1,419	-340	-24%
RESIDENCE	830	1,106	-276	-25%
NON-RESIDENCE	249	313	-64	-20%
LARCENY	4,557	4,780	-223	-5%
POCKETPICKING	25	26	-1	-4%
PURSE SNATCHING	66	88	-22	-25%
SHOPLIFTING	712	844	-132	-16%
FROM MOTOR VEHICLES	2,396	2,463	-67	-3%
MOTOR VEH. PARTS/ACCESSORIES	237	334	-97	-29%
BICYCLES	69	87	-18	-21%
FROM BUILDINGS	438	394	44	11%
FROM COIN OPERATED MACHINES	4	9	-5	-56%
ALL OTHER	610	535	75	14%
AUTO THEFT	965	1,241	-276	-22%
TOTAL	7,972	9,047	-1,075	-12%



**2017
ARREST COMPARISON**

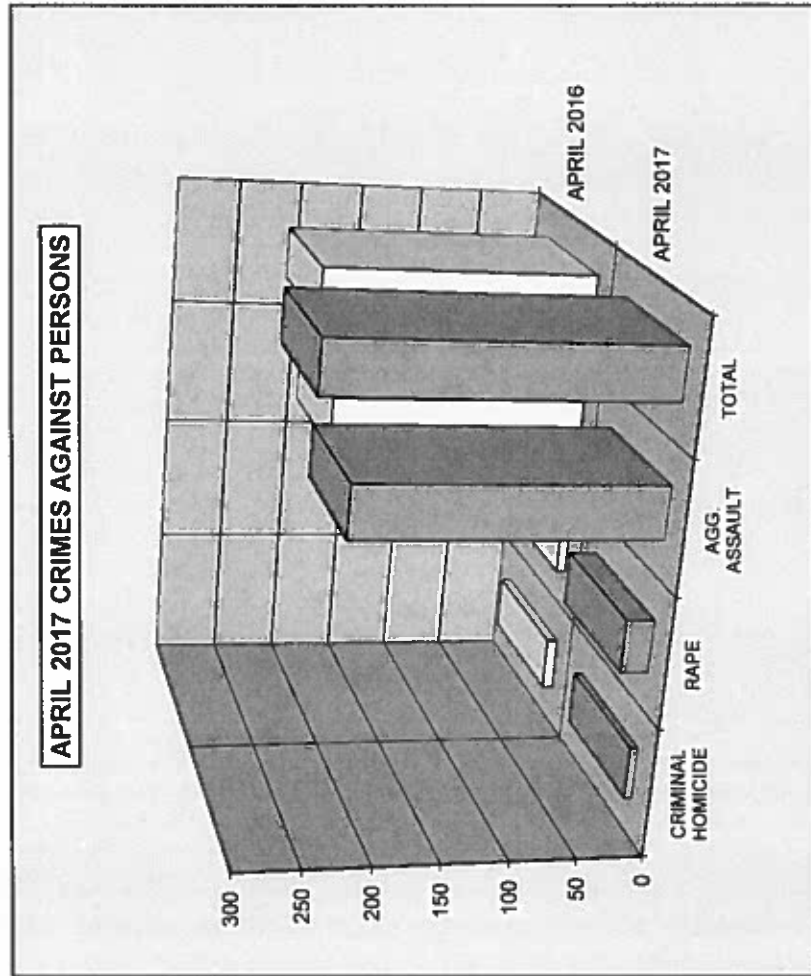
APRIL ARREST COMPARISON				
CRIME	APRIL 2017	APRIL 2016	# DIFFERENCE	% DIFFERENCE
CRIMINAL HOMICIDE	5	8	-3	-38%
RAPE	7	6	1	17%
ROBBERY	28	37	-9	-24%
AGG. ASSAULT	90	67	23	34%
BURGLARY	15	14	1	7%
LARCENY	158	201	-43	-21%
AUTO THEFT	18	23	-5	-22%
TOTAL	321	356	-35	-10%

FIRST 4 MONTHS ARREST COMPARISON				
CRIME	2017 JAN. - APR.	2016 JAN. - APR.	# DIFFERENCE	% DIFFERENCE
CRIMINAL HOMICIDE	20	22	-2	-9%
RAPE	12	18	-6	-33%
ROBBERY	89	131	-42	-32%
AGG. ASSAULT	275	238	37	16%
BURGLARY	86	72	14	19%
LARCENY	642	776	-134	-17%
AUTO THEFT	82	72	10	14%
TOTAL	1,206	1,329	-123	-9%

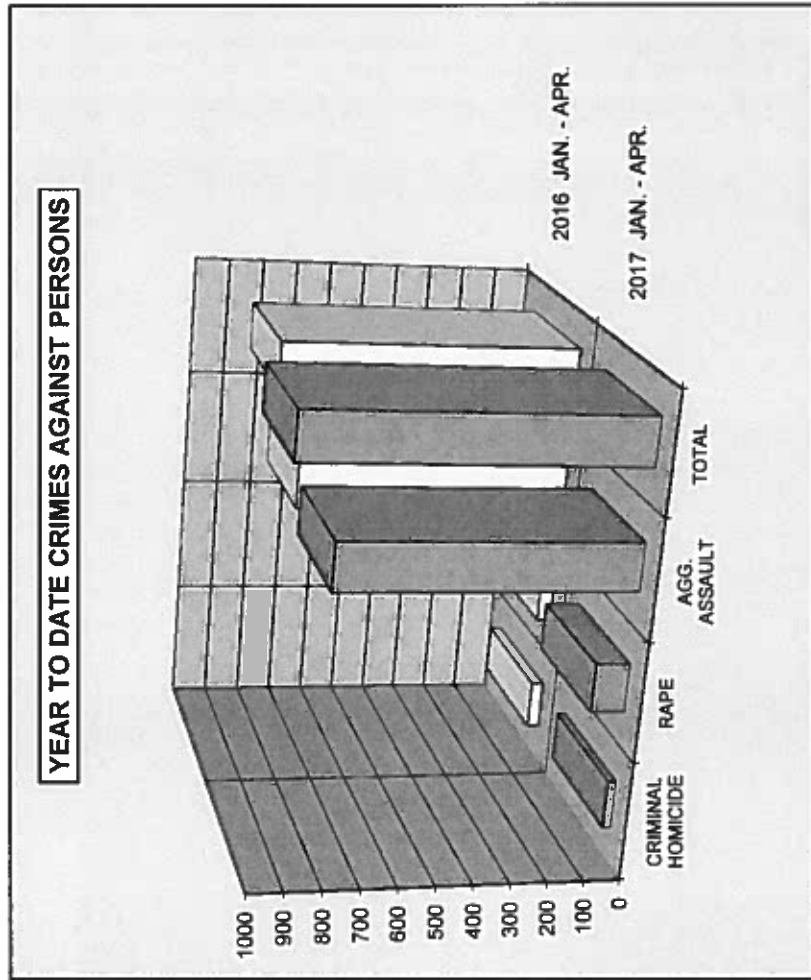


**2017
CRIME COMPARISON
CRIMES AGAINST PERSONS**

APRIL				
CRIME	APRIL 2017	APRIL 2016	# DIFFERENCE	% DIFFERENCE
CRIMINAL HOMICIDE	6	8	-2	-25%
RAPE	21	7	14	200%
AGG. ASSAULT	228	199	29	15%
TOTAL	255	214	41	19%

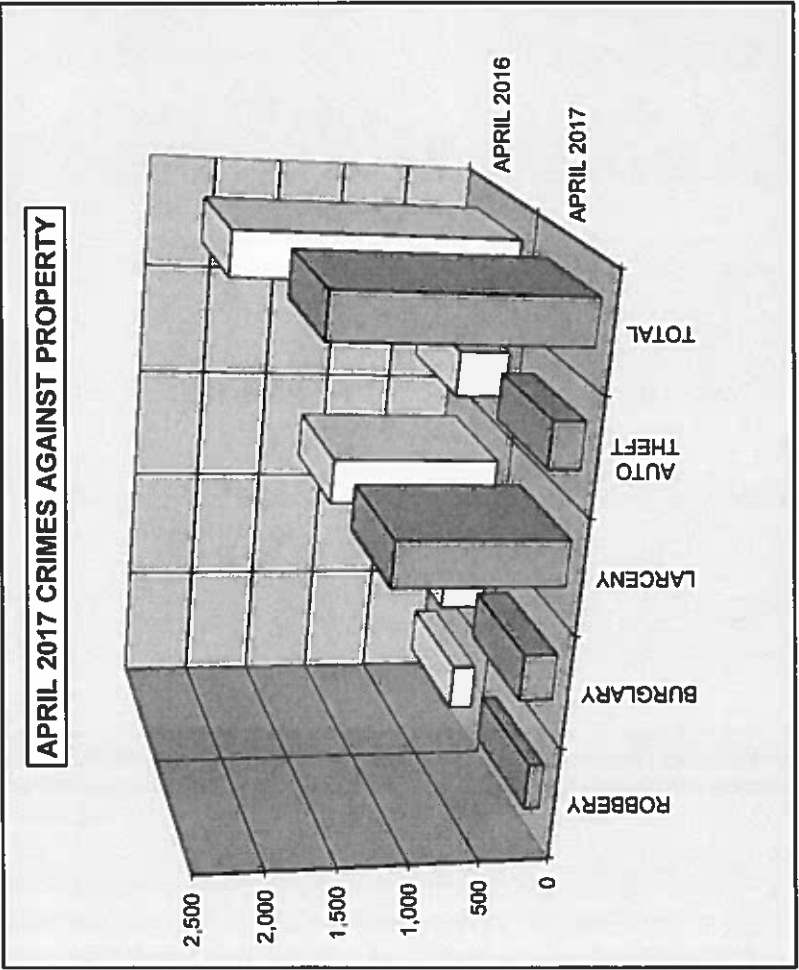


FIRST 4 MONTHS				
CRIME	2017 JAN - APR	2016 JAN - APR	# DIFFERENCE	% DIFFERENCE
CRIMINAL HOMICIDE	23	32	-9	-28%
RAPE	94	39	55	141%
AGG. ASSAULT	809	772	37	5%
TOTAL	926	843	83	10%

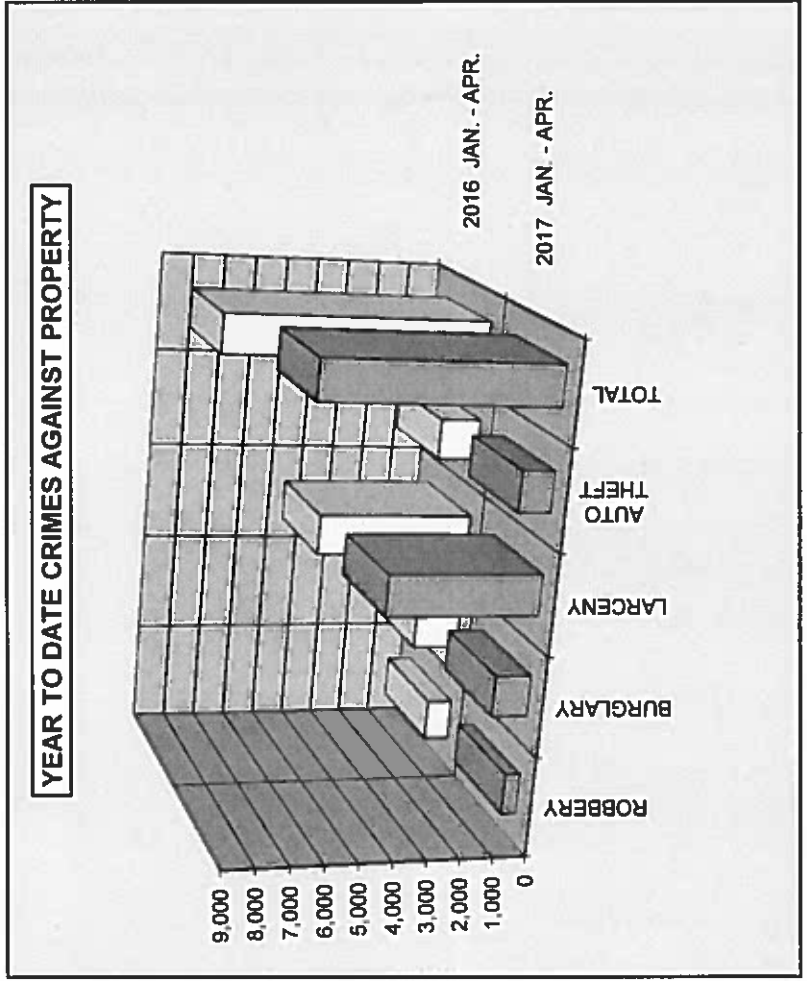


**2017
CRIME COMPARISON
CRIMES AGAINST PROPERTY**

APRIL				
CRIME	APRIL 2017	APRIL 2016	# DIFFERENCE	% DIFFERENCE
ROBBERY	108	171	-63	-37%
BURGLARY	237	322	-85	-26%
LARCENY	1,228	1,251	-23	-2%
AUTO THEFT	232	375	-143	-38%
TOTAL	1,805	2,119	-314	-15%

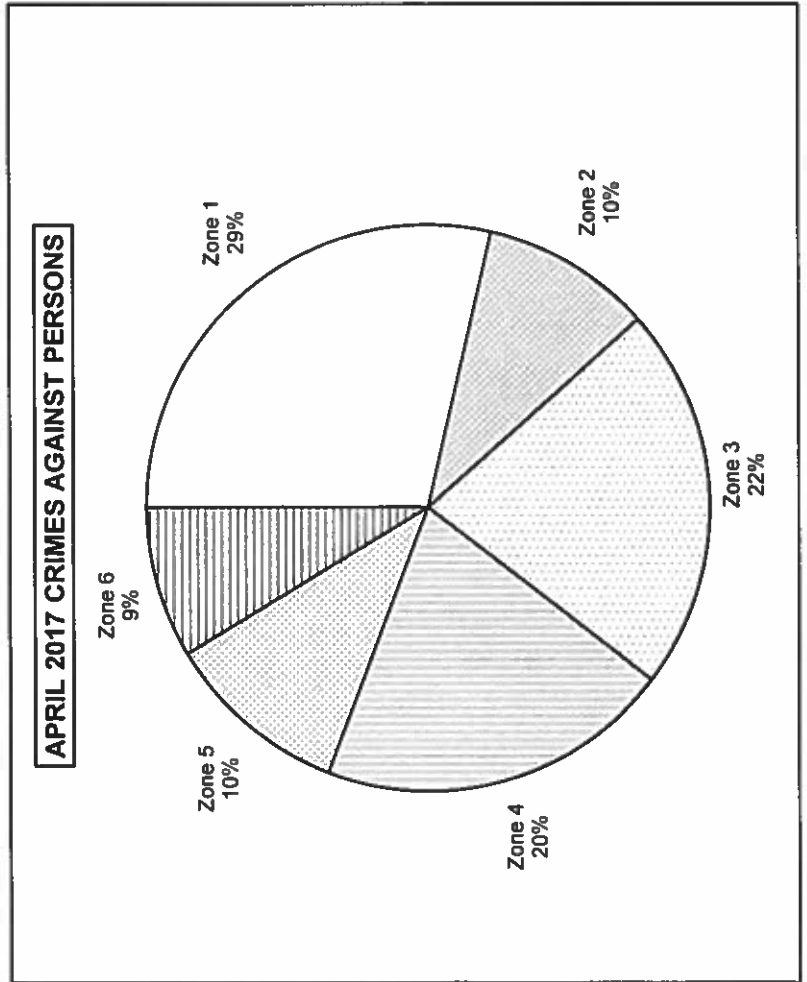


FIRST 4 MONTHS				
CRIME	2017 JAN. - APR.	2016 JAN. - APR.	# DIFFERENCE	% DIFFERENCE
ROBBERY	445	764	-319	-42%
BURGLARY	1,079	1,419	-340	-24%
LARCENY	4,557	4,780	-223	-5%
AUTO THEFT	965	1,241	-276	-22%
TOTAL	7,046	8,204	-1,158	-14%

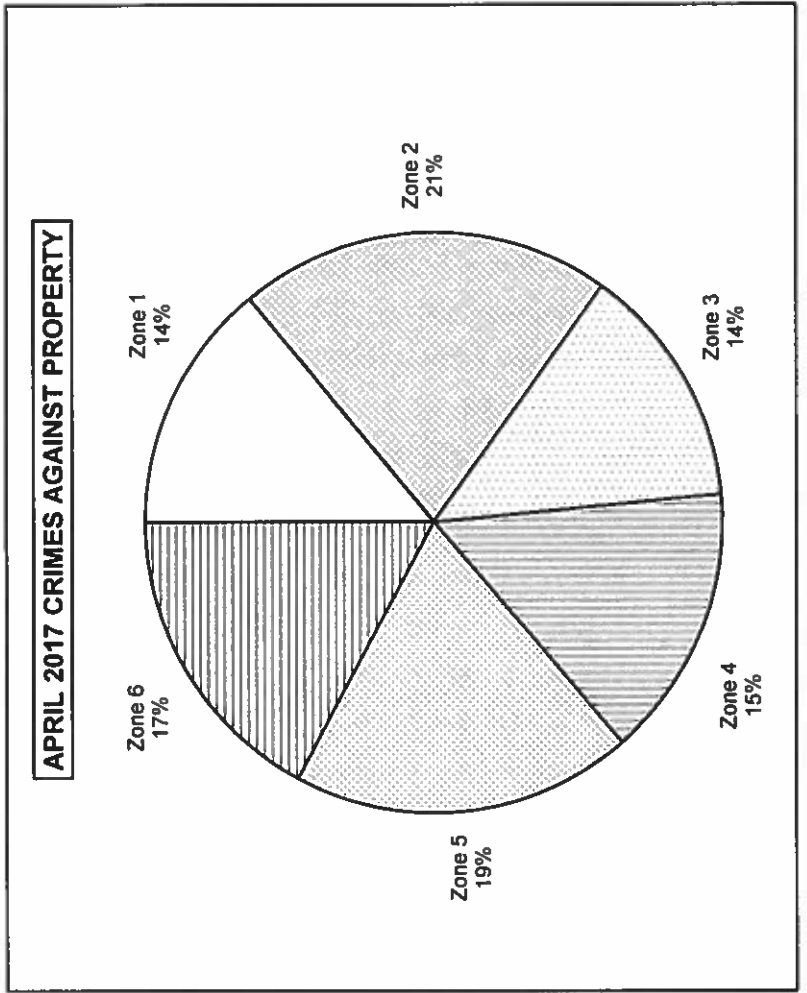


**2017
AREA BREAKDOWN
CRIMES AGAINST PERSONS AND PROPERTY**

APRIL 2017 CRIMES AGAINST PERSONS BY ZONE						
CRIME	Zone 1	Zone 2	Zone 3	Zone 4	Zone 5	Zone 6
CRIMINAL HOMICIDE	1	1	2	1	1	0
RAPE	3	6	4	4	3	1
AGG. ASSAULT	69	18	50	47	23	21
TOTAL CRIMES AGAINST PERSONS	73	25	56	52	27	22

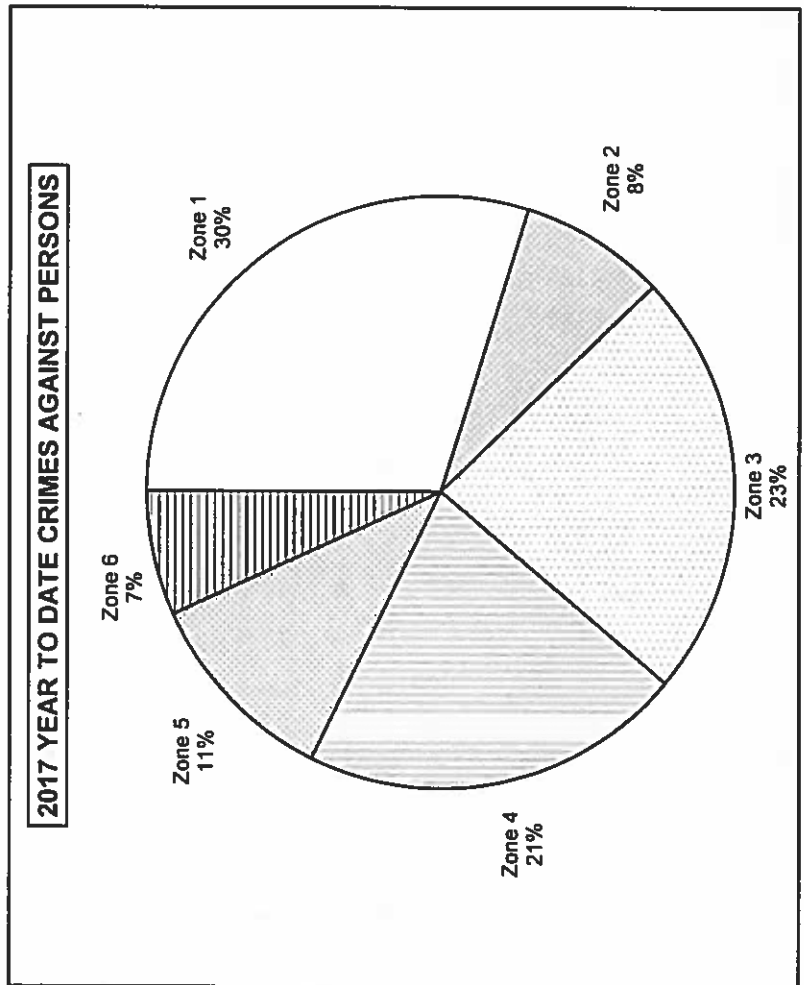


APRIL 2017 CRIMES AGAINST PROPERTY BY ZONE						
CRIME	Zone 1	Zone 2	Zone 3	Zone 4	Zone 5	Zone 6
ROBBERY	19	11	29	14	22	13
BURGLARY	66	29	34	58	13	37
LARCENY	127	292	130	166	279	234
AUTO THEFT	40	46	52	37	31	26
TOTAL CRIMES AGAINST PROPERTY	252	378	245	275	345	310

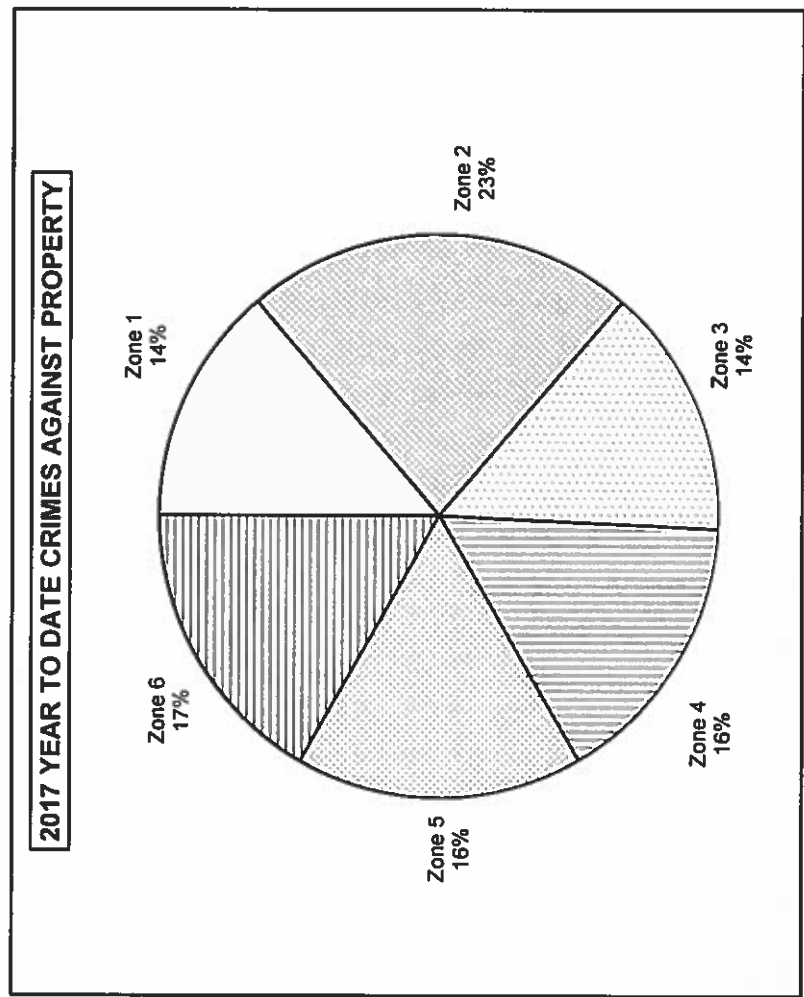


**2017
YEAR TO DATE AREA BREAKDOWN
CRIMES AGAINST PERSONS AND PROPERTY**

FIRST 4 MONTHS 2017 CRIMES AGAINST PERSONS BY ZONE						
CRIME	Zone 1	Zone 2	Zone 3	Zone 4	Zone 5	Zone 6
CRIMINAL HOMICIDE	7	2	4	5	4	1
RAPE	25	13	20	17	15	4
AGG. ASSAULT	244	59	192	173	83	58
TOTAL CRIMES AGAINST PERSONS	276	74	216	195	102	63

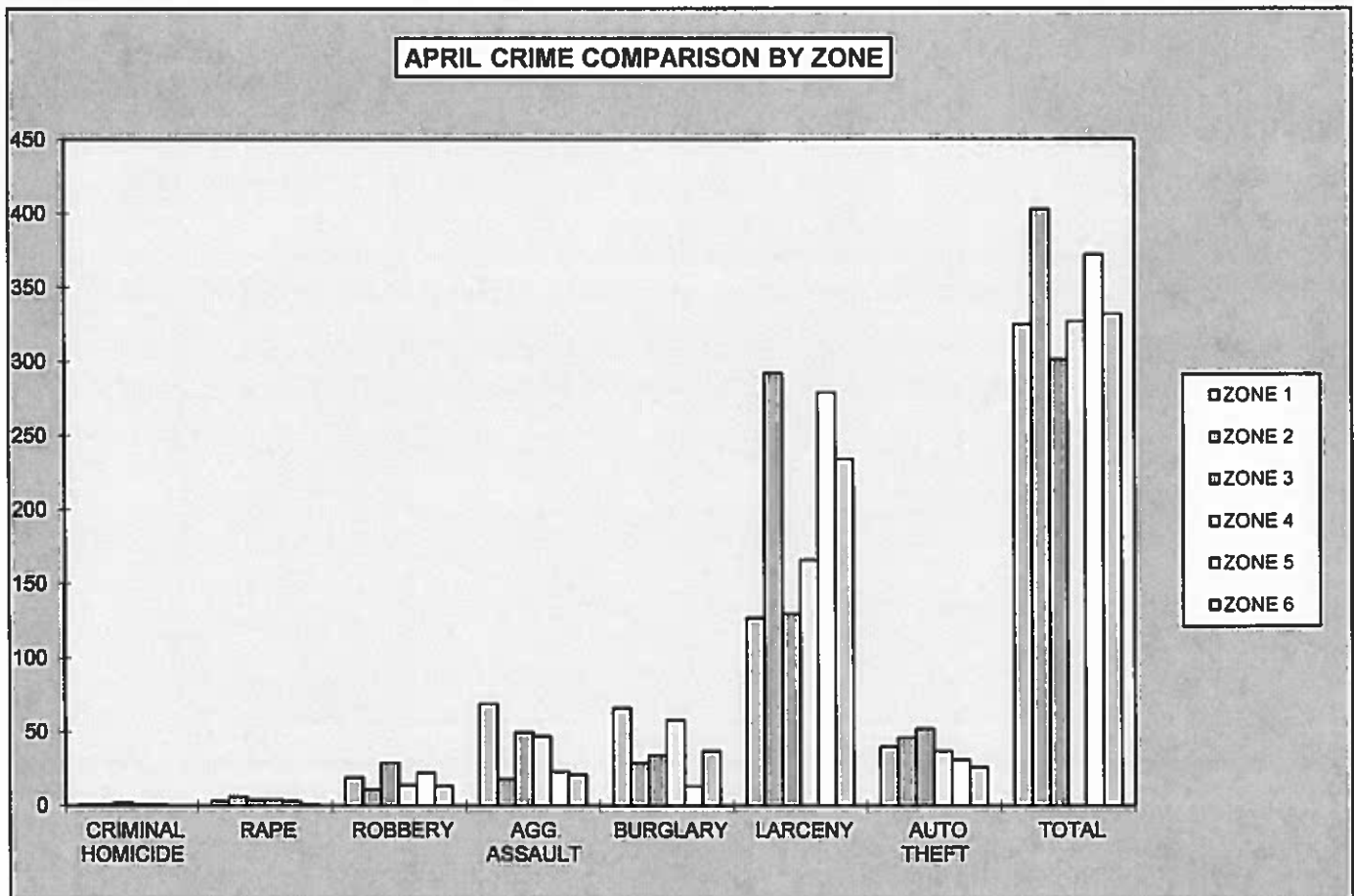


FIRST 4 MONTHS 2017 CRIMES AGAINST PROPERTY BY ZONE						
CRIME	Zone 1	Zone 2	Zone 3	Zone 4	Zone 5	Zone 6
ROBBERY	98	51	85	84	56	71
BURGLARY	209	194	184	263	55	174
LARCENY	487	1,189	512	579	952	838
AUTO THEFT	172	157	236	198	102	100
TOTAL CRIMES AGAINST PROPERTY	966	1,591	1,017	1,124	1,165	1,183



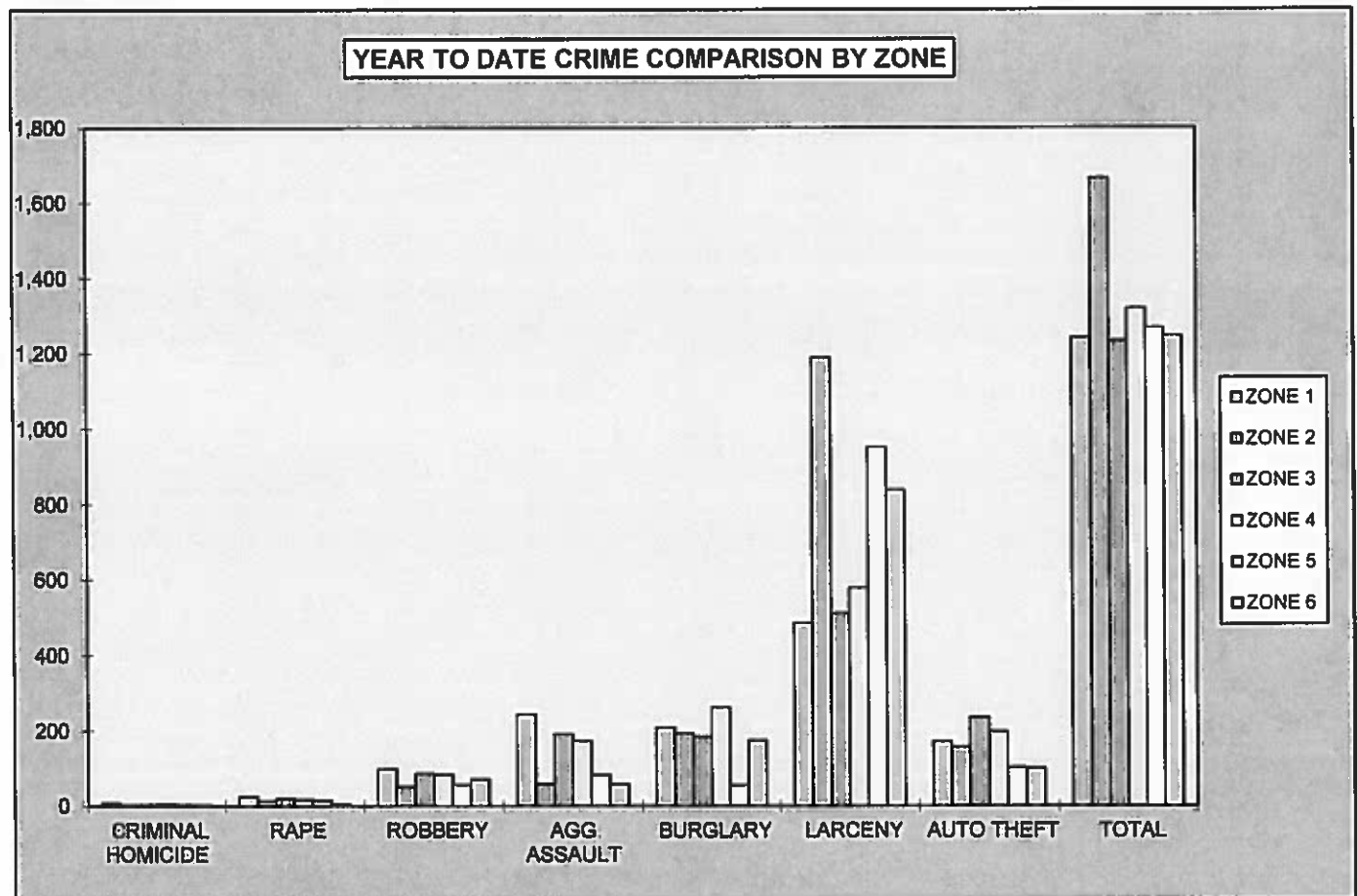
**2017
AREA BREAKDOWN**

APRIL CRIME COMPARISON BY ZONE						
CRIME	ZONE 1	ZONE 2	ZONE 3	ZONE 4	ZONE 5	ZONE 6
CRIMINAL HOMICIDE	1	1	2	1	1	0
RAPE	3	6	4	4	3	1
ROBBERY	19	11	29	14	22	13
AGG. ASSAULT	69	18	50	47	23	21
BURGLARY	66	29	34	58	13	37
RESIDENCE	57	22	31	47	6	29
NON-RESIDENCE	9	7	3	11	7	8
LARCENY	127	292	130	166	279	234
POCKETPICKING	0	3	0	1	3	2
PURSE SNATCHING	3	2	4	3	7	4
SHOPLIFTING	17	52	13	21	18	36
FROM MOTOR VEHICLES	60	156	58	82	178	133
MOTOR VEH. PARTS/ACCESSORIES	17	4	16	14	11	3
BICYCLES	1	1	0	0	11	9
FROM BUILDINGS	16	34	16	12	35	9
FROM COIN OPERATED MACHINES	0	0	0	0	0	0
ALL OTHER	13	40	23	33	16	38
AUTO THEFT	40	46	52	37	31	26
TOTAL	325	403	301	327	372	332



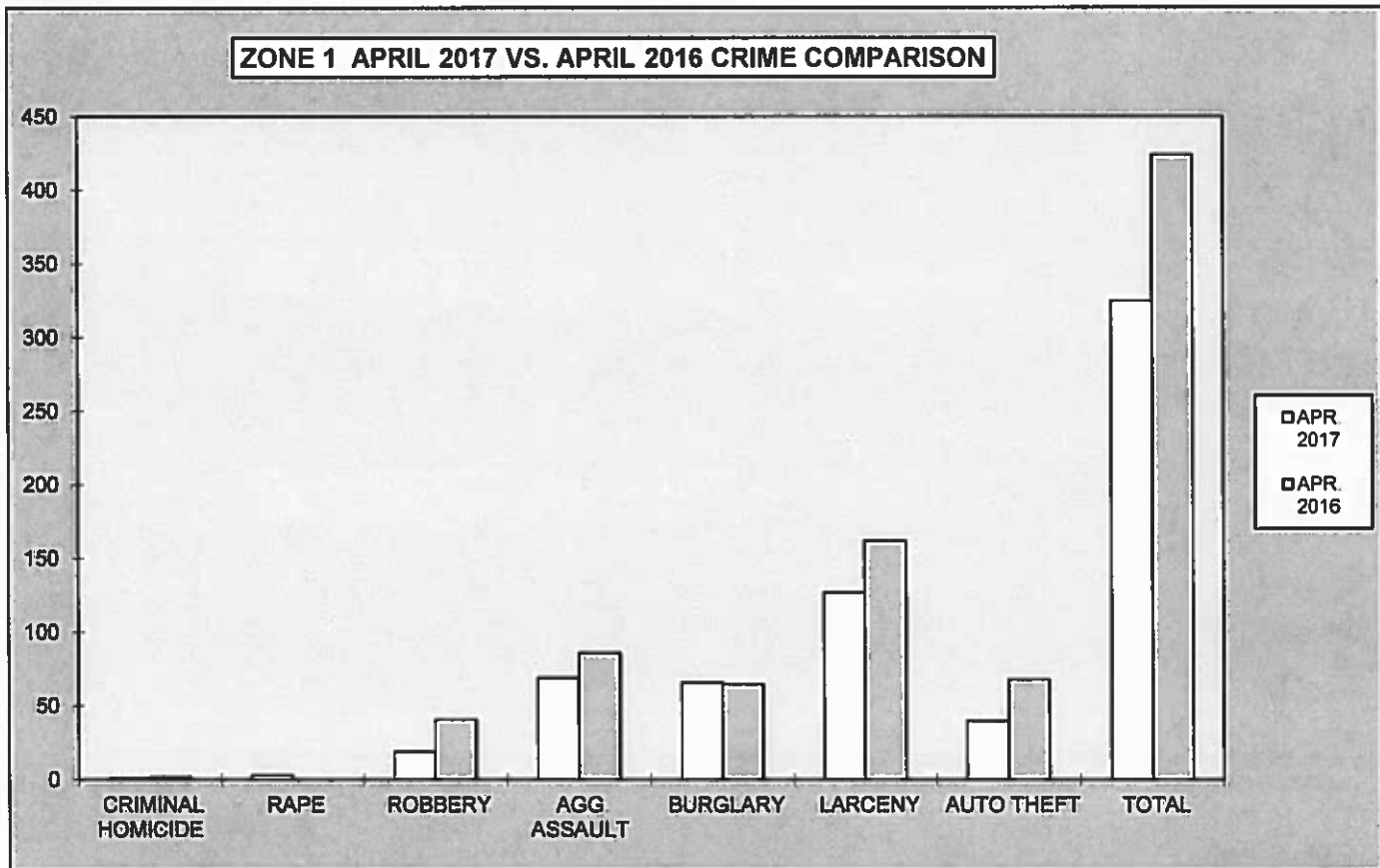
**2017
YEAR TO DATE AREA BREAKDOWN**

FIRST 4 MONTHS CRIME COMPARISON BY ZONE						
CRIME	ZONE 1	ZONE 2	ZONE 3	ZONE 4	ZONE 5	ZONE 6
CRIMINAL HOMICIDE	7	2	4	5	4	1
RAPE	25	13	20	17	15	4
ROBBERY	98	51	85	84	56	71
AGG. ASSAULT	244	59	192	173	83	58
BURGLARY	209	194	184	263	55	174
RESIDENCE	187	118	153	212	28	132
NON-RESIDENCE	22	76	31	51	27	42
LARCENY	487	1,189	512	579	952	838
POCKETPICKING	1	9	1	3	7	4
PURSE SNATCHING	14	6	11	12	17	6
SHOPLIFTING	66	287	31	90	83	155
FROM MOTOR VEHICLES	209	593	268	277	577	472
MOTOR VEH. PARTS/ACCESSORIES	60	30	60	40	26	21
BICYCLES	2	11	3	6	20	27
FROM BUILDINGS	49	124	44	50	128	43
FROM COIN OPERATED MACHINES	2	0	1	0	0	1
ALL OTHER	84	129	93	101	94	109
AUTO THEFT	172	157	236	198	102	100
TOTAL	1,242	1,665	1,233	1,319	1,267	1,246



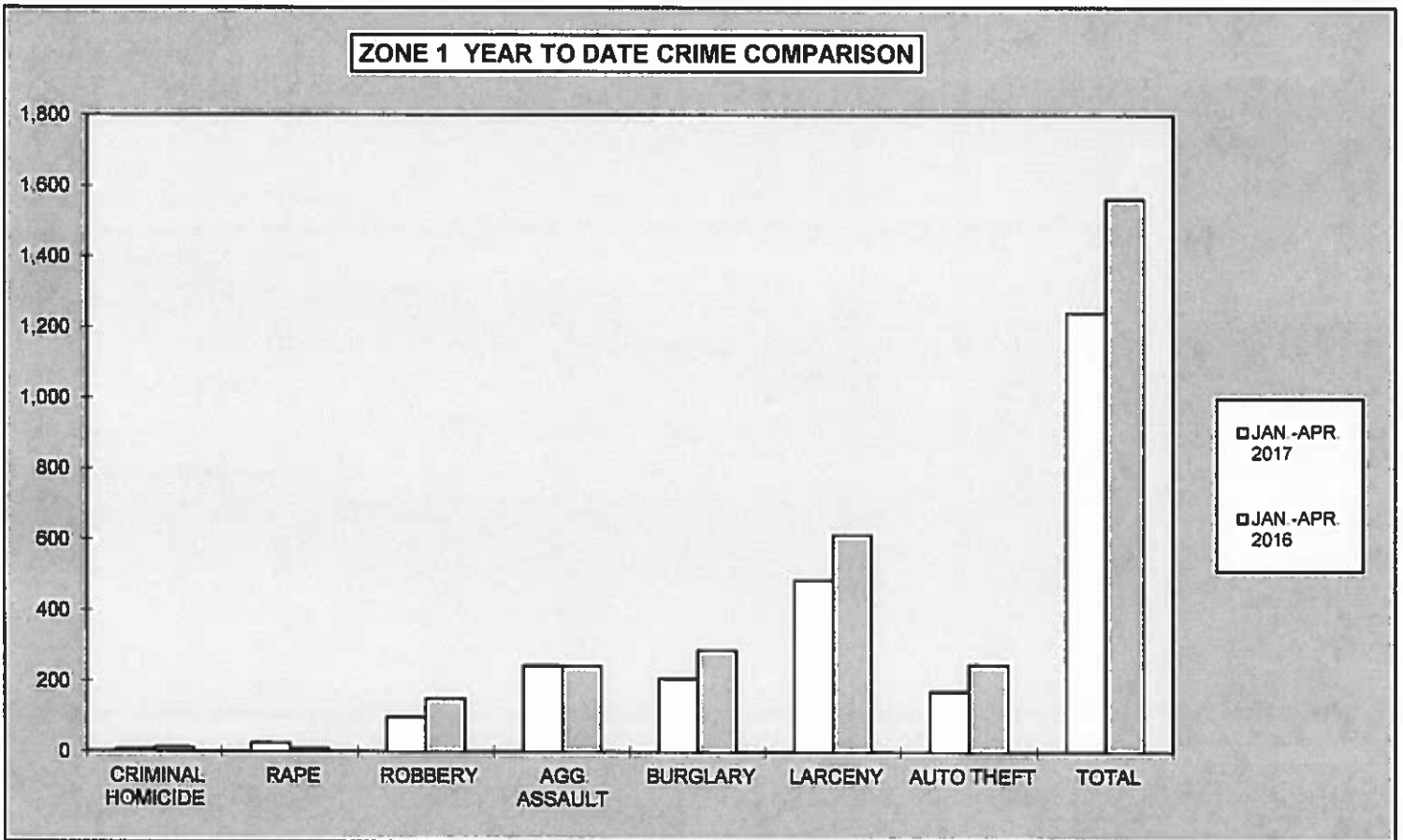
**2017
MONTHLY CRIME COMPARISON**

ZONE 1				
CRIME	APR. 2017	APR. 2016	# DIFFERENCE	% DIFFERENCE
CRIMINAL HOMICIDE	1	2	-1	-50%
RAPE	3	0	3	100%
ROBBERY	19	41	-22	-54%
AGG. ASSAULT	69	86	-17	-20%
BURGLARY	66	65	1	2%
RESIDENCE	57	61	-4	-7%
NON-RESIDENCE	9	4	5	125%
LARCENY	127	162	-35	-22%
POCKETPICKING	0	1	-1	-100%
PURSE SNATCHING	3	3	0	0%
SHOPLIFTING	17	30	-13	-43%
FROM MOTOR VEHICLES	60	83	-23	-28%
MOTOR VEH. PARTS/ACCESSORIES	17	11	6	55%
BICYCLES	1	1	0	0%
FROM BUILDINGS	16	13	3	23%
FROM COIN OPERATED MACHINES	0	0	0	0%
ALL OTHER	13	20	-7	-35%
AUTO THEFT	40	68	-28	-41%
TOTAL	325	424	-99	-23%



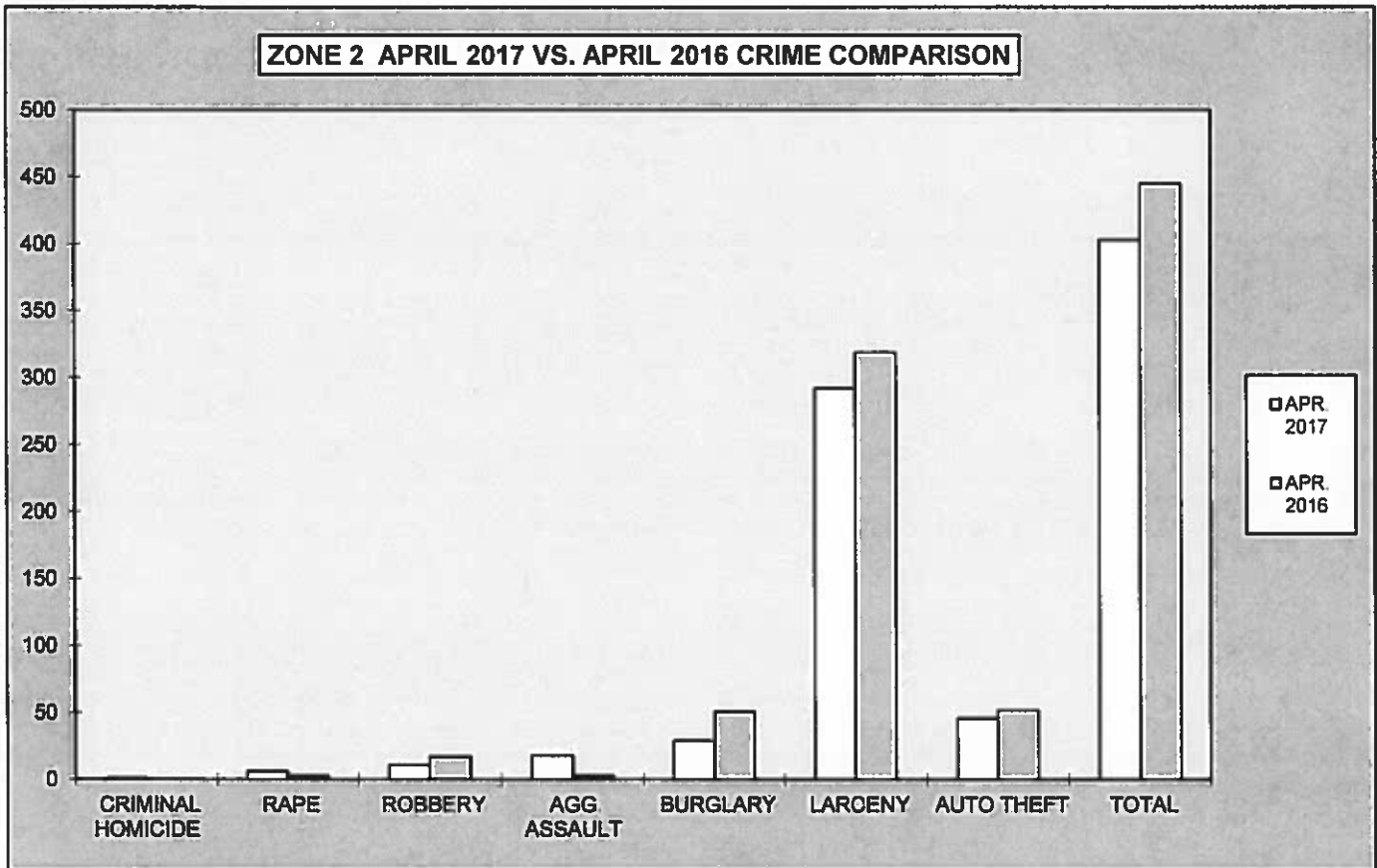
**2017
YEAR TO DATE CRIME COMPARISON**

ZONE 1				
CRIME	JAN.-APR. 2017	JAN.-APR. 2016	# DIFFERENCE	% DIFFERENCE
CRIMINAL HOMICIDE	7	11	-4	-36%
RAPE	25	9	16	178%
ROBBERY	98	151	-53	-35%
AGG. ASSAULT	244	244	0	0%
BURGLARY	209	289	-80	-28%
RESIDENCE	187	270	-83	-31%
NON-RESIDENCE	22	19	3	16%
LARCENY	487	613	-126	-21%
POCKETPICKING	1	3	-2	-67%
PURSE SNATCHING	14	16	-2	-13%
SHOPLIFTING	66	119	-53	-45%
FROM MOTOR VEHICLES	209	266	-57	-21%
MOTOR VEH. PARTS/ACCESSORIES	60	70	-10	-14%
BICYCLES	2	3	-1	-33%
FROM BUILDINGS	49	40	9	23%
FROM COIN OPERATED MACHINES	2	1	1	100%
ALL OTHER	84	95	-11	-12%
AUTO THEFT	172	248	-76	-31%
TOTAL	1,242	1,565	-323	-21%



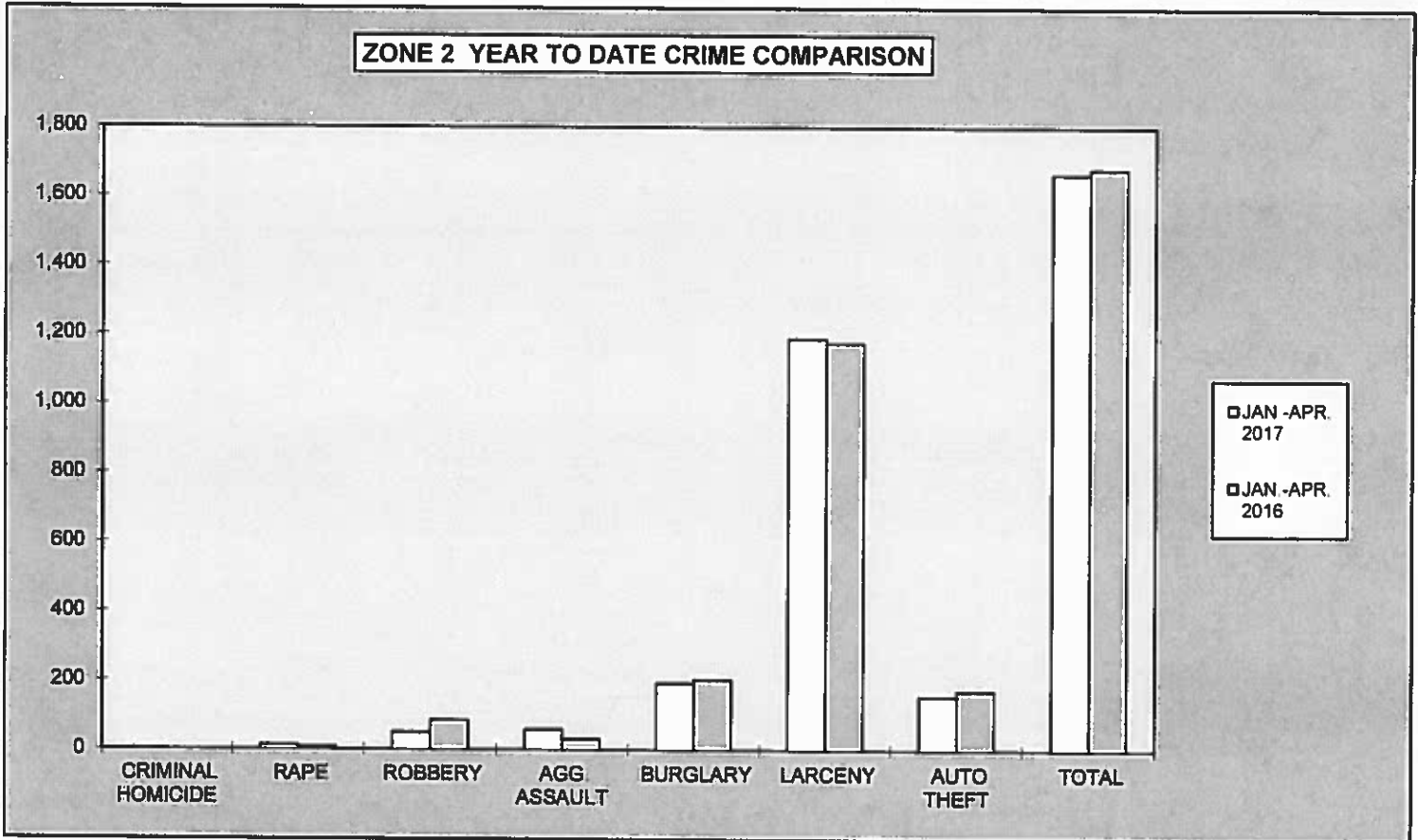
**2017
MONTHLY CRIME COMPARISON**

ZONE 2				
CRIME	APR. 2017	APR. 2016	# DIFFERENCE	% DIFFERENCE
CRIMINAL HOMICIDE	1	0	1	100%
RAPE	6	3	3	100%
ROBBERY	11	17	-6	-35%
AGG. ASSAULT	18	3	15	500%
BURGLARY	29	51	-22	-43%
RESIDENCE	22	28	-6	-21%
NON-RESIDENCE	7	23	-16	-70%
LARCENY	292	319	-27	-8%
POCKETPICKING	3	1	2	200%
PURSE SNATCHING	2	2	0	0%
SHOPLIFTING	52	85	-33	-39%
FROM MOTOR VEHICLES	156	167	-11	-7%
MOTOR VEH. PARTS/ACCESSORIES	4	14	-10	-71%
BICYCLES	1	2	-1	-50%
FROM BUILDINGS	34	27	7	26%
FROM COIN OPERATED MACHINES	0	0	0	0%
ALL OTHER	40	21	19	90%
AUTO THEFT	46	52	-6	-12%
TOTAL	403	445	-42	-9%



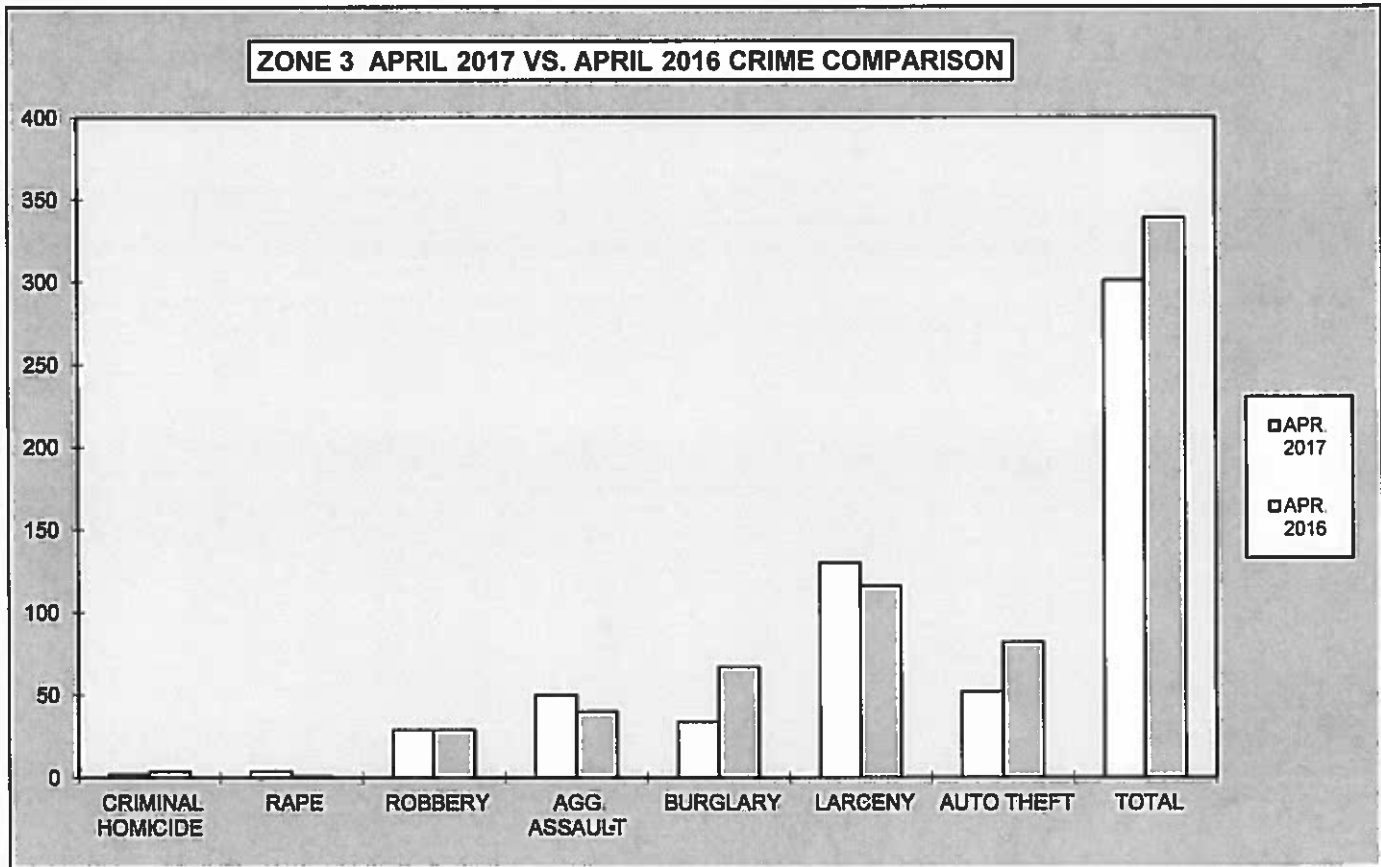
**2017
YEAR TO DATE CRIME COMPARISON**

ZONE 2				
CRIME	JAN.-APR. 2017	JAN.-APR. 2016	# DIFFERENCE	% DIFFERENCE
CRIMINAL HOMICIDE	2	0	2	100%
RAPE	13	8	5	63%
ROBBERY	51	86	-35	-41%
AGG. ASSAULT	59	31	28	90%
BURGLARY	194	205	-11	-5%
RESIDENCE	118	118	0	0%
NON-RESIDENCE	76	87	-11	-13%
LARCENY	1,189	1,177	12	1%
POCKETPICKING	9	4	5	125%
PURSE SNATCHING	6	9	-3	-33%
SHOPLIFTING	287	323	-36	-11%
FROM MOTOR VEHICLES	593	580	13	2%
MOTOR VEH. PARTS/ACCESSORIES	30	48	-18	-38%
BICYCLES	11	7	4	57%
FROM BUILDINGS	124	101	23	23%
FROM COIN OPERATED MACHINES	0	0	0	0%
ALL OTHER	129	105	24	23%
AUTO THEFT	157	173	-16	-9%
TOTAL	1,665	1,680	-15	-1%



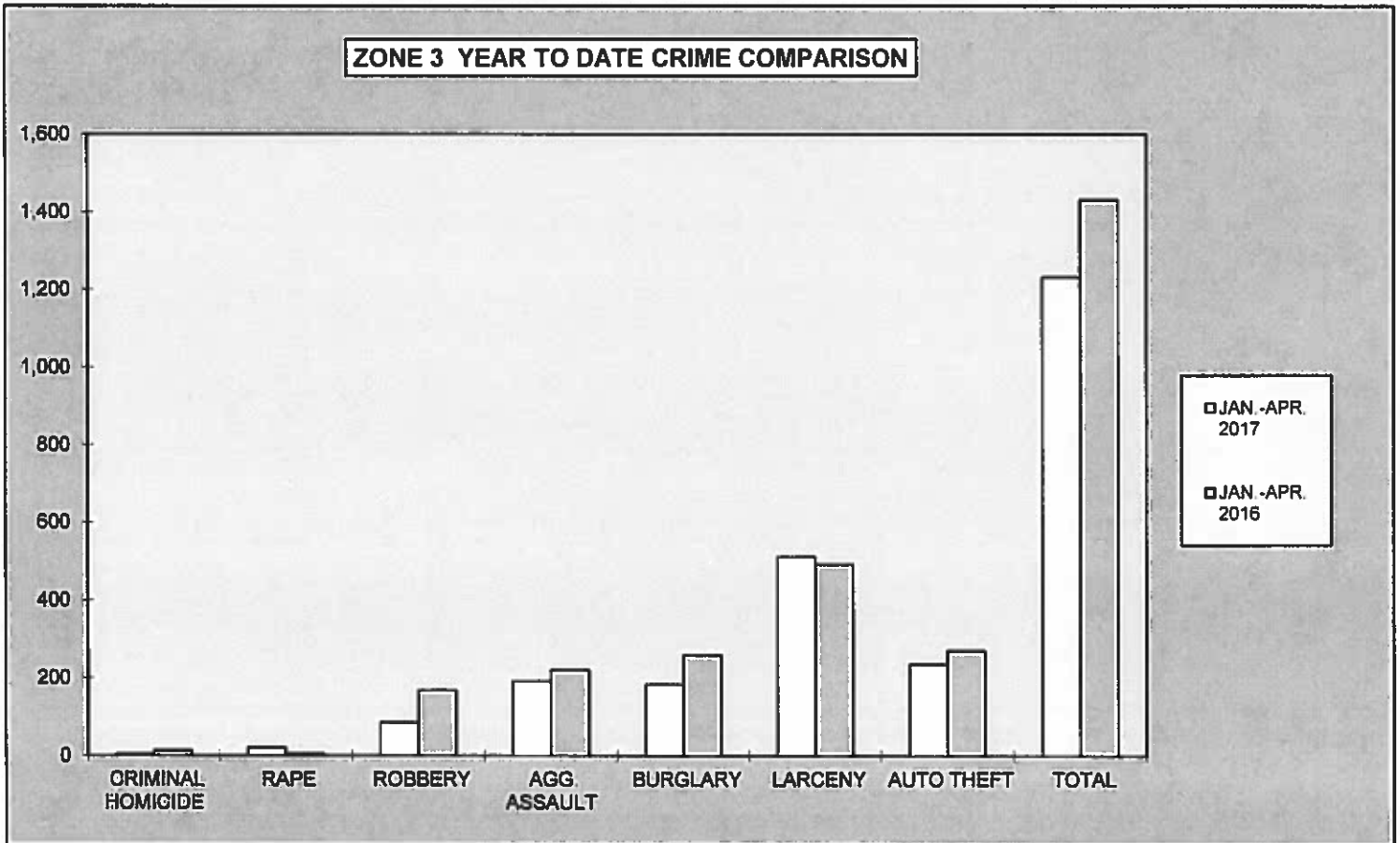
**2017
MONTHLY CRIME COMPARISON**

ZONE 3				
CRIME	APR. 2017	APR. 2016	# DIFFERENCE	% DIFFERENCE
CRIMINAL HOMICIDE	2	4	-2	-50%
RAPE	4	1	3	300%
ROBBERY	29	29	0	0%
AGG. ASSAULT	50	40	10	25%
BURGLARY	34	67	-33	-49%
RESIDENCE	31	55	-24	-44%
NON-RESIDENCE	3	12	-9	-75%
LARCENY	130	116	14	12%
POCKETPICKING	0	0	0	0%
PURSE SNATCHING	4	2	2	100%
SHOPLIFTING	13	14	-1	-7%
FROM MOTOR VEHICLES	58	51	7	14%
MOTOR VEH. PARTS/ACCESSORIES	16	19	-3	-16%
BICYCLES	0	2	-2	-100%
FROM BUILDINGS	16	8	8	100%
FROM COIN OPERATED MACHINES	0	1	-1	-100%
ALL OTHER	23	19	4	21%
AUTO THEFT	52	82	-30	-37%
TOTAL	301	339	-38	-11%



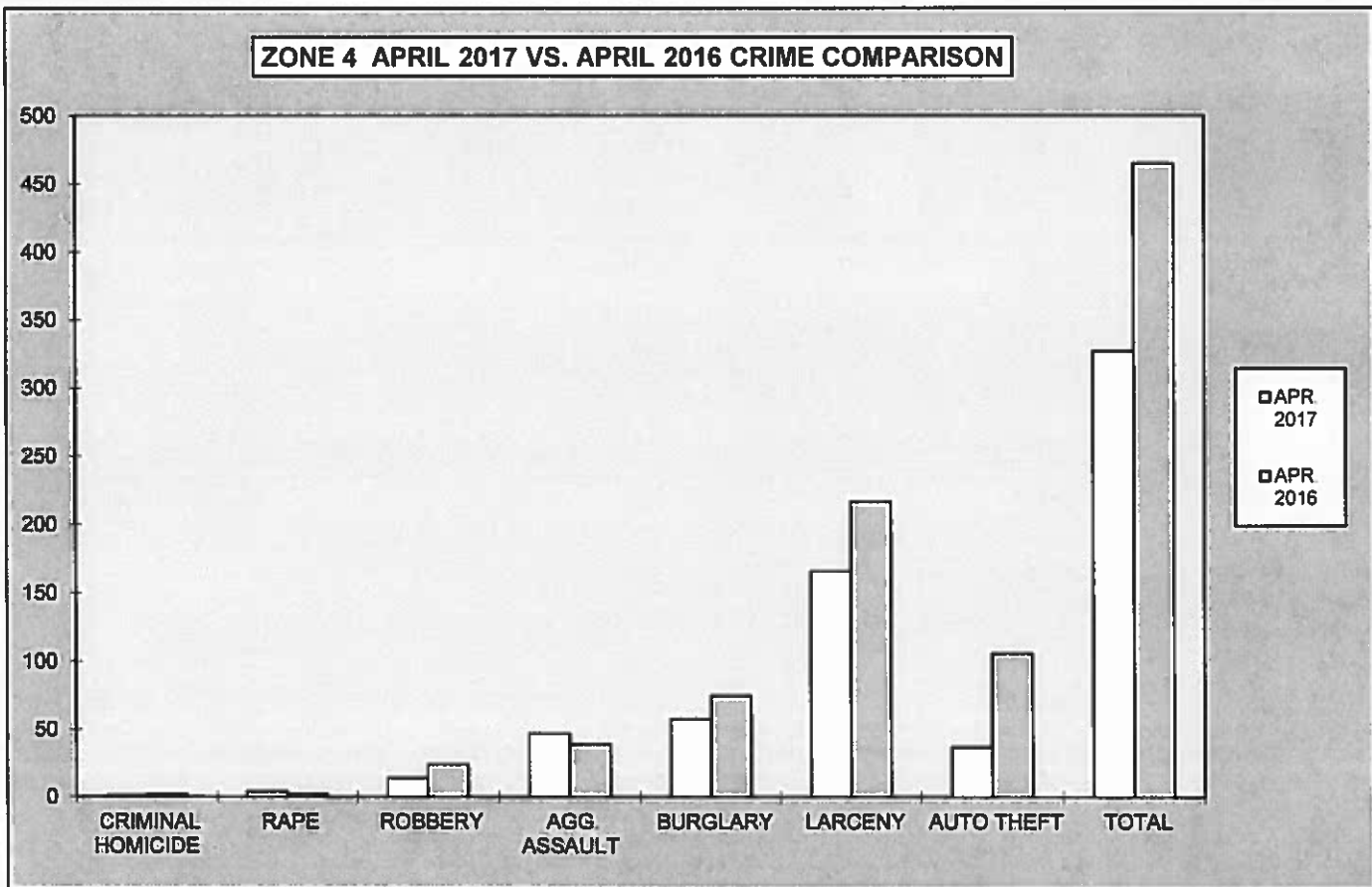
**2017
YEAR TO DATE CRIME COMPARISON**

ZONE 3				
CRIME	JAN.-APR. 2017	JAN.-APR. 2016	# DIFFERENCE	% DIFFERENCE
CRIMINAL HOMICIDE	4	13	-9	-69%
RAPE	20	6	14	233%
ROBBERY	85	168	-83	-49%
AGG. ASSAULT	192	221	-29	-13%
BURGLARY	184	260	-76	-29%
RESIDENCE	153	219	-66	-30%
NON-RESIDENCE	31	41	-10	-24%
LARCENY	512	493	19	4%
POCKETPICKING	1	2	-1	-50%
PURSE SNATCHING	11	13	-2	-15%
SHOPLIFTING	31	69	-38	-55%
FROM MOTOR VEHICLES	268	220	48	22%
MOTOR VEH. PARTS/ACCESSORIES	60	63	-3	-5%
BICYCLES	3	5	-2	-40%
FROM BUILDINGS	44	39	5	13%
FROM COIN OPERATED MACHINES	1	4	-3	-75%
ALL OTHER	93	78	15	19%
AUTO THEFT	236	271	-35	-13%
TOTAL	1,233	1,432	-199	-14%



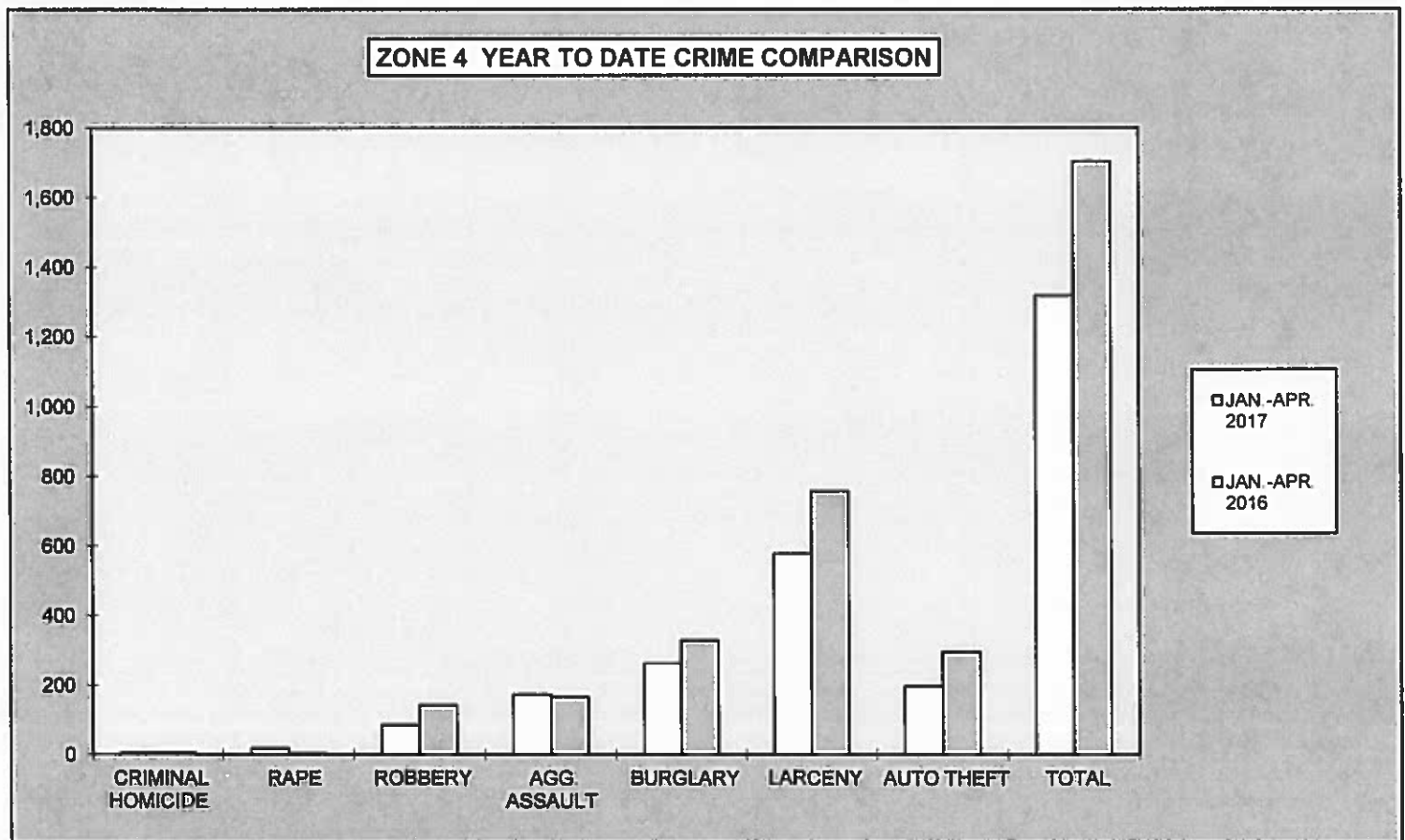
**2017
MONTHLY CRIME COMPARISON**

ZONE 4				
CRIME	APR. 2017	APR. 2016	# DIFFERENCE	% DIFFERENCE
CRIMINAL HOMICIDE	1	2	-1	-50%
RAPE	4	2	2	100%
ROBBERY	14	24	-10	-42%
AGG. ASSAULT	47	39	8	21%
BURGLARY	58	75	-17	-23%
RESIDENCE	47	67	-20	-30%
NON-RESIDENCE	11	8	3	38%
LARCENY	166	217	-51	-24%
POCKETPICKING	1	1	0	0%
PURSE SNATCHING	3	6	-3	-50%
SHOPLIFTING	21	31	-10	-32%
FROM MOTOR VEHICLES	82	114	-32	-28%
MOTOR VEH. PARTS/ACCESSORIES	14	19	-5	-26%
BICYCLES	0	1	-1	-100%
FROM BUILDINGS	12	20	-8	-40%
FROM COIN OPERATED MACHINES	0	3	-3	-100%
ALL OTHER	33	22	11	50%
AUTO THEFT	37	106	-69	-65%
TOTAL	327	465	-138	-30%



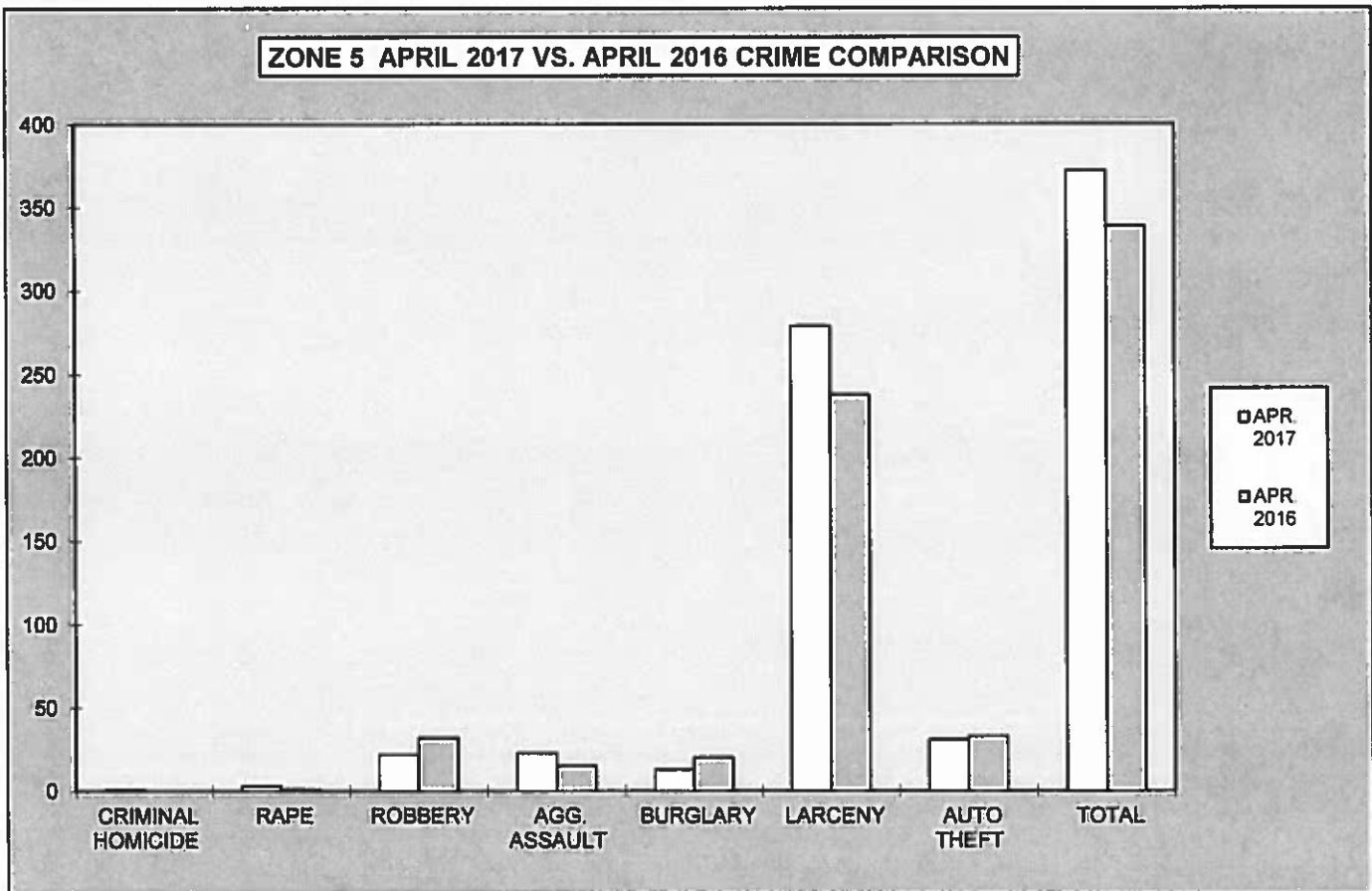
**2017
YEAR TO DATE CRIME COMPARISON**

ZONE 4				
CRIME	JAN.-APR. 2017	JAN.-APR. 2016	# DIFFERENCE	% DIFFERENCE
CRIMINAL HOMICIDE	5	6	-1	-17%
RAPE	17	3	14	467%
ROBBERY	84	142	-58	-41%
AGG. ASSAULT	173	167	6	4%
BURGLARY	263	330	-67	-20%
RESIDENCE	212	280	-68	-24%
NON-RESIDENCE	51	50	1	2%
LARCENY	579	759	-180	-24%
POCKETPICKING	3	8	-5	-63%
PURSE SNATCHING	12	21	-9	-43%
SHOPLIFTING	90	103	-13	-13%
FROM MOTOR VEHICLES	277	392	-115	-29%
MOTOR VEH. PARTS/ACCESSORIES	40	59	-19	-32%
BICYCLES	6	6	0	0%
FROM BUILDINGS	50	59	-9	-15%
FROM COIN OPERATED MACHINES	0	3	-3	-100%
ALL OTHER	101	108	-7	-6%
AUTO THEFT	198	296	-98	-33%
TOTAL	1,319	1,703	-384	-23%



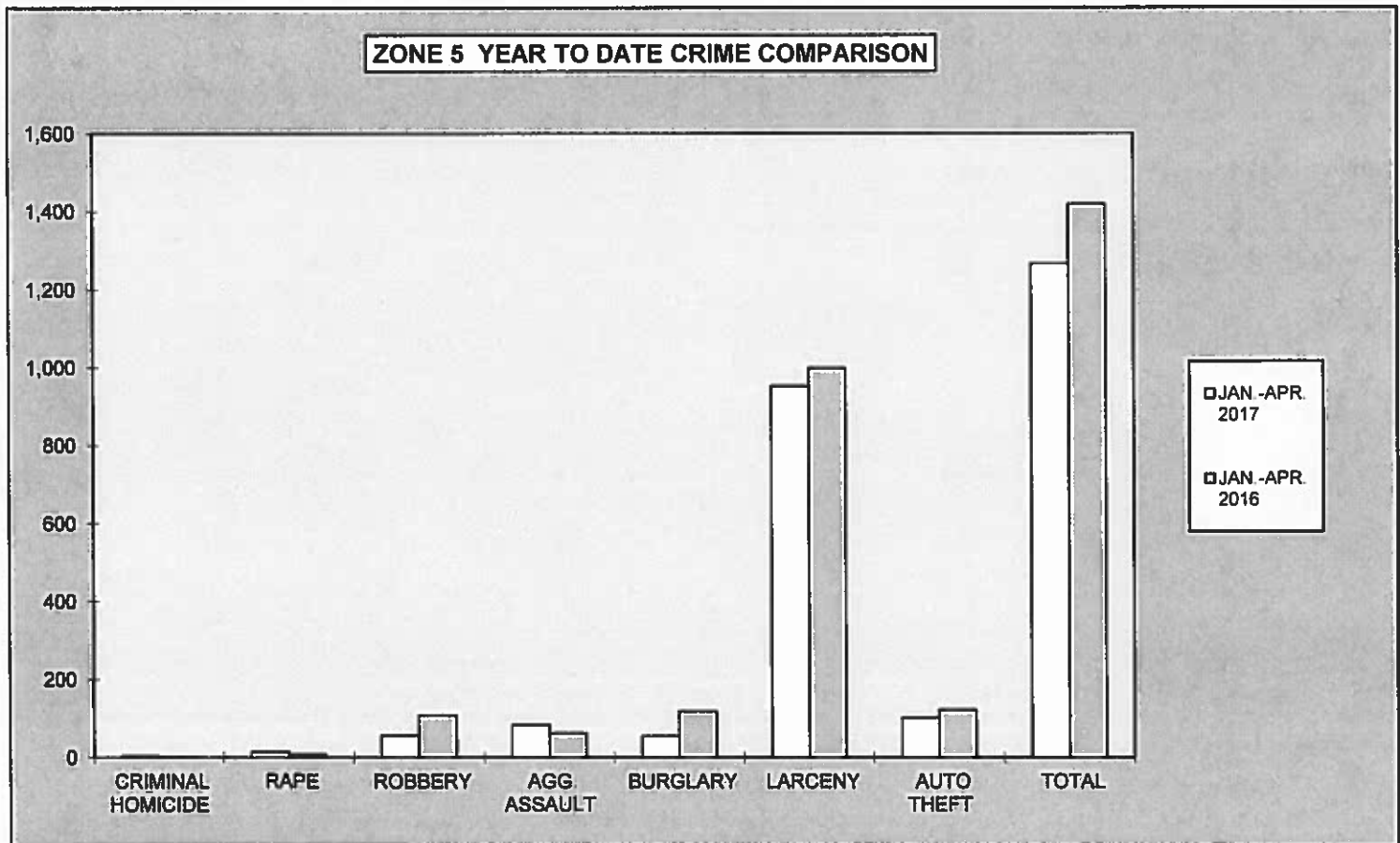
**2017
MONTHLY CRIME COMPARISON**

ZONE 5				
CRIME	APR. 2017	APR. 2016	# DIFFERENCE	% DIFFERENCE
CRIMINAL HOMICIDE	1	0	1	100%
RAPE	3	1	2	200%
ROBBERY	22	32	-10	-31%
AGG. ASSAULT	23	15	8	53%
BURGLARY	13	20	-7	-35%
RESIDENCE	6	12	-6	-50%
NON-RESIDENCE	7	8	-1	-13%
LARCENY	279	238	41	17%
POCKETPICKING	3	1	2	200%
PURSE SNATCHING	7	8	-1	-13%
SHOPLIFTING	18	24	-6	-25%
FROM MOTOR VEHICLES	178	136	42	31%
MOTOR VEH. PARTS/ACCESSORIES	11	14	-3	-21%
BICYCLES	11	7	4	57%
FROM BUILDINGS	35	28	7	25%
FROM COIN OPERATED MACHINES	0	0	0	0%
ALL OTHER	16	20	-4	-20%
AUTO THEFT	31	33	-2	-6%
TOTAL	372	339	33	10%



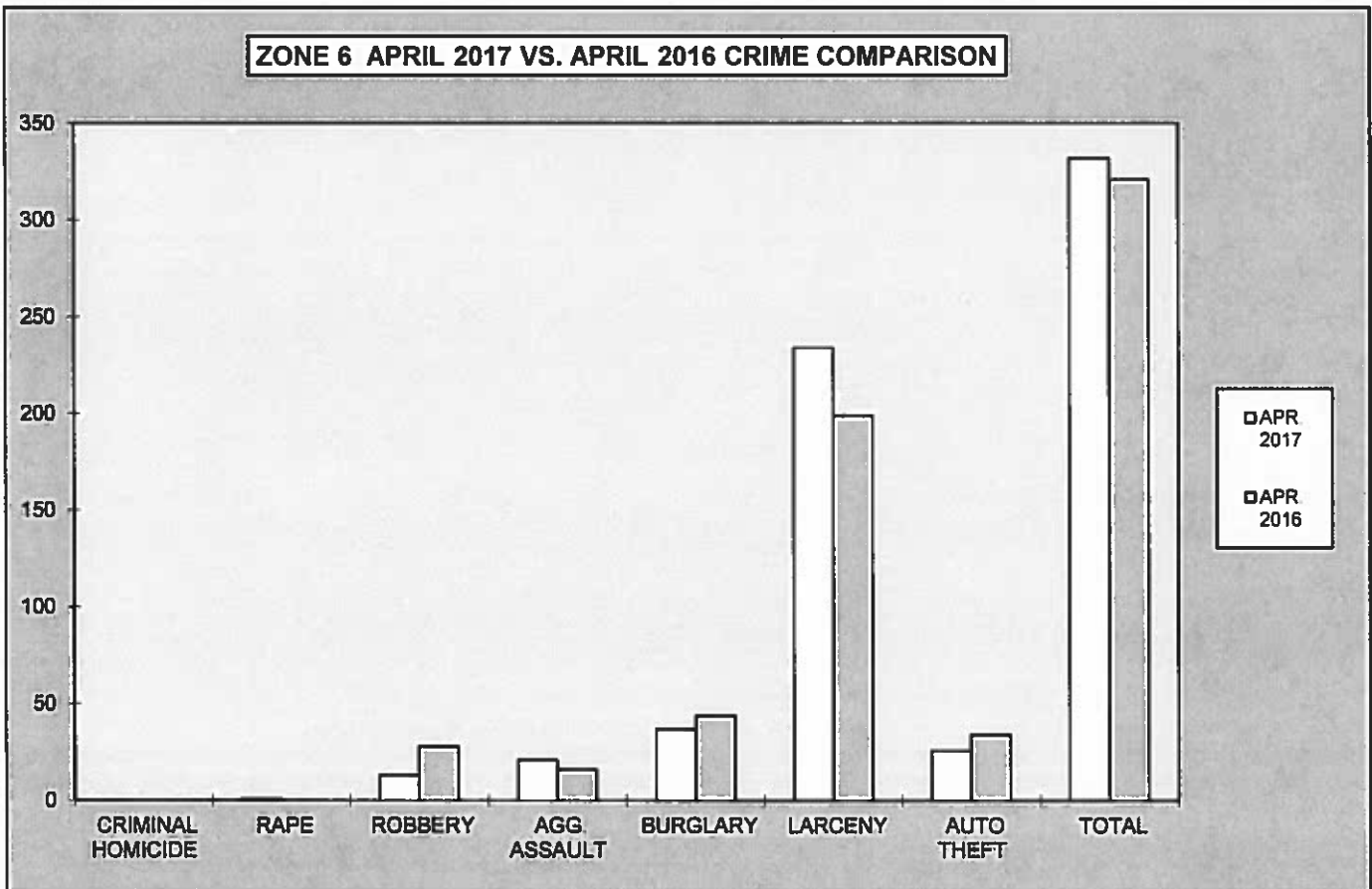
**2017
YEAR TO DATE CRIME COMPARISON**

ZONE 5				
CRIME	JAN.-APR. 2017	JAN.-APR. 2016	# DIFFERENCE	% DIFFERENCE
CRIMINAL HOMICIDE	4	1	3	300%
RAPE	15	8	7	88%
ROBBERY	56	108	-52	-48%
AGG. ASSAULT	83	62	21	34%
BURGLARY	55	119	-64	-54%
RESIDENCE	28	61	-33	-54%
NON-RESIDENCE	27	58	-31	-53%
LARCENY	952	999	-47	-5%
POCKETPICKING	7	7	0	0%
PURSE SNATCHING	17	20	-3	-15%
SHOPLIFTING	83	94	-11	-12%
FROM MOTOR VEHICLES	577	595	-18	-3%
MOTOR VEH. PARTS/ACCESSORIES	26	58	-32	-55%
BICYCLES	20	33	-13	-39%
FROM BUILDINGS	128	110	18	16%
FROM COIN OPERATED MACHINES	0	1	-1	-100%
ALL OTHER	94	81	13	16%
AUTO THEFT	102	122	-20	-16%
TOTAL	1,267	1,419	-152	-11%



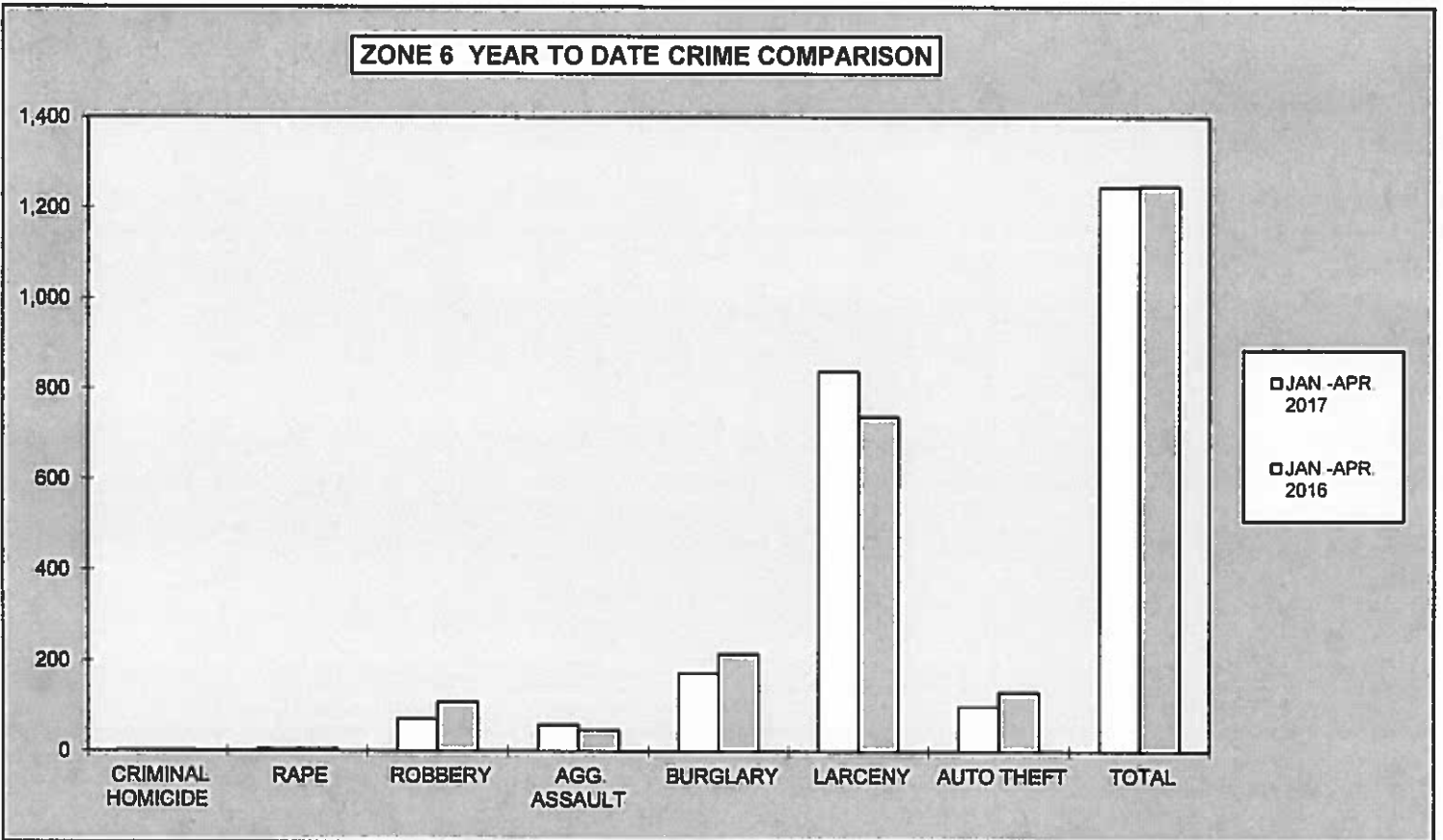
**2017
MONTHLY CRIME COMPARISON**

ZONE 6				
CRIME	APR. 2017	APR. 2016	# DIFFERENCE	% DIFFERENCE
CRIMINAL HOMICIDE	0	0	0	0%
RAPE	1	0	1	100%
ROBBERY	13	28	-15	-54%
AGG. ASSAULT	21	16	5	31%
BURGLARY	37	44	-7	-16%
RESIDENCE	29	29	0	0%
NON-RESIDENCE	8	15	-7	-47%
LARCENY	234	199	35	18%
POCKETPICKING	2	1	1	100%
PURSE SNATCHING	4	3	1	33%
SHOPLIFTING	36	40	-4	-10%
FROM MOTOR VEHICLES	133	98	35	36%
MOTOR VEH. PARTS/ACCESSORIES	3	6	-3	-50%
BICYCLES	9	16	-7	-44%
FROM BUILDINGS	9	16	-7	-44%
FROM COIN OPERATED MACHINES	0	0	0	0%
ALL OTHER	38	19	19	100%
AUTO THEFT	26	34	-8	-24%
TOTAL	332	321	11	3%



**2017
YEAR TO DATE CRIME COMPARISON**

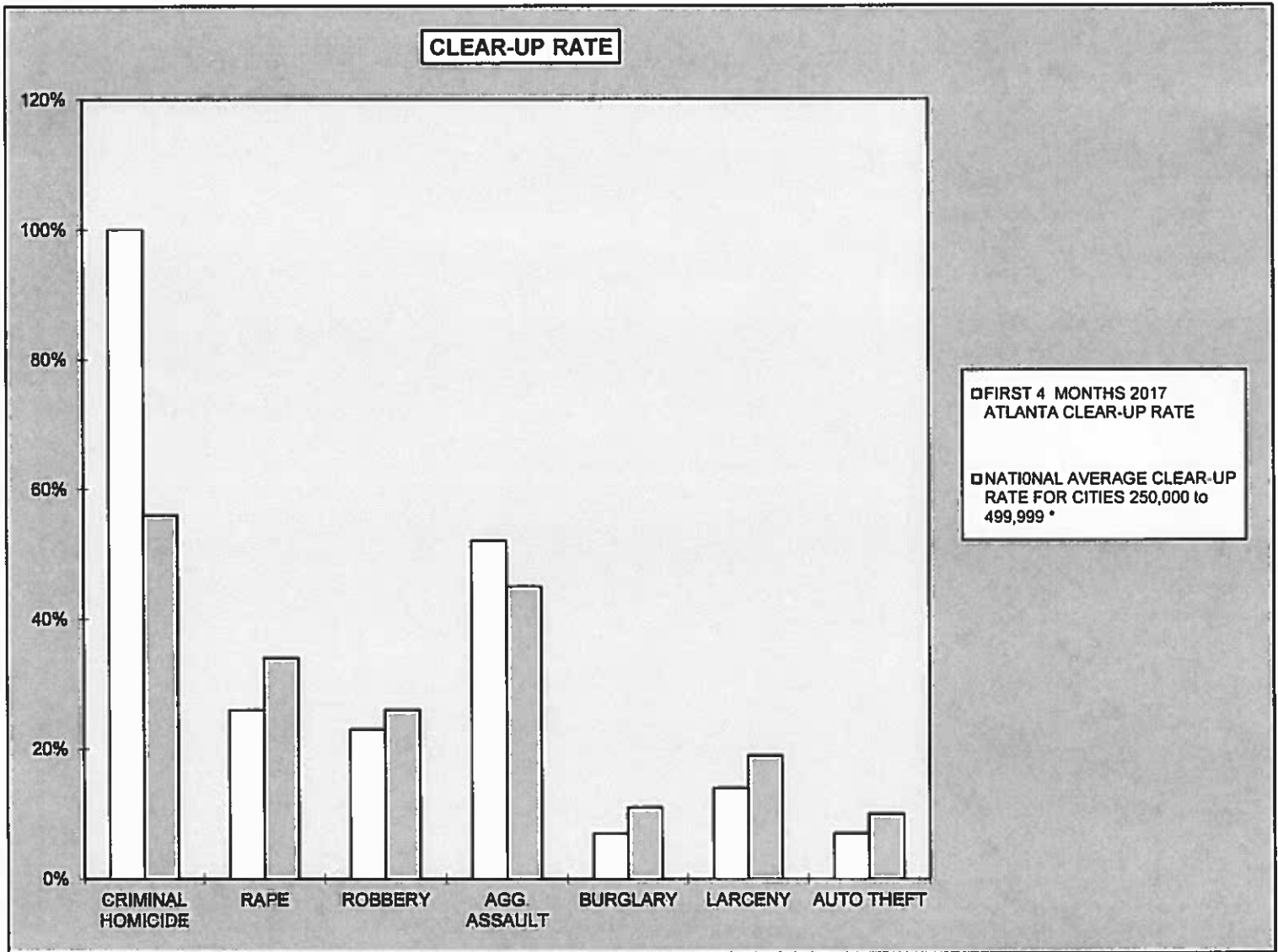
ZONE 6				
CRIME	JAN.-APR. 2017	JAN.-APR. 2016	# DIFFERENCE	% DIFFERENCE
CRIMINAL HOMICIDE	1	1	0	0%
RAPE	4	5	-1	-20%
ROBBERY	71	109	-38	-35%
AGG. ASSAULT	58	47	11	23%
BURGLARY	174	216	-42	-19%
RESIDENCE	132	158	-26	-16%
NON-RESIDENCE	42	58	-16	-28%
LARCENY	838	739	99	13%
POCKETPICKING	4	2	2	100%
PURSE SNATCHING	6	9	-3	-33%
SHOPLIFTING	155	136	19	14%
FROM MOTOR VEHICLES	472	410	62	15%
MOTOR VEH. PARTS/ACCESSORIES	21	36	-15	-42%
BICYCLES	27	33	-6	-18%
FROM BUILDINGS	43	45	-2	-4%
FROM COIN OPERATED MACHINES	1	0	1	100%
ALL OTHER	109	68	41	60%
AUTO THEFT	100	131	-31	-24%
TOTAL	1,246	1,248	-2	0%



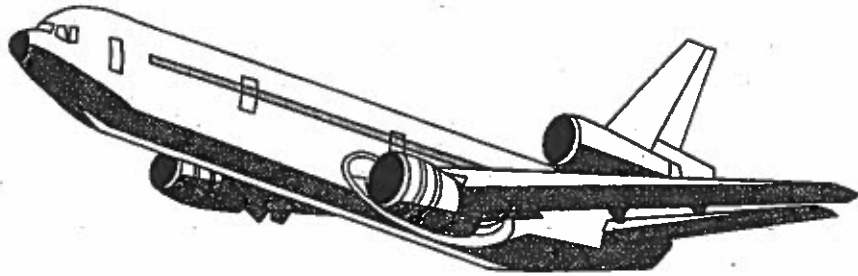
**2017
CRIME COMPARISON
CLEAR-UP RATE**

CRIME	FIRST 4 MONTHS 2017 ATLANTA CLEAR-UP RATE	NATIONAL AVERAGE CLEAR-UP RATE FOR CITIES 250,000 to 499,999 *
CRIMINAL HOMICIDE	100%	56%
RAPE	26%	34%
ROBBERY	23%	26%
AGG. ASSAULT	52%	45%
BURGLARY	7%	11%
LARCENY	14%	19%
AUTO THEFT	7%	10%

* National Average for Cities 250,000 to 499,999 Based on Latest Annual (2015) FBI Uniform Crime Report



APD



The Atlanta Airport
UNIFORM CRIME REPORTING



APRIL 2017

SUPPORT SERVICES DIVISION
INFORMATION SERVICES SECTION

RETURN A - MONTHLY RETURN OF OFFENSES KNOWN TO THE POLICE

1-720b (Rev. 8-30-94)
OMB No. 1110-0001

This report is authorized by law Title 28, Section 534, U. S. Code. While you are not required to respond, your cooperation in forwarding this report by the 7th day after the close of the month to Uniform Crime Reports, Federal Bureau of Investigation, Washington, D.C. 20535, will assist in compiling comprehensive, accurate national crime figures on a timely basis.

1	2	3	4	5	6	
CLASSIFICATION OF OFFENSES	DATE	OFFENSES REPORTED OR KNOWN TO POLICE (INCLUDE "UNFOUNDED" AND ATTEMPTS)	UNFOUNDED, I.E., FALSE OR BASELESS COMPLAINTS	NUMBER OF ACTUAL DEFENSES (COLUMN 2 MINUS COLUMN 3) INCLUDE ATTEMPTS	TOTAL OFFENSES CLEARED BY ARREST OR EXCEPTIONAL MEANS (INCLUDES COL. 6)	NUMBER OF CLEARANCES INVOLVING ONLY PERSONS UNDER 18 YEARS OF AGE
1. CRIMINAL HOMICIDE						
a. MURDER AND NONNEGLIGENT HOMICIDE	11	0	0	0	0	0
b. MANSLAUGHTER BY NEGLIGENCE	12					
2. FORCIBLE RAPE TOTAL	20	0	0	0	0	0
a. Rape by Force	21	0	0	0	0	0
b. Attempts to commit Forcible Rape	22	0	0	0	0	0
3. ROBBERY TOTAL	30	0	0	0	0	0
a. Firearm	31	0	0	0	0	0
b. Knife or Cutting Instrument	32	0	0	0	0	0
c. Other Dangerous Weapon	33	0	0	0	0	0
d. Strong-Arm (Hands, Fists, Feet, etc.)	34	0	0	0	0	0
4. ASSAULT TOTAL	40	7	0	7	4	0
a. Firearm	41	0	0	0	0	0
b. Knife or cutting instrument	42	0	0	0	0	0
c. Other Dangerous Weapon	43	0	0	0	0	0
d. Strong-Arm	44	1	0	1	0	0
e. Other Assaults - Simple, Not Aggravated	45	6	0	6	4	0
5. BURGLARY TOTAL	50	0	0	0	0	0
a. Forcible Entry	51	0	0	0	0	0
b. Unlawful Entry - No Force	52	0	0	0	0	0
c. Attempted Forcible Entry	53	0	0	0	0	0
6. LARCENY THEFT TOTAL (except Motor Vehicle Theft)	60	24	0	24	0	0
7. MOTOR VEHICLE THEFT TOTAL	70	8	0	8	4	0
a. Autos	71	8	0	8	4	0
b. Trucks and Buses	72	0	0	0	0	0
c. Other Vehicles	73	0	0	0	0	0
GRAND TOTAL	77	39	0	39	8	0

CHECKING ANY OF THE APPROPRIATE BLOCKS BELOW WILL ELIMINATE YOUR NEED TO SUBMIT REPORTS WHEN THE VALUES ARE ZERO. THIS WILL ALSO AID THE NATIONAL PROGRAM IN ITS QUALITY CONTROL EFFORTS.

- NO SUPPLEMENTARY HOMICIDE REPORT SUBMITTED SINCE NO MURDERS, JUSTIFIABLE HOMICIDES, OR MANSLAUGHTER BY NEGLIGENCE OCCURRED IN THIS JURISDICTION DURING THE MONTH.
- NO SUPPLEMENT TO RETURN A REPORT SINCE NO CRIME OFFENSES OR RECOVERY OF PROPERTY REPORTED DURING THE MONTH.
- NO LAW ENFORCEMENT OFFICERS KILLED OR ASSAULTED REPORT SINCE NONE OF THE OFFICERS WERE ASSAULTED OR KILLED DURING THE MONTH.

- NO AGE, SEX, AND RACE OF PERSONS ARRESTED UNDER 18 YEARS OF AGE REPORT SINCE NO ARRESTS OF PERSONS WITHIN THIS AGE GROUP.
- NO AGE, SEX, AND RACE OF PERSONS ARRESTED 18 YEARS OF AGE AND OVER REPORT SINCE NO ARRESTS OF PERSONS WITHIN THIS AGE GROUP.
- NO MONTHLY RETURN OF ARSON OFFENSES KNOWN TO LAW ENFORCEMENT REPORT SINCE NO ARSONS OCCURRED.

DO NOT USE THIS SPACE

	INITIALS
RECORDED	
EDITED	
ENTERED	
ADJUSTED	
CHECKS	

* TOTALS INCLUDE PREVIOUS OFFENSES

APRIL 2017

Month and Year of Report

GA 060240X

Agency Identifier

MAY 12, 2017

Date

ATLANTA AIRPORT POLICE - GEORGIA

Agency and State

[Signature] LIEUTENANT
Prepared By: *[Signature]* CHIEF

Title

CHIEF

Chief, Commissioner, Sheriff, or Superintendent

PROPERTY STOLEN BY CLASSIFICATION

CLASSIFICATION	DATA ENTRY	Number of Actual (Column 4)	Offenses Return A)	Monetary Value of Property Stolen
1. MURDER AND NONNEGLIGENT MANSLAUGHTER	12		0	\$ 0.00
2. FORCIBLE RAPE	20		0	\$ 0.00
3. ROBBERY				
(a) HIGHWAY (streets, alleys, etc.)	31		0	0.00
(b) COMMERCIAL HOUSE (except c, d, and f)	32		0	0.00
(c) GAS OR SERVICE STATION	33		0	0.00
(d) CONVENIENCE STORE	34		0	0.00
(e) RESIDENCE (anywhere on premises)	35		0	0.00
(f) BANK	36		0	0.00
(g) MISCELLANEOUS	37		0	0.00
TOTAL ROBBERY	30		0	\$ 0.00
5. BURGLARY - BREAKING OR ENTERING				
(a) RESIDENCE (dwelling)				
(1) NIGHT (6 p.m. - 6 a.m.)	51		0	0.00
(2) DAY (6 a.m. - 6 p.m.)	52		0	0.00
(3) UNKNOWN	53		0	0.00
(b) NON-RESIDENCE (store, office, etc.)				
(1) NIGHT (6 p.m. - 6 a.m.)	54		0	0.00
(2) DAY (6 a.m. - 6 p.m.)	55		0	0.00
(3) UNKNOWN	56		0	0.00
TOTAL BURGLARY	50		0	\$ 0.00
6. LARCENY - THEFT (Except Motor Vehicle Theft)				
(a) \$200 AND OVER	61		10	16,808.00
(b) \$50 TO \$200	62		1	155.00
(c) UNDER \$50	63		13	94.00
TOTAL LARCENY (Same as Item 6X)	60		24	\$ 17,057.00
7. MOTOR VEHICLE THEFT (Include Alleged Joy Ride)	70		8	\$ 84,002.00
GRAND TOTAL - ALL ITEMS	77			\$ 101,059.00
ADDITIONAL ANALYSIS OF LARCENY AND MOTOR VEHICLE THEFT				
6X. NATURE OF LARCENIES UNDER ITEM 6				
(a) POCKET-PICKING	81		0	0.00
(b) PURSE-SNATCHING	82		0	0.00
(c) SHOPLIFTING	83		2	33.00
(d) FROM MOTOR VEHICLES (except e)	84		2	565.00
(e) MOTOR VEHICLE PARTS AND ACCESSORIES	85		1	0.00
(f) BICYCLES	86		0	0.00
(g) FROM BUILDING (except c and h)	87		3	200.00
(h) FROM ANY COIN-OPERATED MACHINES (parking meters, etc.)	88		0	0.00
(i) ALL OTHER	89		16	16,259.00
TOTAL LARCENIES (Same as Item 6)	80		24	\$ 17,057.00
7X. MOTOR VEHICLES RECOVERED				
(a) STOLEN LOCALLY AND RECOVERED LOCALLY	91		2	
(b) STOLEN LOCALLY AND RECOVERED BY OTHER JURISDICTIONS	92		1	
(c) TOTAL LOCALLY STOLEN MOTOR VEHICLES RECOVERED (a & b)	93		3	
(d) STOLEN IN OTHER JURISDICTIONS AND RECOVERED LOCALLY	90		5	

**SUPPLEMENT TO RETURN A
MONTHLY RETURN OF OFFENSES KNOWN TO THE POLICE**

1-706 (Rev.8-30-94)
Form Approved
OMB No. 1110-0007

This report is authorized by law, Title 28, Section 534, U. S. Code. While you are not required to respond, your cooperation in submitting this report with the Return A will assist the FBI in compiling comprehensive, accurate figures on a timely basis.

This form deals with the nature of crime and the monetary value of property stolen and recovered. The total offenses recorded on the form should be the same as the number of actual offenses listed in Column 4 of the Return A for each crime class. Include attempted crimes on this form, but do not include unfounded offenses. If you cannot complete the report in all areas, please record as much information as is available. Tally sheets will be sent upon request.

PROPERTY BY TYPE AND VALUE

Type of Property (1)	Data Entry	Monetary Value of Property Stolen in Your Jurisdiction	
		Stolen (2)	Recovered (3)
(A) Currency, Notes, Etc.	01	\$ 745.00	\$ 0.00
(B) Jewelry and Precious Metals	02	2,050.00	0.00
(C) Clothing and Furs	03	8,650.00	0.00
(D) Locally Stolen Motor Vehicles	04	84,002.00	70,000.00
(E) Office Equipment	05	0.00	0.00
(F) Televisions, Radios, Stereos, Etc.	06	4,599.00	0.00
(G) Firearms	07	300.00	0.00
(H) Household Goods	08	0.00	0.00
(I) Consumable Goods	09	33.00	0.00
(J) Livestock	10	0.00	0.00
(K) Miscellaneous	11	680.00	0.00
TOTAL	00	\$ 101,059.00	\$ 70,000.00

The total of this column should agree with the Grand Total (DATA ENTRY 77) shown on page 2.

Include in this column all property recovered even though stolen in prior months. The above is an accounting for only that property stolen in your jurisdiction. This will include property recovered for you by other jurisdictions, but not property you recover for them.

MAY 12, 2017
DATE

[Signature] LIEUTENANT
PREPARED BY TITLE

[Signature] CHIEF
CHIEF, COMMISSIONER, SHERIFF OR SUPERINTENDENT

APRIL 2017
Month and Year of Report

GA 060240X
Agency Identifier

ATLANTA AIRPORT POLICE - GEORGIA
Agency and State

**ATLANTA AIRPORT POLICE
AGE, SEX, AND RACE OF PERSONS ARRESTED
17 YEARS OF AGE AND OVER**

CLASSIFICATION OF OFFENSES	SEX	AGE OF PERSON ARRESTED											TOTAL	RACE				ETHNIC												
		17	18	19	20	21	22	23	24	30	35	40		45	50	55	60	65	UP	White	Black	Native Amer.	Asian/Pacific	Whi. Hispanic	Blck Hispanic					
Murder/Nonnegligent Manslaughter	M																													
	F																													
Manslaughter by Negligence	M																													
	F																													
Forcible Rape	M																													
	F																													
Robbery	M																													
	F																													
Aggravated Assault	M																													
	F																													
Burglary- Breaking or Entering	M																													
	F																													
Larceny - Theft (except Motor Vehicle Theft)	M																													
	F																													
Motor Vehicle Theft	M		1				2																							
	F												1																	
Other Assaults	M				1																									
	F																													
Arson	M																													
	F																													
Forgery and Counterfeiting	M											1																		
	F																													
Fraud	M																													
	F																													
Embezzlement	M																													
	F																													
Stolen Property: Buying, Receiving, Possessing	M																													
	F																													
Vandalism	M																													
	F																													
Weapons	M								1								1													
	F																													
TOTAL																														

ATLANTA AIRPORT POLICE
AGE, SEX, AND RACE OF PERSONS ARRESTED
17 YEARS OF AGE AND OVER

MONTH APRIL

YEAR 2017

CLASSIFICATION OF OFFENSES	SEX	AGE OF PERSON ARRESTED												TOTAL	RACE				ETHNIC																											
		17	18	19	20	21	22	23	24	30	35	40	45		50	55	60	65	White	Black	Native Amer.	Asian/Pacific	Whi. Hispanic	Blck Hispanic																						
		17	18	19	20	21	22	23	24	29	34	39	44		49	54	59	64	UP																											
16 Prostitution and Commercialized Vice	M																																													
	F																																													
17 Sex Offenses (except Rape and Prostitution)	M																																													
	F																																													
18 Drug Abuse Violations Grand Total	M	0	0	0	1	0	0	0	0	0	0	0	0	0	0	0	0	0	0	0	0	0	0	0	0	0	0	0	0	0	0	0	0	0	0	0	0	0	0	0	0	0	0			
	F	0	0	0	0	0	0	0	0	0	0	0	0	0	0	0	0	0	0	0	0	0	0	0	0	0	0	0	0	0	0	0	0	0	0	0	0	0	0	0	0	0	0	0		
180 (1) Sale/Manufacturing Subtotal	M	0	0	0	0	0	0	0	0	0	0	0	0	0	0	0	0	0	0	0	0	0	0	0	0	0	0	0	0	0	0	0	0	0	0	0	0	0	0	0	0	0	0	0		
	F	0	0	0	0	0	0	0	0	0	0	0	0	0	0	0	0	0	0	0	0	0	0	0	0	0	0	0	0	0	0	0	0	0	0	0	0	0	0	0	0	0	0	0		
a Opium or Cocaine and their derivatives	M																																													
	F																																													
b Marijuana	M																																													
	F																																													
c Synthetic Narcotics	M																																													
	F																																													
d Other Dangerous Non-Narcotic Drugs	M																																													
	F																																													
185 (2) Possession Subtotal	M	0	0	0	1	0	0	0	0	0	0	0	0	0	0	0	0	0	0	0	0	0	0	0	0	0	0	0	0	0	0	0	0	0	0	0	0	0	0	0	0	0	0	0		
	F	0	0	0	0	0	0	0	0	0	0	0	0	0	0	0	0	0	0	0	0	0	0	0	0	0	0	0	0	0	0	0	0	0	0	0	0	0	0	0	0	0	0	0	0	
e Opium or Cocaine and their derivatives	M																																													
	F																																													
f Marijuana	M				1																																									
	F																																													
g Synthetic Narcotics	M																																													
	F																																													
h Other Dangerous Non-Narcotic Drugs	M																																													
	F																																													
19 Gambling Total	M	0	0	0	0	0	0	0	0	0	0	0	0	0	0	0	0	0	0	0	0	0	0	0	0	0	0	0	0	0	0	0	0	0	0	0	0	0	0	0	0	0	0	0		
	F	0	0	0	0	0	0	0	0	0	0	0	0	0	0	0	0	0	0	0	0	0	0	0	0	0	0	0	0	0	0	0	0	0	0	0	0	0	0	0	0	0	0	0		
a Bookmaking	M																																													
	F																																													
b Numbers and Lottery	M																																													
	F																																													

ATLANTA AIRPORT POLICE
AGE, SEX, AND RACE OF PERSONS ARRESTED
17 YEARS OF AGE AND OVER

MONTH APRIL

YEAR 2017

CLASSIFICATION OF OFFENSES	SEX	AGE OF PERSON ARRESTED											TOTAL	RACE				ETHNIC							
		17	18	19	20	21	22	23	24	30	35	40		45	50	55	60	65	UP	White	Black	Native Amer.	Asian/Pacific	Whi. Hispanic	Blck Hispanic
All Other Gambling	M																	0							
	F																	0							
Offenses Against Family And Children	M																0								
	F																0								
Driving Under the Influence	M																0								
	F																0								
Liquor Laws	M																0								
	F																0								
Drunkness	M																0								
	F																0								
Disorderly Conduct	M									1							1								
	F									1							2								
Vagrancy	M																1								
	F																0								
All Other Offenses (except Traffic)	M				1	3	9	6	4	16	19	10	9	5	5	87	22	87		4					
	F				4	10	2	3	1	2	3	1	3	1	26	22	87								
Suspicion	M															0									
	F															0									
TOTAL		0	1	0	2	0	3	5	18	23	9	24	22	16	13	9	7	152	40	108	0	4	0	0	

-36b-

APRIL 2017
Month and Year of Report

GA 060240X
Agency Identifier

MAY 12, 2017
Date

Prepared By: L. SHIELDS
Title: LIEUTENANT
CHIEF, Commissioner, Sheriff, or Superintendent

ATLANTA AIRPORT POLICE - GEORGIA
Agency and State

ATLANTA AIRPORT POLICE
 AGE, SEX, AND RACE OF PERSONS ARRESTED
 16 YEARS OF AGE AND UNDER

MONTH APRIL

YEAR 2017

CLASSIFICATION OF OFFENSES	SEX	AGE						RACE					ETHNIC		
		09	1012	1314	15	16	TOTAL	White	Black	Native Amer.	Asian/Pacific	Whi. Hispanic	Blck Hispanic		
Murder/Nonnegligent Manslaughter	M						0								
	F						0								
Manslaughter by Negligence	M						0								
	F						0								
Forcible Rape	M						0								
	F						0								
Robbery	M						0								
	F						0								
Aggravated Assault	M						0								
	F						0								
Burglary - Breaking or Entering	M						0								
	F						0								
Larceny - Theft (except Motor Vehicle Theft)	M						0								
	F						0								
Motor Vehicle Theft	M						0								
	F						0								
Other Assaults	M						0								
	F						0								
Arson	M						0								
	F						0								
Forgery and Counterfeiting	M						0								
	F						0								
Fraud	M						0								
	F						0								
Embezzlement	M						0								
	F						0								
Stolen Property; Buying, Receiving, Possessing	M						0								
	F						0								
Vandalism	M						0								
	F						0								
Weapons	M						0								
	F						0								
Prostitution and Commercialized Vice	M						0								
	F						0								

ATLANTA AIRPORT POLICE
AGE, SEX, AND RACE OF PERSONS ARRESTED
16 YEARS OF AGE AND UNDER

MONTH APRIL

YEAR 2017

CLASSIFICATION OF OFFENSES	SEX	AGE						TOTAL	RACE				ETHNIC					
		0 9		10 12		13 14			15		16		White	Black	Native Amer.	Asian/Pacific	Whl. Hispanic	Blck Hispanic
		0	9	10	12	13	14		15	16								
17 Sex Offenses (except Rape and Prostitution)	M																	
	F																	
18 Drug Abuse Violations	M	0	0	0	0	0	0	0	0	0	0	0	0	0	0	0	0	
	F	0	0	0	0	0	0	0	0	0	0	0	0	0	0	0	0	
180 (1) Sale/Manufacturing Subtotal	M	0	0	0	0	0	0	0	0	0	0	0	0	0	0	0	0	
	F	0	0	0	0	0	0	0	0	0	0	0	0	0	0	0	0	
a Opium or Cocaine and their Derivatives	M																	
	F																	
b Marijuana	M																	
	F																	
c Synthetic Narcotics	M																	
	F																	
d Other Dangerous Non-Narcotic Drugs	M																	
	F																	
185 (2) Possession Subtotal	M	0	0	0	0	0	0	0	0	0	0	0	0	0	0	0	0	
	F	0	0	0	0	0	0	0	0	0	0	0	0	0	0	0	0	
e Opium or Cocaine and their Derivatives	M																	
	F																	
f Marijuana	M																	
	F																	
g Synthetic Narcotics	M																	
	F																	
h Other Dangerous Non-Narcotic Drugs	M																	
	F																	
19 Gambling Total	M	0	0	0	0	0	0	0	0	0	0	0	0	0	0	0	0	
	F	0	0	0	0	0	0	0	0	0	0	0	0	0	0	0	0	
a Bookmaking	M																	
	F																	
b Numbers and Lottery	M																	
	F																	
c All Other Gambling	M																	
	F																	
20 Offenses Against Family and Children	M																	
	F																	

ATLANTA AIRPORT POLICE
 AGE, SEX, AND RACE OF PERSONS ARRESTED
 16 YEARS OF AGE AND UNDER

MONTH APRIL

YEAR 2017

CLASSIFICATION OF OFFENSES	SEX	AGE							RACE					ETHNIC		
		0 9		10 12		13 14		15 16		TOTAL	White	Black	Native Amer.	Asian/Pacific	Whl. Hispanic	Blck Hispanic
Driving Under the Influence	M															
	F															
Liquor Laws	M															
	F															
Drunkenness	M															
	F															
Disorderly Conduct	M															
	F															
Vagrancy	M															
	F															
All Other Offenses (except Traffic)	M															
	F															
Suspicion	M															
	F															
Curfew and Loitering	M															
	F															
Run-Aways	M															
	F															
Total		0	0	0	0	0	0	0	0	0	0	0	0	0	0	0

APRIL 2017

Month and Year of Report

GA 060240X

Agency Identifier

MAY 12, 2017

Date

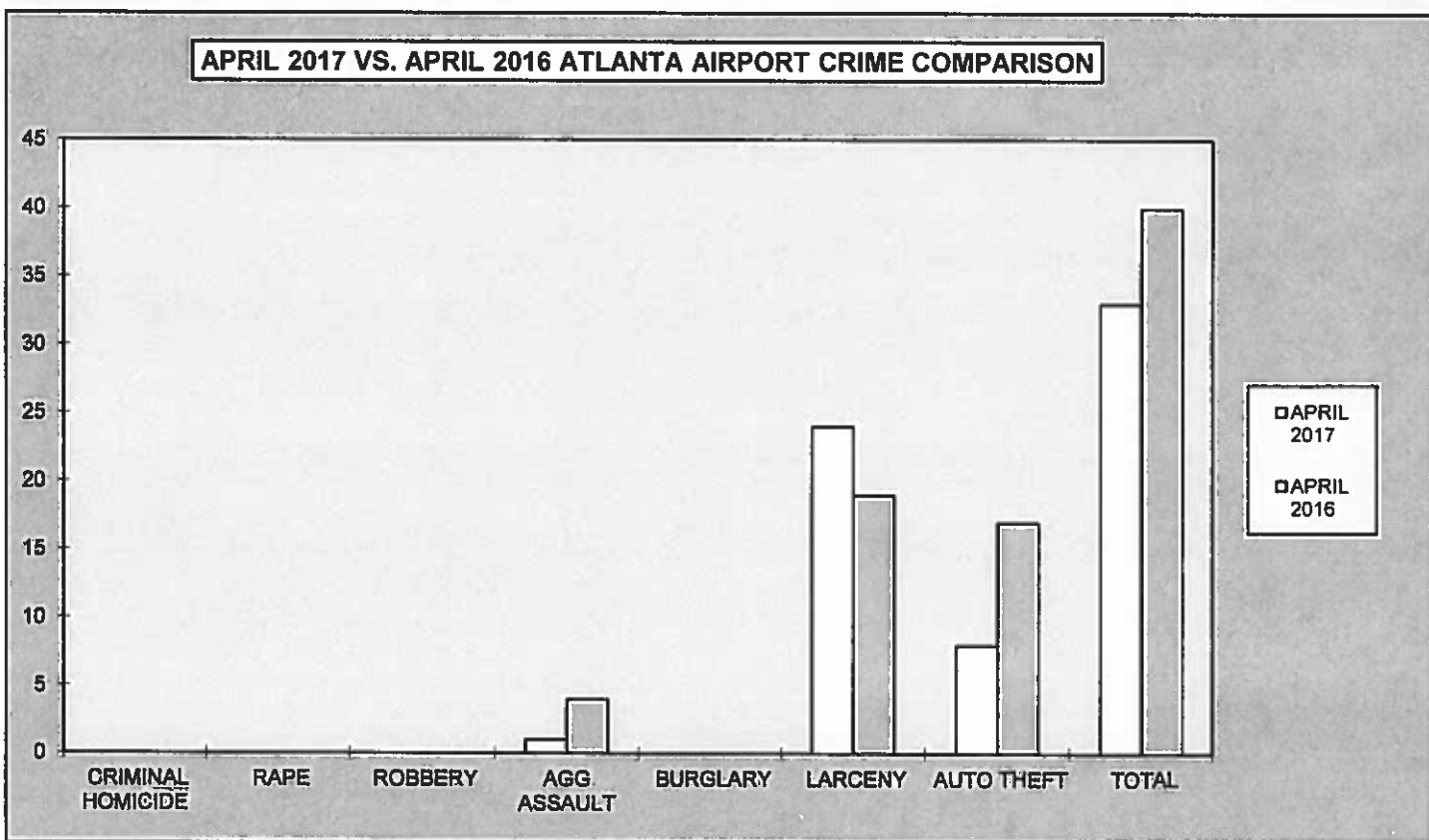
[Signature]
 Prepared By LIEUTENANT

[Signature]
 Chief, Commissioner, Sheriff, or Superintendent CHIEF

ATLANTA AIRPORT POLICE - GEORGIA
 Agency and State

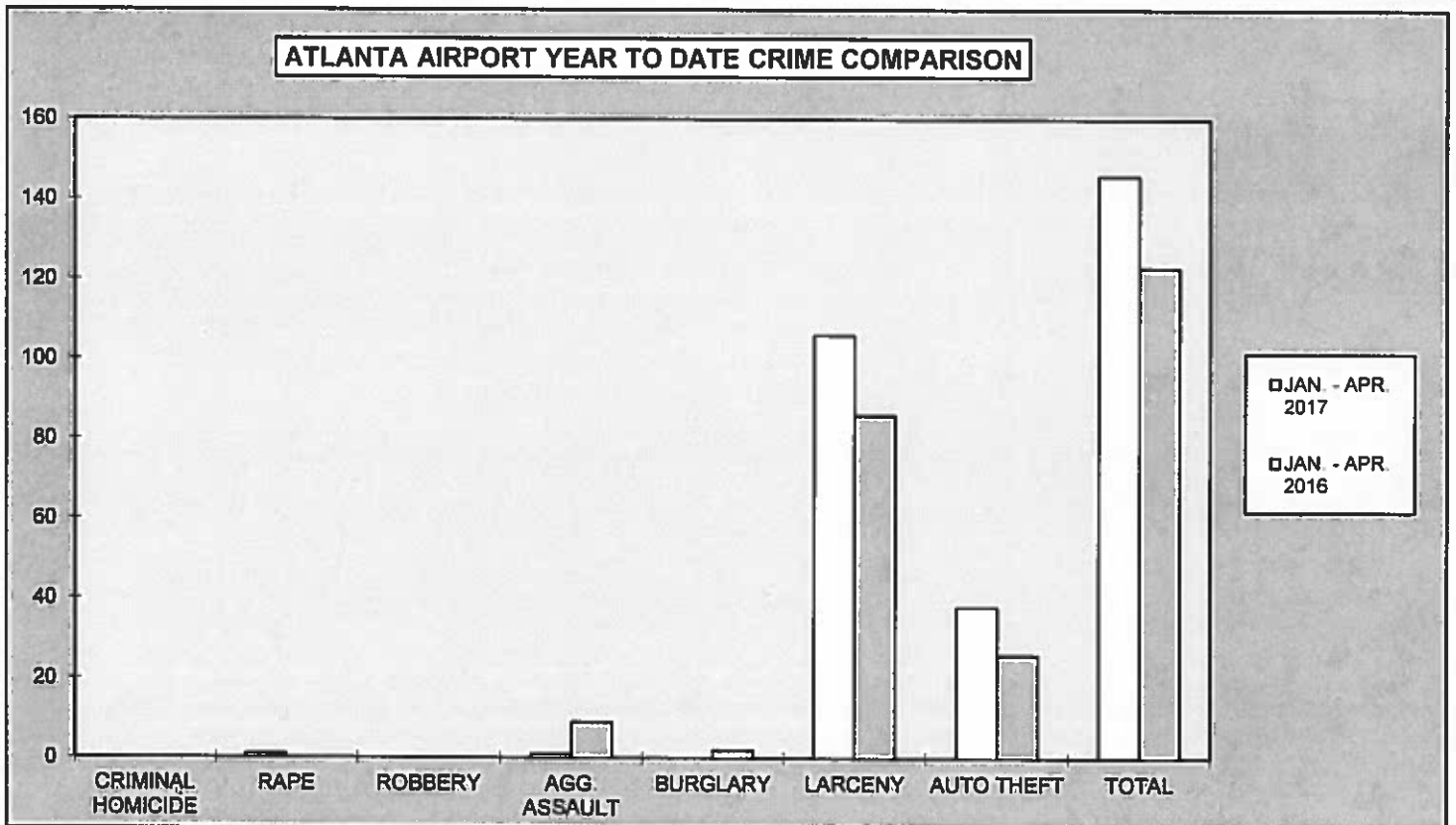
**2017
ATLANTA AIRPORT
MONTHLY CRIME COMPARISON**

CRIME	APRIL 2017	APRIL 2016	# DIFFERENCE	% DIFFERENCE
CRIMINAL HOMICIDE	0	0	0	0%
RAPE	0	0	0	0%
ROBBERY	0	0	0	0%
AGG. ASSAULT	1	4	-3	-75%
BURGLARY	0	0	0	0%
RESIDENCE	0	0	0	0%
NON-RESIDENCE	0	0	0	0%
LARCENY	24	19	5	26%
POCKETPICKING	0	0	0	0%
PURSE SNATCHING	0	2	-2	-100%
SHOPLIFTING	2	0	2	100%
FROM MOTOR VEHICLES	2	5	-3	-60%
MOTOR VEH. PARTS/ACCESSORIES	1	0	1	100%
BICYCLES	0	0	0	0%
FROM BUILDINGS	3	6	-3	-50%
FROM COIN OPERATED MACHINES	0	0	0	0%
ALL OTHER	16	6	10	167%
AUTO THEFT	8	17	-9	-53%
TOTAL	33	40	-7	-18%



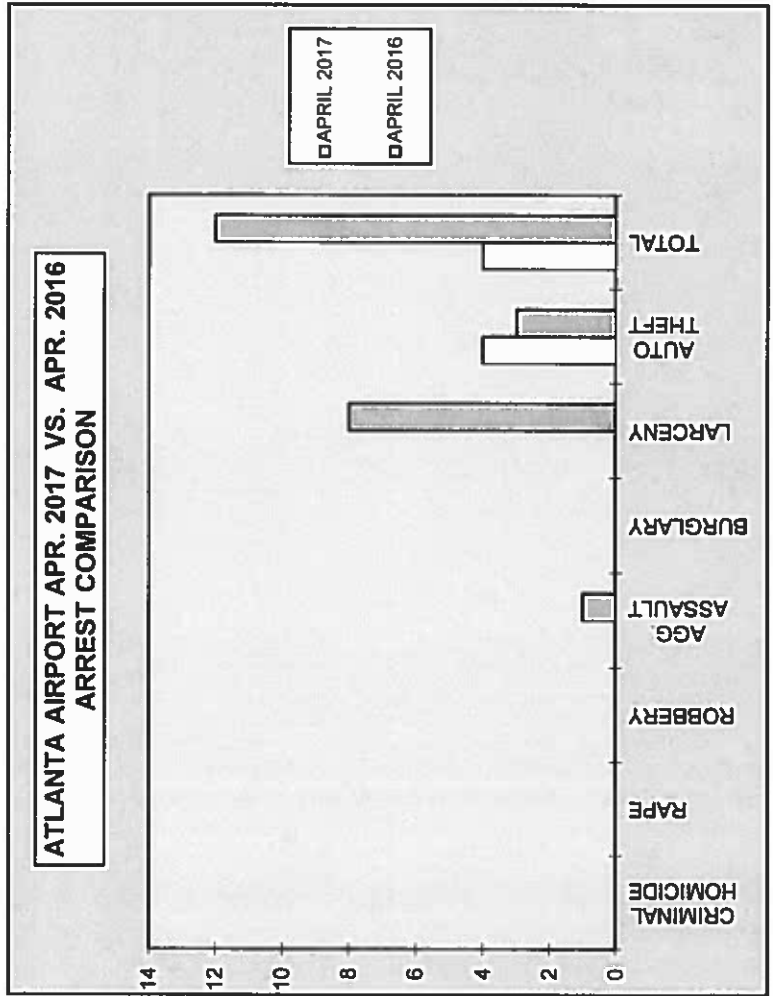
**2017
ATLANTA AIRPORT
YEAR TO DATE CRIME COMPARISON**

FIRST 4 MONTHS				
CRIME	JAN - APR. 2017	JAN - APR. 2016	# DIFFERENCE	% DIFFERENCE
CRIMINAL HOMICIDE	0	0	0	0%
RAPE	1	0	1	100%
ROBBERY	0	0	0	0%
AGG. ASSAULT	1	9	-8	-89%
BURGLARY	0	2	-2	-100%
RESIDENCE	0	0	0	0%
NON-RESIDENCE	0	2	-2	-100%
LARCENY	106	86	20	23%
POCKETPICKING	1	0	1	100%
PURSE SNATCHING	0	5	-5	-100%
SHOPLIFTING	8	1	7	700%
FROM MOTOR VEHICLES	9	13	-4	-31%
MOTOR VEH. PARTS/ACCESSORIES	5	12	-7	-58%
BICYCLES	1	0	1	100%
FROM BUILDINGS	16	30	-14	-47%
FROM COIN OPERATED MACHINES	0	0	0	0%
ALL OTHER	66	25	41	164%
AUTO THEFT	38	26	12	46%
TOTAL	146	123	23	19%

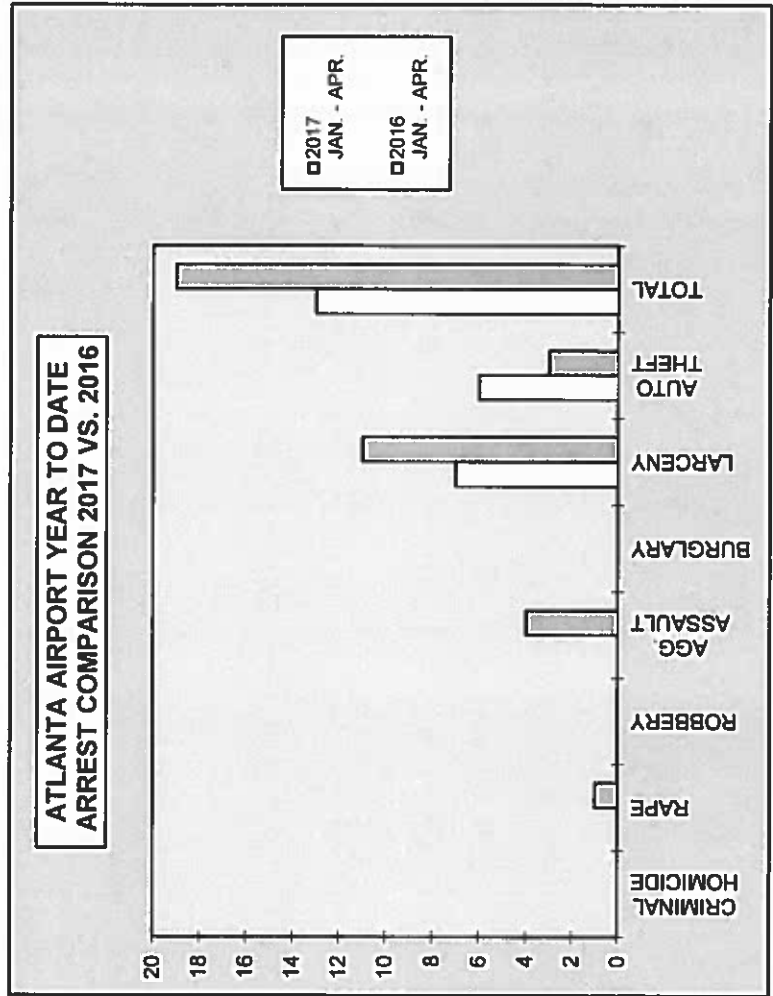


**2017
ATLANTA AIRPORT
ARREST COMPARISON**

APRIL ARREST COMPARISON				
CRIME	APRIL 2017	APRIL 2016	# DIFFERENCE	% DIFFERENCE
CRIMINAL HOMICIDE	0	0	0	0%
RAPE	0	0	0	0%
ROBBERY	0	0	0	0%
AGG. ASSAULT	0	1	-1	-100%
BURGLARY	0	0	0	0%
LARCENY	0	8	-8	-100%
AUTO THEFT	4	3	1	33%
TOTAL	4	12	-8	-67%



FIRST 4 MONTHS ARREST COMPARISON				
CRIME	2017 JAN. - APR.	2016 JAN. - APR.	# DIFFERENCE	% DIFFERENCE
CRIMINAL HOMICIDE	0	0	0	0%
RAPE	0	1	-1	-100%
ROBBERY	0	0	0	0%
AGG. ASSAULT	0	4	-4	-100%
BURGLARY	0	0	0	0%
LARCENY	7	11	-4	-36%
AUTO THEFT	6	3	3	100%
TOTAL	13	19	-6	-32%



**2017
ATLANTA AIRPORT
CLEAR-UP RATE**

CRIME	ATLANTA AIRPORT APR. 2017 CLEAR-UP RATE	ATLANTA AIRPORT APR. 2016 CLEAR-UP RATE
CRIMINAL HOMICIDE	0%	0%
RAPE	0%	0%
ROBBERY	0%	0%
AGG. ASSAULT	0%	50%
BURGLARY	0%	0%
LARCENY	0%	26%
AUTO THEFT	50%	6%

