



UNIFORM CRIME REPORTING

ATLANTA POLICE DEPARTMENT

226 PEACHTREE STREET, SW

ATLANTA, GEORGIA 30303



PAGE 5



DECEMBER 2013

SUPPORT SERVICES DIVISION
INFORMATION SERVICES SECTION

TABLE OF CONTENTS

	Page
U. C. R. COMPARATIVE CRIME REPORT -----	1
RETURN A - MONTHLY RETURN OF OFFENSES KNOWN TO THE POLICE -----	2
PROPERTY STOLEN BY CLASSIFICATION -----	3
	3a
LAW ENFORCEMENT OFFICERS KILLED OR ASSAULTED -----	4
MONTHLY RETURN OF ARSON OFFENSES KNOWN TO LAW ENFORCEMENT -----	5
POLICE DISPOSITION OF JUVENILES -----	6
SUPPLEMENTARY HOMICIDE REPORT -----	7
SEX AND RACE OF PERSONS ARRESTED -----	8
	8a-8e
HOMICIDE COMPARISON REPORT -----	9
HOMICIDE BREAKDOWN REPORT -----	10
SEVEN MAJOR CRIMES - MONTHLY CRIME COMPARISON -----	11
SEVEN MAJOR CRIMES - YEAR TO DATE CRIME COMPARISON -----	12
SEVEN MAJOR CRIMES ARREST MONTHLY AND YEAR TO DATE COMPARISON -----	13
CRIMES AGAINST PERSONS MONTHLY AND YEAR TO DATE COMPARISON -----	14
CRIMES AGAINST PROPERTY MONTHLY AND YEAR TO DATE COMPARISON -----	15
CRIMES AGAINST PERSONS & PROPERTY MONTHLY COMPARISON BY ZONES -----	16
CRIMES AGAINST PERSONS & PROPERTY YEAR TO DATE COMPARISON BY ZONES -----	17
SEVEN MAJOR CRIMES MONTHLY CRIME COMPARISON BY ZONES -----	18
SEVEN MAJOR CRIMES - YEAR TO DATE CRIME COMPARISON BY ZONES -----	19
SEVEN MAJOR CRIMES - MONTHLY CRIME COMPARISON - ZONE 1 -----	20
SEVEN MAJOR CRIMES - YEAR TO DATE CRIME COMPARISON - ZONE 1 -----	21
SEVEN MAJOR CRIMES - MONTHLY CRIME COMPARISON - ZONE 2 -----	22
SEVEN MAJOR CRIMES - YEAR TO DATE CRIME COMPARISON - ZONE 2 -----	23
SEVEN MAJOR CRIMES - MONTHLY CRIME COMPARISON - ZONE 3 -----	24
SEVEN MAJOR CRIMES - YEAR TO DATE CRIME COMPARISON - ZONE 3 -----	25
SEVEN MAJOR CRIMES - MONTHLY CRIME COMPARISON - ZONE 4 -----	26
SEVEN MAJOR CRIMES - YEAR TO DATE CRIME COMPARISON - ZONE 4 -----	27
SEVEN MAJOR CRIMES - MONTHLY CRIME COMPARISON - ZONE 5 -----	28
SEVEN MAJOR CRIMES - YEAR TO DATE CRIME COMPARISON - ZONE 5 -----	29
SEVEN MAJOR CRIMES - MONTHLY CRIME COMPARISON - ZONE 6 -----	30
SEVEN MAJOR CRIMES - YEAR TO DATE CRIME COMPARISON - ZONE 6 -----	31
CLEAR-UP RATE COMPARISON -----	32
ATLANTA AIRPORT -----	33
RETURN A - MONTHLY RETURN OF OFFENSES KNOWN TO THE POLICE -----	34
PROPERTY STOLEN BY CLASSIFICATION -----	35
	35a
SEX AND RACE OF PERSONS ARRESTED -----	36
	36a-36e
SEVEN MAJOR CRIMES - MONTHLY CRIME COMPARISON -----	37
SEVEN MAJOR CRIMES - YEAR TO DATE CRIME COMPARISON -----	38
SEVEN MAJOR CRIMES ARREST MONTHLY AND YEAR TO DATE COMPARISON -----	39
CLEAR-UP RATE COMPARISON -----	40

DECEMBER 2013
U.C.R. COMPARATIVE CRIME REPORT
SUPPORT SERVICES DIVISION
RECORDS SECTION

	<u>DECEMBER 2013</u>		<u>DECEMBER 2012</u>		<u>COMPARATIVE ACTUAL</u>	<u>% CHANGE ACTUAL</u>	<u>COMPARATIVE CLEARED</u>	<u>% CHANGE CLEARED</u>
	<u>ACTUAL</u>	<u>CLEARED</u>	<u>ACTUAL</u>	<u>CLEARED</u>				
MURDER	7	13	5	7	2	40%	6	86%
RAPE	10	5	11	8	-1	-9%	-3	-38%
ROBBERY	201	37	215	59	-14	-7%	-22	-37%
AGG. ASSAULT	249	125	262	166	-13	-5%	-41	-25%
BURGLARY - RESIDENCE	441		492		-51	-10%		
BURGLARY - NON-RESIDENCE	81	31	73	50	8	11%	-19	-38%
LARCENY - \$200 AND OVER	383		429		-46	-11%		
LARCENY - \$50 TO \$199	87	232	114	317	-27	-24%	-85	-27%
LARCENY - UNDER \$50	902		871		31	4%		
AUTO THEFT	387	19	539	26	-152	-28%	-7	-27%
TOTAL	2,748		3,011		-263	-9%		
AUTOS RECOVERED	148		326		-178	-55%		

-1-

	<u>2013 JANUARY - DECEMBER</u>		<u>2012 JANUARY - DECEMBER</u>		<u>COMPARATIVE ACTUAL</u>	<u>% CHANGE ACTUAL</u>	<u>COMPARATIVE CLEARED</u>	<u>% CHANGE CLEARED</u>
	<u>ACTUAL</u>	<u>CLEARED</u>	<u>ACTUAL</u>	<u>CLEARED</u>				
MURDER	84	65	83	71	1	1%	-6	-8%
RAPE	105	68	113	84	-8	-7%	-16	-19%
ROBBERY	2,363	494	2,276	566	87	4%	-72	-13%
AGG. ASSAULT	2,965	1,771	3,555	2,275	-590	-17%	-504	-22%
BURGLARY - RESIDENCE	5,038		5,400		-362	-7%		
BURGLARY - NON-RESIDENCE	900	488	792	618	108	14%	-130	-21%
LARCENY - \$200 AND OVER	5,229		5,585		-356	-6%		
LARCENY - \$50 TO \$199	1,107	2,965	1,322	3,408	-215	-16%	-443	-13%
LARCENY - UNDER \$50	10,822		10,305		517	5%		
AUTO THEFT	4,432	330	5,150	384	-718	-14%	-54	-14%
TOTAL	33,045		34,581		-1,536	-4%		
AUTOS RECOVERED	1,899		1,235		664	54%		

RETURN A - MONTHLY RETURN OF OFFENSES KNOWN TO THE POLICE
 This report is authorized by law Title 28, Section 534, U. S. Code. While you are not required to respond, your cooperation in forwarding this report by the 7th day after the close of the month to Uniform Crime Reports, Federal Bureau of Investigation, Washington, D.C. 20535, will assist in compiling comprehensive, accurate national crime figures on a timely basis.

1 CLASSIFICATION OF OFFENSES	2 DATA ENTRY	3 OFFENSES REPORTED OR KNOWN TO POLICE (INCLUDE "UNFOUNDED" AND ATTEMPTS)	4 UNFOUNDED, I.E., FALSE OR BASELESS COMPLAINTS	5 NUMBER OF ACTUAL OFFENSES (COLUMN 2 MINUS COLUMN 3) INCLUDE ATTEMPTS	6 TOTAL OFFENSES CLEARED BY ARREST OR EXCEPTIONAL MEANS (INCLUDES COL. 6)	7 NUMBER OF CLEARANCES INVOLVING ONLY PERSONS UNDER 18 YEARS OF AGE
1. CRIMINAL HOMICIDE						
a. MURDER AND NONNEGLIGENT HOMICIDE	11	7	0	7	13	1
b. MANSLAUGHTER BY NEGLIGENCE	12					
2. FORCIBLE RAPE TOTAL	20	12	2	10	5	0
a. Rape by Force	21	10	1	9	5	0
b. Attempts to commit Forcible Rape	22	2	1	1	0	0
3. ROBBERY TOTAL	30	204	3	201	37	2
a. Firearm	31	141	1	140	17	1
b. Knife or Cutting Instrument	32	6	0	6	0	0
c. Other Dangerous Weapon	33	19	1	18	6	1
d. Strong-Arm (Hands, Fists, Feet, etc.)	34	38	1	37	14	0
4. ASSAULT TOTAL	40	819	4	815	430	8
a. Firearm	41	105	1	104	32	0
b. Knife or cutting instrument	42	44	1	43	31	0
c. Other Dangerous Weapon	43	68	0	68	41	0
d. Strong-Arm	44	34	0	34	21	0
e. Other Assaults - Simple, Not Aggravated	45	568	2	566	305	8
5. BURGLARY TOTAL	50	525	3	522	31	1
a. Forcible Entry	51	402	1	401	22	1
b. Unlawful Entry - No Force	52	88	2	86	6	0
c. Attempted Forcible Entry	53	35	0	35	3	0
6. LARCENY THEFT TOTAL (except Motor Vehicle Theft)	60	1,391	19	1,372	232	6
7. MOTOR VEHICLE THEFT TOTAL	70	404	17	387	19	3
a. Autos	71	364	16	348	17	3
b. Trucks and Buses	72	32	1	31	1	0
c. Other Vehicles	73	8	0	8	1	0
GRAND TOTAL	77	3,362	48	3,314	767	21

CHECKING ANY OF THE APPROPRIATE BLOCKS BELOW WILL ELIMINATE YOUR NEED TO SUBMIT REPORTS WHEN THE VALUES ARE ZERO. THIS WILL ALSO AID THE NATIONAL PROGRAM IN ITS QUALITY CONTROL EFFORTS.

NO SUPPLEMENTARY HOMICIDE REPORT SUBMITTED SINCE NO MURDERS, JUSTIFIABLE HOMICIDES, OR MANSLAUGHTER BY NEGLIGENCE OCCURRED IN THIS JURISDICTION DURING THE MONTH.

NO SUPPLEMENT TO RETURN A REPORT SINCE NO CRIME OFFENSES OR RECOVERY OF PROPERTY REPORTED DURING THE MONTH.

NO LAW ENFORCEMENT OFFICERS KILLED OR ASSAULTED REPORT SINCE NONE OF THE OFFICERS WERE ASSAULTED OR KILLED DURING THE MONTH.

NO AGE, SEX, AND RACE OF PERSONS ARRESTED UNDER 18 YEARS OF AGE REPORT SINCE NO ARRESTS OF PERSONS WITHIN THIS AGE GROUP.

NO AGE, SEX, AND RACE OF PERSONS ARRESTED 18 YEARS OF AGE AND OVER REPORT SINCE NO ARRESTS OF PERSONS WITHIN THIS AGE GROUP.

NO MONTHLY RETURN OF ARSON OFFENSES KNOWN TO LAW ENFORCEMENT REPORT SINCE NO ARSONS OCCURRED.

DO NOT USE THIS SPACE

INITIALS

RECORDED

EDITED

ENTERED

ADJUSTED

WORKS

* TOTALS INCLUDE PREVIOUS OFFENSES

DECEMBER 2013

Month and Year of Report

GAAPD 0000

Agency Identifier

JANUARY 28, 2014

Date

ATLANTA POLICE DEPARTMENT - GEORGIA

Agency and State

Nail J. King LIEUTENANT
 Prepared By Title

George N. Turner CHIEF
 Chief, Commissioner, Sheriff, or Superintendent

PROPERTY STOLEN BY CLASSIFICATION

CLASSIFICATION	DAY ENTRY	Number of Actual Offenses (Column 4 Return A)	Monetary Value of Property Stolen
1. MURDER AND NONNEGLIGENT MANSLAUGHTER	12	7	\$ 0.00
2. FORCIBLE RAPE	20	10	\$ 30.00
3. ROBBERY			
(a) HIGHWAY (streets, alleys, etc.)	31	140	54,760.00
(b) COMMERCIAL HOUSE (except c, d, and f)	32	22	34,460.00
(c) GAS OR SERVICE STATION	33	4	7,000.00
(d) CONVENIENCE STORE	34	2	61.00
(e) RESIDENCE (anywhere on premises)	35	23	62,906.00
(f) BANK	36	1	3,004.00
(g) MISCELLANEOUS	37	9	108,455.00
TOTAL ROBBERY	30	201	\$ 270,646.00
5. BURGLARY - BREAKING OR ENTERING			
(a) RESIDENCE (dwelling)			
(1) NIGHT (6 p.m. - 6 a.m.)	51	140	299,898.00
(2) DAY (6 a.m. - 6 p.m.)	52	301	332,480.00
(3) UNKNOWN	53	0	0.00
(b) NON-RESIDENCE (store, office, etc.)			
(1) NIGHT (6 p.m. - 6 a.m.)	54	50	96,472.00
(2) DAY (6 a.m. - 6 p.m.)	55	31	40,073.00
(3) UNKNOWN	56	0	0.00
TOTAL BURGLARY	50	522	\$ 768,923.00
6. LARCENY - THEFT (Except Motor Vehicle Theft)			
(a) \$200 AND OVER	61	383	698,789.00
(b) \$50 TO \$200	62	87	9,132.00
(c) UNDER \$50	63	902	2,899.00
TOTAL LARCENY (Same as Item 6X)	60	1,372	\$ 710,820.00
7. MOTOR VEHICLE THEFT (Include Alleged Joy Ride)	70	387	\$ 249,849.00
GRAND TOTAL - ALL ITEMS	77		\$ 2,000,268.00
ADDITIONAL ANALYSIS OF LARCENY AND MOTOR VEHICLE THEFT			
6X. NATURE OF LARCENIES UNDER ITEM 6			
(a) POCKET-PICKING	81	10	2,072.00
(b) PURSE-SNATCHING	82	17	6,703.00
(c) SHOPLIFTING	83	232	14,843.00
(d) FROM MOTOR VEHICLES (except e)	84	686	440,861.00
(e) MOTOR VEHICLE PARTS AND ACCESSORIES	85	93	57,027.00
(f) BICYCLES	86	12	3,387.00
(g) FROM BUILDING (except c and h)	87	168	141,416.00
(h) FROM ANY COIN-OPERATED MACHINES (parking meters, etc.)	88	1	0.00
(i) ALL OTHER	89	153	44,511.00
TOTAL LARCENIES (Same as Item 6)	80	1,372	\$ 710,820.00
7X. MOTOR VEHICLES RECOVERED			
(a) STOLEN LOCALLY AND RECOVERED LOCALLY	91	122	
(b) STOLEN LOCALLY AND RECOVERED BY OTHER JURISDICTIONS	92	26	
(c) TOTAL LOCALLY STOLEN MOTOR VEHICLES RECOVERED (a & b)	93	148	
(d) STOLEN IN OTHER JURISDICTIONS AND RECOVERED LOCALLY	90	N/A	

SUPPLEMENT TO RETURN A
MONTHLY RETURN OF OFFENSES KNOWN TO THE POLICE

1-706 (REV. 8-30-94)
Form Approved
OMB No. 1110-0007

This report is authorized by law, Title 28, Section 534, U. S. Code. While you are not required to respond, your cooperation in submitting this report with the Return A will assist the FBI in compiling comprehensive, accurate figures on a timely basis.

This form deals with the nature of crime and the monetary value of property stolen and recovered. The total offenses recorded on the form should be the same as the number of actual offenses listed in Column 4 of the Return A for each crime class. Include attempted crimes on this form, but do not include unfounded offenses. If you cannot complete the report in all areas, please record as much information as is available. Tally sheets will be sent upon request.

PROPERTY BY TYPE AND VALUE

Type of Property (1)	Date Entry	Monetary Value of Property Stolen in Your Jurisdiction	
		Stolen (2)	Recovered (3)
(A) Currency, Notes, Etc.	01	\$ 271,741.00	\$ 0.00
(B) Jewelry and Precious Metals	02	333,316.00	0.00
(C) Clothing and Furs	03	195,452.00	0.00
(D) Locally Stolen Motor Vehicles	04	249,849.00	107,824.00
(E) Office Equipment	05	30,093.00	0.00
(F) Televisions, Radios, Stereos, Etc.	06	483,341.00	2.00
(G) Firearms	07	24,053.00	1.00
(H) Household Goods	08	43,504.00	0.00
(I) Consumable Goods	09	4,366.00	0.00
(J) Livestock	10	0.00	0.00
(K) Miscellaneous	11	364,553.00	2.00
TOTAL	00	\$ 2,000,268.00	\$ 107,829.00

The total of this column should agree with the Grand Total (DATA ENTRY 77) shown on page 2.

Include in this column all property recovered even though stolen in prior months. The above is an accounting for only that property stolen in your jurisdiction. This will include property recovered for you by other jurisdictions, but not property you recover for them.

JANUARY 28, 2014
DATE

Nail J. Koss LIEUTENANT
PREPARED BY TITLE
George N. Turner CHIEF
CHIEF, COMMISSIONER, SHERIFF OR SUPERINTENDENT

DECEMBER 2013
Month and Year of Report

GAAPD 0000
Agency Identifier

ATLANTA POLICE DEPARTMENT - GEORGIA
Agency and State

LAW ENFORCEMENT OFFICERS KILLED OR ASSAULTED

It is requested this report be completed and transmitted with monthly crime reports to: Director, Federal Bureau of Investigation, Uniform Crime Reports, Washington, D. C. 20535. This form should be used to report the number of your officers who were assaulted or killed in the line of duty during the month. Additional information concerning officers killed will be requested by a separate questionnaire.

OFFICERS KILLED	
Number of your law enforcement officers killed in the line of duty this month.	By felonious act <u>0</u> By accident or negligence <u>0</u>

Officers Assaulted (Do not include officers killed) - See other side for instructions.

Type of Activity	Total Assaults by Weapon A	Type of Weapon				Two-Officer Vehicle F	Type of Assignment						Police Assaults Cleared M
		Firearm B	Knife or Other Cutting Instrument C	Other Other Dangerous Weapon D	Hands, Fists, Feet, etc. E		One-Officer Vehicle		Detective or Special Assign.		Other		
							Alone G	As-sisted H	Alone I	As-sisted J	Alone K	As-sisted L	
1. Responding to "Disturbance" calls (family quarrels, man with gun, etc.)	0												
2. Burglaries in progress or pursuing burglary suspects	0												
3. Robberies in progress or pursuing robbery suspects	0												
4. Attempting other arrests	1				1			1					1
5. Civil disorder (riot, mass disobedience)	0												
6. Handling, transporting, custody of prisoners	9				9			5			2	2	9
7. Investigating suspicious persons or circumstances	4				4		1	3					4
8. Ambush - no warning	0												
9. Mentally deranged	0												
10. Traffic pursuits and stops	1			1			1						
11. All Other	5			1	4		1	1			1	2	4
12. TOTAL (1-11)	20	0	0	2	18	0	3	10	0	0	3	4	18
13. Number with personal injury	0												
14. Number without personal injury	20			2	18								
15. Time of assaults													
AM	9					1							
PM	3			1	4	2							

DO NOT WRITE HERE

Recorded	Initials
Edited	
Punched	
Verified	
Adjusted	
DOJ/FBI	

DECEMBER 2013 GAAPD 0000
 Month and Year Agency Identifier
 ATLANTA POLICE DEPARTMENT GEORGIA
 Agency State

Nail J. K... LIEUTENANT
 Prepared By
George N. Turner CHIEF
 Chief, Sheriff, Commissioner, Superintendent

MONTHLY RETURN OF ARSON OFFENSES KNOWN TO LAW ENFORCEMENT

DO-73 (2-11-82)
Form Approved
OMB No: 1110-000

This report is authorized by law Title 28, Section 534, United States Code, and the enactment of the fiscal year 1979, Department of Justice Authorization Bill S. 3151. While you are not required to respond, your cooperation in using this form to report all incidents of arson which become known to your department during the month will assist the FBI in compiling comprehensive, accurate data on a timely basis. Instructions appear on reverse side.

1		2	3	4	5	6	7	8
PROPERTY CLASSIFICATION		Offenses Reported or Known to Police (Include Unfounded and Attempts)	Unfounded, i.e. False or Baseless Complaints	Number of Actual Offenses (Column 2 Minus Column 3 (Include Attempts))	Total Offenses Cleared by Arrest or Exceptional Means (Include Column 6)	Number of Clearances Involving Only Persons Under 18 Years of Age	Offenses Where Structures Uninhabited Abandoned, or not Normally in Use	Estimated Value of Property Damage
STRUCTURAL	A. Single Occupancy Residential: Houses, Townhouses, Duplexes, etc.	16	11	5			5	\$ 60,500.
	B. Other Residential: Apartments, Tenements, Flats, Hotels, Motels, Inns, Dormitories, Boarding Houses, etc.	2	2					\$
	C. Storage: Barns, Garages, Warehouses, etc.							\$
	D. Industrial/Manufacturing							\$
	E. Other Commercial: Stores, Restaurants, Offices, etc.	3	3					\$
	F. Community/Public: Churches, Jails, Schools, Colleges, Hospitals, etc.	2	2					\$
	G. All Other Structure: Out Buildings, Monuments, Buildings Under Construction, etc.							\$
	TOTAL STRUCTURE	23	18	5			5	\$ 60,500.
MOBILE	H. Motor Vehicles: Automobiles, Trucks, Buses, Motorcycles, etc.: UCR Definition	1		1				\$ 8,500.
	I. Other Mobile Property: Trailers, Recreational Vehicles, Airplanes, Boats, etc.							\$
	TOTAL MOBILE	1		1				\$ 8,500.
J. TOTAL OTHER Crops, Timber, Fences, Signs, etc.								\$
GRAND TOTAL		24	18	6			5	\$ 69,000.

Agency Identifier GAAPD 0000 Month DECEMBER 2013
 Agency ATLANTA POLICE DEPARTMENT State GEORGIA
 Prepared by Wail J. King LIEUTENANT
George N. Turner CHIEF
 Chief, Commissioner, Sheriff, or Superintendent

DO NOT WRITE HERE	
Recorded	
Edited	
Entered	
Adjusted	
Corres.	

AGENCY IDENTIFIER GAAPD 0000 REPORTING PERIOD DECEMBER 2013

AGENCY NAME ATLANTA POLICE DEPARTMENT

POLICE DISPOSITION OF JUVENILES

-Not to include neglect or traffic cases-

1. Handled within Department and released.
(Warning, released to parents, etc.)

2. Referred to juvenile court or probation department.

3. Referred to welfare agency.

4. Referred to other police agency.

5. Referred to criminal or adult court.

TOTAL

	67
	67

JANUARY 23, 2014

DATE

Nail J. King LIEUTENANT

PREPARED BY

TITLE

George N. Turner CHIEF

APPROVED BY

TITLE

GCIC USE ONLY

Recorded	_____
Reviewed	_____
Punched	_____
Verified	_____

RETURN TO:

Georgia Crime Information Center/Uniform Crime Reporting
P. O. Box 1456
Atlanta, Georgia 30301

Return on or before the 7th of the following month.

GCIC/UCR-012 (9/74)

PAGE 1 OF 1
SUPPLEMENTARY HOMICIDE REPORT

1-704 (Rev. 4-24-95)
Form Approved
OMB No. 1110-0002

This report is authorized by law Title 28, Section 534, United States Code. While you are not required to respond, your cooperation in using this form to list data pertaining to all homicides reported on your Return A will assist the FBI in compiling comprehensive, accurate data regarding this important classification on a timely basis.

1a. Murder and Nonnegligent Manslaughter

List below specific information for all offenses shown in item 1a of the monthly Return A. In addition, list all justifiable killings of felons by citizen or by a peace officer in the line of duty. A brief explanation in the circumstances column regarding unfounded homicide offenses will aid the national Uniform Crime Reporting Program in editing the reports.

Incident	Situation*	Victim **				Offender**				Data Code		Weapon Used (Handgun, Rifle, Shotgun, Club, Poison, etc.)	Relationship of Victim to Offender (Husband, Wife, Son, Father, Acquaintance, Neighbor, Stranger, etc.)	Circumstances (Victim shot by robber, robbery victim shot robber, killed by patron during barroom brawl, etc.)
		Age	Sex	Race	Ethnicity	Age	Sex	Race	Ethnicity	Do Not Write In These Spaces				
	A	53	F	B	N	63	M	B	N			UNKNOWN OR OTHER - VEHICLE	FRIEND	OTHER ARGUMENTS
	B	38	M	B	N							HANDGUN - 40 CAL.	UNKNOWN	OTHER
	B	46	M	B	N							HANDGUN	UNKNOWN	OTHER
	A	27	M	B	N	54	M	B	N			HANDGUN	OTHER FAMILY	OTHER ARGUMENTS
	B	46	M	B	N							HANDGUN	UNKNOWN	OTHER
	A	21	M	B	N	14	M	B	N			HANDGUN - 380 CAL.	STRANGER	ROBBERY
	B	40	M	B	N							HANDGUN	UNKNOWN	OTHER

*
** - See reverse side for explanation

DECEMBER 2013

Month and Year

ATLANTA POLICE DEPARTMENT

Agency

GAAPD 0000

Agency Identifier

GEORGIA

State

Nail J K...

Prepared By

George N. Turner

Chief, Sheriff, Commissioner, Superintendent

LIEUTENANT

Title

CHIEF

DO NOT WRITE HERE

Recorded

Edited

Punched

Verified

Adjusted

SSD/1-23-14

ATLANTA POLICE DEPARTMENT
 AGE, SEX, AND RACE OF PERSONS ARRESTED
 17 YEARS OF AGE AND OVER

MONTH DECEMBER

YEAR 2013

CLASSIFICATION OF OFFENSES	SEX	AGE OF PERSON ARRESTED															TOTAL	RACE				ETHNIC				
		17	18	19	20	21	22	23	24 29	30 34	35 39	40 44	45 49	50 54	55 59	60 64		65 UP	White	Black	Native Amer.	Asian/Pacific	Whi. Hispanic	Blck Hispanic		
Murder/Nonnegligent Manslaughter	01a	M		1		1		2	1	2				1		1		9								
	F																	0		9						
Manslaughter by Negligence	01b	M																0								
	F																	0								
Forcible Rape	02	M							1		1							2								
	F								1									1	1	2						
Robbery	03	M		1	2	3	7	1	2	9	5	3	1			1		35								
	F					1				4					1			6	3	38						
Aggravated Assault	04	M		1		2	2	2	1	10	8	4	4	6	4	3		47								
	F	4		1		1	1	3	9	3			2	1	1			26	8	65						
Burglary- Breaking or Entering	05	M	3	2	1	3		1	1	4	1	1	1	4	4	1		27								
	F	1	1			1				1			1			1		6	2	31						
Larceny - Theft (except Motor Vehicle Theft)	06	M	4	6	9	10	3	4	11	23	12	9	12	21	18	9	6	3	160							
	F	7	3	2	2	3	4	2	13	8	1	10	7	6	3		1	72	26	205		1				
Motor Vehicle Theft	07	M	1	3	1					2	1	1	1	1	2	1		14								
	F									1	1							2	4	12						
Other Assaults	08	M	1	3	4	5	4	6	6	33	18	16	14	18	12	1	3	1	145							
	F	1		1	5	5	2	2	20	11	4	8	9	1	2	1	1	73	29	187		2				
Arson	09	M																0								
	F																	0								
Forgery and Counterfeiting	10	M				3	2					3	3		1	1	1	14								
	F		1		1	1		1	1	1	1	1	2					10		24						
Fraud	11	M			1		2		3	7	5	1	1	2	5	2		29								
	F						1		1	2	1			1				6	4	31						
Embezzlement	12	M					1	1	1			1	1					5								
	F		1						1						1			3		8						
Stolen Property; Buying, Receiving, Possessing	13	M	2	2	1	1		1	2	9	2	2	2	2	1			27								
	F							1		1	1	1		1				5	6	26						
Vandalism	14	M			1		1	2	2	6	2	2	2		2		1	21								
	F							1	2	2	1		1					7	8	20						
Weapons	15	M		2		1	2			5	5	3			1			19								
	F																	0	1	18						

- 8 -

ATLANTA POLICE DEPARTMENT
 AGE, SEX, AND RACE OF PERSONS ARRESTED
 17 YEARS OF AGE AND OVER

MONTH DECEMBER

YEAR 2013

CLASSIFICATION OF OFFENSES	SEX	AGE OF PERSON ARRESTED																TOTAL	RACE				ETHNIC	
		17	18	19	20	21	22	23	24 29	30 34	35 39	40 44	45 49	50 54	55 59	60 64	65 UP		White	Black	Native Amer.	Asian/Pacific	Whi. Hispanic	Blck Hispanic
Prostitution and Commercialized Vice	M				1		1		1			2	1		1			7						
	F					1			2	3	1	4	4	3				18	7	18				
Sex Offenses (except Rape and Prostitution)	M	1				1	1		4	5	6	12	5	9	9	4	2	59						
	F						2				4		2	3				11	9	60		1		
Drug Abuse Violations Grand Total	M	3	7	12	16	16	9	15	59	37	24	16	12	16	10	3	4	259						
	F	1	0	2	3	2	6	2	7	8	4	2	4	1	2	1	0	45	32	272	0	0	0	0
(1) Sale/Manufacturing Subtotal	M	0	1	1	2	0	0	4	6	3	3	2	0	1	0	0	26							
	F	0	0	0	2	0	1	0	2	1	0	0	1	0	0	0	0	7	4	29	0	0	0	0
Opium or Cocaine and their derivatives	M			1	2				1			2			1		7							
	F																0		7					
Marijuana	M		1						1	1	1	1					5							
	F				1		1		1	1							4		9					
Synthetic Narcotics	M																0							
	F																0							
Other Dangerous Non-Narcotic Drugs	M							4	4	2	2		2				14							
	F				1				1				1				3	4	13					
(2) Possession Subtotal	M	3	6	11	14	16	9	11	53	34	21	13	10	16	9	3	4	233						
	F	1	0	2	1	2	5	2	5	7	4	2	3	1	2	1	0	38	28	243	0	0	0	0
Opium or Cocaine and their derivatives	M				1	2		1	9	3	3	9	1	4	5	2	1	41						
	F	1								2	3			1	1		8	10	39					
Marijuana	M	3	6	11	13	14	9	10	42	31	17	4	9	12	4	1	3	189						
	F			2	1	2	5	2	5	5	1	2	3		1	1	30	17	202					
Synthetic Narcotics	M																0							
	F																0							
Other Dangerous Non-Narcotic Drugs	M								2		1						3							
	F																0	1	2					
Gambling Total	M	0	0	0	0	0	1	0	2	2	0	0	0	0	0	0	0	5						
	F	0	0	0	0	0	0	0	0	0	0	0	0	0	0	0	0	0	0	5	0	0	0	0
Bookmaking	M																0							
	F																0							
Numbers and Lottery	M																0							
	F																0							

-82-

ATLANTA POLICE DEPARTMENT
 AGE, SEX, AND RACE OF PERSONS ARRESTED
 17 YEARS OF AGE AND OVER

MONTH DECEMBER

YEAR 2013

CLASSIFICATION OF OFFENSES	SEX	AGE OF PERSON ARRESTED															TOTAL	RACE				ETHNIC			
		17	18	19	20	21	22	23	24 29	30 34	35 39	40 44	45 49	50 54	55 59	60 64		65 UP	White	Black	Native Amer.	Asian/Pacific	Whi. Hispanic	Blck Hispanic	
All Other Gambling	M					1		2	2									5							
	F																	0		5					
Offenses Against Family And Children	M					1		1		2								4							
	F								2									2		6					
Driving Under the Influence	M		1	2		1	2	6	18	16	13	7	7	9	1	1	2	86							
	F	1	1			3	3	3	17	10	4		3	2			1	48	55	75		4			
Liquor Laws	M			1		1		1	5	10	5	10	9	24	16	10	4	96							
	F						1	1	3	1	1	2	2	3	2	1		17	12	101					
Drunkenness	M				1	1	2	2	10	1	4	4	8	9	15	2	1	60							
	F								1	1	3				1			6	24	40	1	1			
Disorderly Conduct	M		1	2		2	4	6	20	19	17	22	14	19	10	5	1	142							
	F	1	2	1	2	3	1	3	14	4	6	4	5	2	2		2	52	21	171		2			
Vagrancy	M							1	1	4	8	6	9	7	7	6	1	50							
	F			1						1	1	1	1	2				7	7	50					
All Other Offenses (except Traffic)	M	2	4	3	5	5	5	5	31	29	20	24	25	27	27	18	7	237							
	F		2		2		1	1	10	6	1	4	4	2	2		1	36	35	237		1			
Suspicion	M																	0							
	F																	0							
TOTAL			33	45	48	67	72	65	87	372	248	179	183	191	200	132	64	32	2018	294	1711	1	12	0	0

-8b-

DECEMBER 2013

Month and Year of Report

GAAPD 0000

Agency Identifier

JANUARY 28, 2014

Date

Nail J. King

LIEUTENANT

Prepared By

Title

George N. Turner

CHIEF

Chief, Commissioner, Sheriff, or Superintendent

ATLANTA POLICE DEPARTMENT - GEORGIA

Agency and State

**ATLANTA POLICE DEPARTMENT
AGE, SEX, AND RACE OF PERSONS ARRESTED
16 YEARS OF AGE AND UNDER**

MONTH DECEMBER

YEAR 2013

CLASSIFICATION OF OFFENSES	SEX	AGE						RACE				ETHNIC			
		0	10	13	15	16	TOTAL	White	Black	Native Amer.	Asian/Pacific	Whi. Hispanic	Blck Hispanic		
		9	12	14											
Murder/Nonnegligent Manslaughter	01a	M			1			1							
	F							0		1					
Manslaughter by Negligence	01b	M						0							
	F							0							
Forcible Rape	02	M						0							
	F							0							
Robbery	03	M			1	2	3	6							
	F							0		6					
Aggravated Assault	04	M						0							
	F							0							
Burglary- Breaking or Entering	05	M		1	2	1	4	8							
	F							0		8					
Larceny - Theft (except Motor Vehicle Theft)	06	M		1	4		5	10							
	F				1	1	1	3		13					
Motor Vehicle Theft	07	M			3	3	1	7							
	F							0		7					
Other Assaults	08	M		1	2	1	1	5							
	F							0		5					
Arson	09	M						0							
	F							0							
Forgery and Counterfeiting	10	M						0							
	F							0							
Fraud	11	M						0							
	F							0							
Embezzlement	12	M						0							
	F							0							
Stolen Property; Buying, Receiving, Possessing	13	M			1		2	3							
	F							0		3					
Vandalism	14	M			1	1		2							
	F							0		2					
Weapons	15	M						0							
	F							0							
Prostitution and Commercialized Vice	16	M						0							
	F				1			1		1					

-28-

ATLANTA POLICE DEPARTMENT
 AGE, SEX, AND RACE OF PERSONS ARRESTED
 16 YEARS OF AGE AND UNDER

MONTH DECEMBER

YEAR 2013

CLASSIFICATION OF OFFENSES	SEX	AGE						RACE				ETHNIC	
		0 9	10 12	13 14	15	16	TOTAL	White	Black	Native Amer.	Asian/Pacific	Whi. Hispanic	Blck Hispanic
Sex Offenses (except Rape and Prostitution) 17	M						0						
	F						0						
Drug Abuse Violations Grand Total 18	M	0	0	1	3	1	5						
	F	0	0	0	0	0	0	0	5	0	0	0	0
(1) Sale/Manufacturing Subtotal 180	M	0	0	0	0	0	0						
	F	0	0	0	0	0	0	0	0	0	0	0	0
Opium or Cocaine and their Derivatives a	M						0						
	F						0						
Marijuana b	M						0						
	F						0						
Synthetic Narcotics c	M						0						
	F						0						
Other Dangerous Non-Narcotic Drugs d	M						0						
	F						0						
(2) Possession Subtotal 185	M	0	0	1	3	1	5						
	F	0	0	0	0	0	0	0	5	0	0	0	0
Opium or Cocaine and their Derivatives e	M						0						
	F						0						
Marijuana f	M			1	3	1	5						
	F						0		5				
Synthetic Narcotics g	M						0						
	F						0						
Other Dangerous Non-Narcotic Drugs h	M						0						
	F						0						
Gambling Total 19	M	0	0	0	0	0	0						
	F	0	0	0	0	0	0	0	0	0	0	0	0
Bookmaking a	M						0						
	F						0						
Numbers and Lottery b	M						0						
	F						0						
All Other Gambling c	M						0						
	F						0						
Offenses Against Family and Children 20	M						0						
	F						0						

- 28 -

ATLANTA POLICE DEPARTMENT
 AGE, SEX, AND RACE OF PERSONS ARRESTED
 16 YEARS OF AGE AND UNDER

MONTH DECEMBER

YEAR 2013

CLASSIFICATION OF OFFENSES	SEX	AGE						RACE				ETHNIC		
		09	1012	1314	15	16	TOTAL	White	Black	Native Amer.	Asian/Pacific	Whi. Hispanic	Blck. Hispanic	
Driving Under the Influence 21	M						0							
	F						0							
Liquor Laws 22	M						0							
	F						0							
Drunkenness 23	M						0							
	F						0							
Disorderly Conduct 24	M			1	1	2	4							
	F						0		4					
Vagrancy 25	M						0							
	F						0							
All Other Offenses (except Traffic) 26	M			3	3		6							
	F				1		1		7					
Suspicion 27	M						0							
	F						0							
Curfew and Loitering 28	M			1	2	1	4							
	F				1		1		5					
Run-Aways 29	M						0							
	F						0							
Total			0	3	23	20	21	67	0	67	0	0	0	0

-8-

DECEMBER 2013

Month and Year of Report

GAAPD 0000

Agency Identifier

JANUARY 28, 2014

Date

Wail J. K... LIEUTENANT

Prepared By

George N. Turner CHIEF

Chief, Commissioner, Sheriff, or Superintendent

ATLANTA POLICE DEPARTMENT - GEORGIA

Agency and State

UNIFORM CRIME REPORTING

**LAW ENFORCEMENT
OPERATIONS
&
MANAGEMENT**

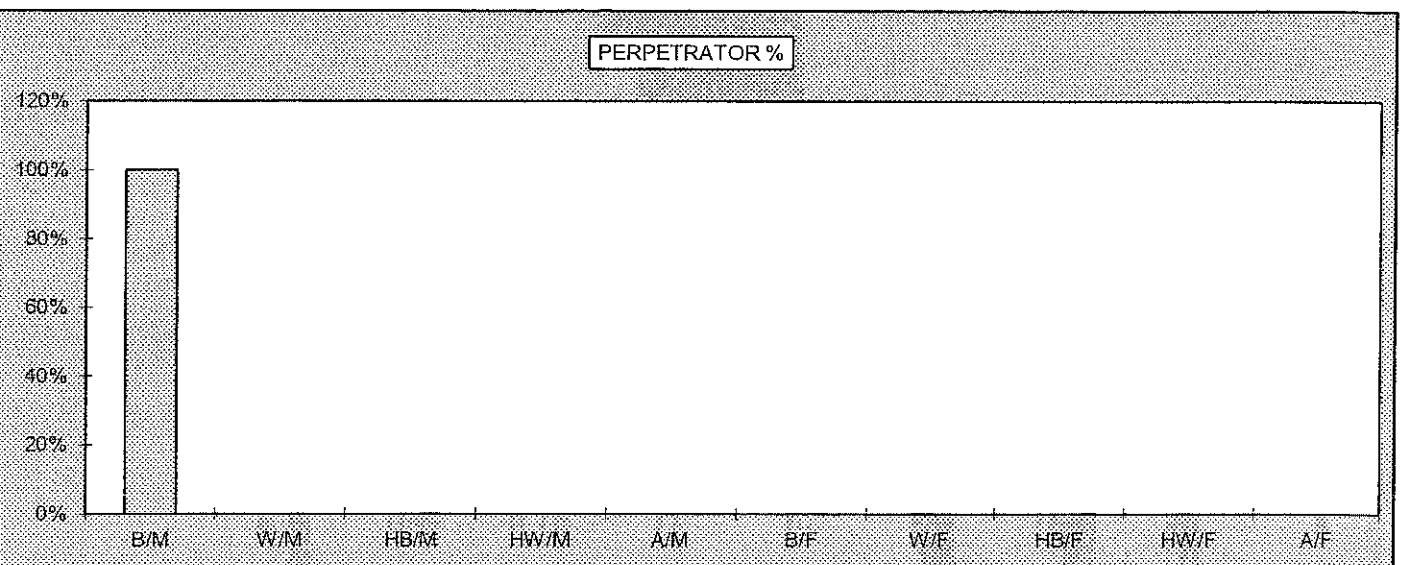
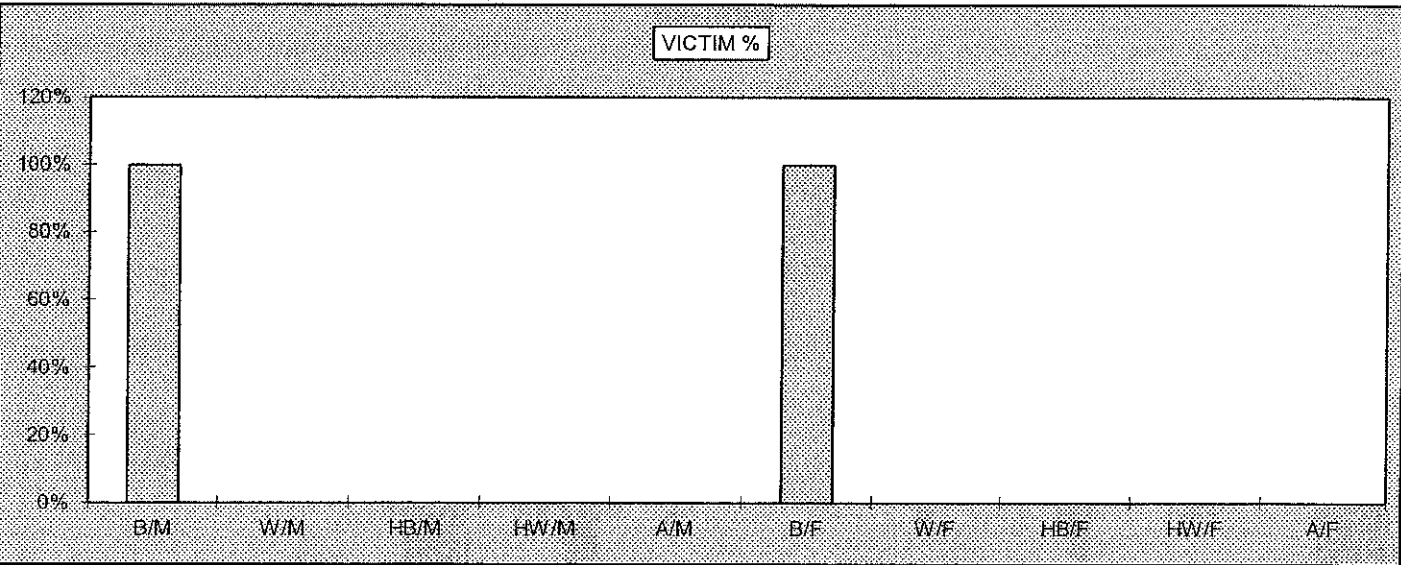
CRIME AREA COMPARISON

**SUPPORT SERVICES DIVISION
Information Services Section**

**DECEMBER 2013
DECEMBER 2012**

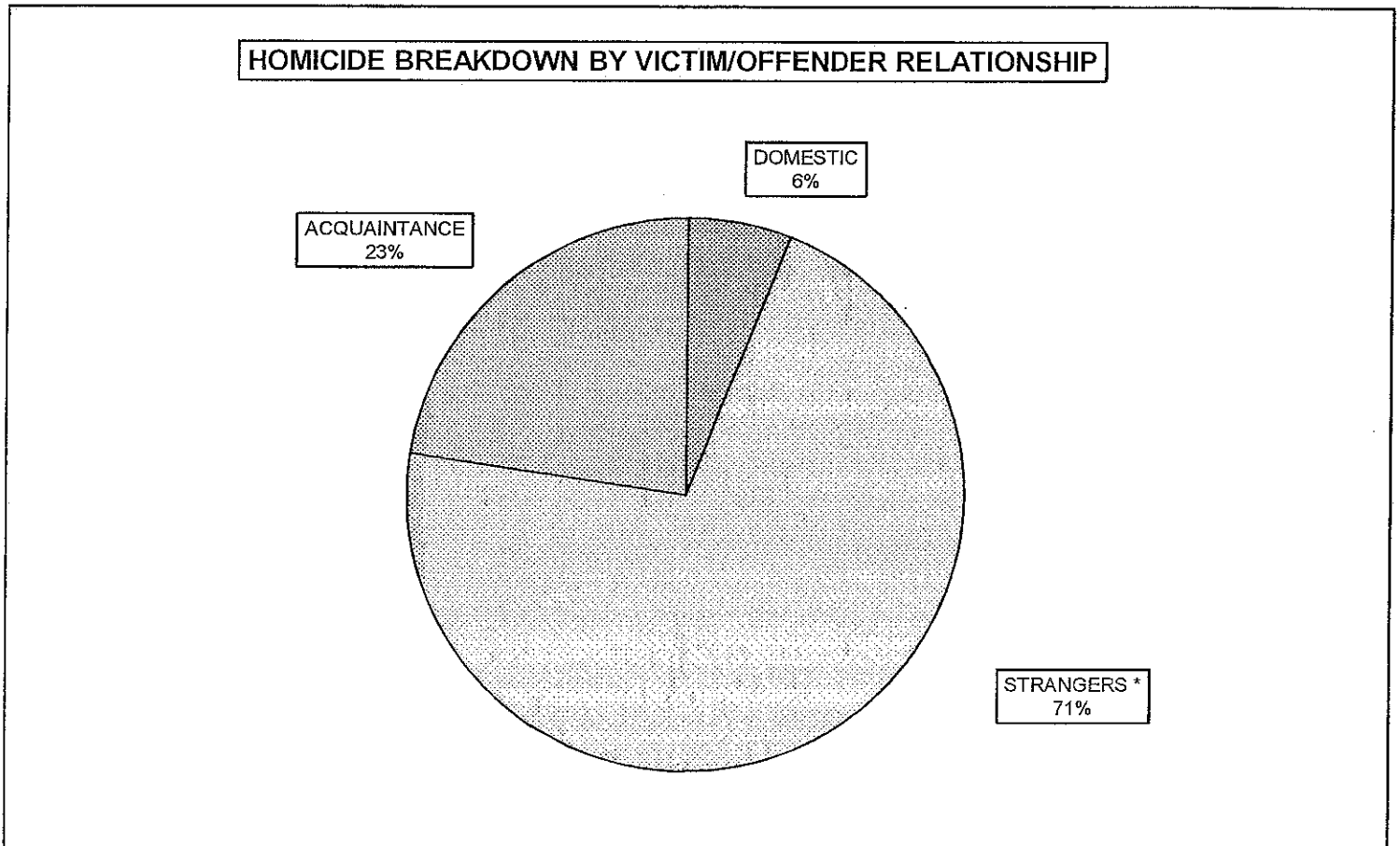
DECEMBER HOMICIDE COMPARISON BY RACE, SEX, AND ETHNIC ORIGIN

	VICTIM	PERPETRATOR		VICTIM %	PERPETRATOR %
B/M	6	3	B/M	100%	100%
W/M	0	0	W/M	0%	0%
HB/M	0	0	HB/M	0%	0%
HW/M	0	0	HW/M	0%	0%
A/M	0	0	A/M	0%	0%
TOTAL MALES	6	3	B/F	100%	0%
B/F	1	0	W/F	0%	0%
W/F	0	0	HB/F	0%	0%
HB/F	0	0	HW/F	0%	0%
HW/F	0	0	A/F	0%	0%
A/F	0	0	PERPETRATOR UNKNOWN FOR 4 HOMICIDES		
TOTAL FEMALES	1	0			
TOTAL	7	3			



**2013
HOMICIDE BREAKDOWN
YEAR TO DATE**

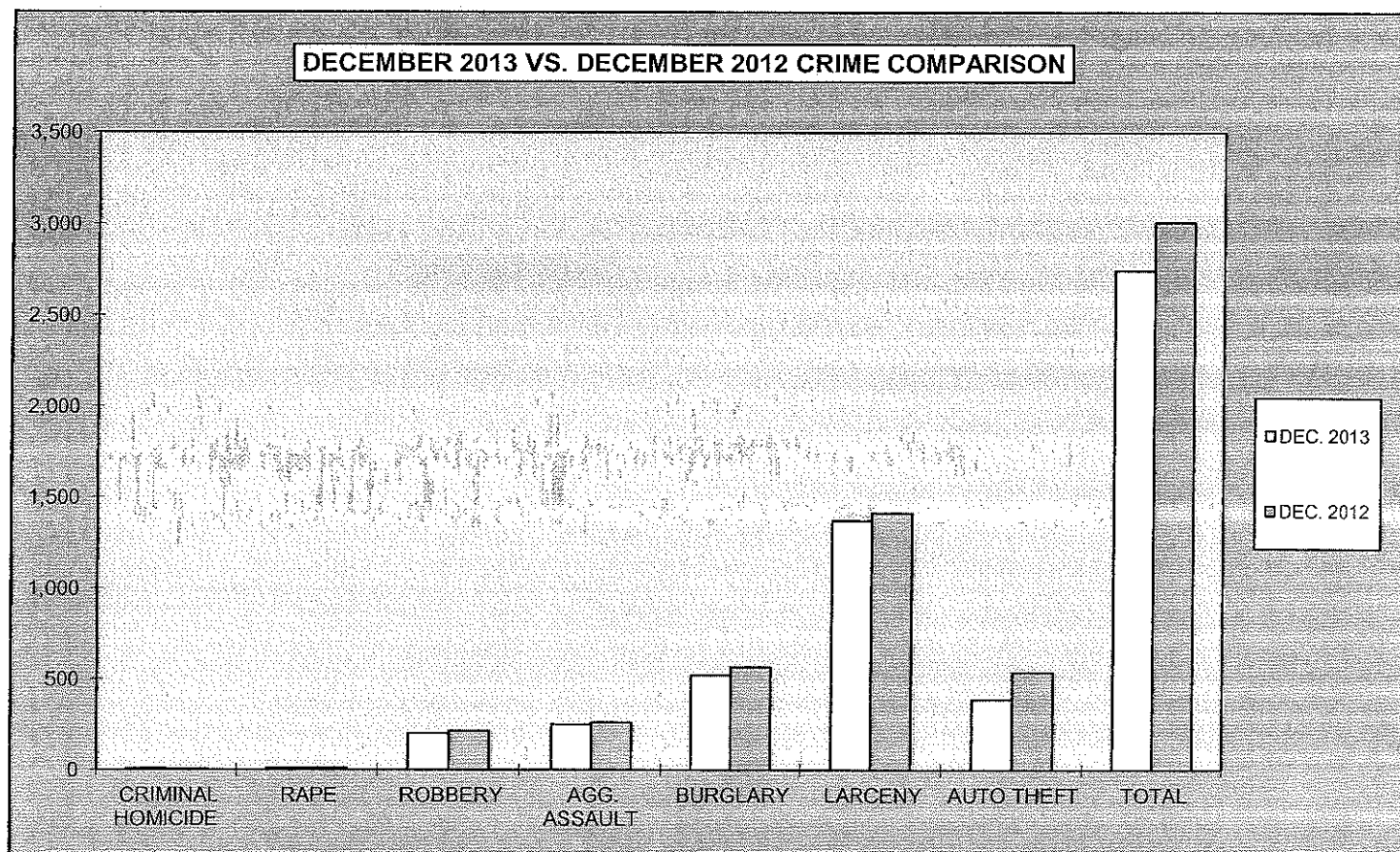
DECEMBER							
MONTH	ACTUAL	DOMESTIC	%	STRANGERS *	%	ACQUAINTANCE	%
JANUARY	7	0	0%	5	71%	2	29%
FEBRUARY	7	2	29%	5	71%	0	0%
MARCH	3	0	0%	3	100%	0	0%
APRIL	6	0	0%	4	67%	2	33%
MAY	5	0	0%	5	100%	0	0%
JUNE	8	1	12%	5	63%	2	25%
JULY	8	0	0%	5	63%	3	37%
AUGUST	9	1	11%	5	56%	3	33%
SEPTEMBER	6	1	17%	4	66%	1	17%
OCTOBER	8	0	0%	5	63%	3	37%
NOVEMBER	10	0	0%	9	90%	1	10%
DECEMBER	7	0	0%	5	71%	2	29%
TOTAL	84	5	6%	60	71%	19	23%



* UNKNOWN INCLUDED IN WITH STRANGERS

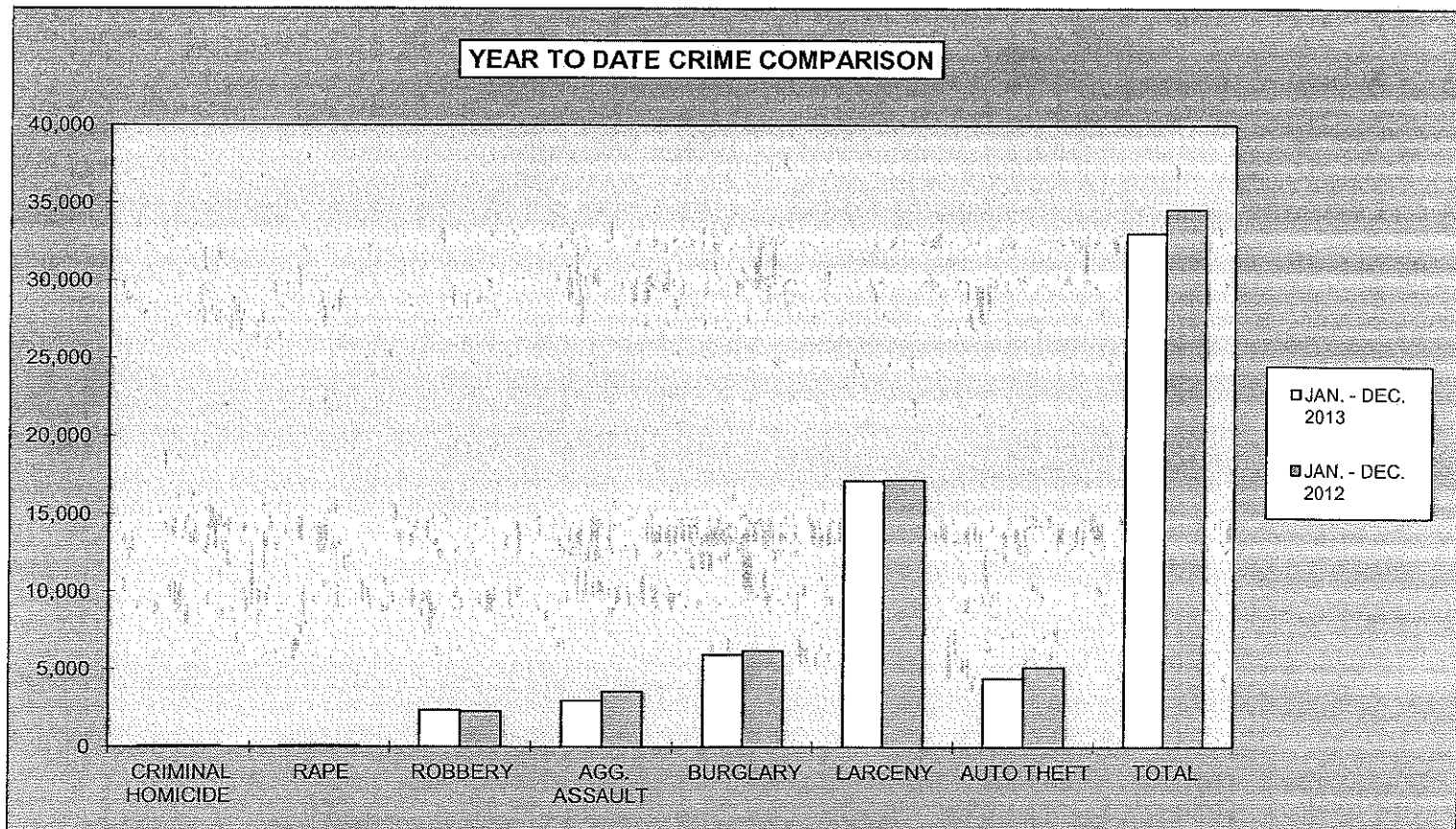
2013
MONTHLY CRIME COMPARISON

CRIME	DEC. 2013	DEC. 2012	# DIFFERENCE	% DIFFERENCE
CRIMINAL HOMICIDE	7	5	2	40%
RAPE	10	11	-1	-9%
ROBBERY	201	215	-14	-7%
AGG. ASSAULT	249	262	-13	-5%
BURGLARY	522	565	-43	-8%
RESIDENCE	441	492	-51	-10%
NON-RESIDENCE	81	73	8	11%
LARCENY	1,372	1,414	-42	-3%
POCKETPICKING	10	9	1	11%
PURSE SNATCHING	17	21	-4	-19%
SHOPLIFTING	232	267	-35	-13%
FROM MOTOR VEHICLES	686	642	44	7%
MOTOR VEH. PARTS/ACCESSORIES	93	125	-32	-26%
BICYCLES	12	12	0	0%
FROM BUILDINGS	168	144	24	17%
FROM COIN OPERATED MACHINES	1	1	0	0%
ALL OTHER	153	193	-40	-21%
AUTO THEFT	387	539	-152	-28%
TOTAL	2,748	3,011	-263	-9%



2013
YEAR TO DATE CRIME COMPARISON

ANNUAL CRIME COMPARISON				
CRIME	JAN - DEC 2013	JAN - DEC 2012	# DIFFERENCE	% DIFFERENCE
CRIMINAL HOMICIDE	84	83	1	1%
RAPE	105	113	-8	-7%
ROBBERY	2,363	2,276	87	4%
AGG. ASSAULT	2,965	3,555	-590	-17%
BURGLARY	5,938	6,192	-254	-4%
RESIDENCE	5,038	5,400	-362	-7%
NON-RESIDENCE	900	792	108	14%
LARCENY	17,158	17,212	-54	0%
POCKETPICKING	108	108	0	0%
PURSE SNATCHING	472	437	35	8%
SHOPLIFTING	2,579	2,829	-250	-9%
FROM MOTOR VEHICLES	7,980	7,173	807	11%
MOTOR VEH. PARTS/ACCESSORIES	1,284	1,616	-332	-21%
BICYCLES	244	174	70	40%
FROM BUILDINGS	1,819	1,918	-99	-5%
FROM COIN OPERATED MACHINES	19	25	-6	-24%
ALL OTHER	2,653	2,932	-279	-10%
AUTO THEFT	4,432	5,150	-718	-14%
TOTAL	33,045	34,581	-1,536	-4%

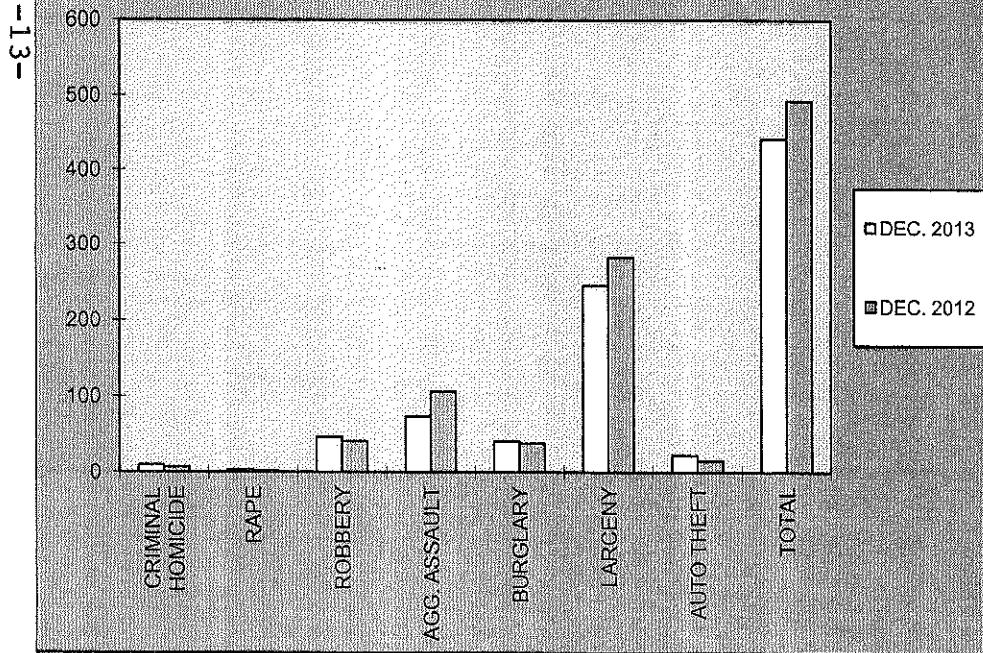


**2013
ARREST COMPARISON**

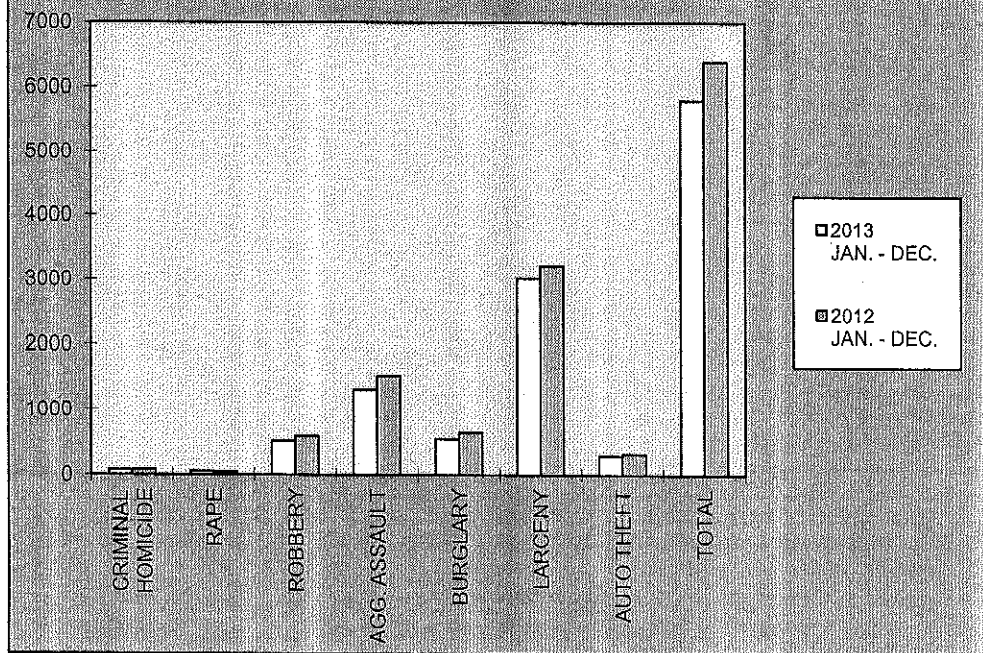
DECEMBER ARREST COMPARISON				
CRIME	DEC. 2013	DEC. 2012	# DIFFERENCE	% DIFFERENCE
CRIMINAL HOMICIDE	10	7	3	43%
RAPE	3	2	1	50%
ROBBERY	47	41	6	15%
AGG. ASSAULT	73	106	-33	-31%
BURGLARY	41	38	3	8%
LARCENY	245	283	-38	-13%
AUTO THEFT	23	16	7	44%
TOTAL	442	493	-51	-10%

ANNUAL ARREST COMPARISON				
CRIME	2013 JAN. - DEC.	2012 JAN. - DEC.	# DIFFERENCE	% DIFFERENCE
CRIMINAL HOMICIDE	73	75	-2	-3%
RAPE	48	35	13	37%
ROBBERY	512	594	-82	-14%
AGG. ASSAULT	1,303	1,502	-199	-13%
BURGLARY	549	653	-104	-16%
LARCENY	3,024	3,215	-191	-6%
AUTO THEFT	296	324	-28	-9%
TOTAL	5,805	6,398	-593	-9%

DEC. 2013 VS. DEC. 2012 ARREST COMPARISON



YEAR TO DATE ARREST COMPARISON 2013 VS. 2012

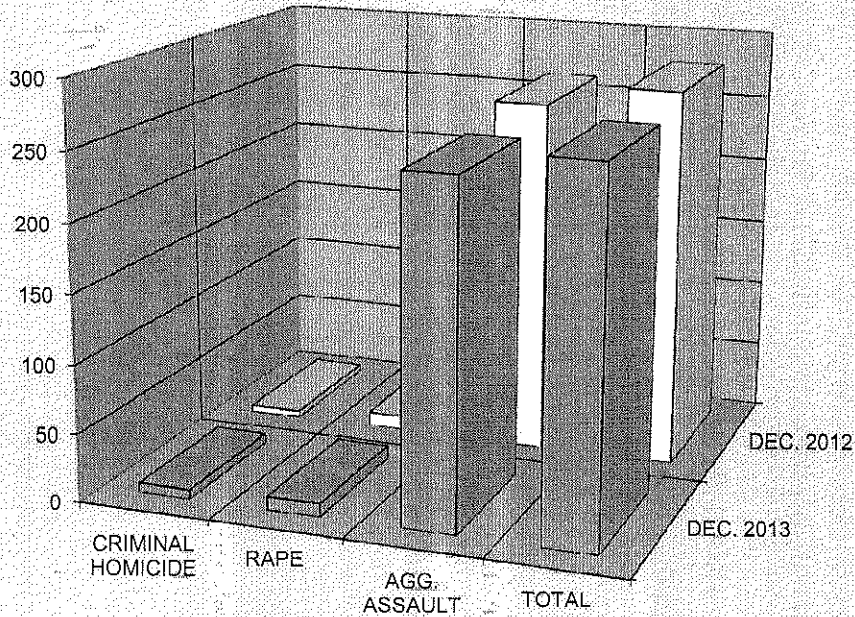


**2013
CRIME COMPARISON
CRIMES AGAINST PERSONS**

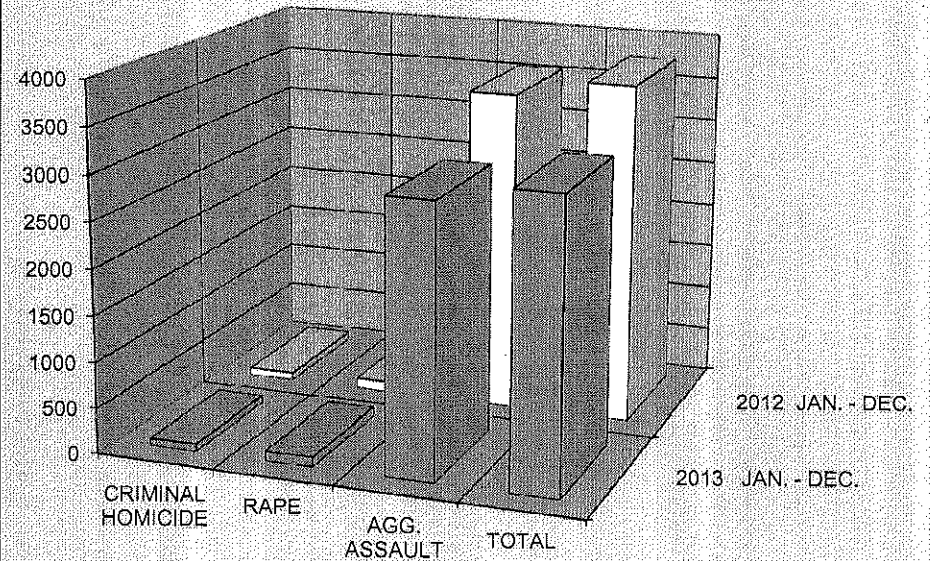
DECEMBER				
CRIME	DEC. 2013	DEC. 2012	# DIFFERENCE	% DIFFERENCE
CRIMINAL HOMICIDE	7	5	2	40%
RAPE	10	11	-1	-9%
AGG. ASSAULT	249	262	-13	-5%
TOTAL	266	278	-12	-4%

ANNUAL				
CRIME	2013 JAN. - DEC.	2012 JAN. - DEC.	# DIFFERENCE	% DIFFERENCE
CRIMINAL HOMICIDE	84	83	1	1%
RAPE	105	113	-8	-7%
AGG. ASSAULT	2,965	3,555	-590	-17%
TOTAL	3,154	3,751	-597	-16%

DECEMBER CRIMES AGAINST PERSONS



YEAR TO DATE CRIMES AGAINST PERSONS



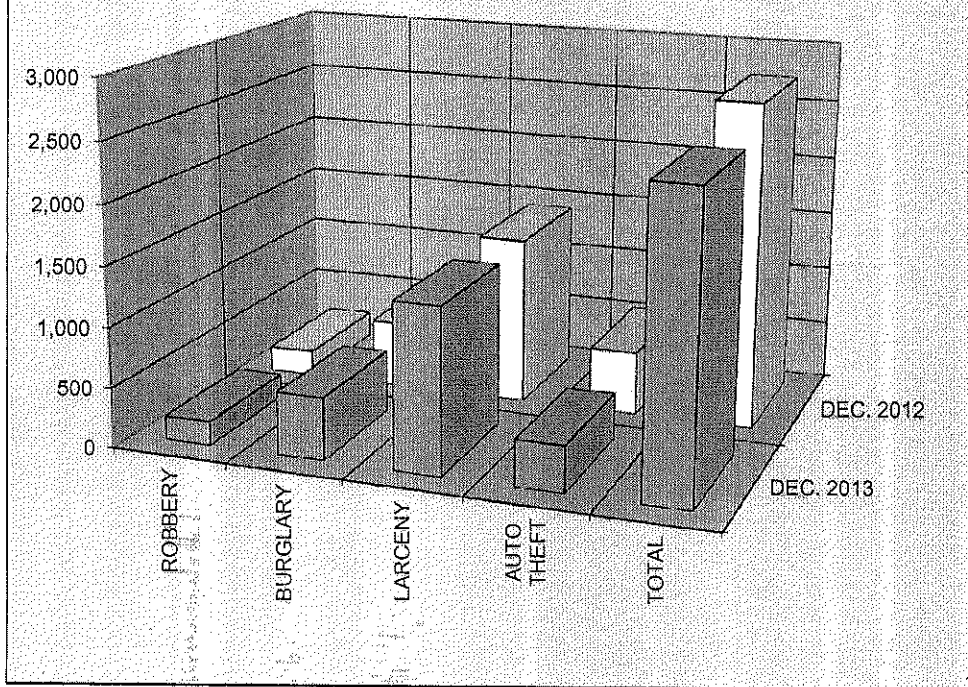
-14-

**2013
CRIME COMPARISON
CRIMES AGAINST PROPERTY**

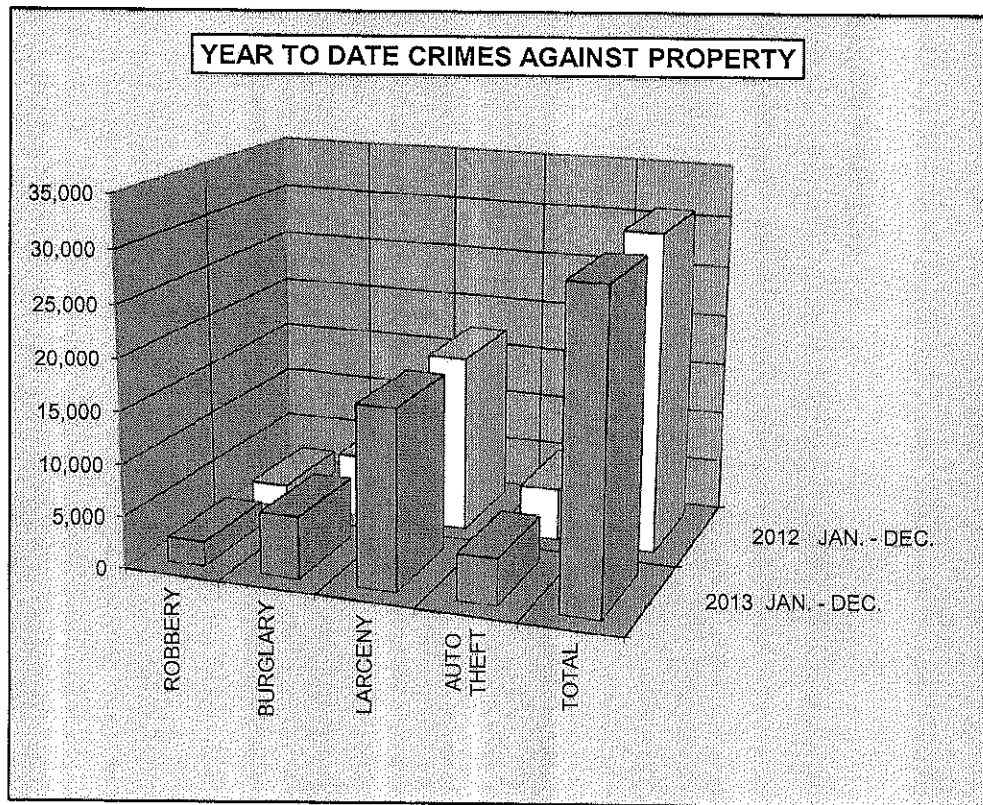
DECEMBER				
CRIME	DEC. 2013	DEC. 2012	# DIFFERENCE	% DIFFERENCE
ROBBERY	201	215	-14	-7%
BURGLARY	522	565	-43	-8%
LARCENY	1,372	1,414	-42	-3%
AUTO THEFT	387	539	-152	-28%
TOTAL	2,482	2,733	-251	-9%

ANNUAL				
CRIME	2013 JAN. - DEC.	2012 JAN. - DEC.	# DIFFERENCE	% DIFFERENCE
ROBBERY	2,363	2,276	87	4%
BURGLARY	5,938	6,192	-254	-4%
LARCENY	17,158	17,212	-54	0%
AUTO THEFT	4,432	5,150	-718	-14%
TOTAL	29,891	30,830	-939	-3%

DECEMBER CRIMES AGAINST PROPERTY




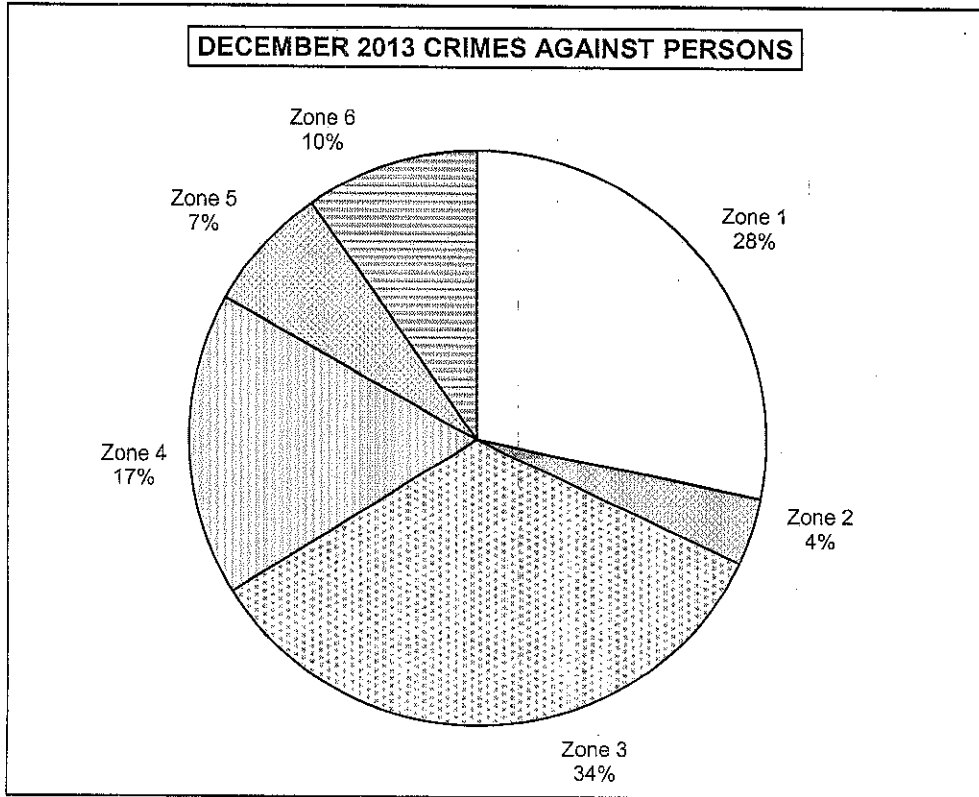
YEAR TO DATE CRIMES AGAINST PROPERTY



2013
AREA BREAKDOWN
CRIMES AGAINST PERSONS AND PROPERTY

DECEMBER 2013 CRIMES AGAINST PERSONS BY ZONE						
CRIME	Zone 1	Zone 2	Zone 3	Zone 4	Zone 5	Zone 6
CRIMINAL HOMICIDE	2	0	1	1	0	3
RAPE	0	1	1	6	2	0
AGG. ASSAULT	73	9	89	38	17	23
TOTAL CRIMES AGAINST PERSONS	75	10	91	45	19	26

DECEMBER 2013 CRIMES AGAINST PROPERTY BY ZONE						
CRIME	Zone 1	Zone 2	Zone 3	Zone 4	Zone 5	Zone 6
ROBBERY	50	16	31	50	18	36
BURGLARY	111	56	108	133	24	90
LARCENY	131	346	158	188	294	255
AUTO THEFT	67	29	110	96	33	52
TOTAL CRIMES AGAINST PROPERTY	359	447	407	467	369	433

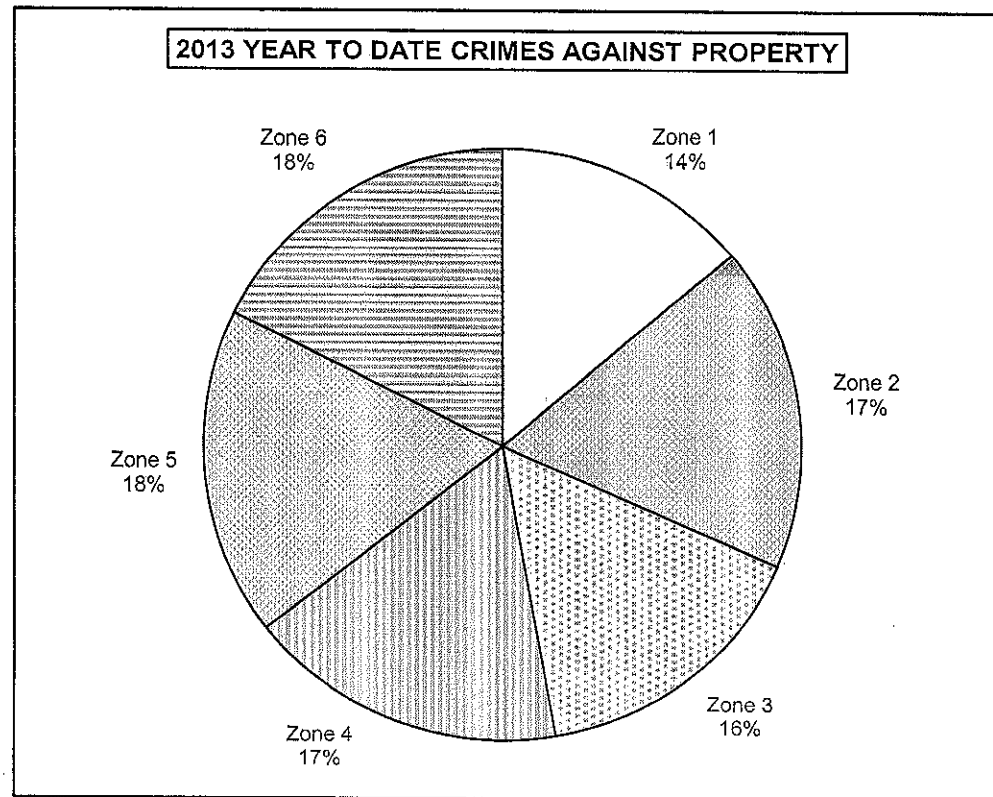
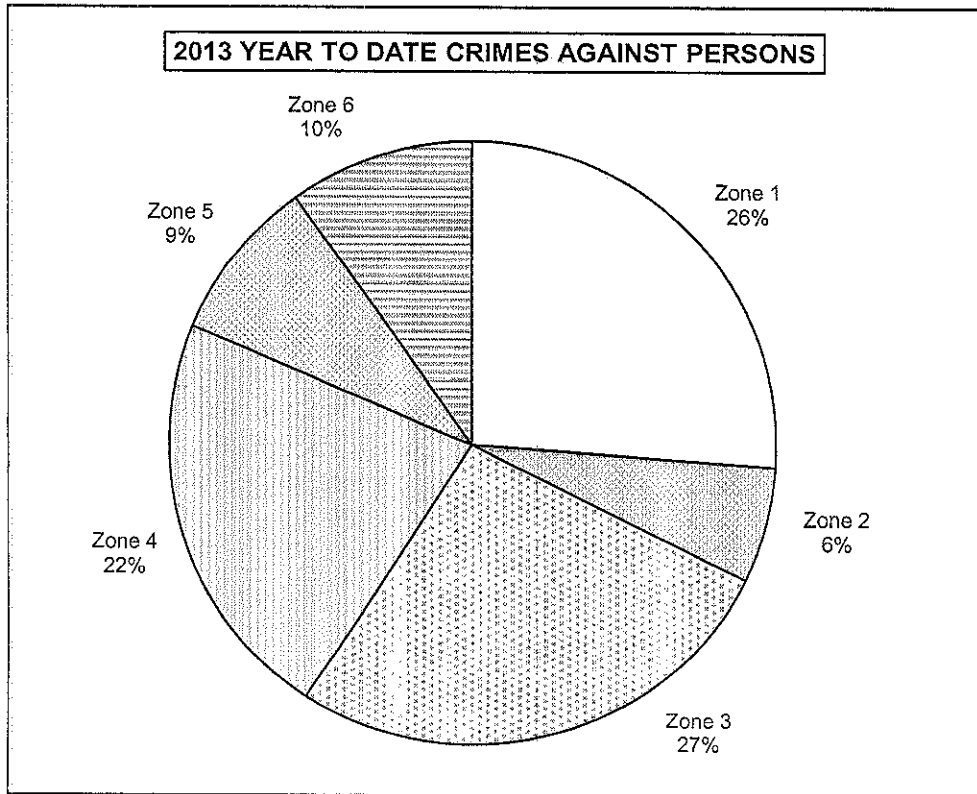


-16-

2013
YEAR TO DATE AREA BREAKDOWN
CRIMES AGAINST PERSONS AND PROPERTY

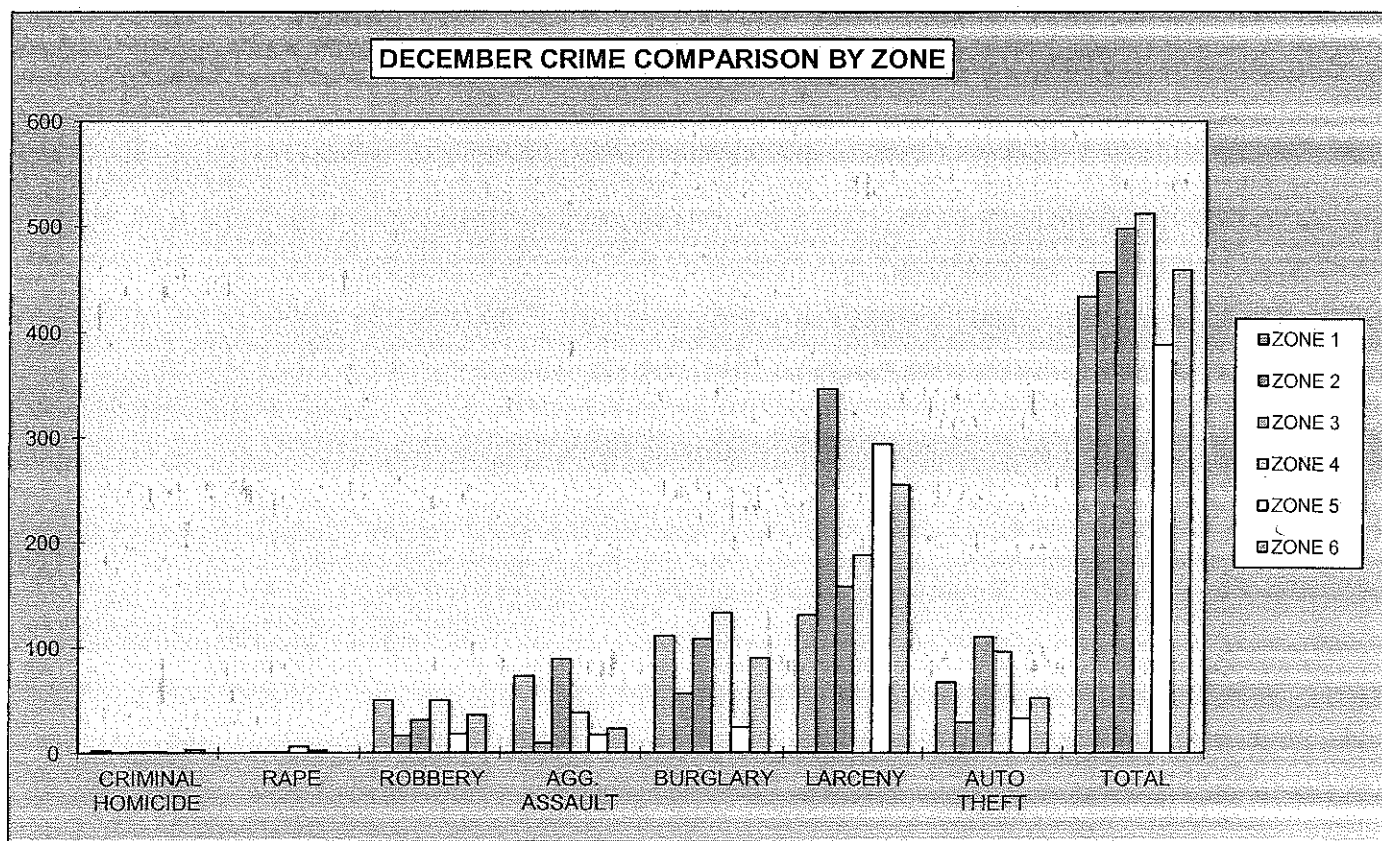
ANNUAL CRIMES AGAINST PERSONS BY ZONE						
CRIME	Zone 1	Zone 2	Zone 3	Zone 4	Zone 5	Zone 6
CRIMINAL HOMICIDE	30	4	11	19	6	14
RAPE	20	15	30	23	11	6
AGG. ASSAULT	774	174	811	652	261	293
TOTAL CRIMES AGAINST PERSONS	824	193	852	694	278	313

ANNUAL CRIMES AGAINST PROPERTY BY ZONE						
CRIME	Zone 1	Zone 2	Zone 3	Zone 4	Zone 5	Zone 6
ROBBERY	437	243	427	533	321	402
BURGLARY	1,274	722	1,245	1,443	262	992
LARCENY	1,718	3,867	1,934	2,313	4,244	3,082
AUTO THEFT	735	411	1,079	915	461	831
TOTAL CRIMES AGAINST PROPERTY	4,164	5,243	4,685	5,204	5,288	5,307



2013
AREA BREAKDOWN

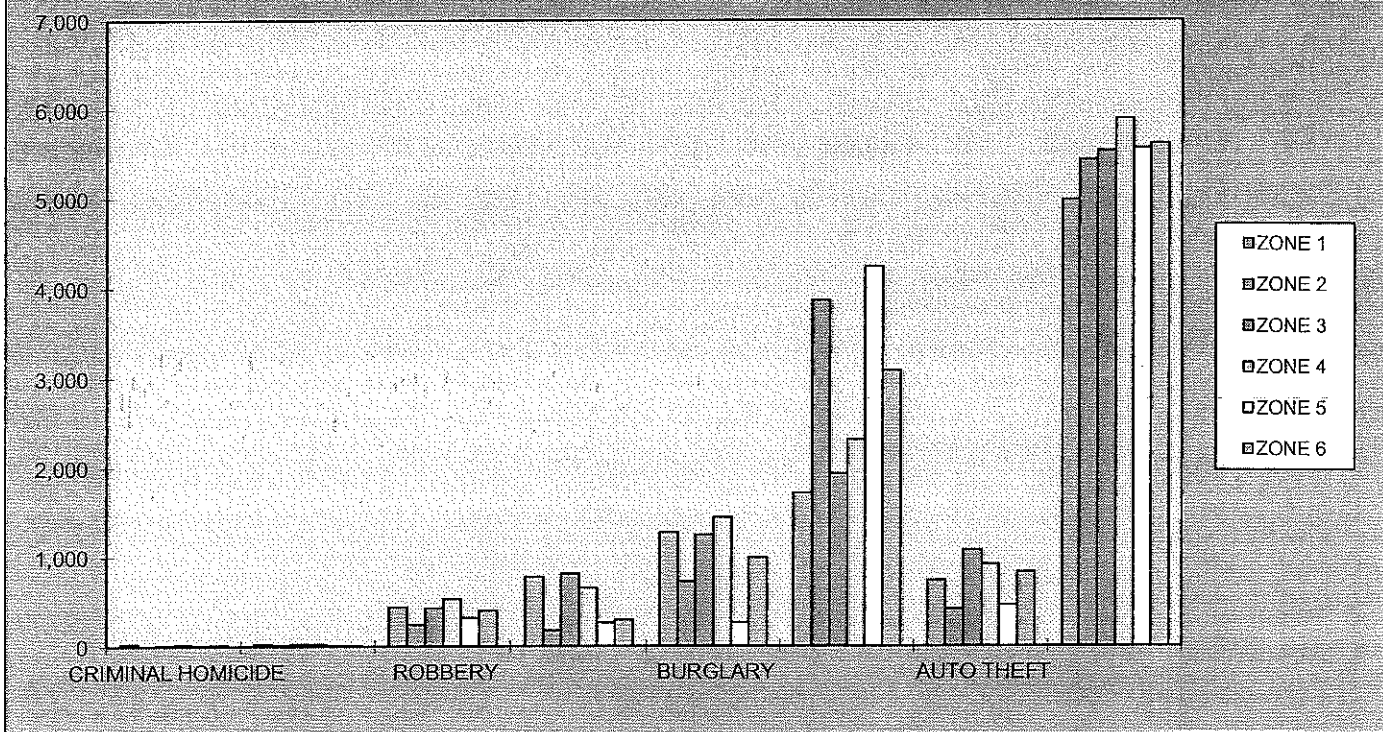
DECEMBER CRIME COMPARISON BY ZONE						
CRIME	ZONE 1	ZONE 2	ZONE 3	ZONE 4	ZONE 5	ZONE 6
CRIMINAL HOMICIDE	2	0	1	1	0	3
RAPE	0	1	1	6	2	0
ROBBERY	50	16	31	50	18	36
AGG. ASSAULT	73	9	89	38	17	23
BURGLARY	111	56	108	133	24	90
RESIDENCE	93	39	93	121	18	77
NON-RESIDENCE	18	17	15	12	6	13
LARCENY	131	346	158	188	294	255
POCKETPICKING	0	4	0	2	4	0
PURSE SNATCHING	4	4	2	1	4	2
SHOPLIFTING	35	77	18	33	35	34
FROM MOTOR VEHICLES	35	170	83	76	173	149
MOTOR VEH. PARTS/ACCESSORIES	18	18	12	23	8	14
BICYCLES	1	0	0	2	7	2
FROM BUILDINGS	18	42	15	24	45	24
FROM COIN OPERATED MACHINES	0	0	0	0	1	0
ALL OTHER	20	31	28	27	17	30
AUTO THEFT	67	29	110	96	33	52
TOTAL	434	457	498	512	388	459



YEAR TO DATE AREA BREAKDOWN

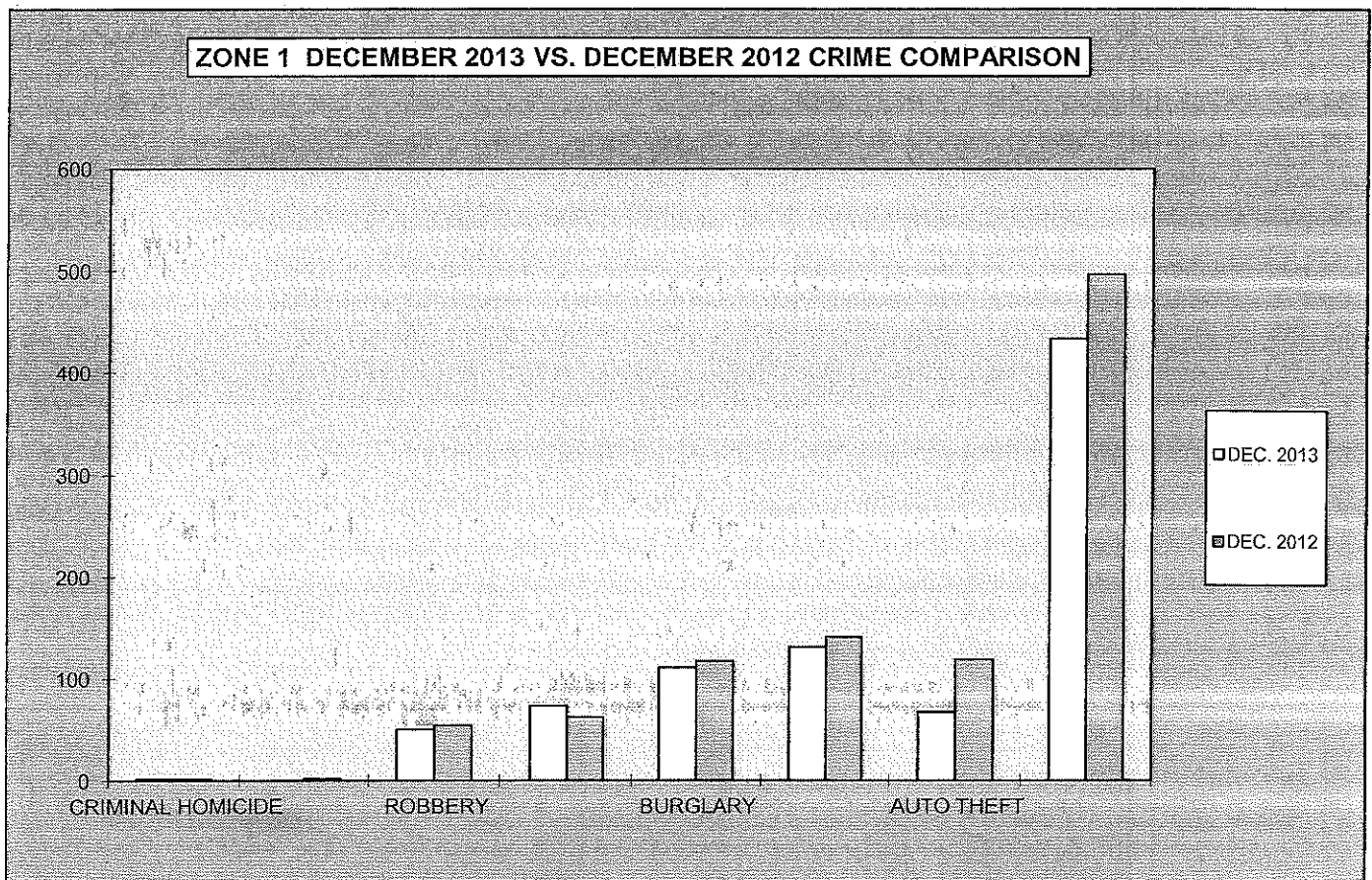
ANNUAL CRIME COMPARISON						
CRIME	ZONE 1	ZONE 2	ZONE 3	ZONE 4	ZONE 5	ZONE 6
CRIMINAL HOMICIDE	30	4	11	19	6	14
RAPE	20	15	30	23	11	6
ROBBERY	437	243	427	533	321	402
AGG. ASSAULT	774	174	811	652	261	293
BURGLARY	1,274	722	1,245	1,443	262	992
RESIDENCE	1,120	560	1,069	1,294	152	843
NON-RESIDENCE	154	162	176	149	110	149
LARCENY	1,718	3,867	1,934	2,313	4,244	3,082
POCKETPICKING	7	20	9	8	47	17
PURSE SNATCHING	73	39	77	92	121	70
SHOPLIFTING	345	769	193	511	337	424
FROM MOTOR VEHICLES	477	1,937	772	680	2,377	1,737
MOTOR VEH. PARTS/ACCESSORIES	191	224	192	193	276	208
BICYCLES	18	28	14	21	85	78
FROM BUILDINGS	185	436	196	253	558	191
FROM COIN OPERATED MACHINES	3	1	1	5	8	1
ALL OTHER	419	413	480	550	435	356
AUTO THEFT	735	411	1,079	915	461	831
TOTAL	4,988	5,436	5,537	5,898	5,566	5,620

YEAR TO DATE CRIME COMPARISON BY ZONE



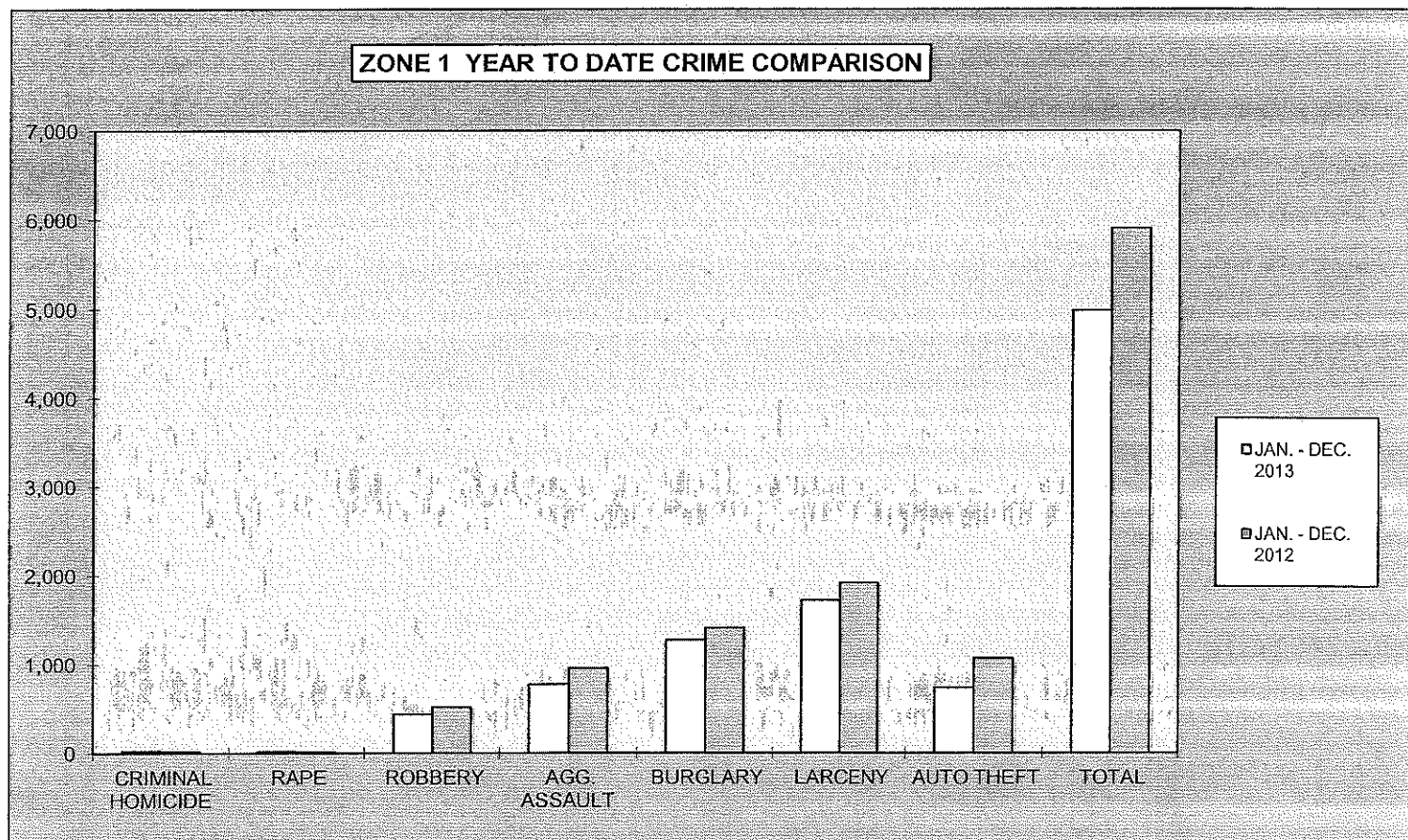
MONTHLY CRIME COMPARISON

ZONE 1				
CRIME	DEC 2013	DEC 2012	# DIFFERENCE	% DIFFERENCE
CRIMINAL HOMICIDE	2	2	0	0%
RAPE	0	2	-2	-100%
ROBBERY	50	54	-4	-7%
AGG. ASSAULT	73	62	11	18%
BURGLARY	111	117	-6	-5%
RESIDENCE	93	104	-11	-11%
NON-RESIDENCE	18	13	5	38%
LARCENY	131	141	-10	-7%
POCKETPICKING	0	1	-1	-100%
PURSE SNATCHING	4	1	3	300%
SHOPLIFTING	35	19	16	84%
FROM MOTOR VEHICLES	35	52	-17	-33%
MOTOR VEH. PARTS/ACCESSORIES	18	18	0	0%
BICYCLES	1	0	1	100%
FROM BUILDINGS	18	16	2	13%
FROM COIN OPERATED MACHINES	0	0	0	0%
ALL OTHER	20	34	-14	-41%
AUTO THEFT	67	119	-52	-44%
TOTAL	434	497	-63	-13%



**2013
YEAR TO DATE CRIME COMPARISON**

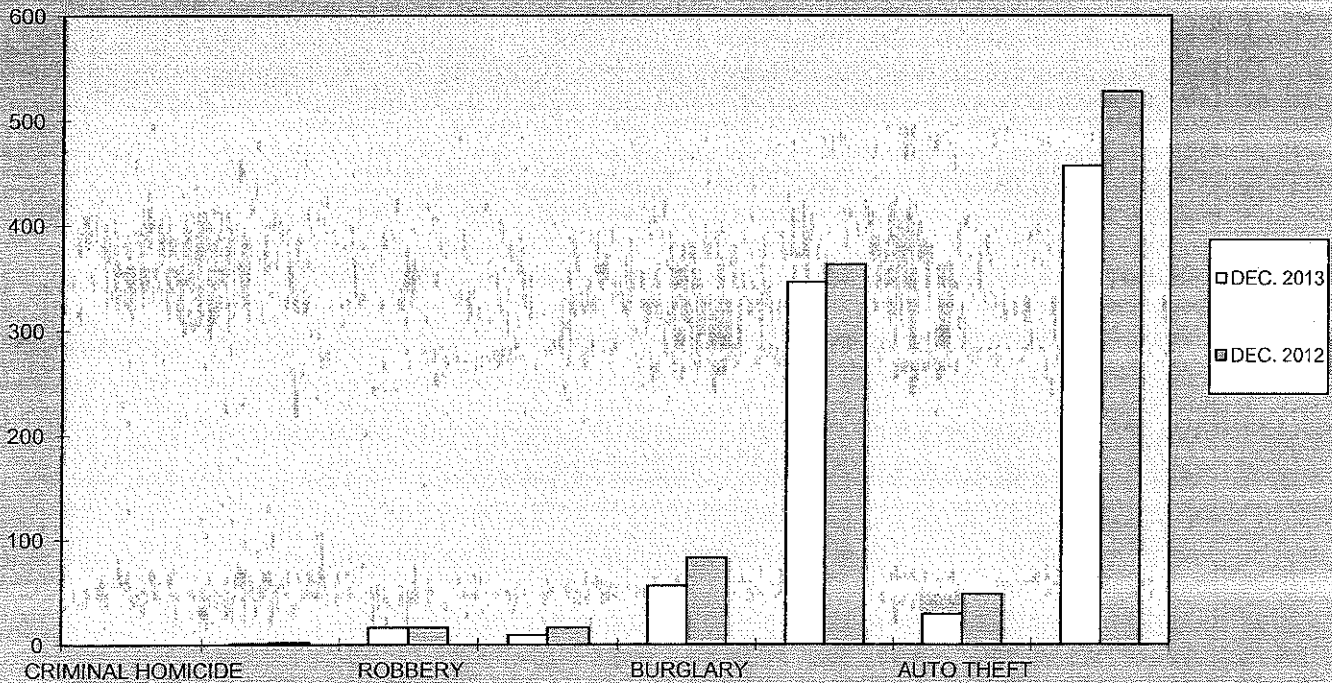
ZONE 1					
CRIME	JAN. - DEC. 2013	JAN. - DEC. 2012	# DIFFERENCE	% DIFFERENCE	
CRIMINAL HOMICIDE	30	23	7	30%	
RAPE	20	19	1	5%	
ROBBERY	437	517	-80	-15%	
AGG. ASSAULT	774	957	-183	-19%	
BURGLARY	1,274	1,409	-135	-10%	
RESIDENCE	1,120	1,293	-173	-13%	
NON-RESIDENCE	154	116	38	33%	
LARCENY	1,718	1,916	-198	-10%	
POCKETPICKING	7	5	2	40%	
PURSE SNATCHING	73	68	5	7%	
SHOPLIFTING	345	172	173	101%	
FROM MOTOR VEHICLES	477	633	-156	-25%	
MOTOR VEH. PARTS/ACCESSORIES	191	256	-65	-25%	
BICYCLES	18	10	8	80%	
FROM BUILDINGS	185	240	-55	-23%	
FROM COIN OPERATED MACHINES	3	2	1	50%	
ALL OTHER	419	530	-111	-21%	
AUTO THEFT	735	1,068	-333	-31%	
TOTAL	4,988	5,909	-921	-16%	



2013
MONTHLY CRIME COMPARISON

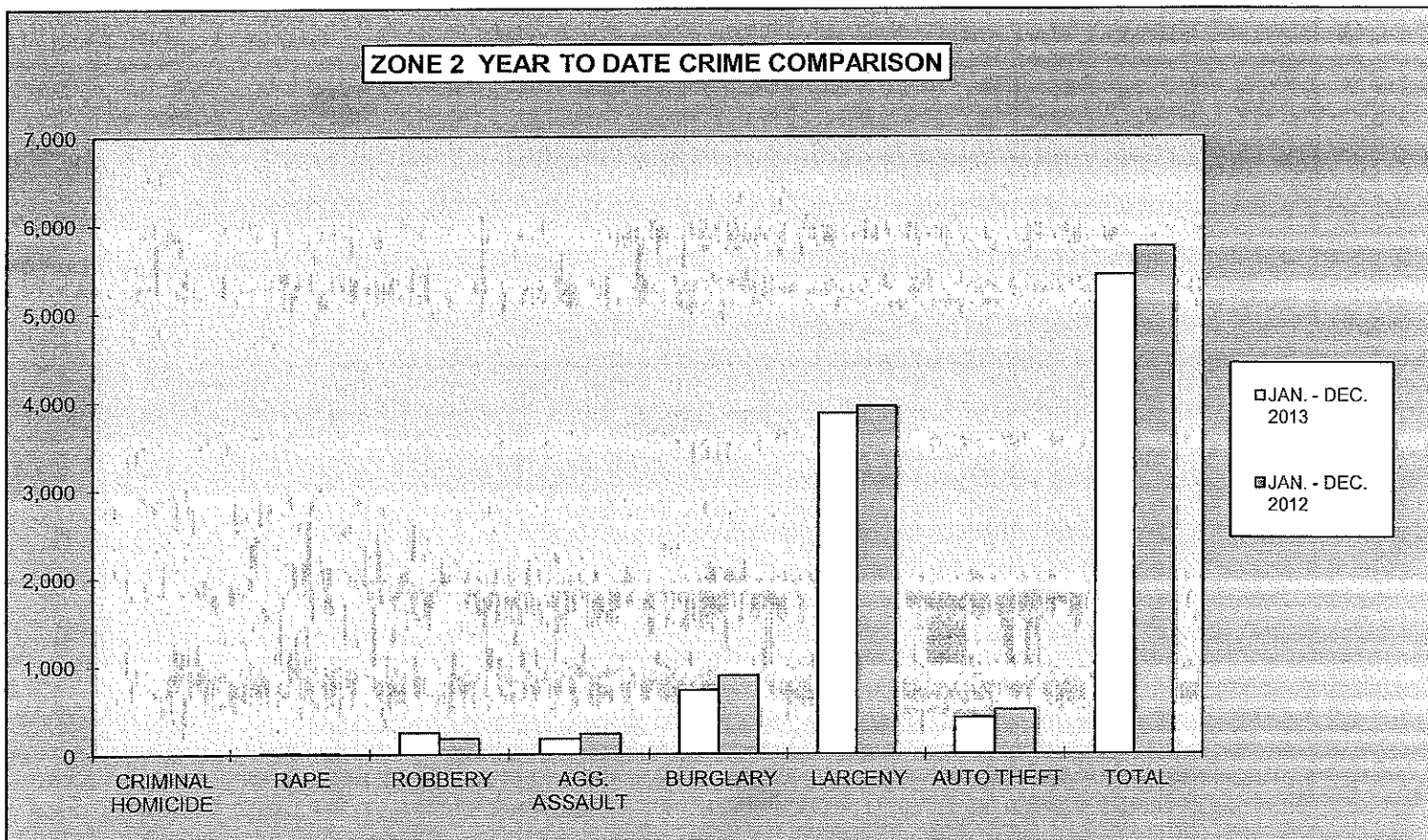
ZONE 2					
CRIME	DEC 2013	DEC 2012	# DIFFERENCE	% DIFFERENCE	
CRIMINAL HOMICIDE	0	0	0	0%	
RAPE	1	2	-1	-50%	
ROBBERY	16	16	0	0%	
AGG. ASSAULT	9	16	-7	-44%	
BURGLARY	56	83	-27	-33%	
RESIDENCE	39	64	-25	-39%	
NON-RESIDENCE	17	19	-2	-11%	
LARCENY	346	363	-17	-5%	
POCKETPICKING	4	3	1	33%	
PURSE SNATCHING	4	5	-1	-20%	
SHOPLIFTING	77	88	-11	-13%	
FROM MOTOR VEHICLES	170	168	2	1%	
MOTOR VEH. PARTS/ACCESSORIES	18	25	-7	-28%	
BICYCLES	0	1	-1	-100%	
FROM BUILDINGS	42	51	-9	-18%	
FROM COIN OPERATED MACHINES	0	0	0	0%	
ALL OTHER	31	22	9	41%	
AUTO THEFT	29	48	-19	-40%	
TOTAL	457	528	-71	-13%	

ZONE 2 DECEMBER 2013 VS. DECEMBER 2012 CRIME COMPARISON



**2013
YEAR TO DATE CRIME COMPARISON**

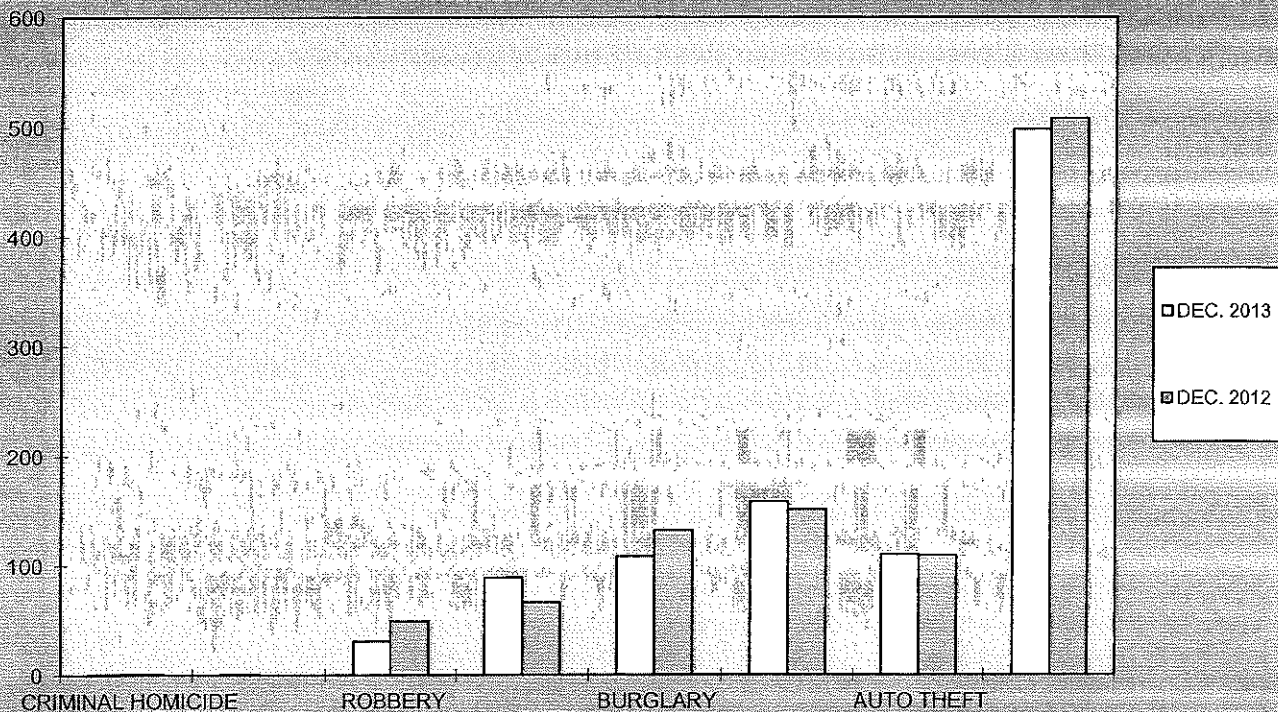
ZONE 2					
CRIME	JAN. - DEC. 2013	JAN. - DEC. 2012	# DIFFERENCE	% DIFFERENCE	
CRIMINAL HOMICIDE	4	0	4	100%	
RAPE	15	12	3	25%	
ROBBERY	243	181	62	34%	
AGG. ASSAULT	174	229	-55	-24%	
BURGLARY	722	889	-167	-19%	
RESIDENCE	560	715	-155	-22%	
NON-RESIDENCE	162	174	-12	-7%	
LARCENY	3,867	3,952	-85	-2%	
POCKETPICKING	20	37	-17	-46%	
PURSE SNATCHING	39	49	-10	-20%	
SHOPLIFTING	769	871	-102	-12%	
FROM MOTOR VEHICLES	1,937	1,790	147	8%	
MOTOR VEH. PARTS/ACCESSORIES	224	320	-96	-30%	
BICYCLES	28	20	8	40%	
FROM BUILDINGS	436	414	22	5%	
FROM COIN OPERATED MACHINES	1	5	-4	-80%	
ALL OTHER	413	446	-33	-7%	
AUTO THEFT	411	498	-87	-17%	
TOTAL	5,436	5,761	-325	-6%	



2013
MONTHLY CRIME COMPARISON

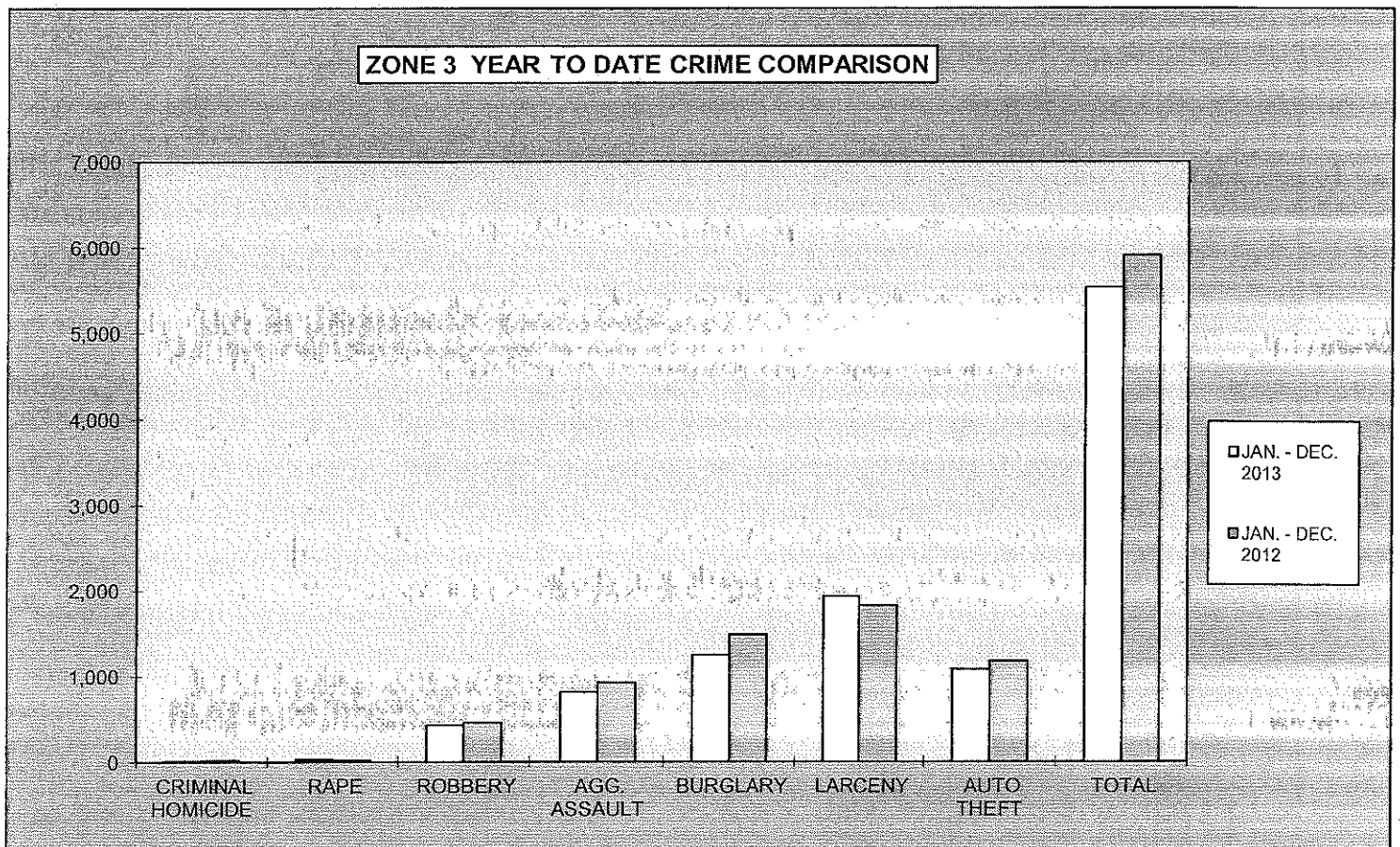
ZONE 3				
CRIME	DEC. 2013	DEC. 2012	# DIFFERENCE	% DIFFERENCE
CRIMINAL HOMICIDE	1	1	0	0%
RAPE	1	0	1	100%
ROBBERY	31	49	-18	-37%
AGG. ASSAULT	89	66	23	35%
BURGLARY	108	132	-24	-18%
RESIDENCE	93	121	-28	-23%
NON-RESIDENCE	15	11	4	36%
LARCENY	158	151	7	5%
POCKETPICKING	0	1	-1	-100%
PURSE SNATCHING	2	1	1	100%
SHOPLIFTING	18	25	-7	-28%
FROM MOTOR VEHICLES	83	64	19	30%
MOTOR VEH. PARTS/ACCESSORIES	12	13	-1	-8%
BICYCLES	0	0	0	0%
FROM BUILDINGS	15	5	10	200%
FROM COIN OPERATED MACHINES	0	0	0	0%
ALL OTHER	28	42	-14	-33%
AUTO THEFT	110	109	1	1%
TOTAL	498	508	-10	-2%

ZONE 3 DECEMBER 2013 VS. DECEMBER 2012 CRIME COMPARISON



**2013
YEAR TO DATE CRIME COMPARISON**

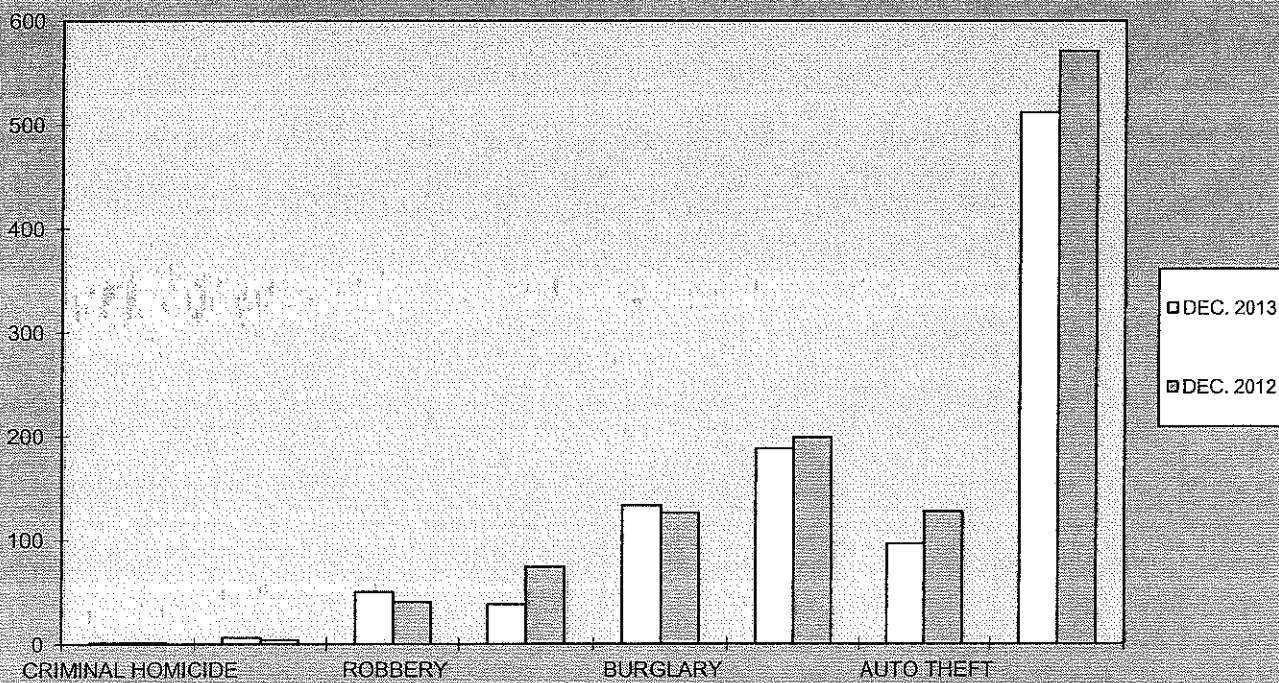
ZONE 3					
CRIME	JAN. - DEC. 2013	JAN. - DEC. 2012	# DIFFERENCE	% DIFFERENCE	
CRIMINAL HOMICIDE	11	21	-10	-48%	
RAPE	30	20	10	50%	
ROBBERY	427	458	-31	-7%	
AGG. ASSAULT	811	924	-113	-12%	
BURGLARY	1,245	1,487	-242	-16%	
RESIDENCE	1,069	1,326	-257	-19%	
NON-RESIDENCE	176	161	15	9%	
LARCENY	1,934	1,827	107	6%	
POCKETPICKING	9	13	-4	-31%	
PURSE SNATCHING	77	64	13	20%	
SHOPLIFTING	193	220	-27	-12%	
FROM MOTOR VEHICLES	772	572	200	35%	
MOTOR VEH. PARTS/ACCESSORIES	192	193	-1	-1%	
BICYCLES	14	17	-3	-18%	
FROM BUILDINGS	196	207	-11	-5%	
FROM COIN OPERATED MACHINES	1	3	-2	-67%	
ALL OTHER	480	538	-58	-11%	
AUTO THEFT	1,079	1,174	-95	-8%	
TOTAL	5,537	5,911	-374	-6%	



2013
MONTHLY CRIME COMPARISON

ZONE 4					
CRIME	DEC. 2013	DEC. 2012	# DIFFERENCE	% DIFFERENCE	
CRIMINAL HOMICIDE	1	1	0	0%	
RAPE	6	4	2	50%	
ROBBERY	50	40	10	25%	
AGG. ASSAULT	38	74	-36	-49%	
BURGLARY	133	126	7	6%	
RESIDENCE	121	118	3	3%	
NON-RESIDENCE	12	8	4	50%	
LARCENY	188	199	-11	-6%	
POCKETPICKING	2	0	2	100%	
PURSE SNATCHING	1	9	-8	-89%	
SHOPLIFTING	33	56	-23	-41%	
FROM MOTOR VEHICLES	76	60	16	27%	
MOTOR VEH. PARTS/ACCESSORIES	23	14	9	64%	
BICYCLES	2	2	0	0%	
FROM BUILDINGS	24	14	10	71%	
FROM COIN OPERATED MACHINES	0	1	-1	-100%	
ALL OTHER	27	43	-16	-37%	
AUTO THEFT	96	127	-31	-24%	
TOTAL	512	571	-59	-10%	

ZONE 4 DECEMBER 2013 VS. DECEMBER 2012 CRIME COMPARISON

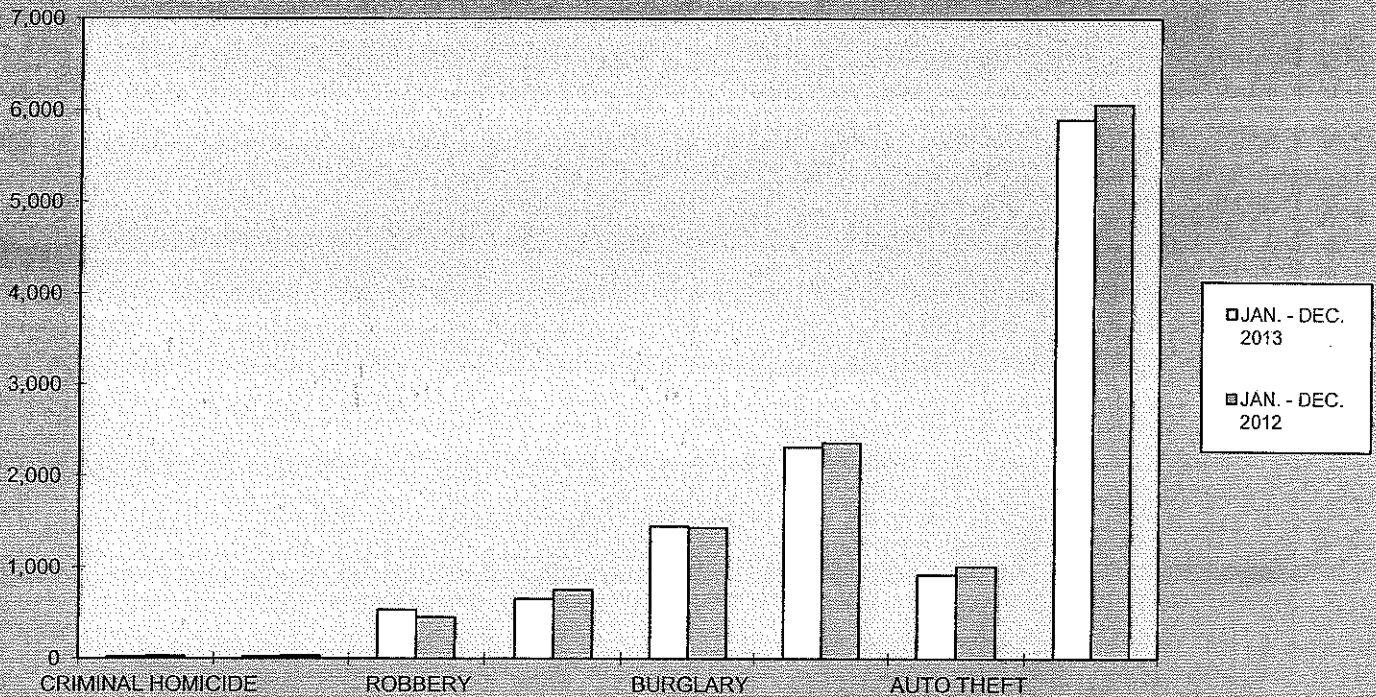


**2013
YEAR TO DATE CRIME COMPARISON**

ZONE 4

CRIME	JAN. - DEC. 2013	JAN. - DEC. 2012	# DIFFERENCE	% DIFFERENCE
CRIMINAL HOMICIDE	19	27	-8	-30%
RAPE	23	30	-7	-23%
ROBBERY	533	453	80	18%
AGG. ASSAULT	652	751	-99	-13%
BURGLARY	1,443	1,430	13	1%
RESIDENCE	1,294	1,308	-14	-1%
NON-RESIDENCE	149	122	27	22%
LARCENY	2,313	2,361	-48	-2%
POCKETPICKING	8	6	2	33%
PURSE SNATCHING	92	57	35	61%
SHOPLIFTING	511	548	-37	-7%
FROM MOTOR VEHICLES	680	583	97	17%
MOTOR VEH. PARTS/ACCESSORIES	193	204	-11	-5%
BICYCLES	21	24	-3	-13%
FROM BUILDINGS	253	284	-31	-11%
FROM COIN OPERATED MACHINES	5	8	-3	-38%
ALL OTHER	550	647	-97	-15%
AUTO THEFT	915	1,009	-94	-9%
TOTAL	5,898	6,061	-163	-3%

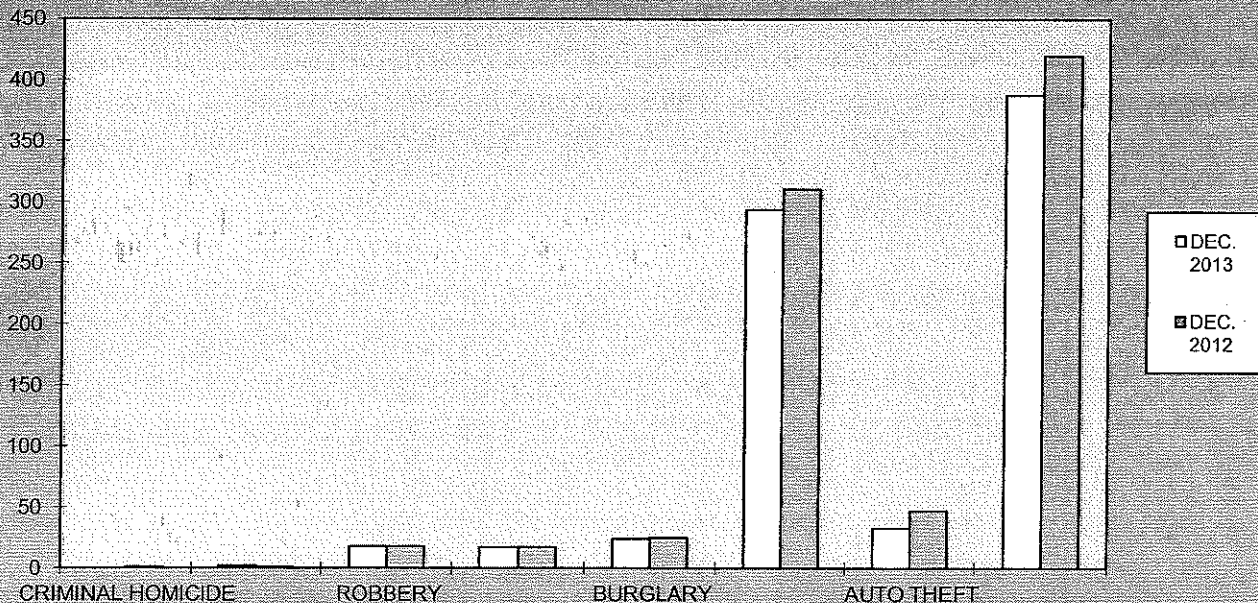
ZONE 4 YEAR TO DATE CRIME COMPARISON



2013
MONTHLY CRIME COMPARISON

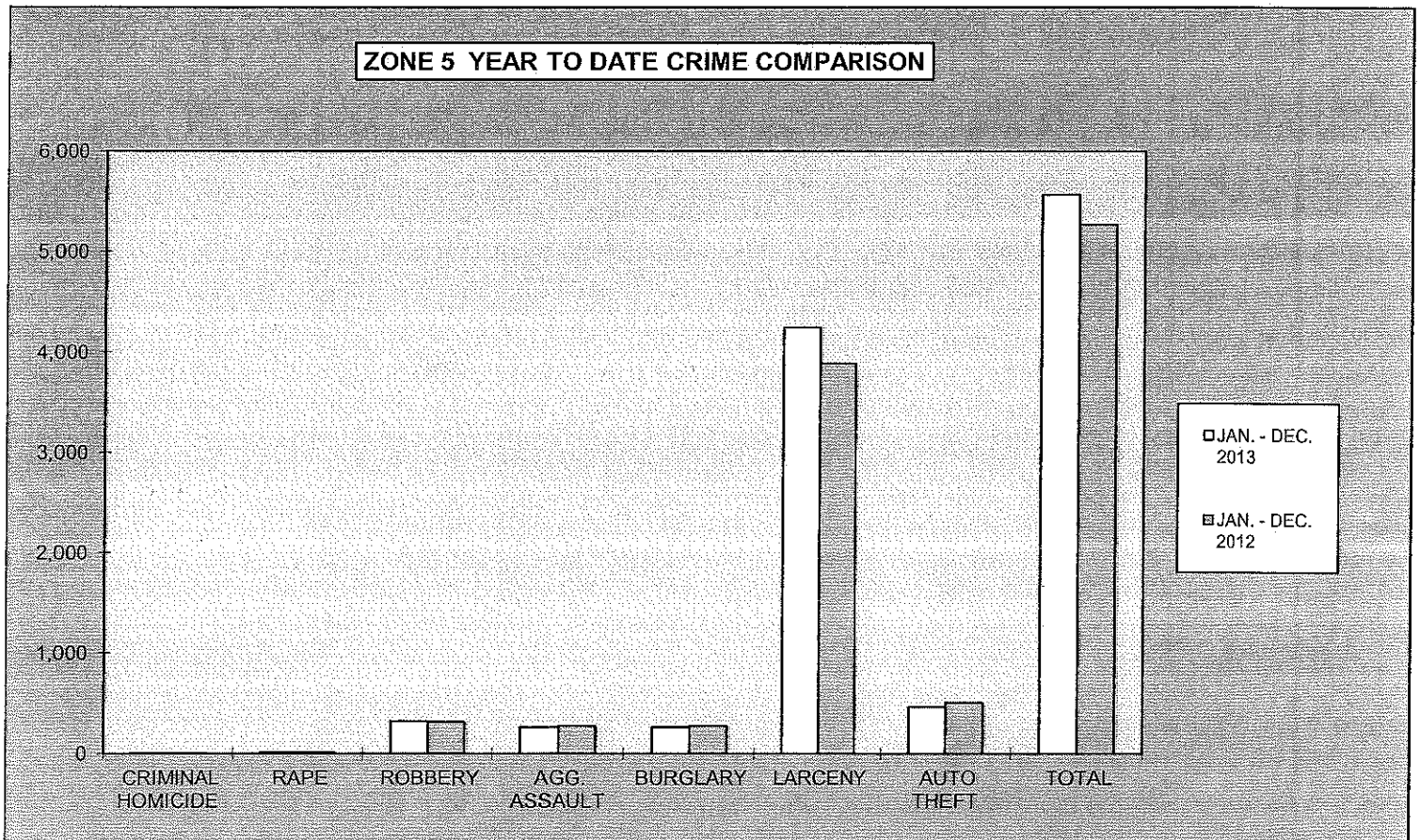
ZONE 5				
CRIME	DEC. 2013	DEC. 2012	# DIFFERENCE	% DIFFERENCE
CRIMINAL HOMICIDE	0	1	-1	-100%
RAPE	2	1	1	100%
ROBBERY	18	18	0	0%
AGG. ASSAULT	17	17	0	0%
BURGLARY	24	25	-1	-4%
RESIDENCE	18	17	1	6%
NON-RESIDENCE	6	8	-2	-25%
LARCENY	294	311	-17	-5%
POCKETPICKING	4	2	2	100%
PURSE SNATCHING	4	3	1	33%
SHOPLIFTING	35	34	1	3%
FROM MOTOR VEHICLES	173	185	-12	-6%
MOTOR VEH. PARTS/ACCESSORIES	8	21	-13	-62%
BICYCLES	7	4	3	75%
FROM BUILDINGS	45	41	4	10%
FROM COIN OPERATED MACHINES	1	0	1	100%
ALL OTHER	17	21	-4	-19%
AUTO THEFT	33	47	-14	-30%
TOTAL	388	420	-32	-8%

ZONE 5 DECEMBER 2013 VS. DECEMBER 2012 CRIME COMPARISON



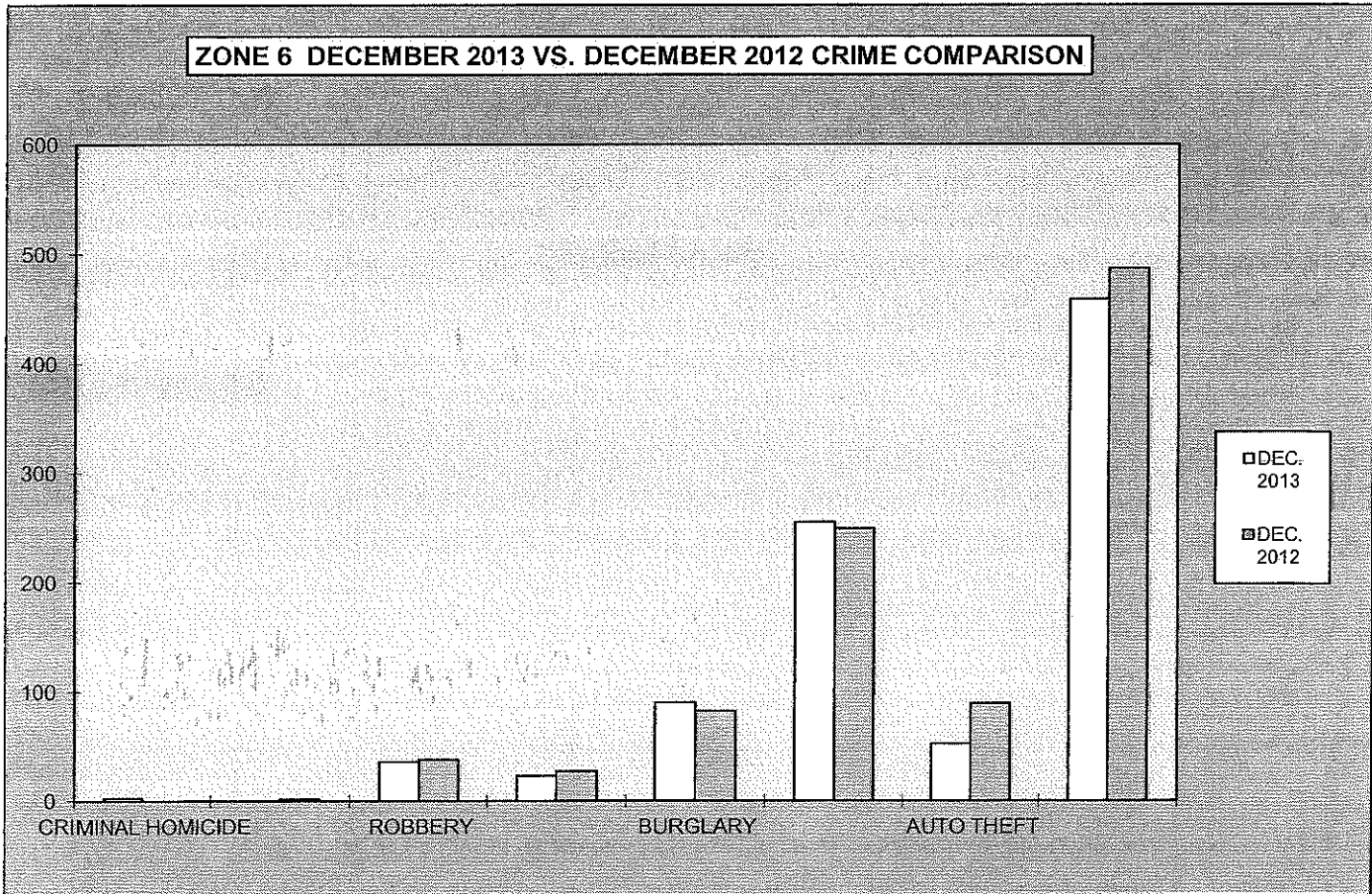
**2013
YEAR TO DATE CRIME COMPARISON**

ZONE 5				
CRIME	JAN. - DEC. 2013	JAN. - DEC. 2012	# DIFFERENCE	% DIFFERENCE
CRIMINAL HOMICIDE	6	4	2	50%
RAPE	11	10	1	10%
ROBBERY	321	315	6	2%
AGG. ASSAULT	261	273	-12	-4%
BURGLARY	262	274	-12	-4%
RESIDENCE	152	175	-23	-13%
NON-RESIDENCE	110	99	11	11%
LARCENY	4,244	3,888	356	9%
POCKETPICKING	47	38	9	24%
PURSE SNATCHING	121	96	25	26%
SHOPLIFTING	337	454	-117	-26%
FROM MOTOR VEHICLES	2,377	1,970	407	21%
MOTOR VEH. PARTS/ACCESSORIES	276	353	-77	-22%
BICYCLES	85	40	45	113%
FROM BUILDINGS	558	535	23	4%
FROM COIN OPERATED MACHINES	8	7	1	14%
ALL OTHER	435	395	40	10%
AUTO THEFT	461	506	-45	-9%
TOTAL	5,566	5,270	296	6%



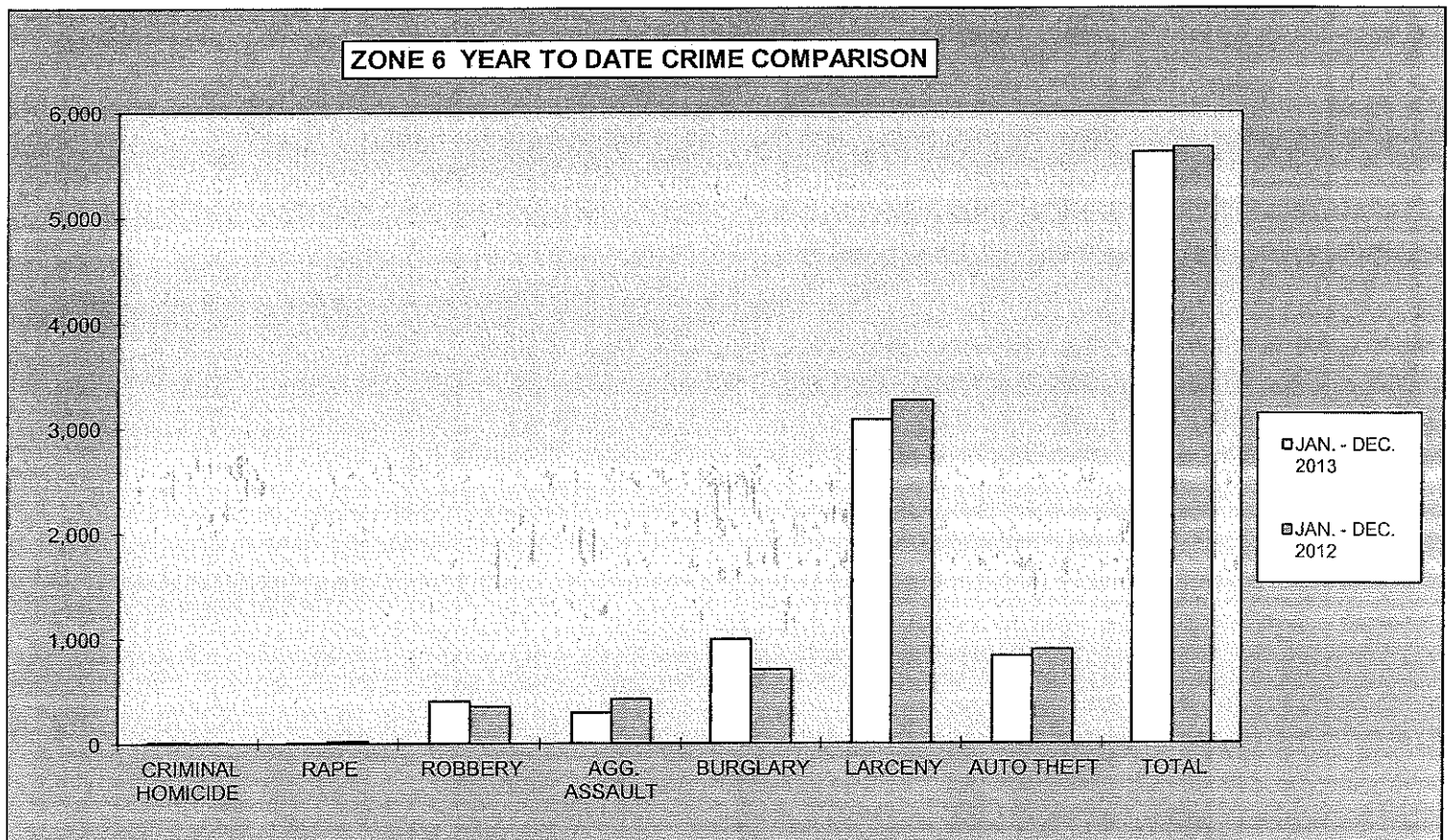
MONTHLY CRIME COMPARISON

ZONE 6					
CRIME	DEC. 2013	DEC. 2012	# DIFFERENCE	% DIFFERENCE	
CRIMINAL HOMICIDE	3	0	3	100%	
RAPE	0	2	-2	-100%	
ROBBERY	36	38	-2	-5%	
AGG. ASSAULT	23	27	-4	-15%	
BURGLARY	90	82	8	10%	
RESIDENCE	77	68	9	13%	
NON-RESIDENCE	13	14	-1	-7%	
LARCENY	255	249	6	2%	
POCKETPICKING	0	2	-2	-100%	
PURSE SNATCHING	2	2	0	0%	
SHOPLIFTING	34	45	-11	-24%	
FROM MOTOR VEHICLES	149	113	36	32%	
MOTOR VEH. PARTS/ACCESSORIES	14	34	-20	-59%	
BICYCLES	2	5	-3	-60%	
FROM BUILDINGS	24	17	7	41%	
FROM COIN OPERATED MACHINES	0	0	0	0%	
ALL OTHER	30	31	-1	-3%	
AUTO THEFT	52	89	-37	-42%	
TOTAL	459	487	-28	-6%	



**2013
YEAR TO DATE CRIME COMPARISON**

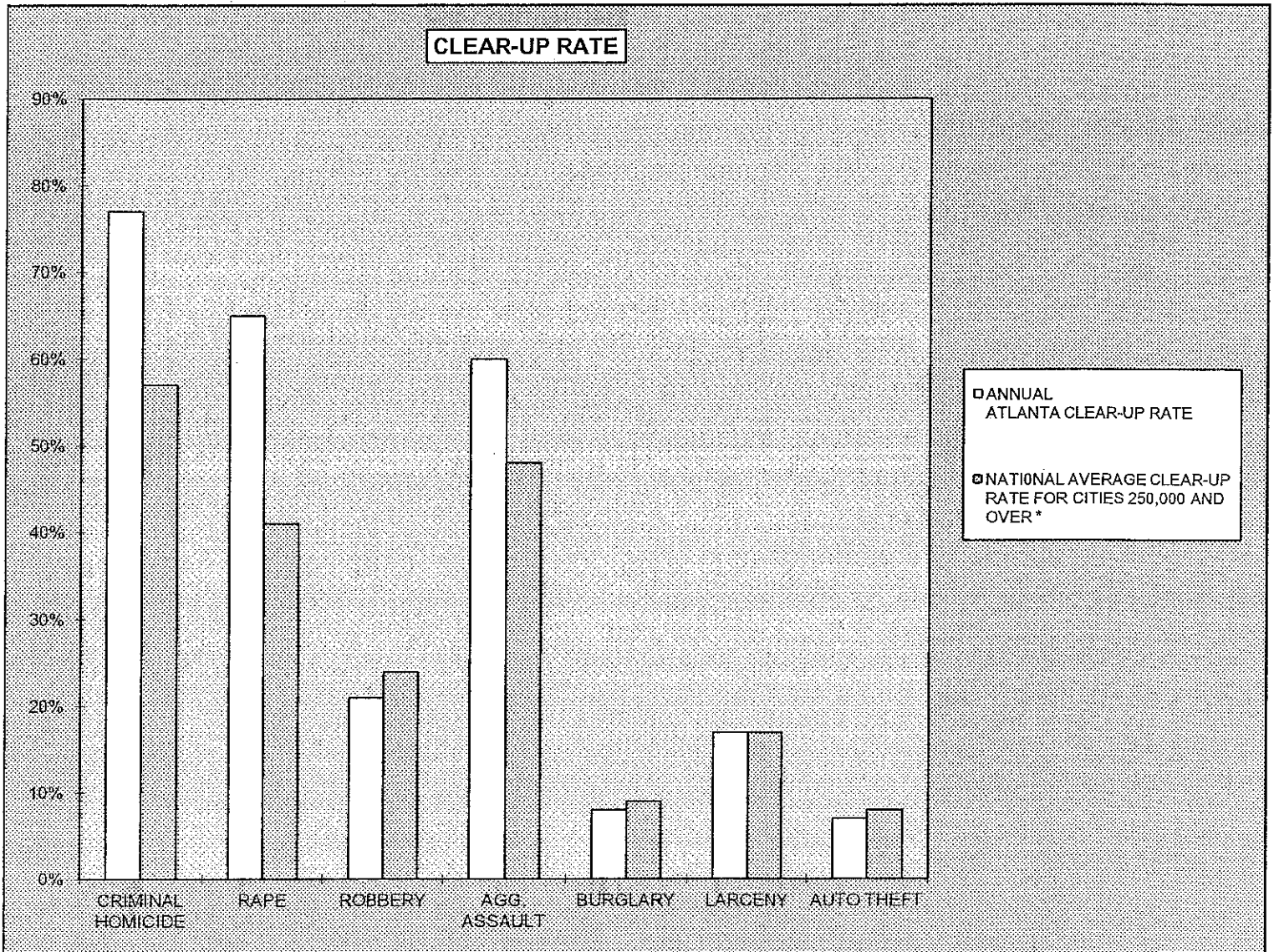
ZONE 6				
CRIME	JAN. - DEC. 2013	JAN. - DEC. 2012	# DIFFERENCE	% DIFFERENCE
CRIMINAL HOMICIDE	14	8	6	75%
RAPE	6	22	-16	-73%
ROBBERY	402	352	50	14%
AGG. ASSAULT	293	421	-128	-30%
BURGLARY	992	703	289	41%
RESIDENCE	843	583	260	45%
NON-RESIDENCE	149	120	29	24%
LARCENY	3,082	3,268	-186	-6%
POCKETPICKING	17	9	8	89%
PURSE SNATCHING	70	103	-33	-32%
SHOPLIFTING	424	564	-140	-25%
FROM MOTOR VEHICLES	1,737	1,625	112	7%
MOTOR VEH. PARTS/ACCESSORIES	208	290	-82	-28%
BICYCLES	78	63	15	24%
FROM BUILDINGS	191	238	-47	-20%
FROM COIN OPERATED MACHINES	1	0	1	100%
ALL OTHER	356	376	-20	-5%
AUTO THEFT	831	895	-64	-7%
TOTAL	5,620	5,669	-49	-1%



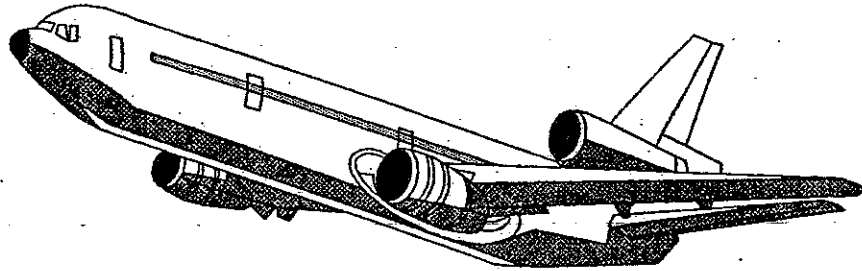
**2013
CRIME COMPARISON
CLEAR-UP RATE**

CRIME	ANNUAL ATLANTA CLEAR-UP RATE	NATIONAL AVERAGE CLEAR-UP RATE FOR CITIES 250,000 AND OVER *
CRIMINAL HOMICIDE	77%	57%
RAPE	65%	41%
ROBBERY	21%	24%
AGG. ASSAULT	60%	48%
BURGLARY	8%	9%
LARCENY	17%	17%
AUTO THEFT	7%	8%

* National Average for Cities 250,000 and Over Based on Latest Annual (2012) FBI Uniform Crime Report



APD



The Atlanta Airport
UNIFORM CRIME REPORTING



DECEMBER 2013

SUPPORT SERVICES DIVISION
INFORMATION SERVICES SECTION

1	2	3	4	5	6
CLASSIFICATION OF OFFENSES	OFFENSES REPORTED OR KNOWN TO POLICE (INCLUDE "UNFOUNDED" AND ATTEMPTS)	UNFOUNDED, I.E., FALSE OR BASELESS COMPLAINTS	NUMBER OF ACTUAL OFFENSES (COLUMN 2 MINUS COLUMN 3) INCLUDE ATTEMPTS	TOTAL OFFENSES CLEARED BY ARREST OR EXCEPTIONAL MEANS (INCLUDES COL. 5)	NUMBER OF CLEARANCES INVOLVING ONLY PERSONS UNDER 18 YEARS OF AGE
1. CRIMINAL HOMICIDE					
a. MURDER AND NONNEGLIGENT HOMICIDE	0	0	0	0	0
b. MANSLAUGHTER BY NEGLIGENCE					
2. FORCIBLE RAPE TOTAL	0	0	0	0	0
a. Rape by Force	0	0	0	0	0
b. Attempts to commit Forcible Rape	0	0	0	0	0
3. ROBBERY TOTAL	0	0	0	0	0
a. Firearm	0	0	0	0	0
b. Knife or Cutting Instrument	0	0	0	0	0
c. Other Dangerous Weapon	0	0	0	0	0
d. Strong-Arm (Hands, Fists, Feet, etc.)	0	0	0	0	0
4. ASSAULT TOTAL	1	0	1	1	0
a. Firearm	1	0	1	1	0
b. Knife or cutting instrument	0	0	0	0	0
c. Other Dangerous Weapon	0	0	0	0	0
d. Strong-Arm	0	0	0	0	0
e. Other Assaults - Simple, Not Aggravated	0	0	0	0	0
5. BURGLARY TOTAL	0	0	0	0	0
a. Forcible Entry	0	0	0	0	0
b. Unlawful Entry - No Force	0	0	0	0	0
c. Attempted Forcible Entry	0	0	0	0	0
6. LARCENY THEFT TOTAL (except Motor Vehicle Theft)	29	0	29	0	0
7. MOTOR VEHICLE THEFT TOTAL	7	0	7	0	0
a. Autos	7	0	7	0	0
b. Trucks and Buses	0	0	0	0	0
c. Other Vehicles	0	0	0	0	0
GRAND TOTAL	37	0	37	1	0

CHECKING ANY OF THE APPROPRIATE BLOCKS BELOW WILL ELIMINATE YOUR NEED TO SUBMIT REPORTS WHEN THE VALUES ARE ZERO. THIS WILL ALSO AID THE NATIONAL PROGRAM IN ITS QUALITY CONTROL EFFORTS.

- | | |
|---|---|
| <input checked="" type="checkbox"/> NO SUPPLEMENTARY HOMICIDE REPORT SUBMITTED SINCE NO MURDERS, JUSTIFIABLE HOMICIDES, OR MANSLAUGHTER BY NEGLIGENCE OCCURRED IN THIS JURISDICTION DURING THE MONTH. | <input checked="" type="checkbox"/> NO AGE, SEX, AND RACE OF PERSONS ARRESTED UNDER 18 YEARS OF AGE REPORT SINCE NO ARRESTS OF PERSONS WITHIN THIS AGE GROUP. |
| <input type="checkbox"/> NO SUPPLEMENT TO RETURN A REPORT SINCE NO CRIME OFFENSES OR RECOVERY OF PROPERTY REPORTED DURING THE MONTH. | <input type="checkbox"/> NO AGE, SEX, AND RACE OF PERSONS ARRESTED 18 YEARS OF AGE AND OVER REPORT SINCE NO ARRESTS OF PERSONS WITHIN THIS AGE GROUP. |
| <input checked="" type="checkbox"/> NO LAW ENFORCEMENT OFFICERS KILLED OR ASSAULTED REPORT SINCE NONE OF THE OFFICERS WERE ASSAULTED OR KILLED DURING THE MONTH. | <input checked="" type="checkbox"/> NO MONTHLY RETURN OF ARSON OFFENSES KNOWN TO LAW ENFORCEMENT REPORT SINCE NO ARSONS OCCURRED. |

DO NOT USE THIS SPACE

	INITIALS
RECORDED	
EDITED	
ENTERED	
ADJUSTED	
WORKED	

* TOTALS INCLUDE PREVIOUS OFFENSES

DECEMBER 2013

Month and Year of Report

GA 060240X

Agency identifier

JANUARY 27, 2014

Date

ATLANTA AIRPORT POLICE - GEORGIA

Agency and State

Prepared By: Nail J. K... Title: LEUTENANT

 Chief, Commissioner, Sheriff, or Superintendent: George N. Turner Title: CHIEF

PROPERTY STOLEN BY CLASSIFICATION

CLASSIFICATION	DATA ENTRY	Number of Actual Offenses (Column 4 Return A)	Monetary Value of Property Stolen
1. MURDER AND NONNEGLIGENT MANSLAUGHTER	12	0	0.00
2. FORCIBLE RAPE	20	0	0.00
3. ROBBERY			
(a) HIGHWAY (streets, alleys, etc.)	31	0	0.00
(b) COMMERCIAL HOUSE (except c, d, and f)	32	0	0.00
(c) GAS OR SERVICE STATION	33	0	0.00
(d) CONVENIENCE STORE	34	0	0.00
(e) RESIDENCE (anywhere on premises)	35	0	0.00
(f) BANK	36	0	0.00
(g) MISCELLANEOUS	37	0	0.00
TOTAL ROBBERY	30	0	\$ 0.00
5. BURGLARY - BREAKING OR ENTERING			
(a) RESIDENCE (dwelling)			
(1) NIGHT (6 p.m. - 6 a.m.)	51	0	0.00
(2) DAY (6 a.m. - 6 p.m.)	52	0	0.00
(3) UNKNOWN	53	0	0.00
(b) NON-RESIDENCE (store, office, etc.)			
(1) NIGHT (6 p.m. - 6 a.m.)	54	0	0.00
(2) DAY (6 a.m. - 6 p.m.)	55	0	0.00
(3) UNKNOWN	56	0	0.00
TOTAL BURGLARY	60	0	\$ 0.00
6. LARCENY - THEFT (Except Motor Vehicle Theft)			
(a) \$200 AND OVER	61	16	28,518.00
(b) \$50 TO \$200	62	2	207.00
(c) UNDER \$50	63	11	78.00
TOTAL LARCENY (Same as Item 6X)	60	29	\$ 28,803.00
7. MOTOR VEHICLE THEFT (Include Alleged Joy Ride)	70	7	15,004.00
GRAND TOTAL - ALL ITEMS	77		\$ 43,807.00
<u>ADDITIONAL ANALYSIS OF LARCENY AND MOTOR VEHICLE THEFT</u>			
6X. NATURE OF LARCENIES UNDER ITEM 6			
(a) POCKET-PICKING	81	1	600.00
(b) PURSE-SNATCHING	82	1	1.00
(c) SHOPLIFTING	83	0	0.00
(d) FROM MOTOR VEHICLES (except e)	84	0	0.00
(e) MOTOR VEHICLE PARTS AND ACCESSORIES	85	1	450.00
(f) BICYCLES	86	0	0.00
(g) FROM BUILDING (except c and h)	87	15	20,780.00
(h) FROM ANY COIN-OPERATED MACHINES (parking meters, etc.)	88	0	0.00
(i) ALL OTHER	89	11	6,972.00
TOTAL LARCENIES (Same as Item 6)	80	29	\$ 28,803.00
7X. MOTOR VEHICLES RECOVERED			
(a) STOLEN LOCALLY AND RECOVERED LOCALLY	91	3	
(b) STOLEN LOCALLY AND RECOVERED BY OTHER JURISDICTIONS	92	3	
(c) TOTAL LOCALLY STOLEN MOTOR VEHICLES RECOVERED (a & b)	93	6	
(d) STOLEN IN OTHER JURISDICTIONS AND RECOVERED LOCALLY	90	0	

ATLANTA AIRPORT POLICE
 AGE, SEX, AND RACE OF PERSONS ARRESTED
 17 YEARS OF AGE AND OVER

MONTH DECEMBER

YEAR 2013

CLASSIFICATION OF OFFENSES	SEX	AGE OF PERSON ARRESTED															TOTAL	RACE				ETHNIC				
		17	18	19	20	21	22	23	24 29	30 34	35 39	40 44	45 49	50 54	55 59	60 64		65 UP	White	Black	Native Amer.	Asian/Pacific	Whi. Hispanic	Blck Hispanic		
Murder/Nonnegligent Manslaughter	01a	M																		0						
	F																				0					
Manslaughter by Negligence	01b	M																		0						
	F																			0						
Forcible Rape	02	M																		0						
	F																			0						
Robbery	03	M																		0						
	F																			0						
Aggravated Assault	04	M				1														1						
	F																			0		1				
Burglary- Breaking or Entering	05	M																		0						
	F																			0						
Larceny - Theft (except Motor Vehicle Theft)	06	M																		0						
	F																			0						
Motor Vehicle Theft	07	M																		0						
	F																			0						
Other Assaults	08	M																		0						
	F																			0						
Arson	09	M																		0						
	F																			0						
Forgery and Counterfeiting	10	M																		0						
	F																			0						
Fraud	11	M																		0						
	F																			0						
Embezzlement	12	M																		0						
	F										1			1						2		2				
Stolen Property; Buying, Receiving, Possessing	13	M																		0						
	F							1												1		1				
Vandalism	14	M																		0						
	F																			0						
Weapons	15	M								1						1		1		3						
	F								1	1	1		2						5	5	3					

- 36 -

ATLANTA AIRPORT POLICE
AGE, SEX, AND RACE OF PERSONS ARRESTED
17 YEARS OF AGE AND OVER

MONTH DECEMBER

YEAR 2013

CLASSIFICATION OF OFFENSES	SEX	AGE OF PERSON ARRESTED																TOTAL	RACE				ETHNIC		
		17	18	19	20	21	22	23	24	30	35	40	45	50	55	60	65		White	Black	Native Amer.	Asian/Pacific	Whi. Hispanic	Blck Hispanic	
		29	34	39	44	49	54	59	64	UP															
Prostitution and Commercialized Vice	M																		0						
	F																		0						
Sex Offenses (except Rape and Prostitution)	M							1										1							
	F																		0	1					
Drug Abuse Violations Grand Total	M	0	0	0	0	0	0	0	0	0	0	0	0	0	0	0	0	0	0	0	0	0	0	0	
	F	0	0	0	0	0	0	0	0	0	0	0	0	0	0	0	0	0	0	0	0	0	0	0	
(1) Sale/Manufacturing Subtotal	M	0	0	0	0	0	0	0	0	0	0	0	0	0	0	0	0	0	0	0	0	0	0	0	
	F	0	0	0	0	0	0	0	0	0	0	0	0	0	0	0	0	0	0	0	0	0	0	0	
Opium or Cocaine and their derivatives	M																	0							
	F																	0							
Marijuana	M																	0							
	F																	0							
Synthetic Narcotics	M																	0							
	F																	0							
Other Dangerous Non-Narcotic Drugs	M																	0							
	F																	0							
(2) Possession Subtotal	M	0	0	0	0	0	0	0	0	0	0	0	0	0	0	0	0	0	0	0	0	0	0	0	
	F	0	0	0	0	0	0	0	0	0	0	0	0	0	0	0	0	0	0	0	0	0	0	0	
Opium or Cocaine and their derivatives	M																	0							
	F																	0							
Marijuana	M																	0							
	F																	0							
Synthetic Narcotics	M																	0							
	F																	0							
Other Dangerous Non-Narcotic Drugs	M																	0							
	F																	0							
Gambling Total	M	0	0	0	0	0	0	0	0	0	0	0	0	0	0	0	0	0	0	0	0	0	0	0	
	F	0	0	0	0	0	0	0	0	0	0	0	0	0	0	0	0	0	0	0	0	0	0	0	
Bookmaking	M																	0							
	F																	0							
Numbers and Lottery	M																	0							
	F																	0							

- 36a -

ATLANTA AIRPORT POLICE
 AGE, SEX, AND RACE OF PERSONS ARRESTED
 17 YEARS OF AGE AND OVER

MONTH DECEMBER

YEAR 2013

CLASSIFICATION OF OFFENSES	SEX	AGE OF PERSON ARRESTED																TOTAL	RACE				ETHNIC			
		17	18	19	20	21	22	23	24 29	30 34	35 39	40 44	45 49	50 54	55 59	60 64	65 UP		White	Black	Native Amer.	Asian/Pacific	Whi. Hispanic	Blck Hispanic		
All Other Gambling	M																	0								
	F																	0								
Offenses Against Family And Children	M																	0								
	F																	0								
Driving Under the Influence	M																	0								
	F																	0								
Liquor Laws	M																	0								
	F																	0								
Drunkenness	M														1			1								
	F																	0								
Disorderly Conduct	M														1			1								
	F																	0	1							
Vagrancy	M																	0								
	F																	0								
All Other Offenses (except Traffic)	M								2	3	4	4	8	5	1	3	1	31								
	F																	0	4	27						
Suspicion	M																	0								
	F																	0								
TOTAL			0	0	0	1	0	0	1	4	4	7	4	10	6	4	4	1	46	12	34	0	0	0	0	0

-36b-

DECEMBER 2013

Month and Year of Report

GA 060240X

Agency Identifier

JANUARY 27, 2014

Date

Nail J. Kloss

LIEUTENANT

Prepared By

Title

George N. Turner

CHIEF

Chief, Commissioner, Sheriff, or Superintendent

ATLANTA AIRPORT POLICE - GEORGIA

Agency and State

ATLANTA AIRPORT POLICE
 AGE, SEX, AND RACE OF PERSONS ARRESTED
 16 YEARS OF AGE AND UNDER

MONTH DECEMBER

YEAR 2013

CLASSIFICATION OF OFFENSES	SEX	AGE						RACE				ETHNIC	
		0	10	13	15	16	TOTAL	White	Black	Native Amer.	Asian/Pacific	Whi. Hispanic	Blck Hispanic
		9	12	14									
Murder/Nonnegligent Manslaughter	01a	M					0						
	F						0						
Manslaughter by Negligence	01b	M					0						
	F						0						
Forcible Rape	02	M					0						
	F						0						
Robbery	03	M					0						
	F						0						
Aggravated Assault	04	M					0						
	F						0						
Burglary- Breaking or Entering	05	M					0						
	F						0						
Larceny - Theft (except Motor Vehicle Theft)	06	M					0						
	F						0						
Motor Vehicle Theft	07	M					0						
	F						0						
Other Assaults	08	M					0						
	F						0						
Arson	09	M					0						
	F						0						
Forgery and Counterfeiting	10	M					0						
	F						0						
Fraud	11	M					0						
	F						0						
Embezzlement	12	M					0						
	F						0						
Stolen Property, Buying, Receiving, Possessing	13	M					0						
	F						0						
Vandalism	14	M					0						
	F						0						
Weapons	15	M					0						
	F						0						
Prostitution and Commercialized Vice	16	M					0						
	F						0						

-36C-

ATLANTA AIRPORT POLICE
 AGE, SEX, AND RACE OF PERSONS ARRESTED
 16 YEARS OF AGE AND UNDER

MONTH DECEMBER

YEAR 2013

CLASSIFICATION OF OFFENSES	SEX	AGE						RACE				ETHNIC	
		0	10	13	15	16	TOTAL	White	Black	Native Amer.	Asian/Pacific	Whi. Hispanic	Blck Hispanic
		9	12	14									
Sex Offenses (except Rape and Prostitution)	17	M					0						
	F						0						
Drug Abuse Violations	18	M	0	0	0	0	0						
	F	0	0	0	0	0	0	0	0	0	0	0	0
(1) Sale/Manufacturing Subtotal	180	M	0	0	0	0	0						
	F	0	0	0	0	0	0	0	0	0	0	0	0
Opium or Cocaine and their Derivatives	a	M					0						
	F						0						
Marijuana	b	M					0						
	F						0						
Synthetic Narcotics	c	M					0						
	F						0						
Other Dangerous Non-Narcotic Drugs	d	M					0						
	F						0						
(2) Possession Subtotal	185	M	0	0	0	0	0						
	F	0	0	0	0	0	0	0	0	0	0	0	0
Opium or Cocaine and their Derivatives	e	M					0						
	F						0						
Marijuana	f	M					0						
	F						0						
Synthetic Narcotics	g	M					0						
	F						0						
Other Dangerous Non-Narcotic Drugs	h	M					0						
	F						0						
Gambling Total	19	M	0	0	0	0	0						
	F	0	0	0	0	0	0	0	0	0	0	0	0
Bookmaking	a	M					0						
	F						0						
Numbers and Lottery	b	M					0						
	F						0						
All Other Gambling	c	M					0						
	F						0						
Offenses Against Family and Children	20	M					0						
	F						0						

-363-

ATLANTA AIRPORT POLICE
 AGE, SEX, AND RACE OF PERSONS ARRESTED
 16 YEARS OF AGE AND UNDER

MONTH DECEMBER
 YEAR 2013

CLASSIFICATION OF OFFENSES	SEX	AGE						RACE				ETHNIC	
		0 9	10 12	13 14	15	16	TOTAL	White	Black	Native Amer.	Asian/Pacific	Whi. Hispanic	Blck. Hispanic
Driving Under the Influence	M						0						
	F						0						
Liquor Laws	M						0						
	F						0						
Drunkenness	M						0						
	F						0						
Disorderly Conduct	M						0						
	F						0						
Vagrancy	M						0						
	F						0						
All Other Offenses (except Traffic)	M						0						
	F						0						
Suspicion	M						0						
	F						0						
Curfew and Loitering	M						0						
	F						0						
Run-Aways	M						0						
	F						0						
Total			0	0	0	0	0	0	0	0	0	0	0

- 36 -

DECEMBER 2013

Month and Year of Report

GA 060240X

Agency Identifier

JANUARY 27, 2014

Date

ATLANTA AIRPORT POLICE - GEORGIA

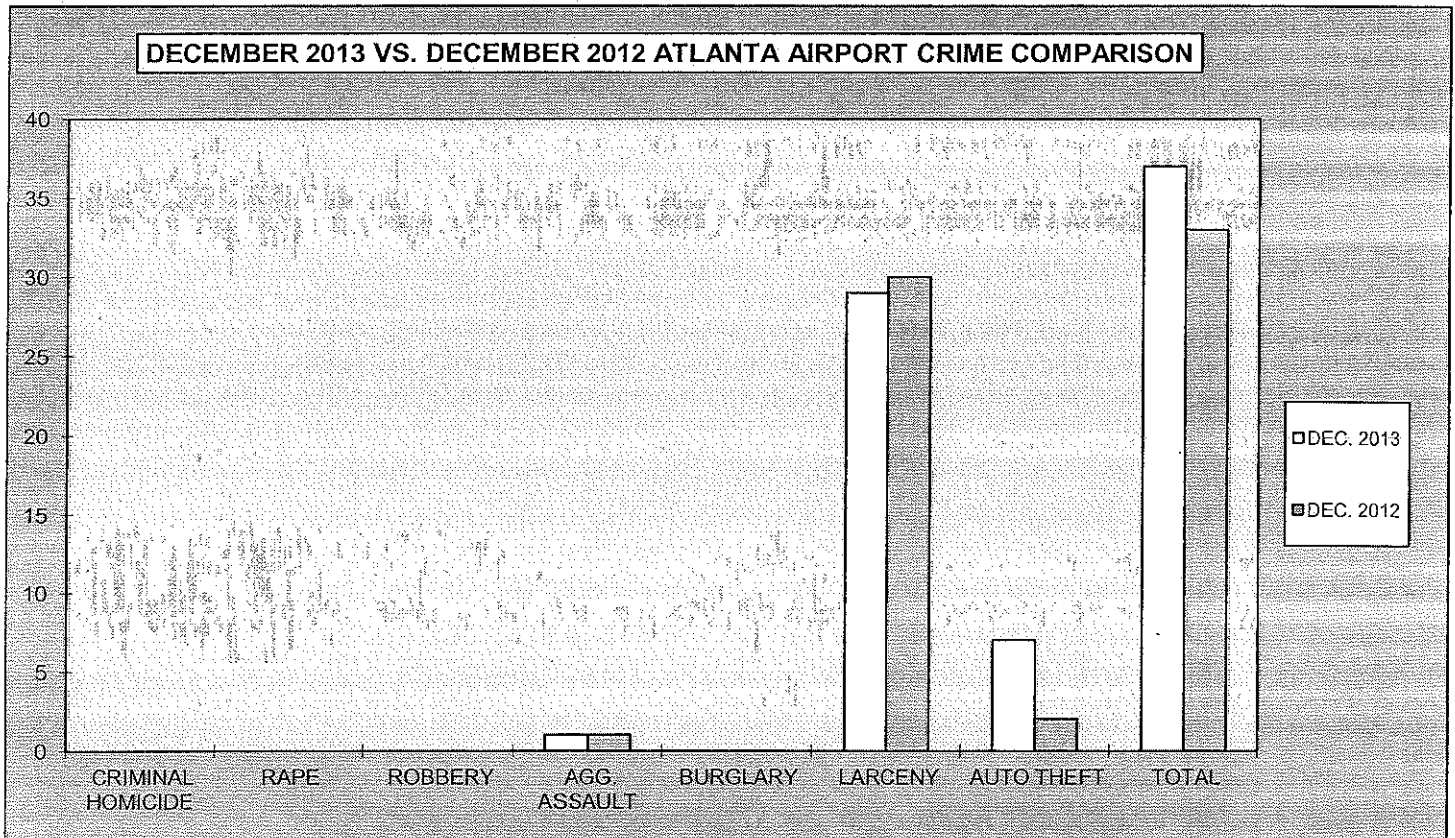
Agency and State

Nail J. Koss LIEUTENANT
 Prepared By

George N. Tenner CHIEF
 Chief, Commissioner, Sheriff, or Superintendent

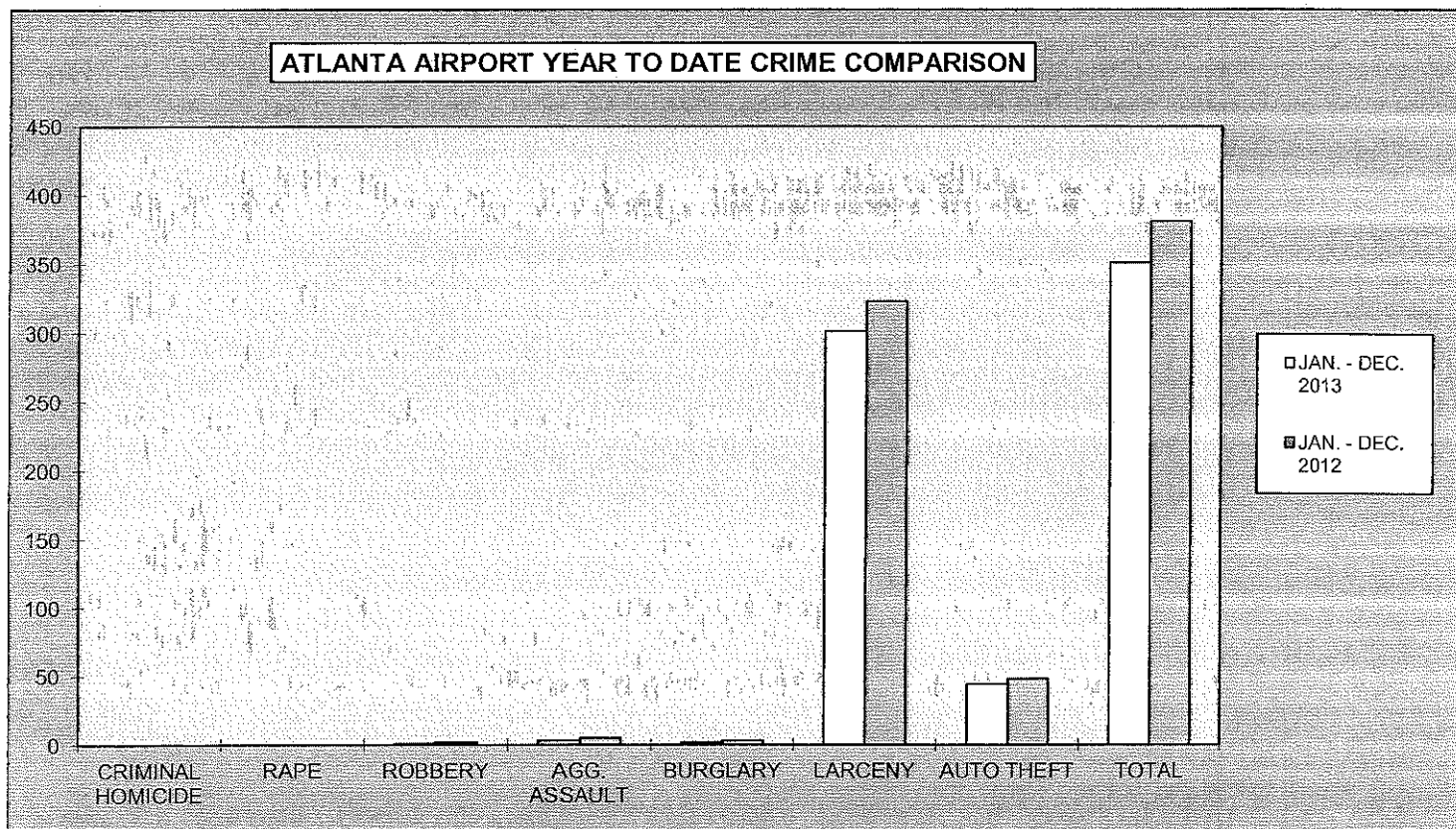
ATLANTA AIRPORT MONTHLY CRIME COMPARISON

CRIME	DEC. 2013	DEC. 2012	# DIFFERENCE	% DIFFERENCE
CRIMINAL HOMICIDE	0	0	0	0%
RAPE	0	0	0	0%
ROBBERY	0	0	0	0%
AGG. ASSAULT	1	1	0	0%
BURGLARY	0	0	0	0%
RESIDENCE	0	0	0	0%
NON-RESIDENCE	0	0	0	0%
LARCENY	29	30	-1	-3%
POCKETPICKING	1	0	1	100%
PURSE SNATCHING	1	0	1	100%
SHOPLIFTING	0	0	0	0%
FROM MOTOR VEHICLES	0	2	-2	-100%
MOTOR VEH. PARTS/ACCESSORIES	1	0	1	100%
BICYCLES	0	0	0	0%
FROM BUILDINGS	15	11	4	36%
FROM COIN OPERATED MACHINES	0	0	0	0%
ALL OTHER	11	17	-6	-35%
AUTO THEFT	7	2	5	250%
TOTAL	37	33	4	12%



ATLANTA AIRPORT YEAR TO DATE CRIME COMPARISON

ANNUAL CRIME COMPARISON				
CRIME	JAN. - DEC. 2013	JAN. - DEC. 2012	# DIFFERENCE	% DIFFERENCE
CRIMINAL HOMICIDE	0	0	0	0%
RAPE	0	0	0	0%
ROBBERY	1	2	-1	-50%
AGG. ASSAULT	3	5	-2	-40%
BURGLARY	2	3	-1	-33%
RESIDENCE	0	0	0	0%
NON-RESIDENCE	2	3	-1	-33%
LARCENY	301	323	-22	-7%
POCKETPICKING	1	5	-4	-80%
PURSE SNATCHING	3	2	1	50%
SHOPLIFTING	3	8	-5	-63%
FROM MOTOR VEHICLES	18	46	-28	-61%
MOTOR VEH. PARTS/ACCESSORIES	10	27	-17	-63%
BICYCLES	2	0	2	100%
FROM BUILDINGS	95	85	10	12%
FROM COIN OPERATED MACHINES	0	4	-4	-100%
ALL OTHER	169	146	23	16%
AUTO THEFT	44	48	-4	-8%
TOTAL	351	381	-30	-8%

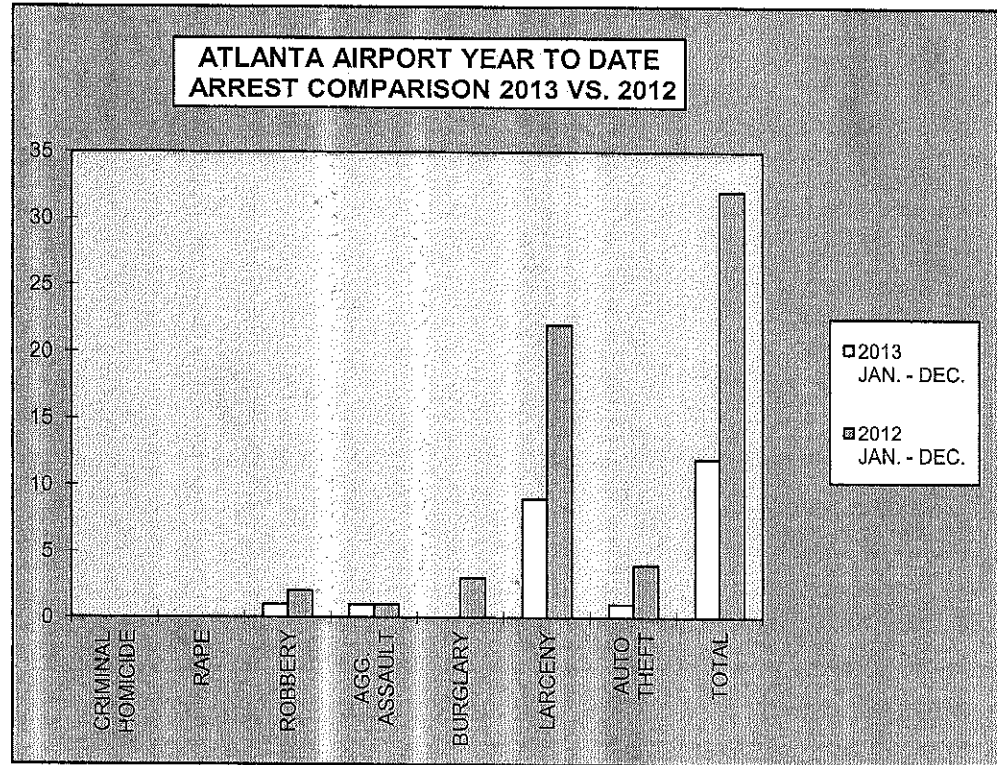
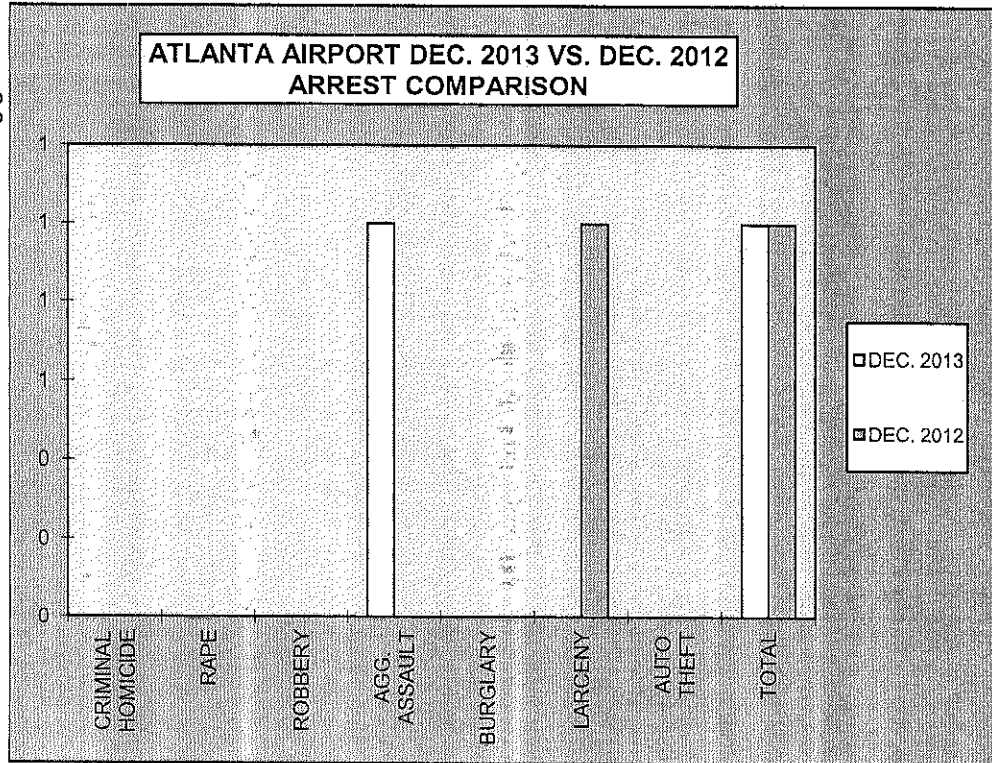


2013
ATLANTA AIRPORT
ARREST COMPARISON

DECEMBER ARREST COMPARISON				
CRIME	DEC. 2013	DEC. 2012	# DIFFERENCE	% DIFFERENCE
CRIMINAL HOMICIDE	0	0	0	0%
RAPE	0	0	0	0%
ROBBERY	0	0	0	0%
AGG. ASSAULT	1	0	1	100%
BURGLARY	0	0	0	0%
LARCENY	0	1	-1	-100%
AUTO THEFT	0	0	0	0%
TOTAL	1	1	0	0%

ANNUAL ARREST COMPARISON				
CRIME	2013 JAN. - DEC.	2012 JAN. - DEC.	# DIFFERENCE	% DIFFERENCE
CRIMINAL HOMICIDE	0	0	0	0%
RAPE	0	0	0	0%
ROBBERY	1	2	-1	-50%
AGG. ASSAULT	1	1	0	0%
BURGLARY	0	3	-3	-100%
LARCENY	9	22	-13	-59%
AUTO THEFT	1	4	-3	-75%
TOTAL	12	32	-20	-63%

-39-



**2013
ATLANTA AIRPORT
CLEAR-UP RATE**

CRIME	ATLANTA AIRPORT DEC. 2013 CLEAR-UP RATE	ATLANTA AIRPORT DEC. 2012 CLEAR-UP RATE
CRIMINAL HOMICIDE	0%	0%
RAPE	0%	0%
ROBBERY	0%	0%
AGG. ASSAULT	100%	100%
BURGLARY	0%	0%
LARCENY	0%	7%
AUTO THEFT	0%	0%

