

FBI

UNIFORM CRIME REPORTING

ATLANTA POLICE DEPARTMENT

226 PEACHTREE STREET, SW

ATLANTA, GEORGIA 30303



FEBRUARY 2013

SUPPORT SERVICES DIVISION
INFORMATION SERVICES SECTION

TABLE OF CONTENTS

	Page
U. C. R. COMPARATIVE CRIME REPORT -----	1
RETURN A - MONTHLY RETURN OF OFFENSES KNOWN TO THE POLICE -----	2
PROPERTY STOLEN BY CLASSIFICATION -----	3
	3a
LAW ENFORCEMENT OFFICERS KILLED OR ASSAULTED -----	4
MONTHLY RETURN OF ARSON OFFENSES KNOWN TO LAW ENFORCEMENT -----	5
POLICE DISPOSITION OF JUVENILES -----	6
SUPPLEMENTARY HOMICIDE REPORT -----	7
	7a
SEX AND RACE OF PERSONS ARRESTED -----	8
	8a-8e
HOMICIDE COMPARISON REPORT -----	9
HOMICIDE BREAKDOWN REPORT -----	10
SEVEN MAJOR CRIMES - MONTHLY CRIME COMPARISON -----	11
SEVEN MAJOR CRIMES - YEAR TO DATE CRIME COMPARISON -----	12
SEVEN MAJOR CRIMES ARREST MONTHLY AND YEAR TO DATE COMPARISON -----	13
CRIMES AGAINST PERSONS MONTHLY AND YEAR TO DATE COMPARISON -----	14
CRIMES AGAINST PROPERTY MONTHLY AND YEAR TO DATE COMPARISON -----	15
CRIMES AGAINST PERSONS & PROPERTY MONTHLY COMPARISON BY ZONES -----	16
CRIMES AGAINST PERSONS & PROPERTY YEAR TO DATE COMPARISON BY ZONES -----	17
SEVEN MAJOR CRIMES MONTHLY CRIME COMPARISON BY ZONES -----	18
SEVEN MAJOR CRIMES - YEAR TO DATE CRIME COMPARISON BY ZONES -----	19
SEVEN MAJOR CRIMES - MONTHLY CRIME COMPARISON - ZONE 1 -----	20
SEVEN MAJOR CRIMES - YEAR TO DATE CRIME COMPARISON - ZONE 1 -----	21
SEVEN MAJOR CRIMES - MONTHLY CRIME COMPARISON - ZONE 2 -----	22
SEVEN MAJOR CRIMES - YEAR TO DATE CRIME COMPARISON - ZONE 2 -----	23
SEVEN MAJOR CRIMES - MONTHLY CRIME COMPARISON - ZONE 3 -----	24
SEVEN MAJOR CRIMES - YEAR TO DATE CRIME COMPARISON - ZONE 3 -----	25
SEVEN MAJOR CRIMES - MONTHLY CRIME COMPARISON - ZONE 4 -----	26
SEVEN MAJOR CRIMES - YEAR TO DATE CRIME COMPARISON - ZONE 4 -----	27
SEVEN MAJOR CRIMES - MONTHLY CRIME COMPARISON - ZONE 5 -----	28
SEVEN MAJOR CRIMES - YEAR TO DATE CRIME COMPARISON - ZONE 5 -----	29
SEVEN MAJOR CRIMES - MONTHLY CRIME COMPARISON - ZONE 6 -----	30
SEVEN MAJOR CRIMES - YEAR TO DATE CRIME COMPARISON - ZONE 6 -----	31
CLEAR-UP RATE COMPARISON -----	32
ATLANTA AIRPORT -----	33
RETURN A - MONTHLY RETURN OF OFFENSES KNOWN TO THE POLICE -----	34
PROPERTY STOLEN BY CLASSIFICATION -----	35
	35a
SEX AND RACE OF PERSONS ARRESTED -----	36
	36a-36e
SEVEN MAJOR CRIMES - MONTHLY CRIME COMPARISON -----	37
SEVEN MAJOR CRIMES - YEAR TO DATE CRIME COMPARISON -----	38
SEVEN MAJOR CRIMES ARREST MONTHLY AND YEAR TO DATE COMPARISON -----	39
CLEAR-UP RATE COMPARISON -----	40

FEBRUARY 2013
U.C.R. COMPARATIVE CRIME REPORT
SUPPORT SERVICES DIVISION
INFORMATION SERVICES SECTION

	<u>FEBRUARY 2013</u>		<u>FEBRUARY 2012</u>		<u>COMPARATIVE ACTUAL</u>	<u>% CHANGE ACTUAL</u>	<u>COMPARATIVE CLEARED</u>	<u>% CHANGE CLEARED</u>
	<u>ACTUAL</u>	<u>CLEARED</u>	<u>ACTUAL</u>	<u>CLEARED</u>				
MURDER	7	7	5	3	2	40%	4	133%
RAPE	8	12	5	1	3	60%	11	1100%
ROBBERY	171	48	101	35	70	69%	13	37%
AGG. ASSAULT	182	138	257	172	-75	-29%	-34	-20%
BURGLARY - RESIDENCE	347		298		49	16%		
BURGLARY - NON-RESIDENCE	62	43	45	41	17	38%	2	5%
LARCENY - \$200 AND OVER	372		359		13	4%		
LARCENY - \$50 TO \$199	79	245	96	233	-17	-18%	12	5%
LARCENY - UNDER \$50	687		658		29	4%		
AUTO THEFT	342	28	316	23	26	8%	5	22%
TOTAL	2,257		2,140		117	5%		
AUTOS RECOVERED	193		61		132	216%		

	<u>2013 JANUARY - FEBRUARY</u>		<u>2012 JANUARY - FEBRUARY</u>		<u>COMPARATIVE ACTUAL</u>	<u>% CHANGE ACTUAL</u>	<u>COMPARATIVE CLEARED</u>	<u>% CHANGE CLEARED</u>
	<u>ACTUAL</u>	<u>CLEARED</u>	<u>ACTUAL</u>	<u>CLEARED</u>				
MURDER	14	13	9	7	5	56%	6	86%
RAPE	14	16	24	13	-10	-42%	3	23%
ROBBERY	385	90	269	70	116	43%	20	29%
AGG. ASSAULT	435	294	501	337	-66	-13%	-43	-13%
BURGLARY - RESIDENCE	864		762		102	13%		
BURGLARY - NON-RESIDENCE	136	82	113	96	23	20%	-14	-15%
LARCENY - \$200 AND OVER	767		835		-68	-8%		
LARCENY - \$50 TO \$199	168	493	208	485	-40	-19%	8	2%
LARCENY - UNDER \$50	1,566		1,459		107	7%		
AUTO THEFT	842	58	738	45	104	14%	13	29%
TOTAL	5,191		4,918		273	6%		
AUTOS RECOVERED	443		132		311	236%		

RETURN A - MONTHLY RETURN OF OFFENSES KNOWN TO THE POLICE

1-720b (Rev. 8-30-94)
OMB No. 1110-0001

This report is authorized by law Title 28, Section 534, U.S. Code. While you are not required to respond, your cooperation in forwarding this report by the 7th day after the close of the month to Uniform Crime Reports, Federal Bureau of Investigation, Washington, D.C. 20535, will assist in compiling comprehensive, accurate national crime figures on a timely basis.

1	2	3	4	5	6	
CLASSIFICATION OF OFFENSES	DATE ENY	OFFENSES REPORTED OR KNOWN TO POLICE (INCLUDE "UNFOUNDED" AND ATTEMPTS)	UNFOUNDED, I.E., FALSE OR BASELESS COMPLAINTS	NUMBER OF ACTUAL OFFENSES (COLUMN 2 MINUS COLUMN 3) INCLUDE ATTEMPTS	TOTAL OFFENSES CLEARED BY ARREST OR EXCEPTIONAL MEANS (INCLUDES COL. 6)	NUMBER OF CLEARANCES INVOLVING ONLY PERSONS UNDER 18 YEARS OF AGE
1. <u>CRIMINAL HOMICIDE</u>						
a. MURDER AND NONNEGLIGENT HOMICIDE	11	7	0	7	7	0
b. MANSLAUGHTER BY NEGLIGENCE	12	1	0	1	1	0
2. FORCIBLE RAPE TOTAL	20	11	3	8	12	0
a. Rape by Force	21	10	3	7	12	0
b. Attempts to commit Forcible Rape	22	1	0	1	0	0
3. ROBBERY TOTAL	30	176	5	171	48	1
a. Firearm	31	118	3	115	30	0
b. Knife or Cutting Instrument	32	5	0	5	2	0
c. Other Dangerous Weapon	33	8	1	7	3	0
d. Strong-Arm (Hands, Fists, Feet, etc.)	34	45	1	44	13	1
4. ASSAULT TOTAL	40	645	8	637	480	16
a. Firearm	41	58	2	56	44	0
b. Knife or cutting instrument	42	37	1	36	28	1
c. Other Dangerous Weapon	43	81	3	78	63	1
d. Strong-Arm	44	12	0	12	3	0
e. Other Assaults - Simple, Not Aggravated	45	457	2	455	342	14
5. BURGLARY TOTAL	50	413	4	409	43	3
a. Forcible Entry	51	335	3	332	32	2
b. Unlawful Entry - No Force	52	57	1	56	8	1
c. Attempted Forcible Entry	53	21	0	21	3	0
6. LARCENY THEFT TOTAL (except Motor Vehicle Theft)	60	1,167	29	1,138	245	19
7. MOTOR VEHICLE THEFT TOTAL	70	392	50	342	28	3
a. Autos	71	340	44	296	22	3
b. Trucks and Buses	72	42	4	38	6	0
c. Other Vehicles	73	10	2	8	0	0
GRAND TOTAL	77	2,812	99	2,713	864	42

CHECKING ANY OF THE APPROPRIATE BLOCKS BELOW WILL ELIMINATE YOUR NEED TO SUBMIT REPORTS WHEN THE VALUES ARE ZERO. THIS WILL ALSO AID THE NATIONAL PROGRAM IN ITS QUALITY CONTROL EFFORTS.

NO SUPPLEMENTARY HOMICIDE REPORT SUBMITTED SINCE NO MURDERS, JUSTIFIABLE HOMICIDES, OR MANSLAUGHTER BY NEGLIGENCE OCCURRED IN THIS JURISDICTION DURING THE MONTH.

NO SUPPLEMENT TO RETURN A REPORT SINCE NO CRIME OFFENSES OR RECOVERY OF PROPERTY REPORTED DURING THE MONTH.

NO LAW ENFORCEMENT OFFICERS KILLED OR ASSAULTED REPORT SINCE NONE OF THE OFFICERS WERE ASSAULTED OR KILLED DURING THE MONTH.

NO AGE, SEX, AND RACE OF PERSONS ARRESTED UNDER 18 YEARS OF AGE REPORT SINCE NO ARRESTS OF PERSONS WITHIN THIS AGE GROUP.

NO AGE, SEX, AND RACE OF PERSONS ARRESTED 18 YEARS OF AGE AND OVER REPORT SINCE NO ARRESTS OF PERSONS WITHIN THIS AGE GROUP.

NO MONTHLY RETURN OF ARSON OFFENSES KNOWN TO LAW ENFORCEMENT REPORT SINCE NO ARSONS OCCURRED.

DO NOT USE THIS SPACE

	INITIALS
RECORDED	
EDITED	
ENTERED	
ADJUSTED	
WORKS	

* TOTALS INCLUDE PREVIOUS OFFENSES

FEBRUARY 2013

Month and Year of Report

GAAPD 0000

Agency Identifier

MARCH 19, 2013

Date

ATLANTA POLICE DEPARTMENT - GEORGIA

Agency and State

Nail J. King **LIEUTENANT**

Prepared By

Title

George N. Jones **CHIEF**

Chief, Commissioner, Sheriff, or Superintendent

PROPERTY STOLEN BY CLASSIFICATION

CLASSIFICATION	DATA ENTRY	Number of Actual Offenses (Column 4 Return A)	Monetary Value of Property Stolen
1. MURDER AND NONNEGLIGENT MANSLAUGHTER	12	7	\$ 2.00
2. FORCIBLE RAPE	20	8	\$ 0.00
3. ROBBERY			
(a) HIGHWAY (streets, alleys, etc.)	31	134	28,943.00
(b) COMMERCIAL HOUSE (except c, d, and f)	32	17	21,121.00
(c) GAS OR SERVICE STATION	33	1	150.00
(d) CONVENIENCE STORE	34	2	2.00
(e) RESIDENCE (anywhere on premises)	35	7	82,640.00
(f) BANK	36	0	0.00
(g) MISCELLANEOUS	37	10	-22,084.00 *
TOTAL ROBBERY	30	171	\$ 110,772.00
5. BURGLARY - BREAKING OR ENTERING			
(a) RESIDENCE (dwelling)			
(1) NIGHT (6 p.m. - 6 a.m.)	51	91	155,344.00
(2) DAY (6 a.m. - 6 p.m.)	52	256	221,949.00
(3) UNKNOWN	53	0	0.00
(b) NON-RESIDENCE (store, office, etc.)			
(1) NIGHT (6 p.m. - 6 a.m.)	54	29	5,235.00
(2) DAY (6 a.m. - 6 p.m.)	55	33	114,958.00
(3) UNKNOWN	56	0	0.00
TOTAL BURGLARY	50	409	\$ 497,486.00
6. LARCENY - THEFT (Except Motor Vehicle Theft)			
(a) \$200 AND OVER	61	372	700,744.00
(b) \$50 TO \$200	62	79	8,598.00
(c) UNDER \$50	63	687	1,848.00
TOTAL LARCENY (Same as Item 6X)	60	1,138	\$ 711,190.00
7. MOTOR VEHICLE THEFT (Include Alleged Joy Ride)	70	342	\$ 44,094.00
GRAND TOTAL - ALL ITEMS	77		\$ 1,363,544.00
ADDITIONAL ANALYSIS OF LARCENY AND MOTOR VEHICLE THEFT			
6X. NATURE OF LARCENIES UNDER ITEM 6			
(a) POCKET-PICKING	81	15	4,827.00
(b) PURSE-SNATCHING	82	26	8,961.00
(c) SHOPLIFTING	83	190	51,780.00
(d) FROM MOTOR VEHICLES (except e)	84	485	313,674.00
(e) MOTOR VEHICLE PARTS AND ACCESSORIES	85	108	28,916.00
(f) BICYCLES	86	17	1,867.00
(g) FROM BUILDING (except c and h)	87	135	121,486.00
(h) FROM ANY COIN-OPERATED MACHINES (parking meters, etc.)	88	3	1.00
(i) ALL OTHER	89	159	179,678.00
TOTAL LARCENIES (Same as Item 6)	80	1,138	\$ 711,190.00
7X. MOTOR VEHICLES RECOVERED			
(a) STOLEN LOCALLY AND RECOVERED LOCALLY	91	155	
(b) STOLEN LOCALLY AND RECOVERED BY OTHER JURISDICTIONS	92	38	
(c) TOTAL LOCALLY STOLEN MOTOR VEHICLES RECOVERED (a & b)	93	193	
(d) STOLEN IN OTHER JURISDICTIONS AND RECOVERED LOCALLY	90	N/A	

SUPPLEMENT TO RETURN A
MONTHLY RETURN OF OFFENSES KNOWN TO THE POLICE

1-706 (Rev.8-30-94)
Form Approved
OMB No. 1110-0007

This report is authorized by law, Title 28, Section 534, U. S. Code. While you are not required to respond, your cooperation in submitting this report with the Return A will assist the FBI in compiling comprehensive, accurate figures on a timely basis.

This form deals with the nature of crime and the monetary value of property stolen and recovered. The total offenses recorded on the form should be the same as the number of actual offenses listed in Column 4 of the Return A for each crime class. Include attempted crimes on this form, but do not include unfounded offenses. If you cannot complete the report in all areas, please record as much information as is available. Tally sheets will be sent upon request.

PROPERTY BY TYPE AND VALUE

Type of Property (1)	Data Entry	Monetary Value of Property Stolen in Your Jurisdiction	
		Stolen (2)	Recovered (3)
(A) Currency, Notes, Etc.	01	\$ 199,033.00	\$ 0.00
(B) Jewelry and Precious Metals	02	240,980.00	1.00
(C) Clothing and Furs	03	51,311.00	0.00
(D) Locally Stolen Motor Vehicles	04	44,094.00	17,598.00
(E) Office Equipment	05	18,168.00	0.00
(F) Televisions, Radios, Stereos, Etc.	06	363,908.00	1.00
(G) Firearms	07	13,380.00	0.00
(H) Household Goods	08	15,858.00	0.00
(I) Consumable Goods	09	10,430.00	0.00
(J) Livestock	10	0.00	0.00
(K) Miscellaneous	11	406,382.00	6.00
TOTAL	00	\$ 1,363,544.00	\$ 17,606.00

The total of this column should agree with the Grand Total (DATA ENTRY 77) shown on page 2.

Include in this column all property recovered even though stolen in prior months. The above is an accounting for only that property stolen in your jurisdiction. This will include property recovered for you by other jurisdictions, but not property you recover for them.

DATE MARCH 19, 2013

PREPARED BY *Nail J. King* TITLE LIEUTENANT

Gregory A. Jones CHIEF
CHIEF, COMMISSIONER, SHERIFF OR SUPERINTENDENT

FEBRUARY 2013
Month and Year of Report

GAAPD 0000
Agency Identifier

ATLANTA POLICE DEPARTMENT - GEORGIA
Agency and State

LAW ENFORCEMENT OFFICERS KILLED OR ASSAULTED

It is requested this report be completed and transmitted with monthly crime reports to: Director, Federal Bureau of Investigation, Uniform Crime Reports, Washington, D. C. 20535. This form should be used to report the number of your officers who were assaulted or killed in the line of duty during the month. Additional information concerning officers killed will be requested by a separate questionnaire.

OFFICERS KILLED	
Number of your law enforcement officers killed in the line of duty this month.	By felonious act <u>0</u>
	By accident or negligence <u>0</u>

Officers Assaulted (Do not include officers killed) - See other side for instructions.

Type of Activity	Total Assaults by Weapon A	Type of Weapon					Two-Officer Vehicle F	Type of Assignment						Police Assaults Cleared M
		Firearm B	Knife or Other Cutting Instrument C	Other Dangerous Weapon D	Hands, Fists, Feet, etc. E	One-Officer Vehicle		Detective or Special Assign.		Other				
						Alone G		As-sisted H	Alone I	As-sisted J	Alone K	As-sisted L		
1. Responding to "Disturbance" calls (family quarrels, man with gun, etc.)	3				3			3						3
2. Burglaries in progress or pursuing burglary suspects	0													
3. Robberies in progress or pursuing robbery suspects	0													
4. Attempting other arrests	1				1						1			1
5. Civil disorder (riot, mass disobedience)	0													
6. Handling, transporting, custody of prisoners	5				5			4			1			5
7. Investigating suspicious persons or circumstances	4	4						3		1				4
8. Ambush - no warning	0													
9. Mentally deranged	2				2			2						2
10. Traffic pursuits and stops	1				1			1						1
11. All Other	5				5		2				3			5
12. TOTAL (1-11)	21	4	0	0	17	0	2	13	0	1	5	0	21	
13. Number with personal injury	1				1									
14. Number without personal injury	20	4			16									
15. Time of assaults														
AM	3	2			1		1							
PM	1	5	5	2	1									

DO NOT WRITE HERE

Recorded	Initials
Edited	
Punched	
Verified	
Adjusted	
DOJ/FBI	

12:01 2:00 4:00 6:00 8:00 10:00 12:00

FEBRUARY 2013
Month and Year

GAAPD 0000
Agency Identifier

Nail J. King
Prepared By

LIEUTENANT
Title

ATLANTA POLICE DEPARTMENT
Agency

GEORGIA
State

George H. J.
Chief, Sheriff, Commissioner, Superintendent

CHIEF

MONTHLY RETURN OF ARSON OFFENSES KNOWN TO LAW ENFORCEMENT

DO-73 (2-11-82)
Form Approved
OMB No. 1110-0008

This report is authorized by law Title 28, Section 534, United States Code, and the enactment of the fiscal year 1979, Department of Justice Authorization Bill S. 3151. While you are not required to respond, your cooperation in using this form to report all incidents of arson which become known to your department during the month will assist the FBI in compiling comprehensive, accurate data on a timely basis. Instructions appear on reverse side.

1		2	3	4	5	6	7	8
PROPERTY CLASSIFICATION		Offenses Reported or Known to Police (Include Unfounded and Attempts)	Unfounded, i.e. False or Baseless Complaints	Number of Actual Offenses (Column 2 Minus Column 3 (Include Attempts))	Total Offenses Cleared by Arrest or Exceptional Means (Include Column 6)	Number of Clearances Involving Only Persons Under 18 Years of Age	Offenses Where Structures Uninhabited Abandoned, or not Normally in Use	Estimated Value of Property Damage
STRUCTURAL	A. Single Occupancy Residential: Houses, Townhouses, Duplexes, etc.	12	9	3			1	\$ 47,000.
	B. Other Residential: Apartments, Tenements, Flats, Hotels, Motels, Inns, Dormitories, Boarding Houses, etc.	4	3	1			1	\$ 1,000.
	C. Storage: Barns, Garages, Warehouses, etc.	1	1					\$
	D. Industrial/Manufacturing							\$
	E. Other Commercial: Stores, Restaurants, Offices, etc.	1	1					\$
	F. Community/Public: Churches, Jails, Schools, Colleges, Hospitals, etc.							\$
	G. All Other Structure: Out Buildings, Monuments, Buildings Under Construction, etc.							\$
TOTAL STRUCTURE		18	14	4			2	\$ 48,000.
MOBILE	H. Motor Vehicles: Automobiles, Trucks, Buses, Motorcycles, etc.: UCR Definition	3	1	2	1			\$ 20,010.
	I. Other Mobile Property: Trailers, Recreational Vehicles, Airplanes, Boats, etc.							\$
	TOTAL MOBILE	3	1	2	1			\$ 20,010.
J. TOTAL OTHER Crops, Timber, Fences, Signs, etc.								\$
GRAND TOTAL		21	15	6	1		2	\$ 68,010.

Agency Identifier GAAPD 0000 Month FEBRUARY 2013
 Agency ATLANTA POLICE DEPARTMENT State GEORGIA
 Prepared by *Wail S. K...* LIEUTENANT
[Signature] CHIEF
 Chief, Commissioner, Sheriff, or Superintendent

DO NOT WRITE HERE	
Recorded	
Edited	
Entered	
Adjusted	
Corres.	

PAGE 1 OF 2
SUPPLEMENTARY HOMICIDE REPORT

1-704 (Rev. 4-24-95)
Form Approved
OMB No. 1110-0002

This report is authorized by law Title 28, Section 534, United States Code. While you are not required to respond, your cooperation in using this form to list data pertaining to all homicides reported on your Return A will assist the FBI in compiling comprehensive, accurate data regarding this important classification on a timely basis.

1a. Murder and Nonnegligent Manslaughter

List below specific information for all offenses shown in item 1a of the monthly Return A. In addition, list all justifiable killings of felons by a citizen or by a peace officer in the line of duty. A brief explanation in the circumstances column regarding unfounded homicide offenses will aid the national Uniform Crime Reporting Program in editing the reports.

Incident	Situation*	Victim **				Offender**				Data Code			Weapon Used (Handgun, Rifle, Shotgun, Club, Poison, etc.)	Relationship of Victim to Offender (Husband, Wife, Son, Father, Acquaintance, Neighbor, Stranger, etc.)	Circumstances (Victim shot by robber, robbery victim shot robber, killed by patron during barroom brawl, etc.)
		Age	Sex	Race	Ethnicity	Age	Sex	Race	Ethnicity	Do Not Write In These Spaces					
	A	17	M	B	N	24	M	B	N				HANDGUN	STRANGER	OTHER - SENSELESS KILLING
	A	35	F	B	N	42	M	B	N				HANDGUN - 9 MM	WIFE	OTHER - DOMESTIC
	B	56	F	B	N								BLUNT OBJECT	UNKNOWN	OTHER
	B	43	M	W	N								STRANGULATION	UNKNOWN	OTHER
	A	51	M	B	N	47	F	B	N				KNIFE	BOYFRIEND	OTHER - DOMESTIC
	B	32	M	B	N								HANDGUN	UNKNOWN	OTHER
	B	29	M	B	N								HANDGUN	UNKNOWN	OTHER

*
** - See reverse side for explanation

FEBRUARY 2013
Month and Year

ATLANTA POLICE DEPARTMENT
Agency

GAAPD 0000
Agency Identifier

GEORGIA
State

Nail J. Kloby
Prepared By

LIEUTENANT
Title

George N. Johnson
Chief, Sheriff, Commissioner, Superintendent

CHIEF

DO NOT WRITE HERE	
Recorded	
Edited	
Punched	
Verified	
Adjusted	

PAGE 2 OF 2
 SUPPLEMENTARY HOMICIDE REPORT (Continued)

1a. Manslaughter by Negligence

Do not list traffic fatalities, accidental deaths, or death due to the negligence of the victim. List below all other negligent manslaughters, regardless of prosecutive action taken.

Incident	Situation*	Victim **				Offender**				Data Code			Weapon Used (Handgun, Rifle, Shotgun, Knife, etc.)	Relationship of Victim to Offender (Husband, Wife, Son, Father, Acquaintance, Neighbor, Stranger, etc.)	Circumstances (Victim shot in hunting accident, gun- cleaning, children playing with gun, etc.)
		Age	Sex	Race	Ethnicity	Age	Sex	Race	Ethnicity	Do Not Write In These Spaces					
	A	02	F	B	N	30	F	B	N				NARCOTICS / DRUGS	DAUGHTER	ALL OTHER MNSLGHTR - X TRAFFIC

* - Situations A - Single Victim/Single Offender

 B - Single Victim/Unknown Offender or Offenders

 C - Single Victim/Multiple Offenders

 D - Multiple Victims/Single Offender

 E - Multiple Victims/Multiple Offenders

 F - Multiple Victims/Unknown Offender or Offenders

Use only one victim/offender situation code per set of information. The utilization of a new code will signify the beginning of a new murder situation.

** - Age - 01 to 99. If 100 or older use 99. New born up to one week old use NB. if over one week, but less than one year old use BB. Use two characters only in age column.

Sex - M for Male and F for Female. Use one character only.

Race - White - W, Black - B, American Indian or Alaskan Native - I, Asian or Pacific Islander - A, Unknown - U. Use only these as race designations.

Ethnicity - Hispanic Origin - H, Not of Hispanic Origin - N, Unknown - U.

**ATLANTA POLICE DEPARTMENT
AGE, SEX, AND RACE OF PERSONS ARRESTED
17 YEARS OF AGE AND OVER**

MONTH FEBRUARY

YEAR 2013

CLASSIFICATION OF OFFENSES	SEX	AGE OF PERSON ARRESTED																TOTAL	RACE					ETHNIC	
		17	18	19	20	21	22	23	24 29	30 34	35 39	40 44	45 49	50 54	55 59	60 64	65 UP		White	Black	Native Amer.	Asian/Pacific	Whi. Hispanic	Blck Hispanic	
Murder/Nonnegligent Manslaughter	01a M								3	1	1			1			6								
	F												1				1		7						
Manslaughter by Negligence	01b M																0								
	F									1							1		1						
Forcible Rape	02 M		1						3	1			1				6								
	F																0	1	5						
Robbery	03 M		2	4	3	5	3	4	4	3	7	4					39								
	F									1			2				3		42						
Aggravated Assault	04 M	1	1	2	3	1	1	3	7	11	10	5	2	5	5	3	1	61							
	F	2	1	1	2	1		2	5	4	3	5	2	3	1			32	10	82	1				
Burglary- Breaking or Entering	05 M	5	1	6	1	1	1	2	1	3	2	3	3	2	5			36							
	F							1										1	2	35					
Larceny - Theft (except Motor Vehicle Theft)	06 M	4	10	2	10	5	7	2	14	15	12	10	27	17	9	3	2	149							
	F	3	3	3	4	3	3	1	7	2	3	5	10	4	2			53	25	176		1			
Motor Vehicle Theft	07 M	3			1			1		1	3	3		1				13							
	F			1					1	1								3	1	15					
Other Assaults	08 M	1	1	4	6	5	5	7	33	23	17	16	15	11	11	4	1	160							
	F	1	5	2	2	3	5	4	19	11	8	4	7	3	2			76	23	213					
Arson	09 M								1						1			2							
	F																	0		2					
Forgery and Counterfeiting	10 M								4	1	2	1	1	1				10							
	F		1				1		2	1	1		1					7	4	13					
Fraud	11 M						1	3	4	3	6	4	9	2	2			34							
	F			1					2	2	1	2		1	2			11	6	39					
Embezzlement	12 M						1	1	2		1		1					6							
	F			1				1	1			1						4	1	9					
Stolen Property; Buying, Receiving, Possessing	13 M	3		1		1	1	2	8	7	1	2	1	1	1			29							
	F			1	1		1		1	2	1	1				1		9	3	35					
Vandalism	14 M		1		1	3		1	7	3	7	4	3	1	3	1		35							
	F				1				3	2	1	3		1	1			12	14	33					
Weapons	15 M	2		2	2	1	1	2	13	6	1	3	3					36							
	F							1	1		1							3	6	33					

**ATLANTA POLICE DEPARTMENT
AGE, SEX, AND RACE OF PERSONS ARRESTED
17 YEARS OF AGE AND OVER**

MONTH FEBRUARY

YEAR 2013

CLASSIFICATION OF OFFENSES	SEX	AGE OF PERSON ARRESTED																TOTAL	RACE				ETHNIC	
		17	18	19	20	21	22	23	24 29	30 34	35 39	40 44	45 49	50 54	55 59	60 64	65 UP		White	Black	Native Amer.	Asian/Pacific	Whi. Hispanic	Blck Hispanic
Prostitution and Commercialized Vice	M								1	3	2	5	2	2	1			16						
	F	1	2	3	4	2	4	1	8	4	3	2	2	5	1			42	8	44		6		
Sex Offenses (except Rape and Prostitution)	M	1		1	2	1	1	2	9	5	5	7	9	19	9	4	5	80						
	F						1	2	1	1	1		2	2				10	11	79				
Drug Abuse Violations Grand Total	M	6	7	8	20	21	11	19	94	56	33	36	18	19	11	4	2	365						
	F	1	4	1	1	3	3	1	9	9	5	5	10	7	3	1	1	64	67	361	0	1	0	0
(1) Sale/Manufacturing Subtotal	M	1	1	1	7	5	0	1	11	12	2	5	3	2	0	0	0	51						
	F	0	0	0	0	0	0	1	1	1	0	0	1	1	1	0	0	6	6	51	0	0	0	0
Opium or Cocaine and their derivatives	M		1	1	1	1			1	4			2	1				12						
	F														1			1	2	11				
Marijuana	M				6	3		1	5	6	2	2	1	1				27						
	F							1		1			1	1				4	1	30				
Synthetic Narcotics	M																	0						
	F																	0						
Other Dangerous Non-Narcotic Drugs	M	1				1			5	2		3						12						
	F								1									1	3	10				
(2) Possession Subtotal	M	5	6	7	13	16	11	18	83	44	31	31	15	17	11	4	2	314						
	F	1	4	1	1	3	3	0	8	8	5	5	9	6	2	1	1	58	61	310	0	1	0	0
Opium or Cocaine and their derivatives	M			2	1	2	2	5	14	11	10	9	11	10	5	2	1	85						
	F		1				1		3	3	2	3	7	5	1	1		27	25	87				
Marijuana	M	5	6	5	12	14	9	11	65	32	20	22	4	7	6	2	1	221						
	F	1	3	1	1	3	2		4	5	3	2	2	1	1		1	30	29	221		1		
Synthetic Narcotics	M								2									2						
	F																	0	1	1				
Other Dangerous Non-Narcotic Drugs	M							2	2	1	1							6						
	F								1									1	6	1				
Gambling Total	M	0	0	0	0	0	0	0	0	0	0	0	0	0	1	0	0	1						
	F	0	0	0	0	0	0	0	0	0	0	0	0	0	0	0	0	0	0	1	0	0	0	0
Bookmaking	M																	0						
	F																	0						
Numbers and Lottery	M																	0						
	F																	0						

-8a-

**ATLANTA POLICE DEPARTMENT
AGE, SEX, AND RACE OF PERSONS ARRESTED
17 YEARS OF AGE AND OVER**

MONTH FEBRUARY

YEAR 2013

CLASSIFICATION OF OFFENSES	SEX	AGE OF PERSON ARRESTED																TOTAL	RACE				ETHNIC	
		17	18	19	20	21	22	23	24 29	30 34	35 39	40 44	45 49	50 54	55 59	60 64	65 UP		White	Black	Native Amer.	Asian/Pacific	Whi. Hispanic	Blck Hispanic
All Other Gambling	M														1		1							
	F																		1					
Offenses Against Family And Children	M								1	2							3							
	F							1	1				1				3		6					
Driving Under the Influence	M			2		5	4	3	22	15	13	11	4	3	2		2	86						
	F		1		3	1	1	2	10	4	2	2	1	1	1		29	61	51		3			
Liquor Laws	M		2		1	1		1	8	9	8	15	19	24	23	7	5	123						
	F			1					3	3	1	2	2	3	1		16	13	126					
Drunkenness	M			1	1	3	1	1	18	8	3	3	8	6	9	4	2	68						
	F			1		2			2	6	1				1		14	26	54		2			
Disorderly Conduct	M		2	1		4	6	4	22	28	21	24	23	28	21	13	3	200						
	F	1		3	2	1			12	3	2	2	4	6		2	38	31	206	1				
Vagrancy	M					1		1	3	2	6	4	6	15	3	2	1	44						
	F								2	1				2			5	7	42					
All Other Offenses (except Traffic)	M	6	6	5	9	5	8	7	36	24	27	25	27	35	18	6	4	248						
	F			1	1	3	3	1	5	10	8	5	6	4	5	1	1	54	36	263		3		
Suspicion	M																	0						
	F																	0						
TOTAL		41	51	59	81	82	74	84	410	298	233	224	233	293	157	56	31	2347	356	1973	2	16	0	0

FEBRUARY 2013

Month and Year of Report

GAAPD 0000

Agency Identifier

MARCH 19, 2013

Date

Nail J. Klay

LIEUTENANT

Prepared By

Title

ATLANTA POLICE DEPARTMENT - GEORGIA

Agency and State

[Signature]
Chief, Commissioner, Sheriff, or Superintendent

CHIEF

**ATLANTA POLICE DEPARTMENT
AGE, SEX, AND RACE OF PERSONS ARRESTED
16 YEARS OF AGE AND UNDER**

MONTH FEBRUARY

YEAR 2013

CLASSIFICATION OF OFFENSES	SEX	AGE						RACE				ETHNIC	
		09	1012	1314	15	16	TOTAL	White	Black	Native Amer.	Asian/Pacific	Whi. Hispanic	Blck Hispanic
Murder/Nonnegligent Manslaughter	01a	M					0						
	F						0						
Manslaughter by Negligence	01b	M					0						
	F						0						
Forcible Rape	02	M					0						
	F						0						
Robbery	03	M			2	1	3						
	F						0		3				
Aggravated Assault	04	M		1		1	2						
	F						0		2				
Burglary- Breaking or Entering	05	M		2	2	1	5						
	F			1			1		6				
Larceny - Theft (except Motor Vehicle Theft)	06	M		9	4	6	19						
	F			2	2		4		23				
Motor Vehicle Theft	07	M		2	3	2	7						
	F						0		7				
Other Assaults	08	M		1	1	3	5						
	F			2	1	1	4		9				
Arson	09	M					0						
	F						0						
Forgery and Counterfeiting	10	M					0						
	F						0						
Fraud	11	M					0						
	F						0						
Embezzlement	12	M					0						
	F						0						
Stolen Property; Buying, Receiving, Possessing	13	M		1	2		3						
	F						0		3				
Vandalism	14	M		1	1	2	5						
	F						0		5				
Weapons	15	M		1			1						
	F			1			1		2				
Prostitution and Commercialized Vice	16	M					0						
	F						0						

-88-

**ATLANTA POLICE DEPARTMENT
AGE, SEX, AND RACE OF PERSONS ARRESTED
16 YEARS OF AGE AND UNDER**

MONTH FEBRUARY

YEAR 2013

CLASSIFICATION OF OFFENSES	SEX	AGE						RACE				ETHNIC	
		09	1012	1314	15	16	TOTAL	White	Black	Native Amer.	Asian/Pacific	Whi. Hispanic	Blck Hispanic
Sex Offenses (except Rape and Prostitution)	17 M			1			1						
	F						0		1				
Drug Abuse Violations Grand Total	18 M	0	0	0	3	0	3						
	F	0	0	0	0	0	0	0	3	0	0	0	0
(1) Sale/Manufacturing Subtotal	180 M	0	0	0	2	0	2						
	F	0	0	0	0	0	0	0	2	0	0	0	0
Opium or Cocaine and their Derivatives	a M						0						
	F						0						
Marijuana	b M				2		2						
	F						0		2				
Synthetic Narcotics	c M						0						
	F						0						
Other Dangerous Non-Narcotic Drugs	d M						0						
	F						0						
(2) Possession Subtotal	185 M	0	0	0	1	0	1						
	F	0	0	0	0	0	0	0	1	0	0	0	0
Opium or Cocaine and their Derivatives	e M						0						
	F						0						
Marijuana	f M				1		1						
	F						0		1				
Synthetic Narcotics	g M						0						
	F						0						
Other Dangerous Non-Narcotic Drugs	h M						0						
	F						0						
Gambling Total	19 M	0	0	0	0	0	0						
	F	0	0	0	0	0	0	0	0	0	0	0	0
Bookmaking	a M						0						
	F						0						
Numbers and Lottery	b M						0						
	F						0						
All Other Gambling	c M						0						
	F						0						
Offenses Against Family and Children	20 M						0						
	F						0						

-p8-

**ATLANTA POLICE DEPARTMENT
AGE, SEX, AND RACE OF PERSONS ARRESTED
16 YEARS OF AGE AND UNDER**

MONTH FEBRUARY

YEAR 2013

CLASSIFICATION OF OFFENSES	SEX	AGE						RACE				ETHNIC	
		09	1012	1314	15	16	TOTAL	White	Black	Native Amer.	Asian/Pacific	Whi. Hispanic	Blck Hispanic
Driving Under the Influence 21	M						0						
	F						0						
Liquor Laws 22	M						0						
	F						0						
Drunkenness 23	M						0						
	F						0						
Disorderly Conduct 24	M			1			1						
	F		1	1	2	1	5	1	5				
Vagrancy 25	M						0						
	F						0						
All Other Offenses (except Traffic) 26	M			1	1	4	6						
	F			1	1		2		8				
Suspicion 27	M						0						
	F						0						
Curfew and Loitering 28	M						0						
	F						0						
Run-Aways 29	M						0						
	F						0						
Total		0	2	29	26	21	78	1	77	0	0	0	0

FEBRUARY 2013

Month and Year of Report

GAAPD 0000

Agency Identifier

MARCH 19, 2013

Date

Nail J. King LIEUTENANT

Prepared By

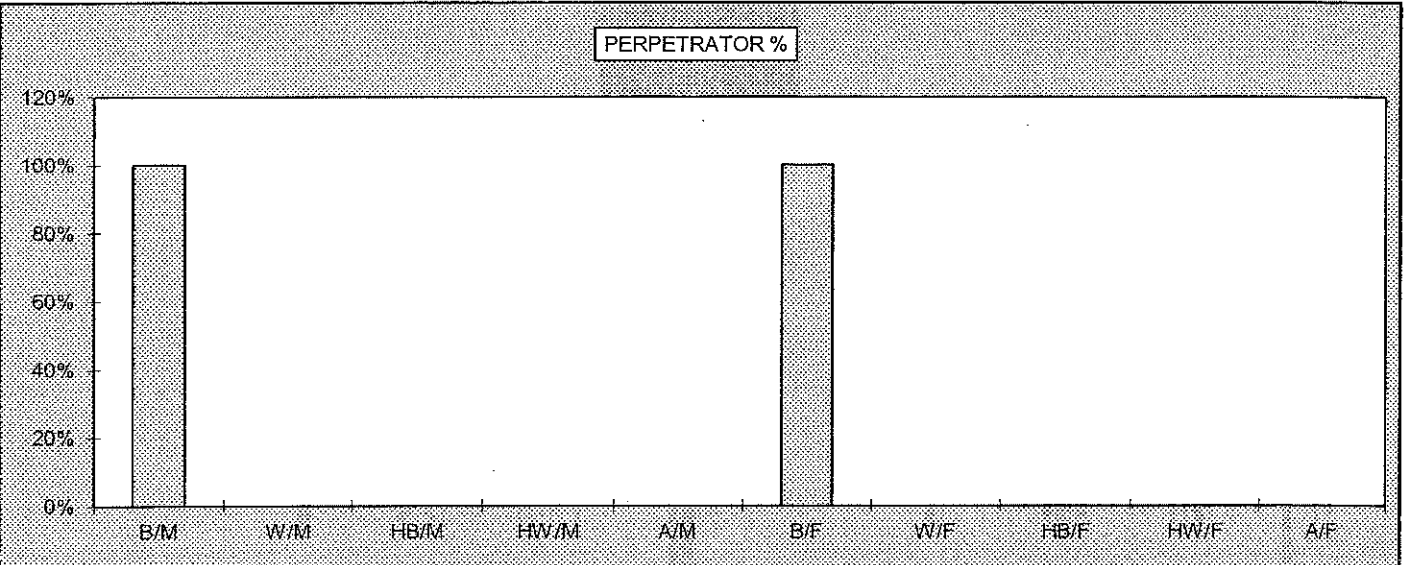
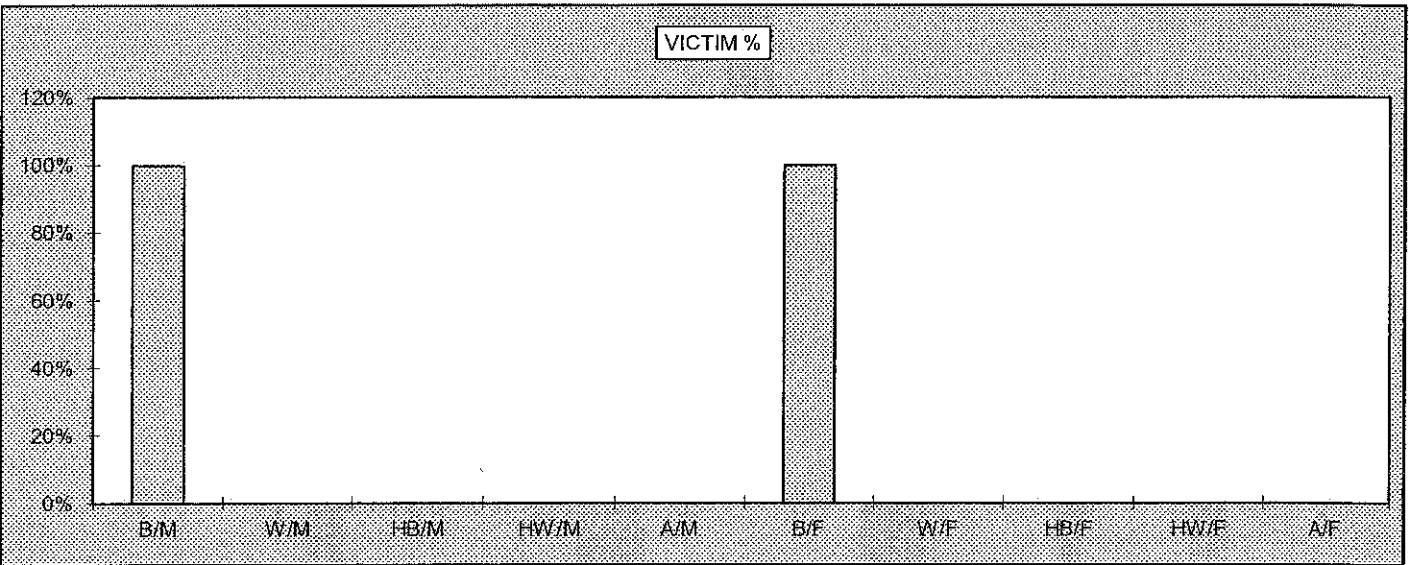
George J. F. CHIEF
Chief, Commissioner, Sheriff, or Superintendent

ATLANTA POLICE DEPARTMENT - GEORGIA

Agency and State

**2013
FEBRUARY HOMICIDE COMPARISON
BY RACE, SEX, AND ETHNIC ORIGIN**

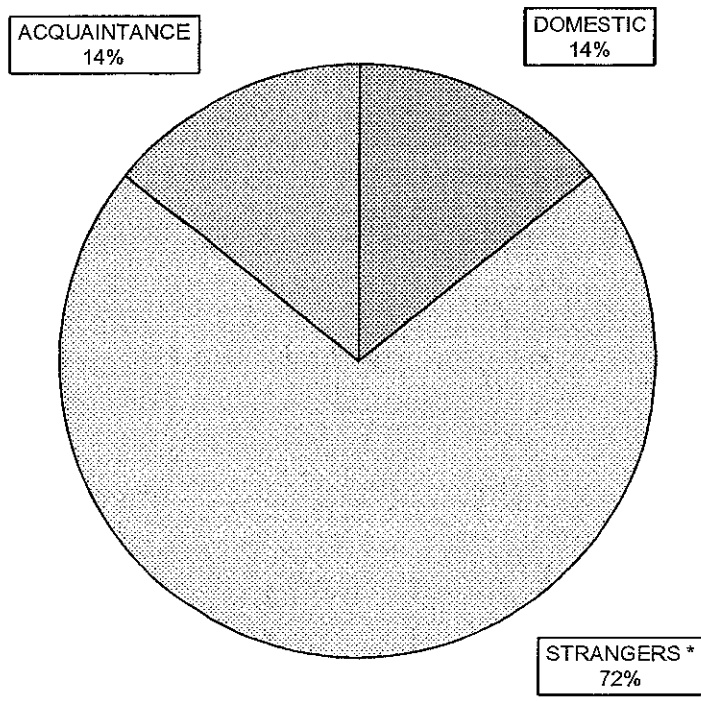
	VICTIM	PERPETRATOR		VICTIM %	PERPETRATOR %
B/M	5	2	B/M	100%	100%
W/M	0	0	W/M	0%	0%
HB/M	0	0	HB/M	0%	0%
HW/M	0	0	HW/M	0%	0%
A/M	0	0	A/M	0%	0%
TOTAL MALES	5	2	PERPETRATOR UNKNOWN FOR 4 HOMICIDES		
B/F	2	1			
W/F	0	0			
HB/F	0	0			
HW/F	0	0			
A/F	0	0			
TOTAL FEMALES	2	1			
TOTAL	7	3			



2013
HOMICIDE BREAKDOWN
YEAR TO DATE

FEBRUARY							
MONTH	ACTUAL	DOMESTIC	%	STRANGERS *	%	ACQUAINTANCE	%
JANUARY	7	0	0%	5	71%	2	29%
FEBRUARY	7	2	29%	5	71%	0	0%
MARCH							
APRIL							
MAY							
JUNE							
JULY							
AUGUST							
SEPTEMBER							
OCTOBER							
NOVEMBER							
DECEMBER							
TOTAL	14	2	14%	10	72%	2	14%

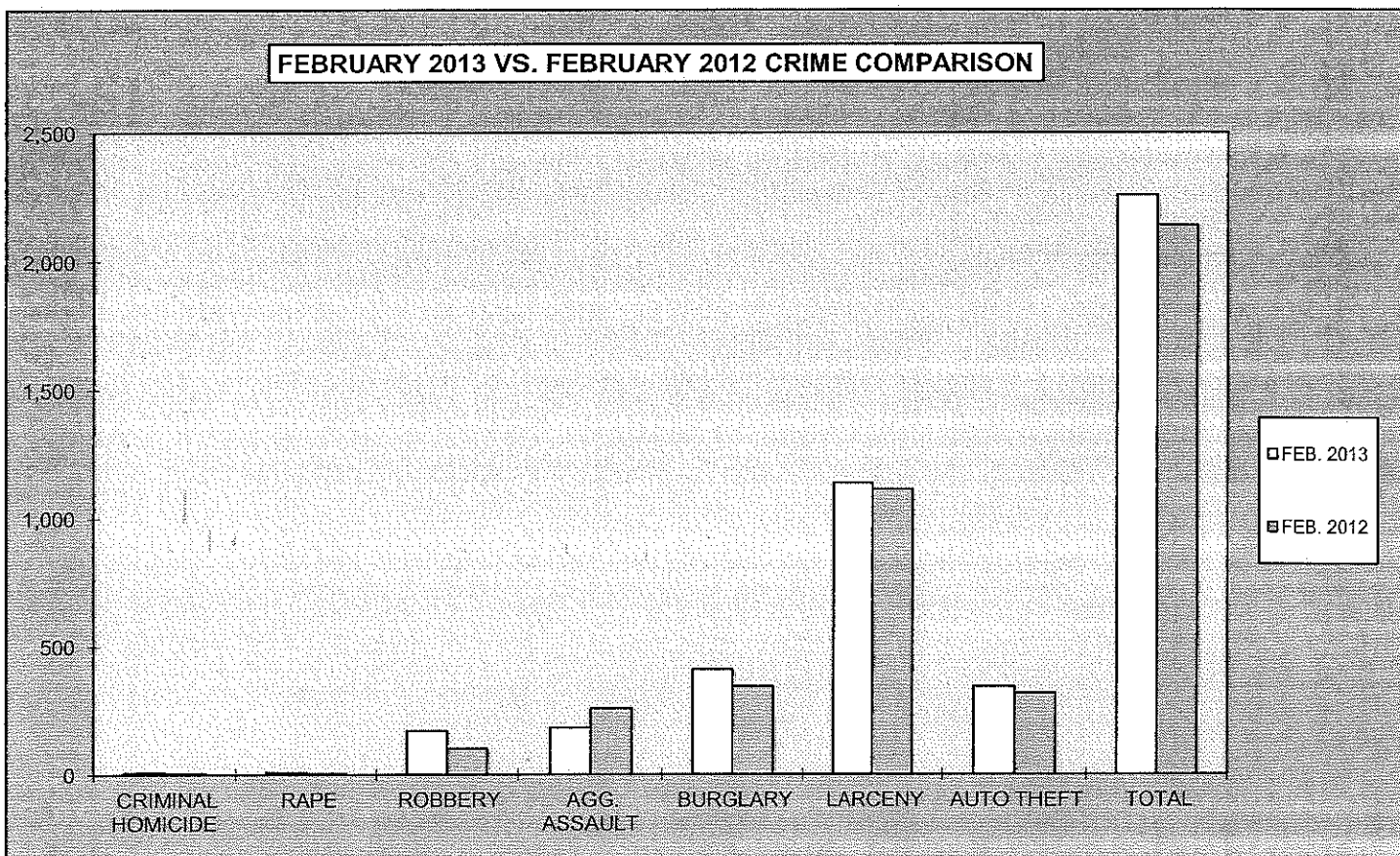
HOMICIDE BREAKDOWN BY VICTIM/OFFENDER RELATIONSHIP



* UNKNOWN INCLUDED IN WITH STRANGERS

**2013
MONTHLY CRIME COMPARISON**

CRIME	FEB. 2013	FEB. 2012	# DIFFERENCE	% DIFFERENCE
CRIMINAL HOMICIDE	7	5	2	40%
RAPE	8	5	3	60%
ROBBERY	171	101	70	69%
AGG. ASSAULT	182	257	-75	-29%
BURGLARY	409	343	66	19%
RESIDENCE	347	298	49	16%
NON-RESIDENCE	62	45	17	38%
LARCENY	1,138	1,113	25	2%
POCKETPICKING	15	9	6	67%
PURSE SNATCHING	26	20	6	30%
SHOPLIFTING	190	170	20	12%
FROM MOTOR VEHICLES	485	438	47	11%
MOTOR VEH. PARTS/ACCESSORIES	108	127	-19	-15%
BICYCLES	17	15	2	13%
FROM BUILDINGS	135	123	12	10%
FROM COIN OPERATED MACHINES	3	1	2	200%
ALL OTHER	159	210	-51	-24%
AUTO THEFT	342	316	26	8%
TOTAL	2,257	2,140	117	5%

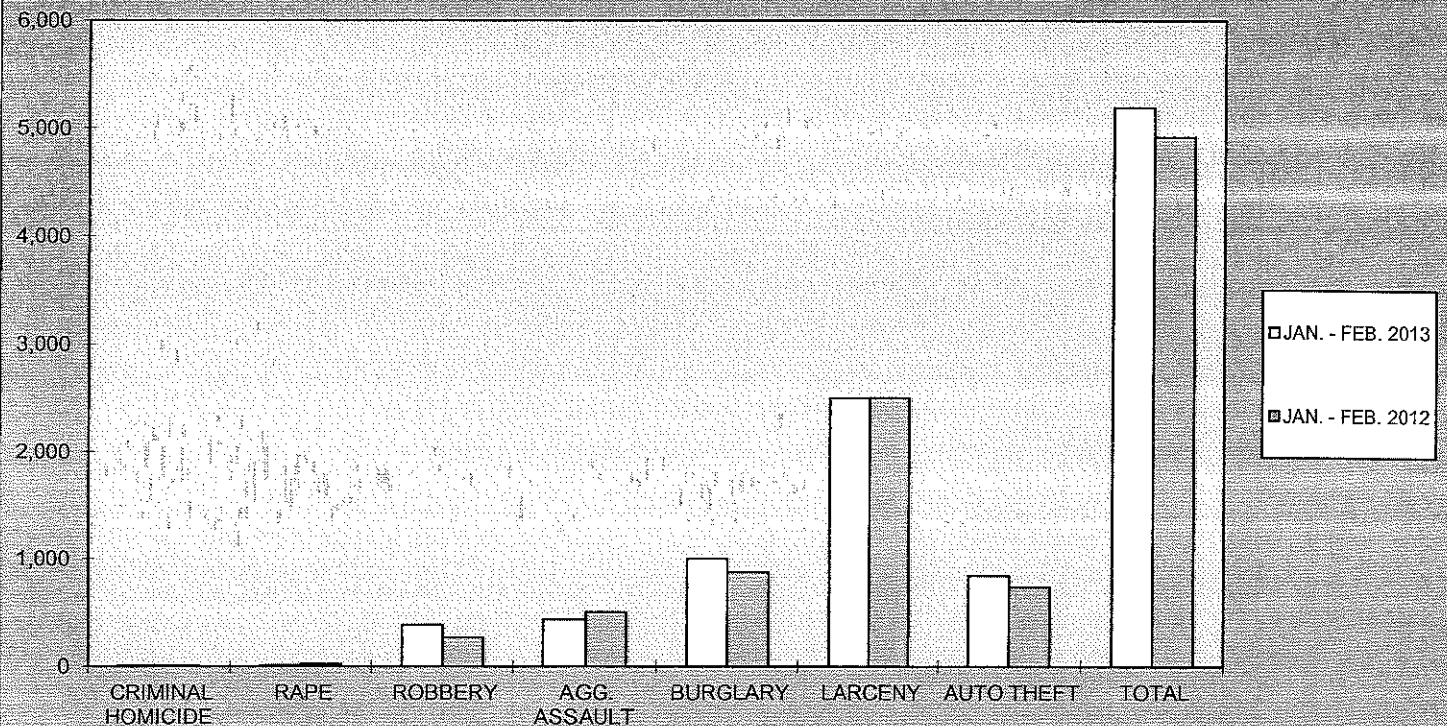


**2013
YEAR TO DATE CRIME COMPARISON**

FIRST 2 MONTHS

CRIME	JAN - FEB 2013	JAN - FEB 2012	# DIFFERENCE	% DIFFERENCE
CRIMINAL HOMICIDE	14	9	5	56%
RAPE	14	24	-10	-42%
ROBBERY	385	269	116	43%
AGG. ASSAULT	435	501	-66	-13%
BURGLARY	1,000	875	125	14%
RESIDENCE	864	762	102	13%
NON-RESIDENCE	136	113	23	20%
LARCENY	2,501	2,502	-1	0%
POCKETPICKING	21	19	2	11%
PURSE SNATCHING	69	48	21	44%
SHOPLIFTING	420	405	15	4%
FROM MOTOR VEHICLES	1,106	970	136	14%
MOTOR VEH. PARTS/ACCESSORIES	204	288	-84	-29%
BICYCLES	29	25	4	16%
FROM BUILDINGS	293	267	26	10%
FROM COIN OPERATED MACHINES	4	2	2	100%
ALL OTHER	355	478	-123	-26%
AUTO THEFT	842	738	104	14%
TOTAL	5,191	4,918	273	6%

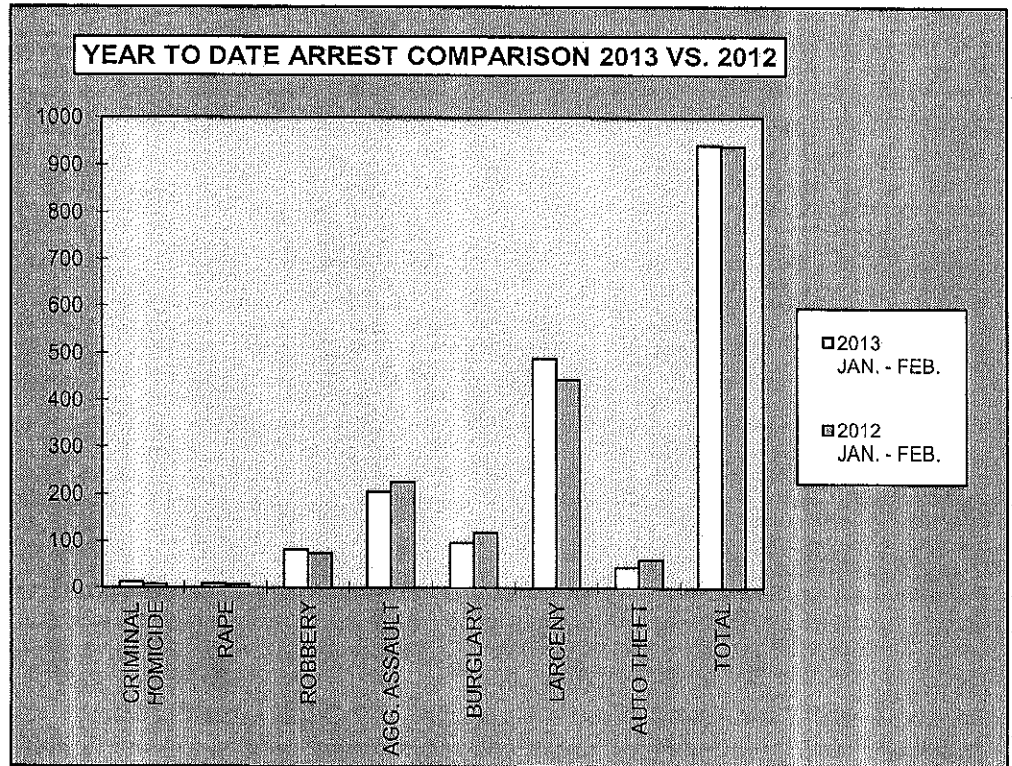
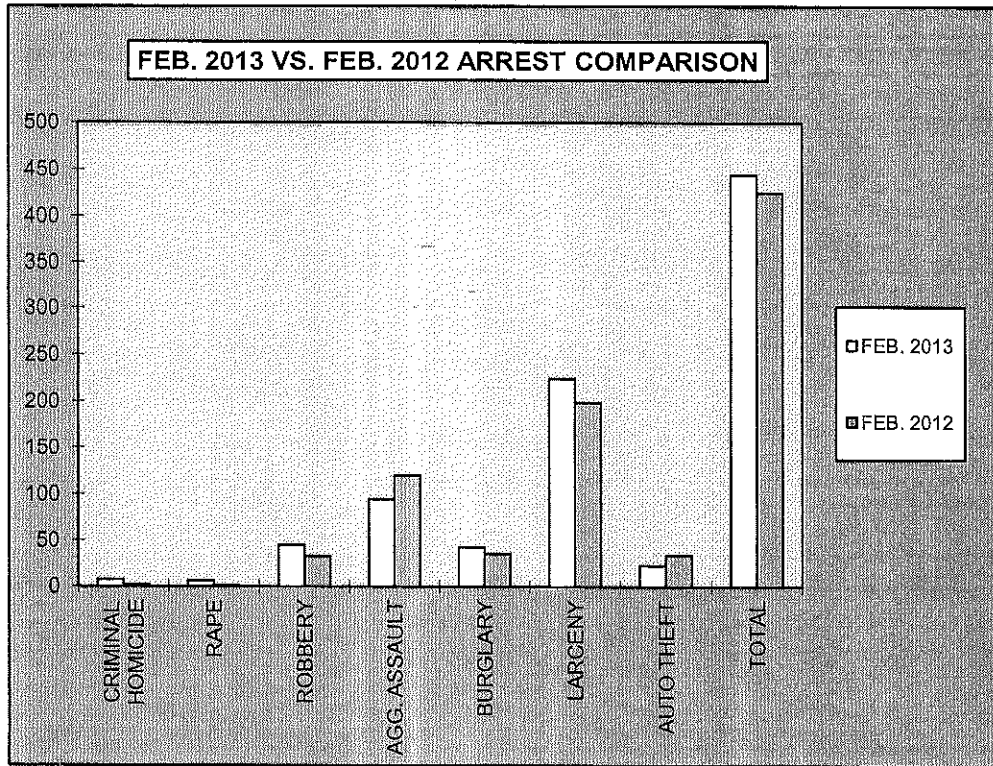
YEAR TO DATE CRIME COMPARISON



2013 ARREST COMPARISON

FEBRUARY ARREST COMPARISON				
CRIME	FEB. 2013	FEB. 2012	# DIFFERENCE	% DIFFERENCE
CRIMINAL HOMICIDE	7	2	5	250%
RAPE	6	1	5	500%
ROBBERY	45	33	12	36%
AGG. ASSAULT	95	120	-25	-21%
BURGLARY	43	36	7	19%
LARCENY	225	199	26	13%
AUTO THEFT	23	34	-11	-32%
TOTAL	444	425	19	4%

FIRST 2 MONTHS ARREST COMPARISON				
CRIME	2013 JAN. - FEB.	2012 JAN. - FEB.	# DIFFERENCE	% DIFFERENCE
CRIMINAL HOMICIDE	13	7	6	86%
RAPE	9	7	2	29%
ROBBERY	82	75	7	9%
AGG. ASSAULT	206	226	-20	-9%
BURGLARY	97	119	-22	-18%
LARCENY	490	445	45	10%
AUTO THEFT	45	61	-16	-26%
TOTAL	942	940	2	0%

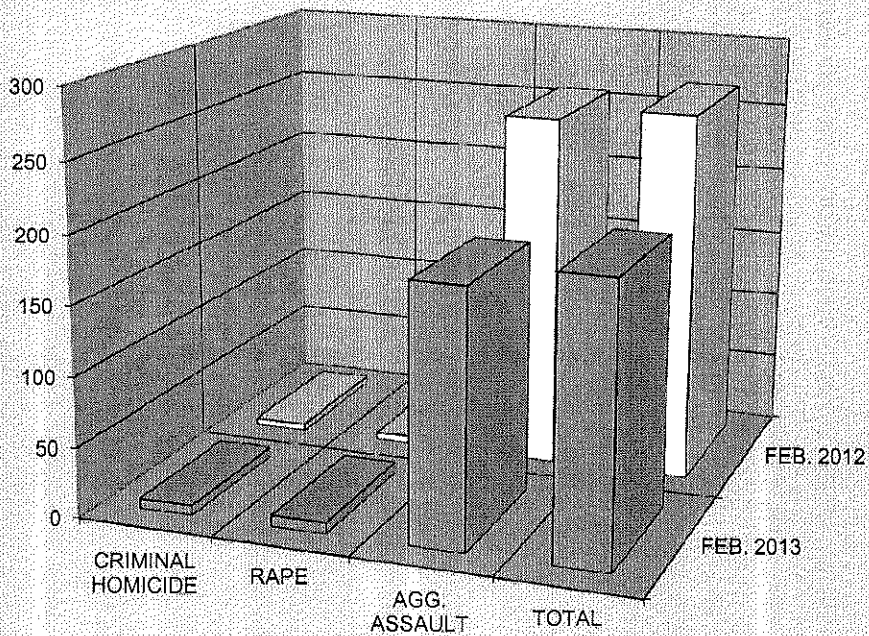


**2013
CRIME COMPARISON
CRIMES AGAINST PERSONS**

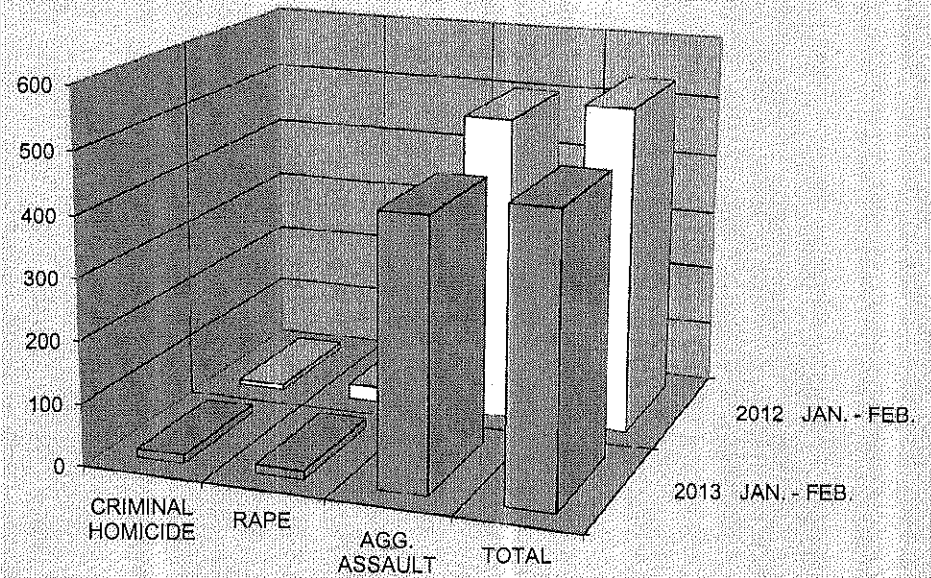
FEBRUARY				
CRIME	FEB. 2013	FEB. 2012	# DIFFERENCE	% DIFFERENCE
CRIMINAL HOMICIDE	7	5	2	40%
RAPE	8	5	3	60%
AGG. ASSAULT	182	257	-75	-29%
TOTAL	197	267	-70	-26%

FIRST 2 MONTHS						
CRIME	2013		2012		# DIFFERENCE	% DIFFERENCE
	JAN. - FEB.	JAN. - FEB.	JAN. - FEB.	JAN. - FEB.		
CRIMINAL HOMICIDE	14	9	5	56%		
RAPE	14	24	-10	-42%		
AGG. ASSAULT	435	501	-66	-13%		
TOTAL	463	534	-71	-13%		

FEBRUARY CRIMES AGAINST PERSONS





YEAR TO DATE CRIMES AGAINST PERSONS



**2013
CRIME COMPARISON
CRIMES AGAINST PROPERTY**

FEBRUARY				
CRIME	FEB. 2013	FEB. 2012	# DIFFERENCE	% DIFFERENCE
ROBBERY	171	101	70	69%
BURGLARY	409	343	66	19%
LARCENY	1,138	1,113	25	2%
AUTO THEFT	342	316	26	8%
TOTAL	2,060	1,873	187	10%

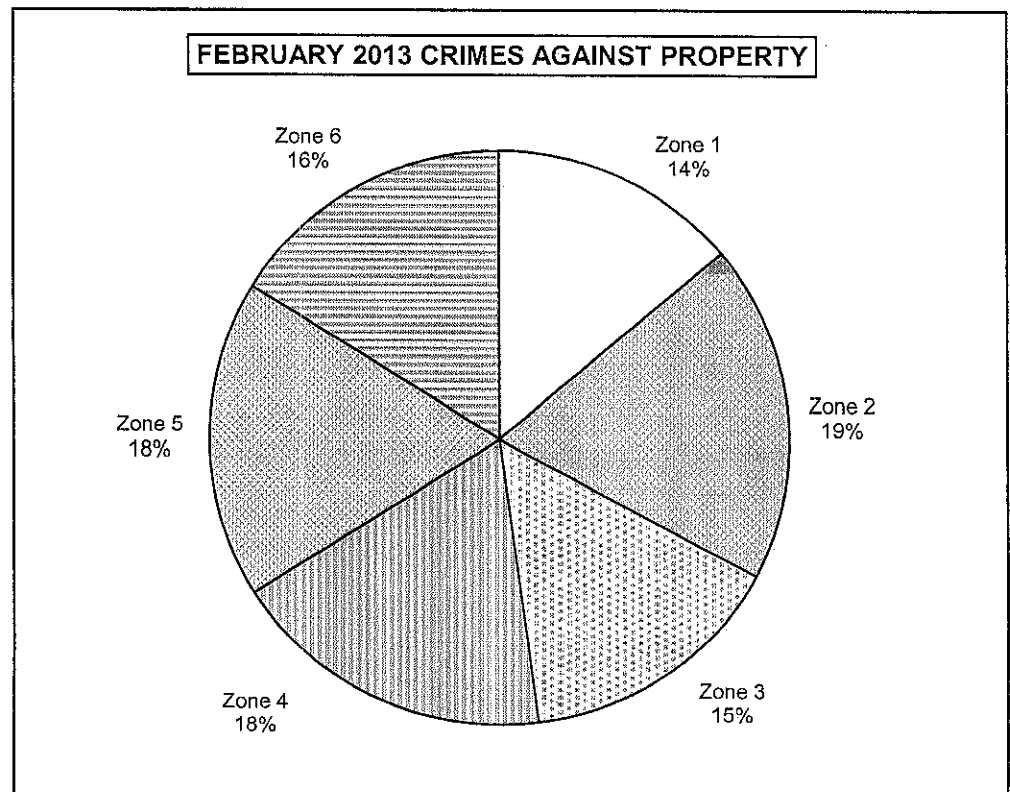
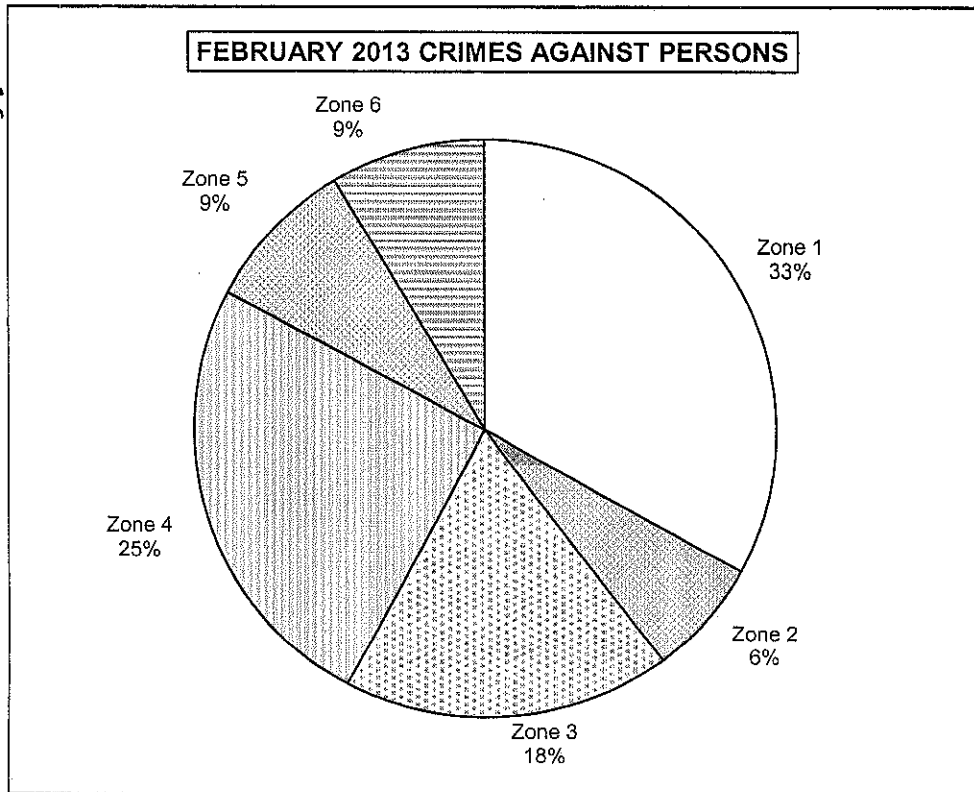
FIRST 2 MONTHS				
CRIME	2013 JAN. - FEB.	2012 JAN. - FEB.	# DIFFERENCE	% DIFFERENCE
ROBBERY	385	269	116	43%
BURGLARY	1,000	875	125	14%
LARCENY	2,501	2,502	-1	0%
AUTO THEFT	842	738	104	14%
TOTAL	4,728	4,384	344	8%



**2013
AREA BREAKDOWN
CRIMES AGAINST PERSONS AND PROPERTY**

FEBRUARY 2013 CRIMES AGAINST PERSONS BY ZONE						
CRIME	Zone 1	Zone 2	Zone 3	Zone 4	Zone 5	Zone 6
CRIMINAL HOMICIDE	5	0	0	2	0	0
RAPE	1	1	4	3	0	-1
AGG. ASSAULT	59	12	32	44	17	18
TOTAL CRIMES AGAINST PERSONS	65	13	36	49	17	17

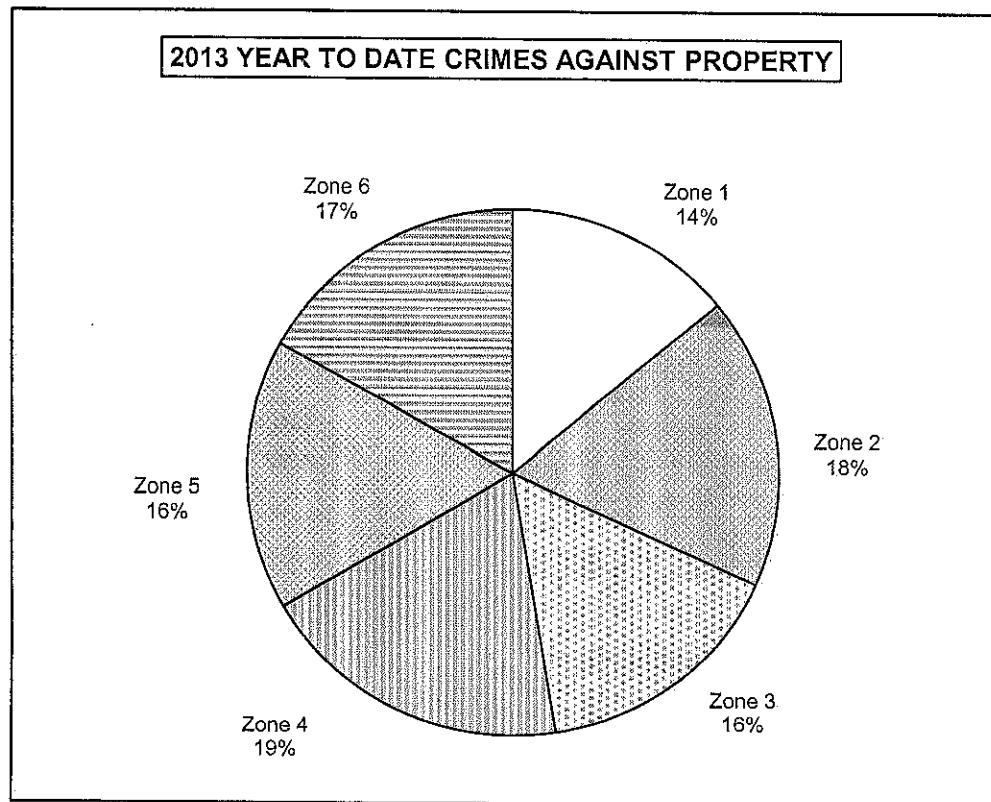
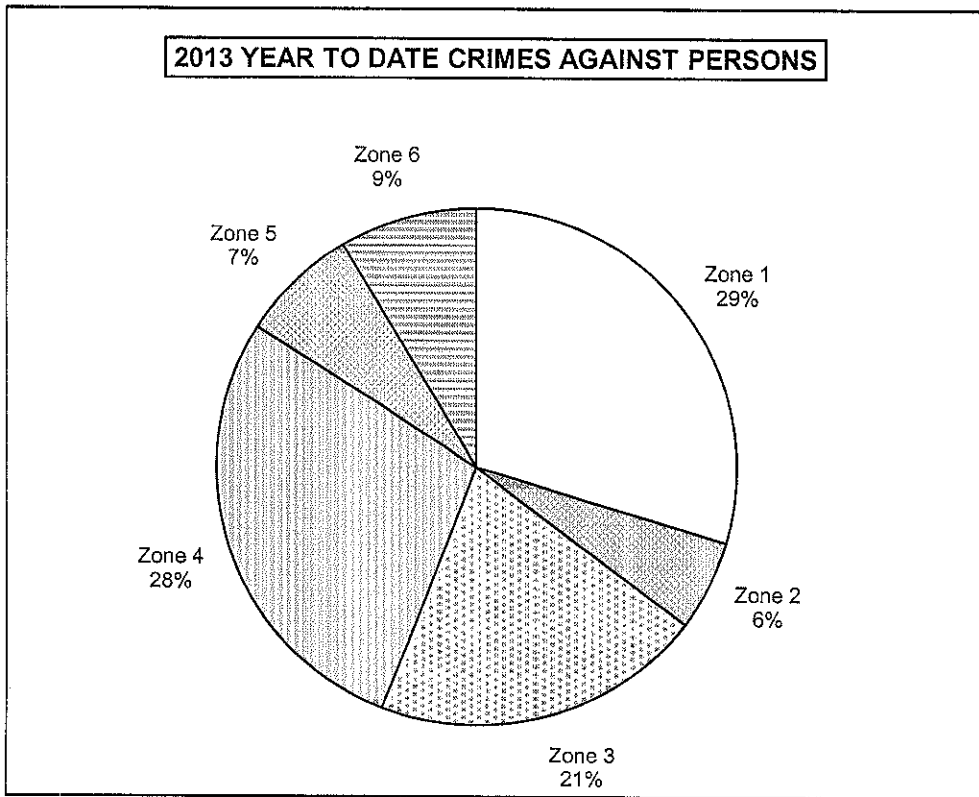
FEBRUARY 2013 CRIMES AGAINST PROPERTY BY ZONE						
CRIME	Zone 1	Zone 2	Zone 3	Zone 4	Zone 5	Zone 6
ROBBERY	23	20	18	49	20	41
BURGLARY	86	50	87	94	20	72
LARCENY	120	289	123	162	272	172
AUTO THEFT	58	29	83	71	52	49
TOTAL CRIMES AGAINST PROPERTY	287	388	311	376	364	334



**2013
YEAR TO DATE AREA BREAKDOWN
CRIMES AGAINST PERSONS AND PROPERTY**

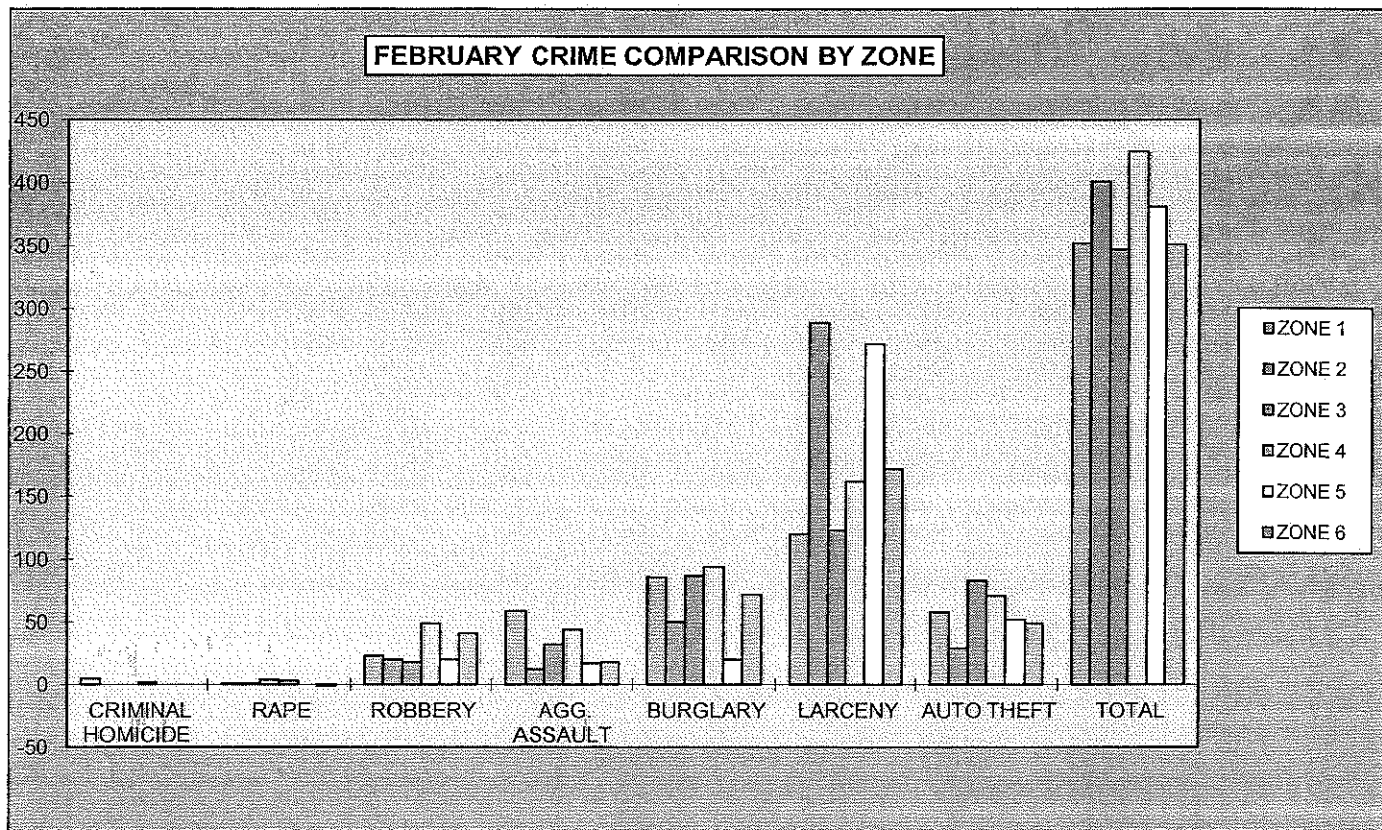
FIRST 2 MONTHS 2013 CRIMES AGAINST PERSON BY ZONE						
CRIME	Zone 1	Zone 2	Zone 3	Zone 4	Zone 5	Zone 6
CRIMINAL HOMICIDE	8	0	0	5	0	1
RAPE	2	2	5	5	0	0
AGG. ASSAULT	127	24	91	120	34	39
TOTAL CRIMES AGAINST PERSONS	137	26	96	130	34	40

FIRST 2 MONTHS 2013 CRIMES AGAINST PROPERTY BY ZONE						
CRIME	Zone 1	Zone 2	Zone 3	Zone 4	Zone 5	Zone 6
ROBBERY	64	47	56	102	47	69
BURGLARY	226	123	208	234	51	158
LARCENY	233	591	281	374	584	438
AUTO THEFT	138	79	195	199	94	137
TOTAL CRIMES AGAINST PROPERTY	661	840	740	909	776	802



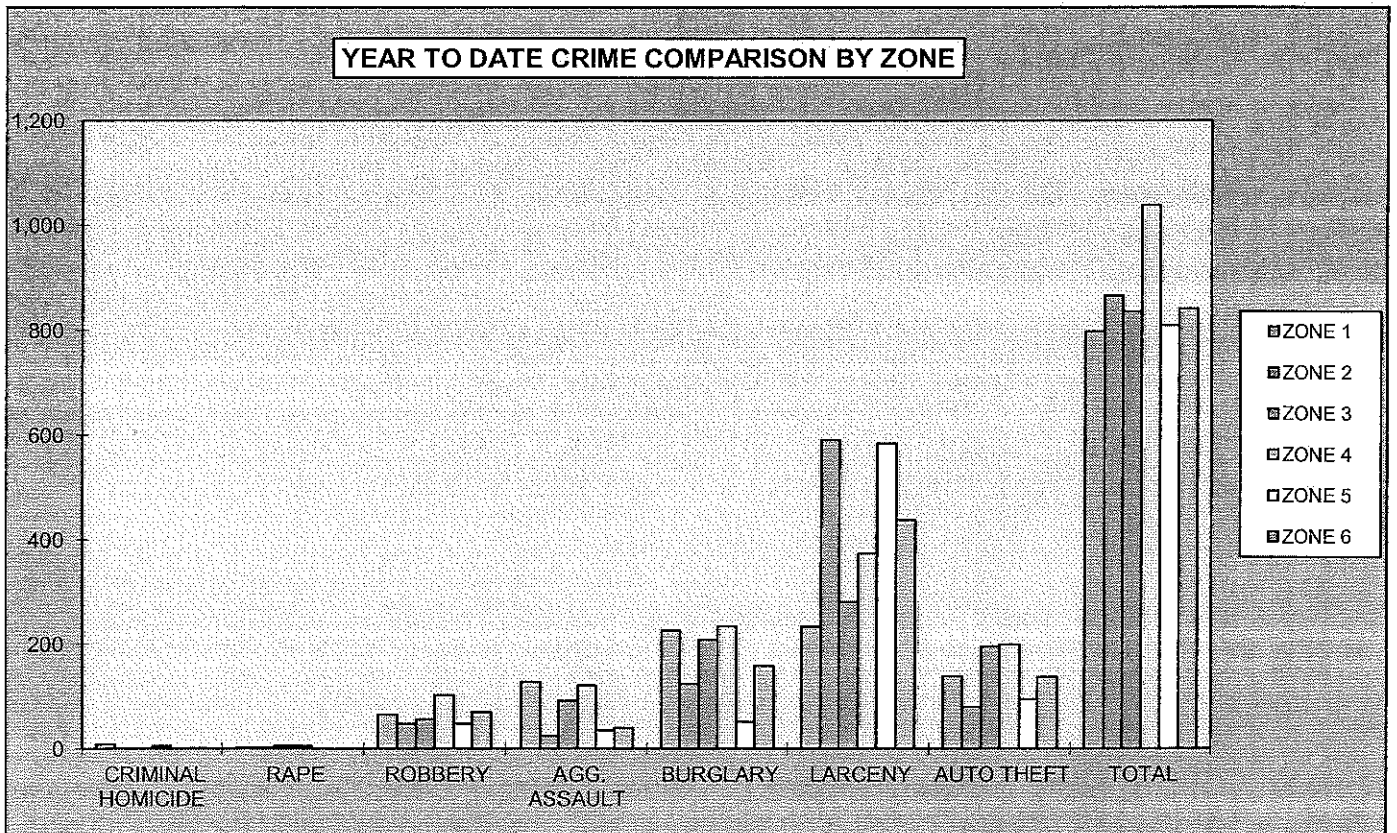
**2013
AREA BREAKDOWN**

FEBRUARY CRIME COMPARISON BY ZONE						
CRIME	ZONE 1	ZONE 2	ZONE 3	ZONE 4	ZONE 5	ZONE 6
CRIMINAL HOMICIDE	5	0	0	2	0	0
RAPE	1	1	4	3	0	-1
ROBBERY	23	20	18	49	20	41
AGG. ASSAULT	59	12	32	44	17	18
BURGLARY	86	50	87	94	20	72
RESIDENCE	80	33	79	87	9	59
NON-RESIDENCE	6	17	8	7	11	13
LARCENY	120	289	123	162	272	172
POCKETPICKING	0	3	6	0	3	3
PURSE SNATCHING	1	5	2	2	10	6
SHOPLIFTING	25	69	13	29	20	34
FROM MOTOR VEHICLES	37	137	37	57	146	71
MOTOR VEH. PARTS/ACCESSORIES	15	15	12	22	27	17
BICYCLES	1	3	2	1	4	6
FROM BUILDINGS	14	40	20	16	37	8
FROM COIN OPERATED MACHINES	0	0	0	1	2	0
ALL OTHER	27	17	31	34	23	27
AUTO THEFT	58	29	83	71	52	49
TOTAL	352	401	347	425	381	351



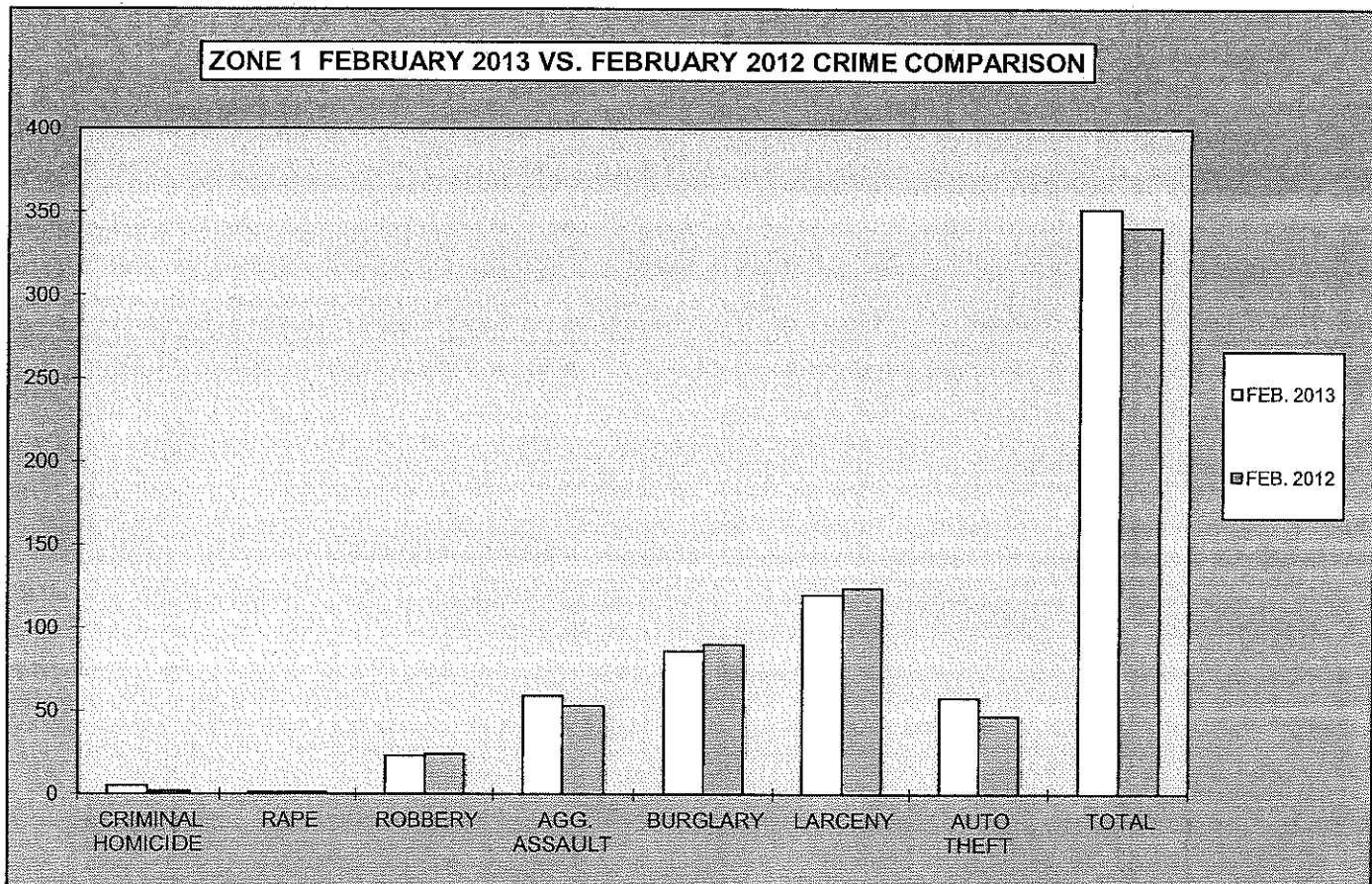
2013
YEAR TO DATE AREA BREAKDOWN

FIRST 2 MONTHS CRIME COMPARISON						
CRIME	ZONE 1	ZONE 2	ZONE 3	ZONE 4	ZONE 5	ZONE 6
CRIMINAL HOMICIDE	8	0	0	5	0	1
RAPE	2	2	5	5	0	0
ROBBERY	64	47	56	102	47	69
AGG. ASSAULT	127	24	91	120	34	39
BURGLARY	226	123	208	234	51	158
RESIDENCE	212	89	185	219	31	128
NON-RESIDENCE	14	34	23	15	20	30
LARCENY	233	591	281	374	584	438
POCKETPICKING	1	3	6	0	7	4
PURSE SNATCHING	7	7	9	12	23	11
SHOPLIFTING	38	143	32	82	43	82
FROM MOTOR VEHICLES	74	288	75	128	318	223
MOTOR VEH. PARTS/ACCESSORIES	27	30	30	34	51	32
BICYCLES	2	5	3	3	6	10
FROM BUILDINGS	25	74	47	39	82	26
FROM COIN OPERATED MACHINES	0	0	0	2	2	0
ALL OTHER	59	41	79	74	52	50
AUTO THEFT	138	79	195	199	94	137
TOTAL	798	866	836	1,039	810	842



**2013
MONTHLY CRIME COMPARISON**

ZONE 1				
CRIME	FEB. 2013	FEB. 2012	# DIFFERENCE	% DIFFERENCE
CRIMINAL HOMICIDE	5	2	3	150%
RAPE	1	1	0	0%
ROBBERY	23	24	-1	-4%
AGG. ASSAULT	59	53	6	11%
BURGLARY	86	90	-4	-4%
RESIDENCE	80	80	0	0%
NON-RESIDENCE	6	10	-4	-40%
LARCENY	120	124	-4	-3%
POCKETPICKING	0	0	0	0%
PURSE SNATCHING	1	3	-2	-67%
SHOPLIFTING	25	16	9	56%
FROM MOTOR VEHICLES	37	26	11	42%
MOTOR VEH. PARTS/ACCESSORIES	15	21	-6	-29%
BICYCLES	1	1	0	0%
FROM BUILDINGS	14	23	-9	-39%
FROM COIN OPERATED MACHINES	0	0	0	0%
ALL OTHER	27	34	-7	-21%
AUTO THEFT	58	47	11	23%
TOTAL	352	341	11	3%

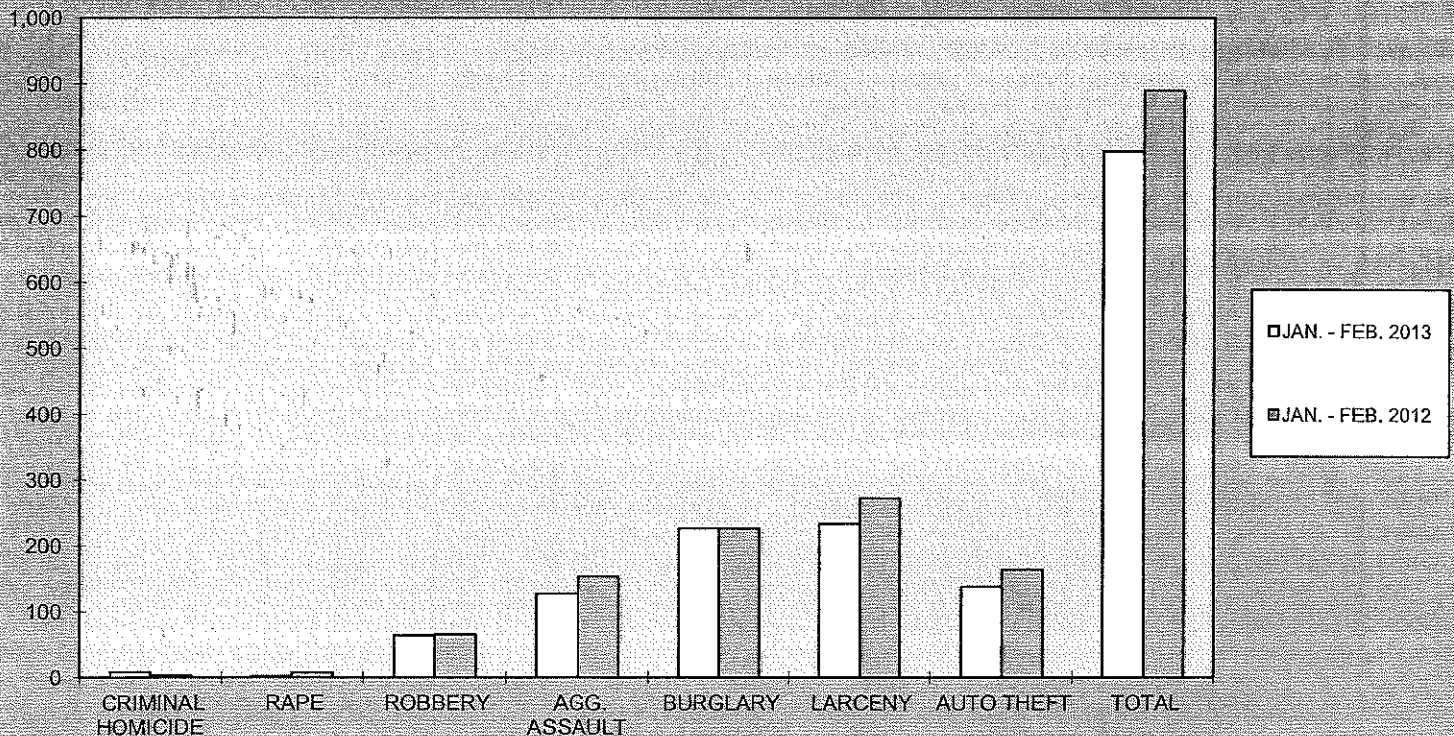


**2013
YEAR TO DATE CRIME COMPARISON**

ZONE 1

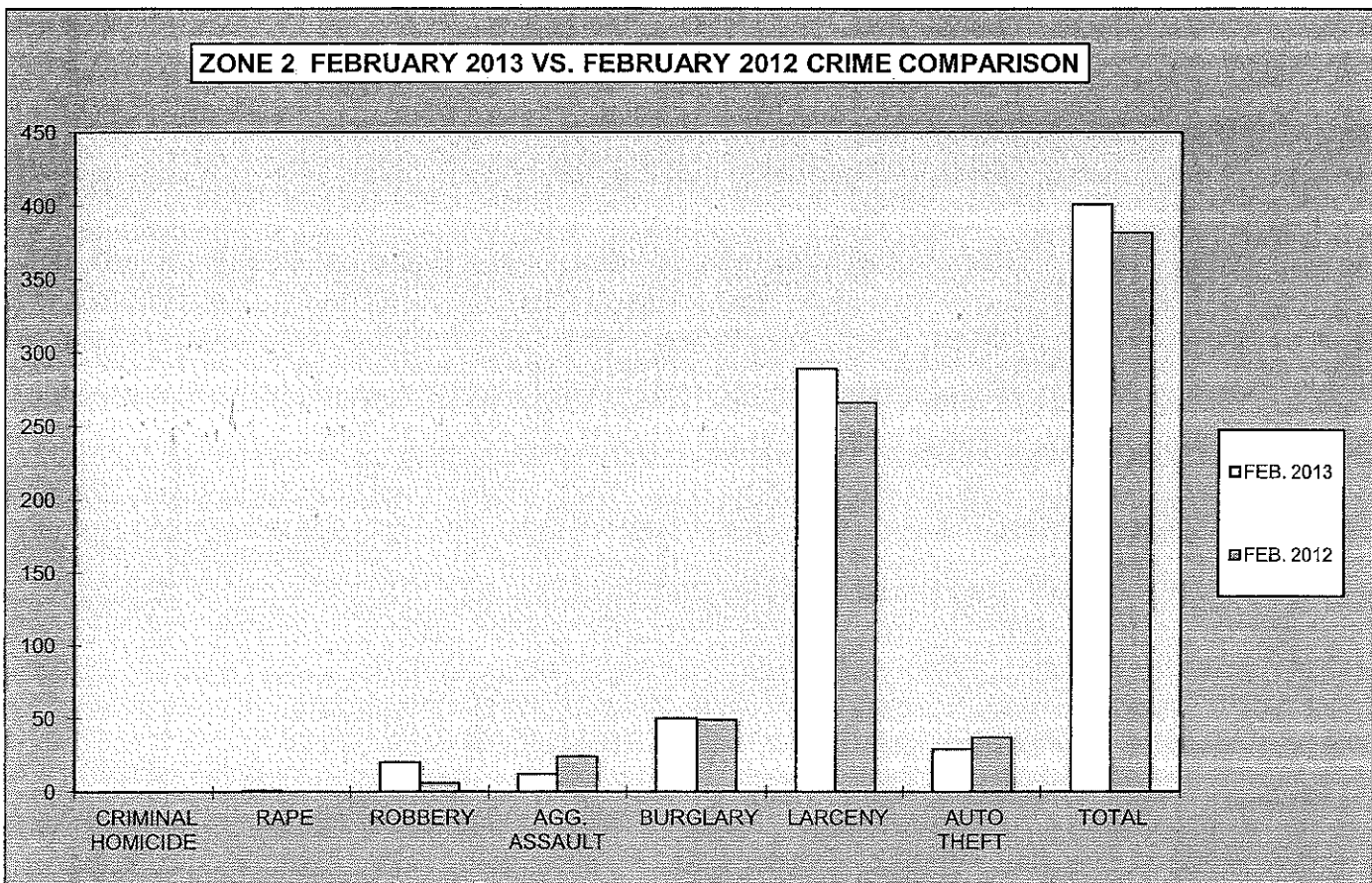
CRIME	JAN. - FEB. 2013	JAN. - FEB. 2012	# DIFFERENCE	% DIFFERENCE
CRIMINAL HOMICIDE	8	3	5	167%
RAPE	2	7	-5	-71%
ROBBERY	64	65	-1	-2%
AGG. ASSAULT	127	153	-26	-17%
BURGLARY	226	226	0	0%
RESIDENCE	212	204	8	4%
NON-RESIDENCE	14	22	-8	-36%
LARCENY	233	272	-39	-14%
POCKETPICKING	1	0	1	100%
PURSE SNATCHING	7	9	-2	-22%
SHOPLIFTING	38	30	8	27%
FROM MOTOR VEHICLES	74	71	3	4%
MOTOR VEH. PARTS/ACCESSORIES	27	44	-17	-39%
BICYCLES	2	1	1	100%
FROM BUILDINGS	25	36	-11	-31%
FROM COIN OPERATED MACHINES	0	0	0	0%
ALL OTHER	59	81	-22	-27%
AUTO THEFT	138	164	-26	-16%
TOTAL	798	890	-92	-10%

ZONE 1 YEAR TO DATE CRIME COMPARISON



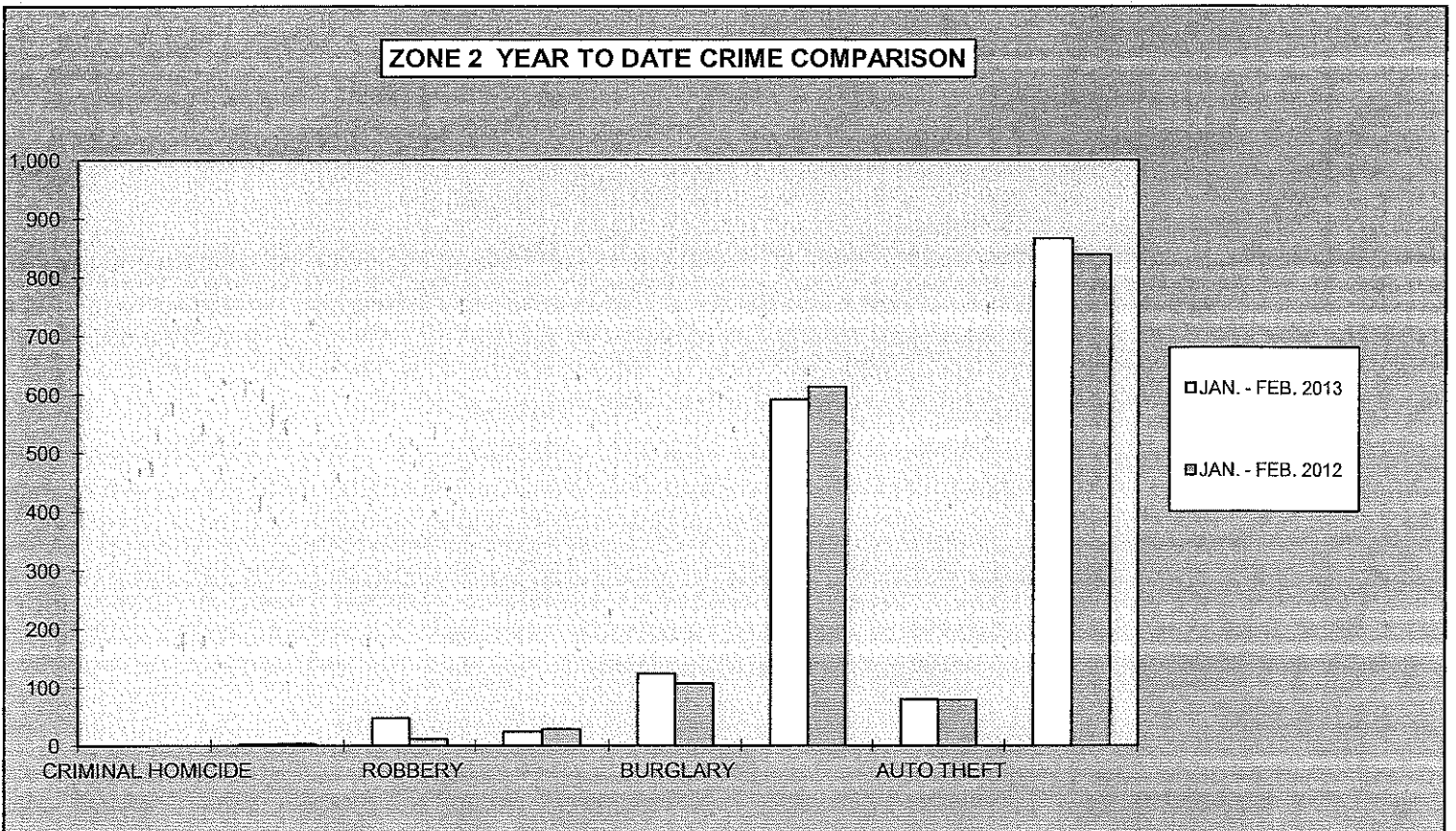
**2013
MONTHLY CRIME COMPARISON**

ZONE 2					
CRIME	FEB 2013	FEB 2012	# DIFFERENCE	% DIFFERENCE	
CRIMINAL HOMICIDE	0	0	0	0%	
RAPE	1	0	1	100%	
ROBBERY	20	6	14	233%	
AGG. ASSAULT	12	24	-12	-50%	
BURGLARY	50	49	1	2%	
RESIDENCE	33	40	-7	-18%	
NON-RESIDENCE	17	9	8	89%	
LARCENY	289	266	23	9%	
POCKETPICKING	3	4	-1	-25%	
PURSE SNATCHING	5	3	2	67%	
SHOPLIFTING	69	62	7	11%	
FROM MOTOR VEHICLES	137	108	29	27%	
MOTOR VEH. PARTS/ACCESSORIES	15	25	-10	-40%	
BICYCLES	3	1	2	200%	
FROM BUILDINGS	40	24	16	67%	
FROM COIN OPERATED MACHINES	0	0	0	0%	
ALL OTHER	17	39	-22	-56%	
AUTO THEFT	29	37	-8	-22%	
TOTAL	401	382	19	5%	



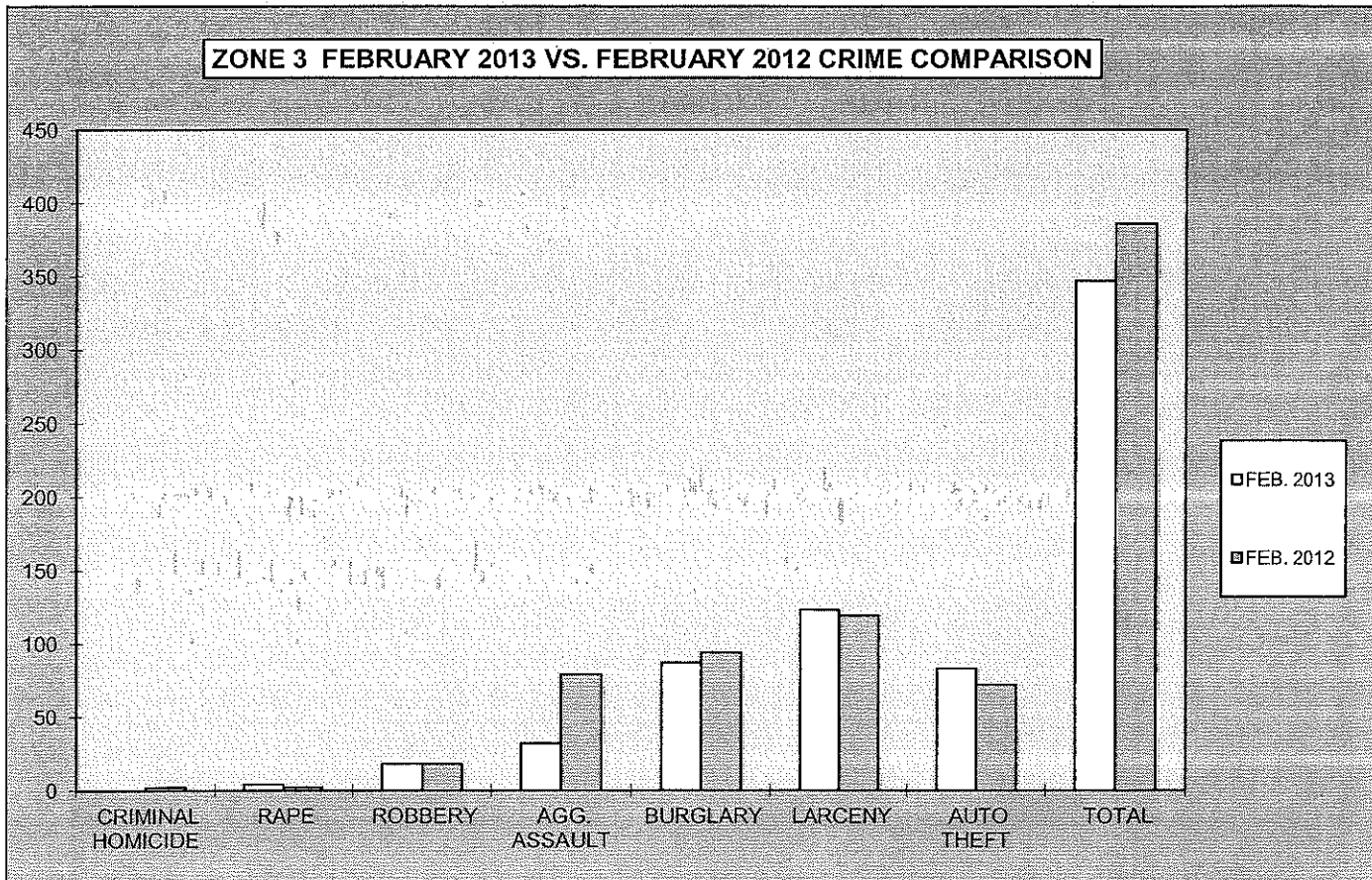
**2013
YEAR TO DATE CRIME COMPARISON**

ZONE 2					
CRIME	JAN. - FEB. 2013	JAN. - FEB. 2012	# DIFFERENCE	% DIFFERENCE	
CRIMINAL HOMICIDE	0	0	0	0%	
RAPE	2	3	-1	-33%	
ROBBERY	47	11	36	327%	
AGG. ASSAULT	24	28	-4	-14%	
BURGLARY	123	106	17	16%	
RESIDENCE	89	89	0	0%	
NON-RESIDENCE	34	17	17	100%	
LARCENY	591	613	-22	-4%	
POCKETPICKING	3	9	-6	-67%	
PURSE SNATCHING	7	11	-4	-36%	
SHOPLIFTING	143	129	14	11%	
FROM MOTOR VEHICLES	288	258	30	12%	
MOTOR VEH. PARTS/ACCESSORIES	30	64	-34	-53%	
BICYCLES	5	2	3	150%	
FROM BUILDINGS	74	52	22	42%	
FROM COIN OPERATED MACHINES	0	0	0	0%	
ALL OTHER	41	88	-47	-53%	
AUTO THEFT	79	78	1	1%	
TOTAL	866	839	27	3%	



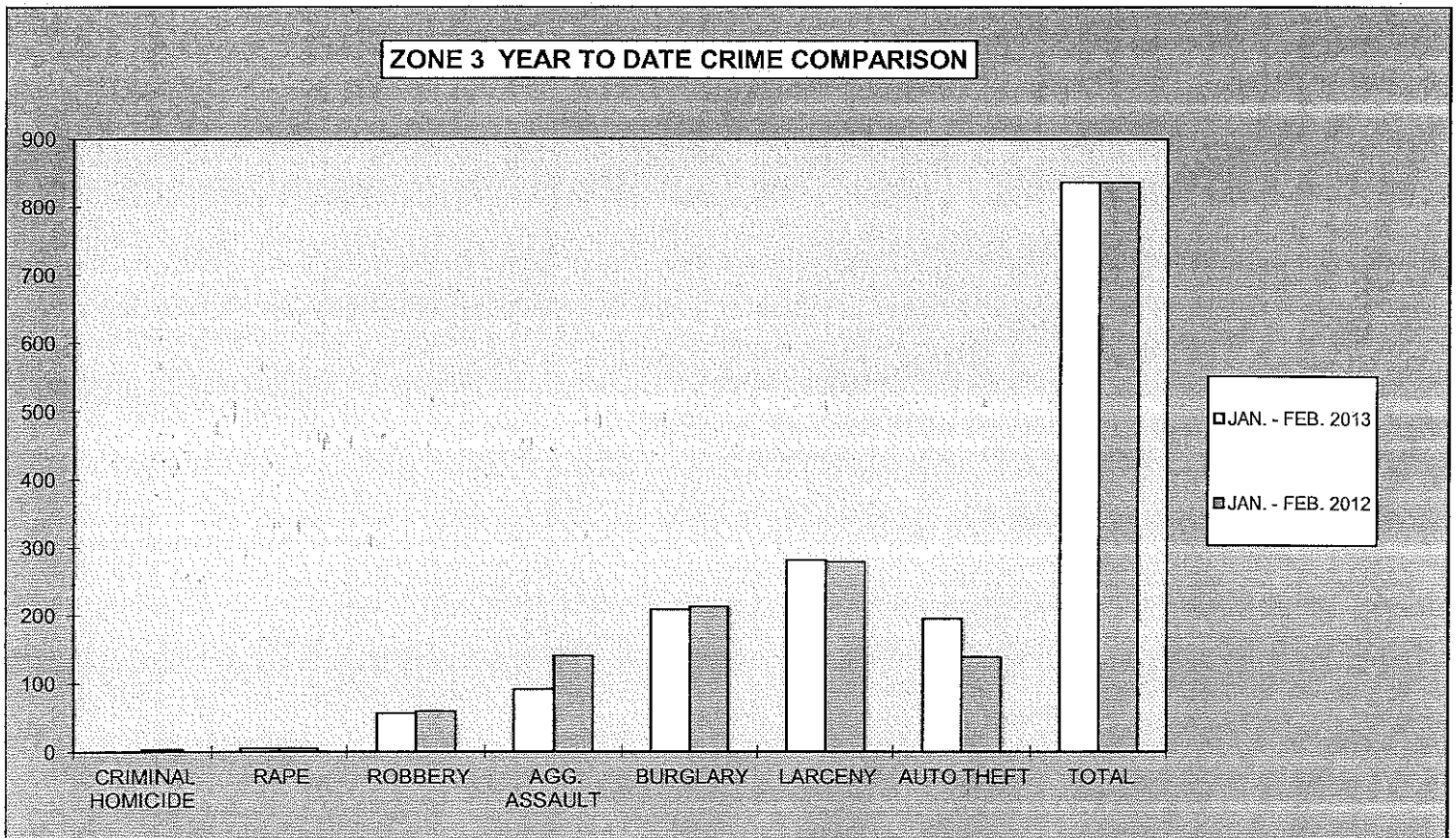
**2013
MONTHLY CRIME COMPARISON**

ZONE 3				
CRIME	FEB. 2013	FEB. 2012	# DIFFERENCE	% DIFFERENCE
CRIMINAL HOMICIDE	0	2	-2	-100%
RAPE	4	2	2	100%
ROBBERY	18	18	0	0%
AGG. ASSAULT	32	79	-47	-59%
BURGLARY	87	94	-7	-7%
RESIDENCE	79	84	-5	-6%
NON-RESIDENCE	8	10	-2	-20%
LARCENY	123	119	4	3%
POCKETPICKING	6	1	5	500%
PURSE SNATCHING	2	5	-3	-60%
SHOPLIFTING	13	15	-2	-13%
FROM MOTOR VEHICLES	37	33	4	12%
MOTOR VEH. PARTS/ACCESSORIES	12	9	3	33%
BICYCLES	2	1	1	100%
FROM BUILDINGS	20	17	3	18%
FROM COIN OPERATED MACHINES	0	0	0	0%
ALL OTHER	31	38	-7	-18%
AUTO THEFT	83	72	11	15%
TOTAL	347	386	-39	-10%



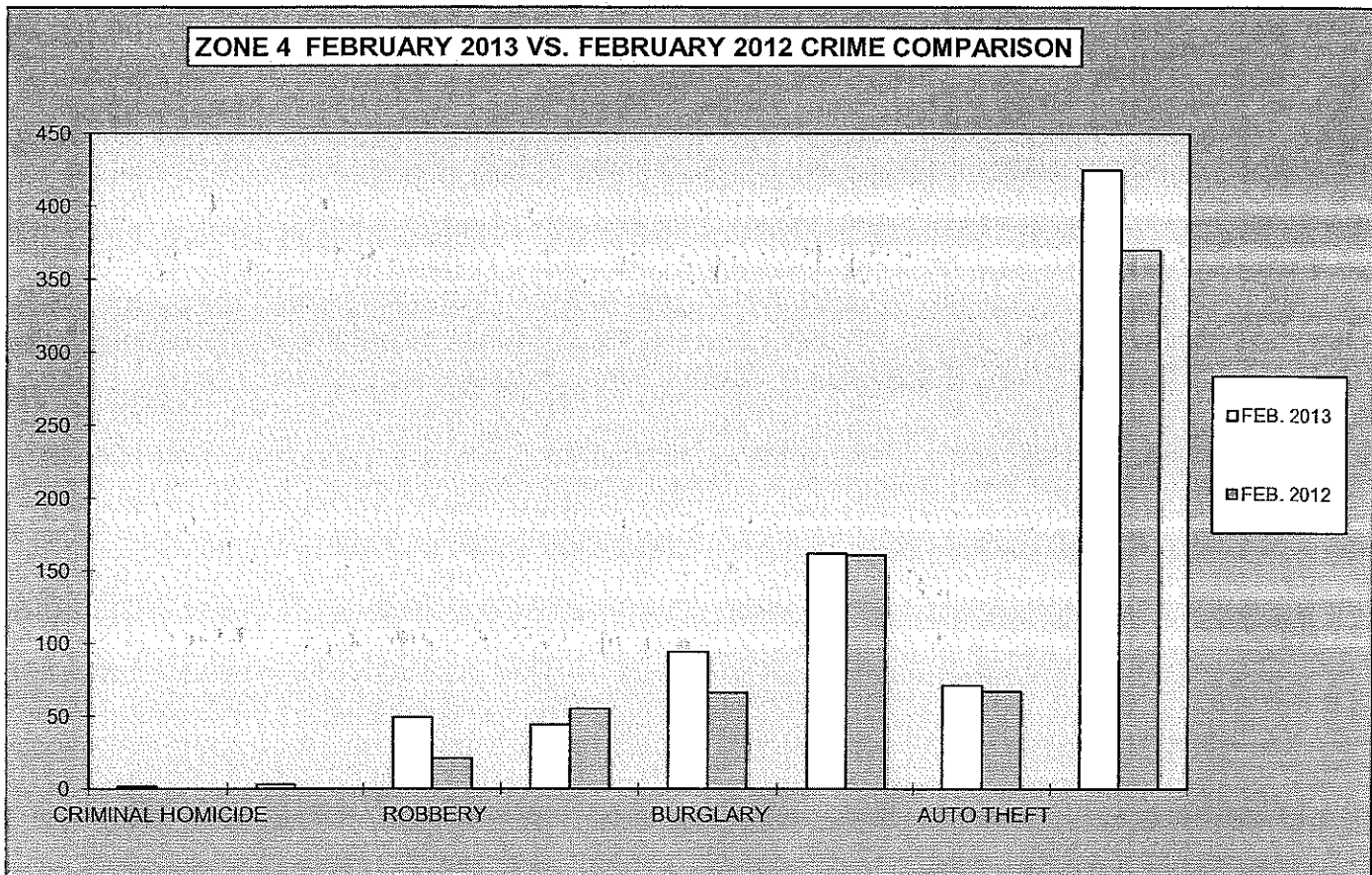
**2013
YEAR TO DATE CRIME COMPARISON**

ZONE 3				
CRIME	JAN. - FEB. 2013	JAN. - FEB. 2012	# DIFFERENCE	% DIFFERENCE
CRIMINAL HOMICIDE	0	3	-3	-100%
RAPE	5	5	0	0%
ROBBERY	56	59	-3	-5%
AGG. ASSAULT	91	140	-49	-35%
BURGLARY	208	212	-4	-2%
RESIDENCE	185	190	-5	-3%
NON-RESIDENCE	23	22	1	5%
LARCENY	281	279	2	1%
POCKETPICKING	6	3	3	100%
PURSE SNATCHING	9	8	1	13%
SHOPLIFTING	32	40	-8	-20%
FROM MOTOR VEHICLES	75	59	16	27%
MOTOR VEH. PARTS/ACCESSORIES	30	33	-3	-9%
BICYCLES	3	2	1	50%
FROM BUILDINGS	47	36	11	31%
FROM COIN OPERATED MACHINES	0	0	0	0%
ALL OTHER	79	98	-19	-19%
AUTO THEFT	195	138	57	41%
TOTAL	836	836	0	0%



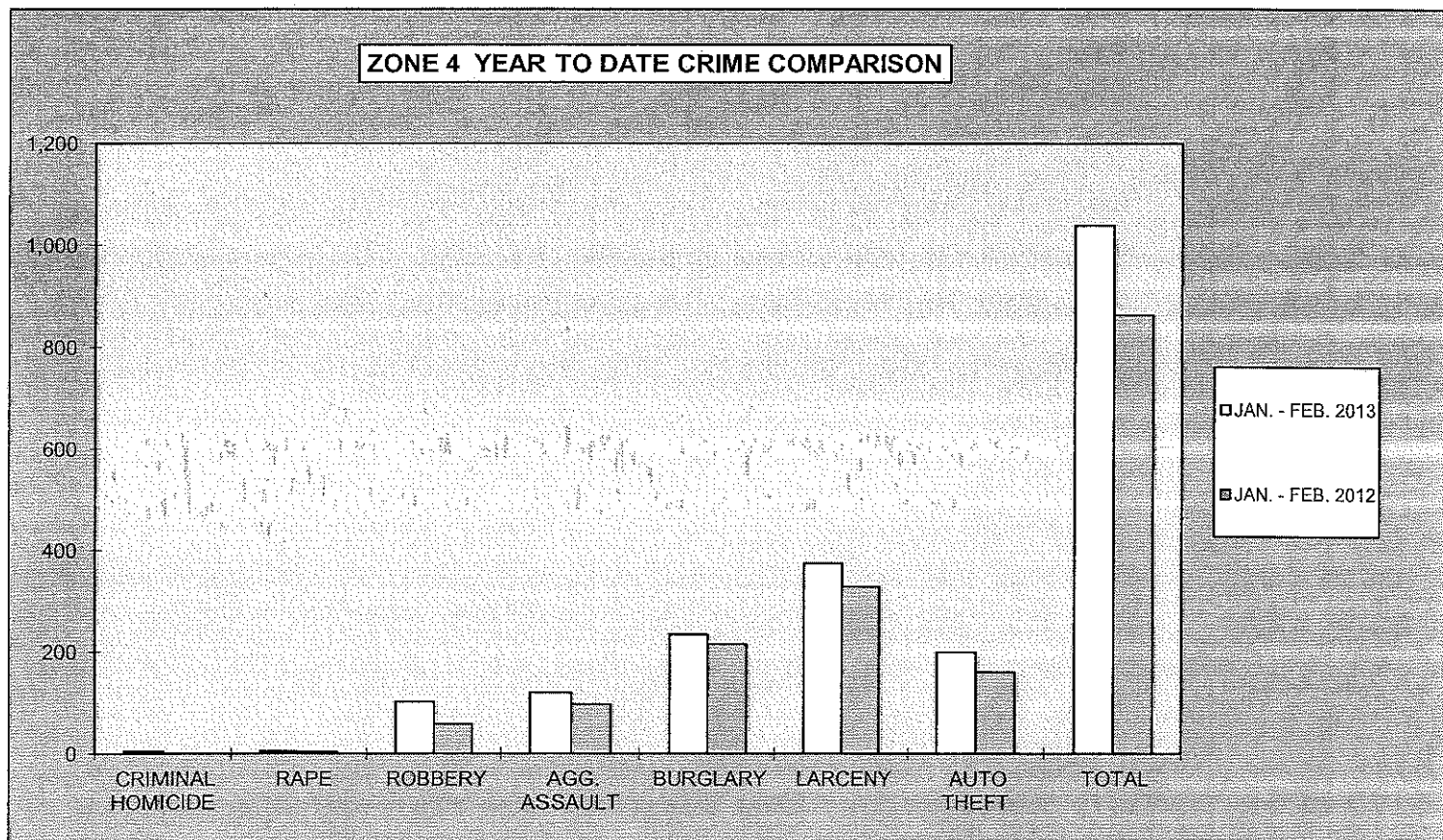
**2013
MONTHLY CRIME COMPARISON**

ZONE 4					
CRIME	FEB. 2013	FEB. 2012	# DIFFERENCE	% DIFFERENCE	
CRIMINAL HOMICIDE	2	0	2	100%	
RAPE	3	0	3	100%	
ROBBERY	49	21	28	133%	
AGG. ASSAULT	44	55	-11	-20%	
BURGLARY	94	66	28	42%	
RESIDENCE	87	62	25	40%	
NON-RESIDENCE	7	4	3	75%	
LARCENY	162	161	1	1%	
POCKETPICKING	0	2	-2	-100%	
PURSE SNATCHING	2	4	-2	-50%	
SHOPLIFTING	29	25	4	16%	
FROM MOTOR VEHICLES	57	47	10	21%	
MOTOR VEH. PARTS/ACCESSORIES	22	13	9	69%	
BICYCLES	1	2	-1	-50%	
FROM BUILDINGS	16	17	-1	-6%	
FROM COIN OPERATED MACHINES	1	0	1	100%	
ALL OTHER	34	51	-17	-33%	
AUTO THEFT	71	67	4	6%	
TOTAL	425	370	55	15%	



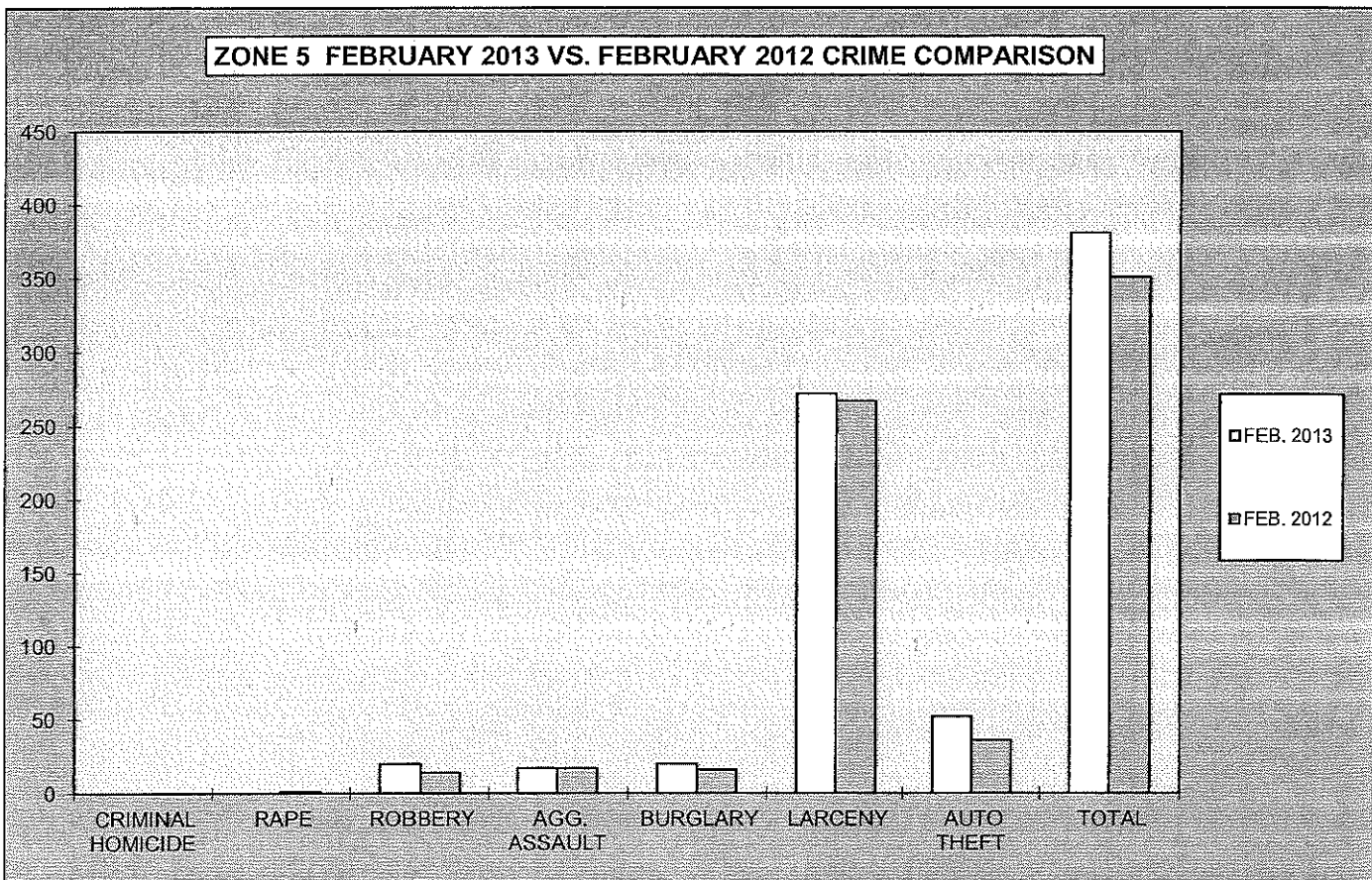
**2013
YEAR TO DATE CRIME COMPARISON**

ZONE 4				
CRIME	JAN. - FEB. 2013	JAN. - FEB. 2012	# DIFFERENCE	% DIFFERENCE
CRIMINAL HOMICIDE	5	1	4	400%
RAPE	5	4	1	25%
ROBBERY	102	58	44	76%
AGG. ASSAULT	120	97	23	24%
BURGLARY	234	215	19	9%
RESIDENCE	219	198	21	11%
NON-RESIDENCE	15	17	-2	-12%
LARCENY	374	328	46	14%
POCKETPICKING	0	3	-3	-100%
PURSE SNATCHING	12	7	5	71%
SHOPLIFTING	82	68	14	21%
FROM MOTOR VEHICLES	128	79	49	62%
MOTOR VEH. PARTS/ACCESSORIES	34	24	10	42%
BICYCLES	3	4	-1	-25%
FROM BUILDINGS	39	38	1	3%
FROM COIN OPERATED MACHINES	2	1	1	100%
ALL OTHER	74	104	-30	-29%
AUTO THEFT	199	160	39	24%
TOTAL	1,039	863	176	20%



**2013
MONTHLY CRIME COMPARISON**

ZONE 5				
CRIME	FEB. 2013	FEB. 2012	# DIFFERENCE	% DIFFERENCE
CRIMINAL HOMICIDE	0	0	0	0%
RAPE	0	1	-1	-100%
ROBBERY	20	14	6	43%
AGG. ASSAULT	17	17	0	0%
BURGLARY	20	16	4	25%
RESIDENCE	9	7	2	29%
NON-RESIDENCE	11	9	2	22%
LARCENY	272	267	5	2%
POCKETPICKING	3	2	1	50%
PURSE SNATCHING	10	3	7	233%
SHOPLIFTING	20	26	-6	-23%
FROM MOTOR VEHICLES	146	144	2	1%
MOTOR VEH. PARTS/ACCESSORIES	27	31	-4	-13%
BICYCLES	4	4	0	0%
FROM BUILDINGS	37	32	5	16%
FROM COIN OPERATED MACHINES	2	1	1	100%
ALL OTHER	23	24	-1	-4%
AUTO THEFT	52	36	16	44%
TOTAL	381	351	30	9%

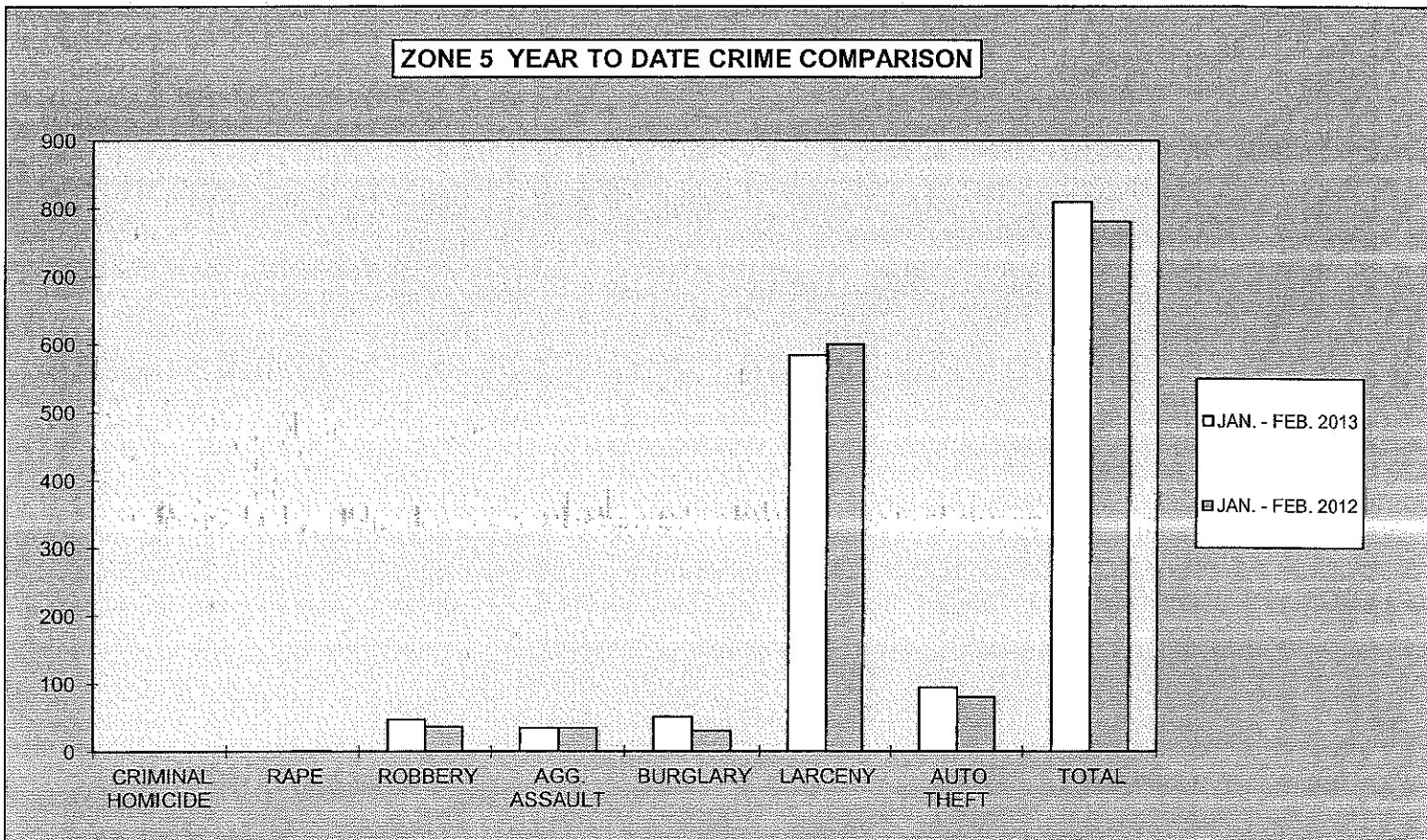


**2013
YEAR TO DATE CRIME COMPARISON**

ZONE 5

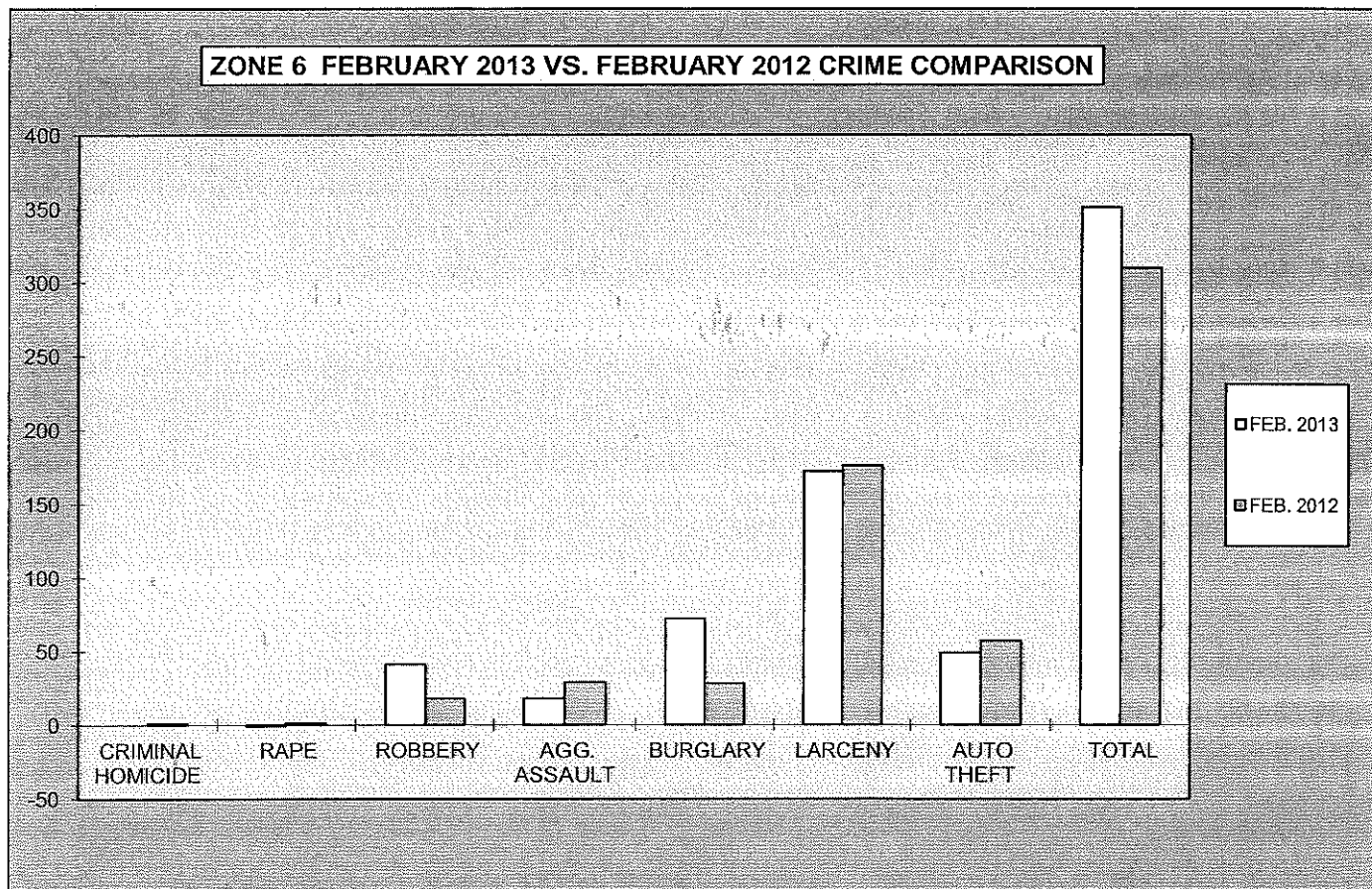
CRIME	JAN. - FEB. 2013	JAN. - FEB. 2012	# DIFFERENCE	% DIFFERENCE
CRIMINAL HOMICIDE	0	0	0	0%
RAPE	0	1	-1	-100%
ROBBERY	47	36	11	31%
AGG. ASSAULT	34	34	0	0%
BURGLARY	51	30	21	70%
RESIDENCE	31	10	21	210%
NON-RESIDENCE	20	20	0	0%
LARCENY	584	600	-16	-3%
POCKETPICKING	7	4	3	75%
PURSE SNATCHING	23	7	16	229%
SHOPLIFTING	43	62	-19	-31%
FROM MOTOR VEHICLES	318	317	1	0%
MOTOR VEH. PARTS/ACCESSORIES	51	74	-23	-31%
BICYCLES	6	7	-1	-14%
FROM BUILDINGS	82	76	6	8%
FROM COIN OPERATED MACHINES	2	1	1	100%
ALL OTHER	52	52	0	0%
AUTO THEFT	94	80	14	18%
TOTAL	810	781	29	4%

ZONE 5 YEAR TO DATE CRIME COMPARISON



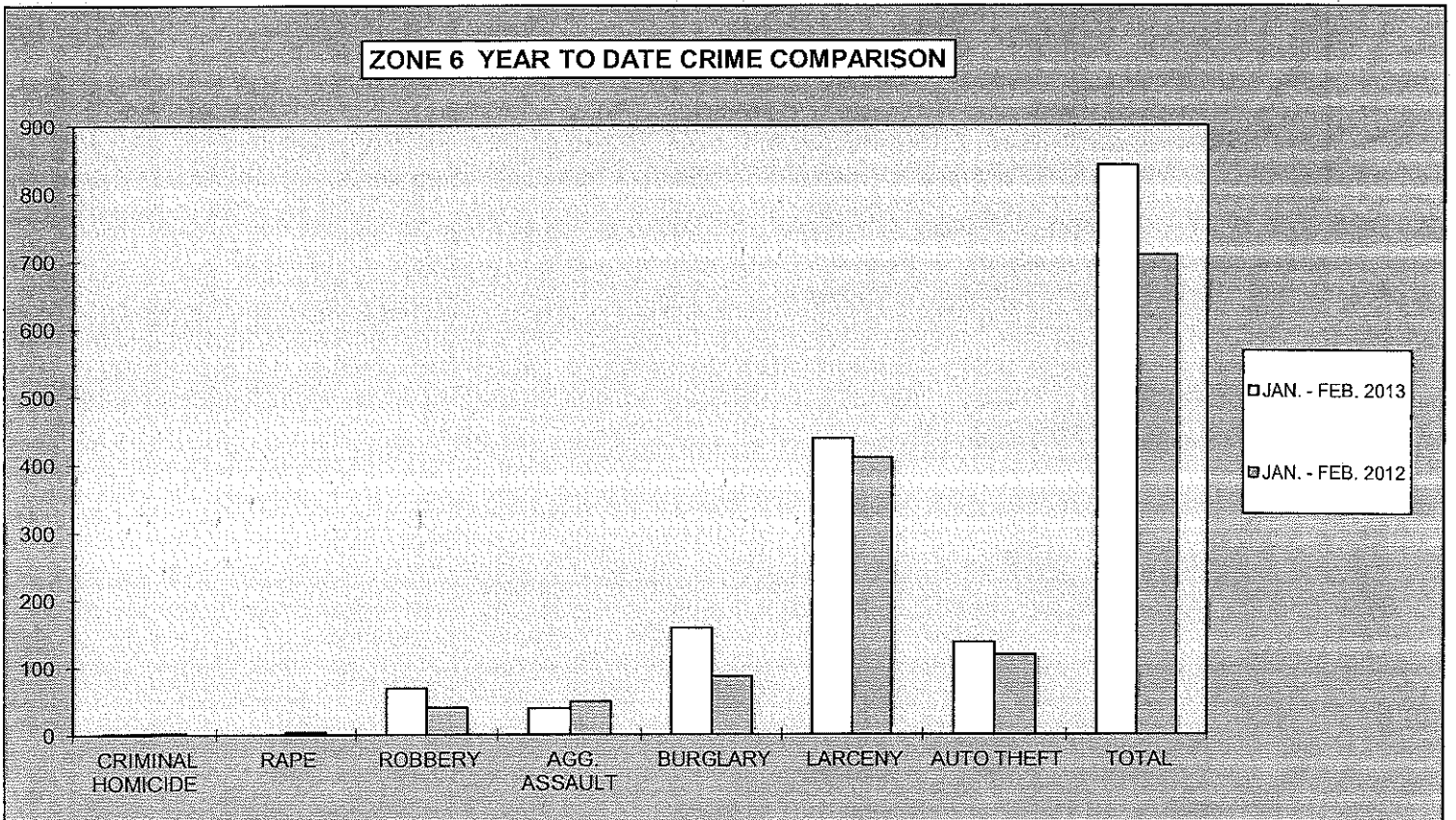
**2013
MONTHLY CRIME COMPARISON**

ZONE 6					
CRIME	FEB. 2013	FEB. 2012	# DIFFERENCE	% DIFFERENCE	
CRIMINAL HOMICIDE	0	1	-1	-100%	
RAPE	-1	1	-2	-200%	
ROBBERY	41	18	23	128%	
AGG. ASSAULT	18	29	-11	-38%	
BURGLARY	72	28	44	157%	
RESIDENCE	59	25	34	136%	
NON-RESIDENCE	13	3	10	333%	
LARCENY	172	176	-4	-2%	
POCKETPICKING	3	0	3	100%	
PURSE SNATCHING	6	2	4	200%	
SHOPLIFTING	34	26	8	31%	
FROM MOTOR VEHICLES	71	80	-9	-11%	
MOTOR VEH. PARTS/ACCESSORIES	17	28	-11	-39%	
BICYCLES	6	6	0	0%	
FROM BUILDINGS	8	10	-2	-20%	
FROM COIN OPERATED MACHINES	0	0	0	0%	
ALL OTHER	27	24	3	13%	
AUTO THEFT	49	57	-8	-14%	
TOTAL	351	310	41	13%	



**2013
YEAR TO DATE CRIME COMPARISON**

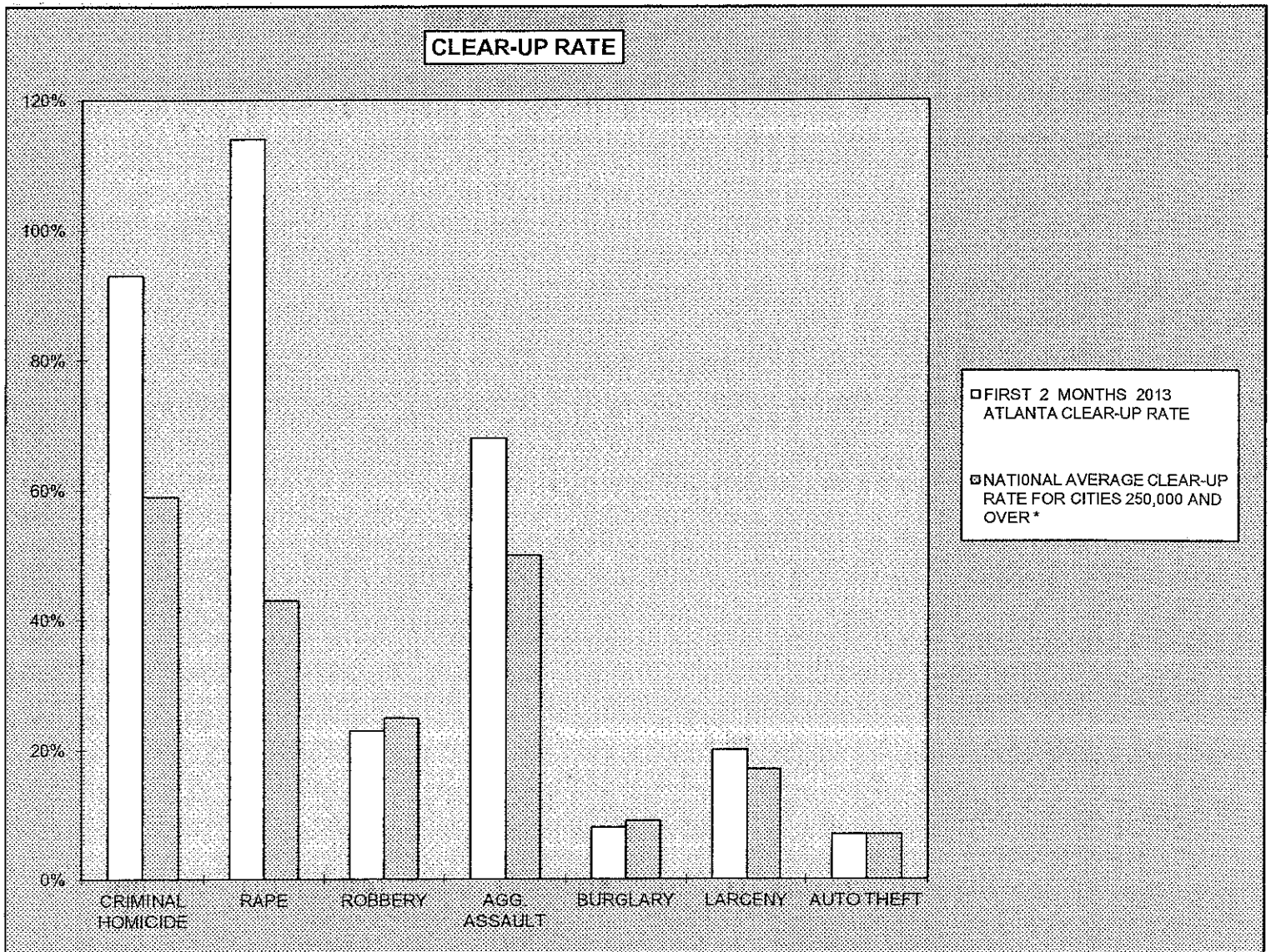
ZONE 6					
CRIME	JAN. - FEB. 2013	JAN. - FEB. 2012	# DIFFERENCE	% DIFFERENCE	
CRIMINAL HOMICIDE	1	2	-1	-50%	
RAPE	0	4	-4	-100%	
ROBBERY	69	40	29	73%	
AGG. ASSAULT	39	49	-10	-20%	
BURGLARY	158	86	72	84%	
RESIDENCE	128	71	57	80%	
NON-RESIDENCE	30	15	15	100%	
LARCENY	438	410	28	7%	
POCKETPICKING	4	0	4	100%	
PURSE SNATCHING	11	6	5	83%	
SHOPLIFTING	82	76	6	8%	
FROM MOTOR VEHICLES	223	186	37	20%	
MOTOR VEH. PARTS/ACCESSORIES	32	49	-17	-35%	
BICYCLES	10	9	1	11%	
FROM BUILDINGS	26	29	-3	-10%	
FROM COIN OPERATED MACHINES	0	0	0	0%	
ALL OTHER	50	55	-5	-9%	
AUTO THEFT	137	118	19	16%	
TOTAL	842	709	133	19%	



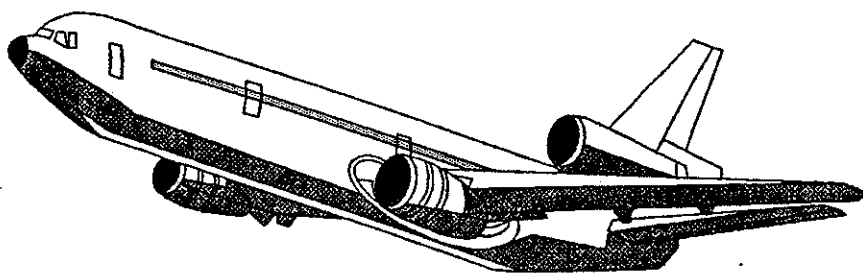
**2013
CRIME COMPARISON
CLEAR-UP RATE**

CRIME	FIRST 2 MONTHS 2013 ATLANTA CLEAR-UP RATE	NATIONAL AVERAGE CLEAR-UP RATE FOR CITIES 250,000 AND OVER *
CRIMINAL HOMICIDE	93%	59%
RAPE	114%	43%
ROBBERY	23%	25%
AGG. ASSAULT	68%	50%
BURGLARY	8%	9%
LARCENY	20%	17%
AUTO THEFT	7%	7%

* National Average for Cities 250,000 and Over Based on Latest Annual (2011) FBI Uniform Crime Report



APD



The Atlanta Airport
UNIFORM CRIME REPORTING



FEBRUARY 2013

SUPPORT SERVICES DIVISION
INFORMATION SERVICES SECTION

RETURN A - MONTHLY RETURN OF OFFENSES KNOWN TO THE POLICE

1-720b (Rev. 8-30-94)
OMB No. 1110-0001

This report is authorized by law Title 28, Section 534, U. S. Code. While you are not required to respond, your cooperation in forwarding this report by the 7th day after the close of the month to Uniform Crime Reports, Federal Bureau of Investigation, Washington, D.C. 20535, will assist in compiling comprehensive, accurate national crime figures on a timely basis.

1	2	3	4	5	6	
CLASSIFICATION OF OFFENSES	DATE ENTRY	OFFENSES REPORTED OR KNOWN TO POLICE (INCLUDE "UNFOUNDED" AND ATTEMPTS)	UNFOUNDED, I.E., FALSE OR BASELESS COMPLAINTS	NUMBER OF ACTUAL OFFENSES (COLUMN 2 MINUS COLUMN 3) INCLUDE ATTEMPTS	TOTAL OFFENSES CLEARED BY ARREST OR EXCEPTIONAL MEANS (INCLUDES COL. 6)	NUMBER OF CLEARANCES INVOLVING ONLY PERSONS UNDER 18 YEARS OF AGE
1. CRIMINAL HOMICIDE						
a. MURDER AND NONNEGLIGENT HOMICIDE	11	0	0	0	0	0
b. MANSLAUGHTER BY NEGLIGENCE	12					
2. FORCIBLE RAPE TOTAL	20	0	0	0	0	0
a. Rape by Force	21	0	0	0	0	0
b. Attempts to commit Forcible Rape	22	0	0	0	0	0
3. ROBBERY TOTAL	30	0	0	0	0	0
a. Firearm	31	0	0	0	0	0
b. Knife or Cutting Instrument	32	0	0	0	0	0
c. Other Dangerous Weapon	33	0	0	0	0	0
d. Strong-Arm (Hands, Fists, Feet, etc.)	34	0	0	0	0	0
4. ASSAULT TOTAL	40	2	0	2	0	0
a. Firearm	41	0	0	0	0	0
b. Knife or cutting instrument	42	0	0	0	0	0
c. Other Dangerous Weapon	43	0	0	0	0	0
d. Strong-Arm	44	0	0	0	0	0
e. Other Assaults - Simple, Not Aggravated	45	2	0	2	0	0
5. BURGLARY TOTAL	50	0	0	0	0	0
a. Forcible Entry	51	0	0	0	0	0
b. Unlawful Entry - No Force	52	0	0	0	0	0
c. Attempted Forcible Entry	53	0	0	0	0	0
6. LARCENY THEFT TOTAL (except Motor Vehicle Theft)	60	17	0	17	0	0
7. MOTOR VEHICLE THEFT TOTAL	70	0	0	0	0	0
a. Autos	71	0	0	0	0	0
b. Trucks and Buses	72	0	0	0	0	0
c. Other Vehicles	73	0	0	0	0	0
GRAND TOTAL	77	19	0	19	0	0

CHECKING ANY OF THE APPROPRIATE BLOCKS BELOW WILL ELIMINATE YOUR NEED TO SUBMIT REPORTS WHEN THE VALUES ARE ZERO. THIS WILL ALSO AID THE NATIONAL PROGRAM IN ITS QUALITY CONTROL EFFORTS.

- NO SUPPLEMENTARY HOMICIDE REPORT SUBMITTED SINCE NO MURDERS, JUSTIFIABLE HOMICIDES, OR MANSLAUGHTER BY NEGLIGENCE OCCURRED IN THIS JURISDICTION DURING THE MONTH.
- NO SUPPLEMENT TO RETURN A REPORT SINCE NO CRIME OFFENSES OR RECOVERY OF PROPERTY REPORTED DURING THE MONTH.
- NO LAW ENFORCEMENT OFFICERS KILLED OR ASSAULTED REPORT SINCE NONE OF THE OFFICERS WERE ASSAULTED OR KILLED DURING THE MONTH.

- NO AGE, SEX, AND RACE OF PERSONS ARRESTED UNDER 18 YEARS OF AGE REPORT SINCE NO ARRESTS OF PERSONS WITHIN THIS AGE GROUP.
- NO AGE, SEX, AND RACE OF PERSONS ARRESTED 18 YEARS OF AGE AND OVER REPORT SINCE NO ARRESTS OF PERSONS WITHIN THIS AGE GROUP.
- NO MONTHLY RETURN OF ARSON OFFENSES KNOWN TO LAW ENFORCEMENT REPORT SINCE NO ARSONS OCCURRED.

DO NOT USE THIS SPACE

	INITIALS
RECORDED	
EDITED	
ENTERED	
ADJUSTED	
LINKED	

* TOTALS INCLUDE PREVIOUS OFFENSES

FEBRUARY 2013

Month and Year of Report

GA 060240X

Agency Identifier

MARCH 20, 2013

Date

ATLANTA AIRPORT POLICE - GEORGIA

Agency and State

Nail J. Klay LIEUTENANT
Prepared By Title
George W. Jones CHIEF
Chief, Commissioner, Sheriff, or Superintendent

PROPERTY STOLEN BY CLASSIFICATION

CLASSIFICATION	DATA ENTRY	Number of Actual Offenses (Column 4 Return A)	Monetary Value of Property Stolen
1. MURDER AND NONNEGLIGENT MANSLAUGHTER	12	0	\$ 0.00
2. FORCIBLE RAPE	20	0	\$ 0.00
3. ROBBERY			
(a) HIGHWAY (streets, alleys, etc.)	31	0	0.00
(b) COMMERCIAL HOUSE (except c, d, and f)	32	0	0.00
(c) GAS OR SERVICE STATION	33	0	0.00
(d) CONVENIENCE STORE	34	0	0.00
(e) RESIDENCE (anywhere on premises)	35	0	0.00
(f) BANK	36	0	0.00
(g) MISCELLANEOUS	37	0	0.00
TOTAL ROBBERY	30	0	\$ 0.00
5. BURGLARY - BREAKING OR ENTERING			
(a) RESIDENCE (dwelling)			
(1) NIGHT (6 p.m. - 6 a.m.)	51	0	0.00
(2) DAY (6 a.m. - 6 p.m.)	52	0	0.00
(3) UNKNOWN	53	0	0.00
(b) NON-RESIDENCE (store, office, etc.)			
(1) NIGHT (6 p.m. - 6 a.m.)	54	0	0.00
(2) DAY (6 a.m. - 6 p.m.)	55	0	0.00
(3) UNKNOWN	56	0	0.00
TOTAL BURGLARY	50	0	\$ 0.00
6. LARCENY - THEFT (Except Motor Vehicle Theft)			
(a) \$200 AND OVER	61	5	23,354.00
(b) \$50 TO \$200	62	1	50.00
(c) UNDER \$50	63	11	3.00
TOTAL LARCENY (Same as Item 6X)	60	17	\$ 23,407.00
7. MOTOR VEHICLE THEFT (Include Alleged Joy Ride)	70	4	0.00
GRAND TOTAL - ALL ITEMS	77	17	\$ 23,407.00
ADDITIONAL ANALYSIS OF LARCENY AND MOTOR VEHICLE THEFT			
6X. NATURE OF LARCENIES UNDER ITEM 6			
(a) POCKET-PICKING	81	0	0.00
(b) PURSE-SNATCHING	82	0	0.00
(c) SHOPLIFTING	83	0	0.00
(d) FROM MOTOR VEHICLES (except e)	84	0	18,425.00
(e) MOTOR VEHICLE PARTS AND ACCESSORIES	85	2	51.00
(f) BICYCLES	86	0	0.00
(g) FROM BUILDING (except c and h)	87	4	2,929.00
(h) FROM ANY COIN-OPERATED MACHINES (parking meters, etc.)	88	0	0.00
(i) ALL OTHER	89	11	2,002.00
TOTAL LARCENIES (Same as Item 6)	80	17	\$ 23,407.00
7X. MOTOR VEHICLES RECOVERED			
(a) STOLEN LOCALLY AND RECOVERED LOCALLY	91	0	
(b) STOLEN LOCALLY AND RECOVERED BY OTHER JURISDICTIONS	92	0	
(c) TOTAL LOCALLY STOLEN MOTOR VEHICLES RECOVERED (a & b)	93	0	
(d) STOLEN IN OTHER JURISDICTIONS AND RECOVERED LOCALLY	90	1	

SUPPLEMENT TO RETURN A
MONTHLY RETURN OF OFFENSES KNOWN TO THE POLICE

1-706 (Rev.8-30-94)
Form Approved
OMB No. 1110-0007

This report is authorized by law, Title 28, Section 534, U. S. Code. While you are not required to respond, your cooperation in submitting this report with the Return A will assist the FBI in compiling comprehensive, accurate figures on a timely basis.

This form deals with the nature of crime and the monetary value of property stolen and recovered. The total offenses recorded on the form should be the same as the number of actual offenses listed in Column 4 of the Return A for each crime class. Include attempted crimes on this form, but do not include unfounded offenses. If you cannot complete the report in all areas, please record as much information as is available. Tally sheets will be sent upon request.

PROPERTY BY TYPE AND VALUE

Type of Property (1)	Data Entry	Monetary Value of Property Stolen in Your Jurisdiction	
		Stolen (2)	Recovered (3)
(A) Currency, Notes, Etc.	01	\$ 2,001.00	\$ 0.00
(B) Jewelry and Precious Metals	02	18,425.00	0.00
(C) Clothing and Furs	03	0.00	0.00
(D) Locally Stolen Motor Vehicles	04	0.00	0.00
(E) Office Equipment	05	2,129.00	0.00
(F) Televisions, Radios, Stereos, Etc.	06	851.00	0.00
(G) Firearms	07	0.00	0.00
(H) Household Goods	08	0.00	0.00
(I) Consumable Goods	09	0.00	0.00
(J) Livestock	10	0.00	0.00
(K) Miscellaneous	11	1.00	0.00
TOTAL	00	\$ 23,407.00	\$ 0.00

The total of this column should agree with the Grand Total (DATA ENTRY 77) shown on page 2.

Include in this column all property recovered even though stolen in prior months. The above is an accounting for only that property stolen in your jurisdiction. This will include property recovered for you by other jurisdictions, but not property you recover for them.

MARCH 20, 2013
DATE

Nail J. K... LIUTENANT
PREPARED BY TITLE

George J. ... CHIEF
CHIEF, COMMISSIONER, SHERIFF OR SUPERINTENDENT

FEBRUARY 2013
Month and Year of Report

GA 060240X
Agency Identifier

ATLANTA AIRPORT POLICE - GEORGIA
Agency and State

**ATLANTA AIRPORT POLICE
AGE, SEX, AND RACE OF PERSONS ARRESTED
17 YEARS OF AGE AND OVER**

MONTH FEBRUARY

YEAR 2013

CLASSIFICATION OF OFFENSES	SEX	AGE OF PERSON ARRESTED																TOTAL	RACE				ETHNIC	
		17	18	19	20	21	22	23	24 29	30 34	35 39	40 44	45 49	50 54	55 59	60 64	65 UP		White	Black	Native Amer.	Asian/Pacific	Whi. Hispanic	Blck Hispanic
Murder/Nonnegligent Manslaughter	01a	M																0						
	F																	0						
Manslaughter by Negligence	01b	M																0						
	F																	0						
Forcible Rape	02	M																0						
	F																	0						
Robbery	03	M																0						
	F																	0						
Aggravated Assault	04	M																0						
	F																	0						
Burglary- Breaking or Entering	05	M																0						
	F																	0						
Larceny - Theft (except Motor Vehicle Theft)	06	M																0						
	F																	0						
Motor Vehicle Theft	07	M																0						
	F																	0						
Other Assaults	08	M																0						
	F																	0						
Arson	09	M																0						
	F																	0						
Forgery and Counterfeiting	10	M								1								1						
	F					1												1		2				
Fraud	11	M																0						
	F																	0						
Embezzlement	12	M																0						
	F																	0						
Stolen Property, Buying, Receiving, Possessing	13	M																0						
	F																	0						
Vandalism	14	M																0						
	F																	0						
Weapons	15	M							1					2				3						
	F											1						1	2	2				

-36-

**ATLANTA AIRPORT POLICE
AGE, SEX, AND RACE OF PERSONS ARRESTED
17 YEARS OF AGE AND OVER**

MONTH FEBRUARY

YEAR 2013

CLASSIFICATION OF OFFENSES	SEX	AGE OF PERSON ARRESTED																TOTAL	RACE				ETHNIC	
		17	18	19	20	21	22	23	24 29	30 34	35 39	40 44	45 49	50 54	55 59	60 64	65 UP		White	Black	Native Amer.	Asian/Pacific	Whi. Hispanic	Blck Hispanic
Prostitution and Commercialized Vice	M																	0						
	F																	0						
Sex Offenses (except Rape and Prostitution)	M																	0						
	F																	0						
Drug Abuse Violations Grand Total	M	0	0	0	0	0	0	0	0	0	0	0	0	0	1	0	0	1						
	F	0	0	0	0	0	0	0	0	0	0	0	0	0	0	0	0	0	1	0	0	0	0	0
(1) Sale/Manufacturing Subtotal	M	0	0	0	0	0	0	0	0	0	0	0	0	0	0	0	0	0						
	F	0	0	0	0	0	0	0	0	0	0	0	0	0	0	0	0	0	0	0	0	0	0	0
Opium or Cocaine and their derivatives	M																	0						
	F																	0						
Marijuana	M																	0						
	F																	0						
Synthetic Narcotics	M																	0						
	F																	0						
Other Dangerous Non-Narcotic Drugs	M																	0						
	F																	0						
(2) Possession Subtotal	M	0	0	0	0	0	0	0	0	0	0	0	0	0	1	0	0	1						
	F	0	0	0	0	0	0	0	0	0	0	0	0	0	0	0	0	0	1	0	0	0	0	0
Opium or Cocaine and their derivatives	M																	0						
	F																	0						
Marijuana	M														1			1						
	F																	0	1					
Synthetic Narcotics	M																	0						
	F																	0						
Other Dangerous Non-Narcotic Drugs	M																	0						
	F																	0						
Gambling Total	M	0	0	0	0	0	0	0	0	0	0	0	0	0	0	0	0	0						
	F	0	0	0	0	0	0	0	0	0	0	0	0	0	0	0	0	0	0	0	0	0	0	0
Bookmaking	M																	0						
	F																	0						
Numbers and Lottery	M																	0						
	F																	0						

-36a-

**ATLANTA AIRPORT POLICE
AGE, SEX, AND RACE OF PERSONS ARRESTED
17 YEARS OF AGE AND OVER**

MONTH FEBRUARY

YEAR 2013

CLASSIFICATION OF OFFENSES	SEX	AGE OF PERSON ARRESTED																TOTAL	RACE				ETHNIC	
		17	18	19	20	21	22	23	24 29	30 34	35 39	40 44	45 49	50 54	55 59	60 64	65 UP		White	Black	Native Amer.	Asian/Pacific	Whi. Hispanic	Blck Hispanic
All Other Gambling	M																	0						
	F																	0						
Offenses Against Family And Children	M																	0						
	F																	0						
Driving Under the Influence	M																	0						
	F																	0						
Liquor Laws	M																	0						
	F																	0						
Drunkenness	M									1								1				1		
	F																	0						
Disorderly Conduct	M									1		1						2						
	F												1					1	2	1				
Vagrancy	M										1	1						2						
	F																	0		2				
All Other Offenses (except Traffic)	M						2		5	10	7	9	18	15	6	3	2	77						
	F								1	1			1	1	3	2		9	10	74		2		
Suspicion	M																	0						
	F																	0						
TOTAL		0	0	0	0	1	2	0	7	14	8	12	20	18	10	5	2	99	15	81	1	2	0	0

FEBRUARY 2013

Month and Year of Report

GA 060240X

Agency Identifier

MARCH 20, 2013

Date

Nail J. King

Prepared By

LIEUTENANT

Title

ATLANTA AIRPORT POLICE - GEORGIA

Agency and State

George L. ...

Chief, Commissioner, Sheriff, or Superintendent

CHIEF

**ATLANTA AIRPORT POLICE
AGE, SEX, AND RACE OF PERSONS ARRESTED
16 YEARS OF AGE AND UNDER**

MONTH FEBRUARY

YEAR 2013

CLASSIFICATION OF OFFENSES	SEX	AGE						RACE				ETHNIC	
		09	1012	1314	15	16	TOTAL	White	Black	Native Amer.	Asian/Pacific	Whi. Hispanic	Blck Hispanic
Murder/Nonnegligent Manslaughter	01a	M					0						
	F						0						
Manslaughter by Negligence	01b	M					0						
	F						0						
Forcible Rape	02	M					0						
	F						0						
Robbery	03	M					0						
	F						0						
Aggravated Assault	04	M					0						
	F						0						
Burglary- Breaking or Entering	05	M					0						
	F						0						
Larceny - Theft (except Motor Vehicle Theft)	06	M					0						
	F						0						
Motor Vehicle Theft	07	M					0						
	F						0						
Other Assaults	08	M					0						
	F						0						
Arson	09	M					0						
	F						0						
Forgery and Counterfeiting	10	M					0						
	F						0						
Fraud	11	M					0						
	F						0						
Embezzlement	12	M					0						
	F						0						
Stolen Property; Buying, Receiving, Possessing	13	M					0						
	F						0						
Vandalism	14	M					0						
	F						0						
Weapons	15	M					0						
	F						0						
Prostitution and Commercialized Vice	16	M					0						
	F						0						

-093-

**ATLANTA AIRPORT POLICE
AGE, SEX, AND RACE OF PERSONS ARRESTED
16 YEARS OF AGE AND UNDER**

MONTH FEBRUARY

YEAR 2013

CLASSIFICATION OF OFFENSES	SEX	AGE						RACE				ETHNIC		
		0	10	13	15	16	TOTAL	White	Black	Native Amer.	Asian/Pacific	Whi. Hispanic	Blck Hispanic	
		9	12	14										
Sex Offenses (except Rape and Prostitution)	17	M					0							
	F						0							
Drug Abuse Violations	18	M	0	0	0	0	0	0						
	F	0	0	0	0	0	0	0	0	0	0	0	0	0
(1) Sale/Manufacturing Subtotal	180	M	0	0	0	0	0	0						
	F	0	0	0	0	0	0	0	0	0	0	0	0	0
Opium or Cocaine and their Derivatives	a	M					0							
	F						0							
Marijuana	b	M					0							
	F						0							
Synthetic Narcotics	c	M					0							
	F						0							
Other Dangerous Non-Narcotic Drugs	d	M					0							
	F						0							
(2) Possession Subtotal	185	M	0	0	0	0	0	0						
	F	0	0	0	0	0	0	0	0	0	0	0	0	0
Opium or Cocaine and their Derivatives	e	M					0							
	F						0							
Marijuana	f	M					0							
	F						0							
Synthetic Narcotics	g	M					0							
	F						0							
Other Dangerous Non-Narcotic Drugs	h	M					0							
	F						0							
Gambling Total	19	M	0	0	0	0	0	0						
	F	0	0	0	0	0	0	0	0	0	0	0	0	0
Bookmaking	a	M					0							
	F						0							
Numbers and Lottery	b	M					0							
	F						0							
All Other Gambling	c	M					0							
	F						0							
Offenses Against Family and Children	20	M					0							
	F						0							

- 365 -

ATLANTA AIRPORT POLICE
AGE, SEX, AND RACE OF PERSONS ARRESTED
16 YEARS OF AGE AND UNDER

MONTH FEBRUARY

YEAR 2013

CLASSIFICATION OF OFFENSES	SEX	AGE						RACE				ETHNIC	
		0 9	10 12	13 14	15	16	TOTAL	White	Black	Native Amer.	Asian/Pacific	Whi. Hispanic	Blck Hispanic
Driving Under the Influence 21	M						0						
	F						0						
Liquor Laws 22	M						0						
	F						0						
Drunkenness 23	M						0						
	F						0						
Disorderly Conduct 24	M						0						
	F						0						
Vagrancy 25	M						0						
	F						0						
All Other Offenses (except Traffic) 26	M						0						
	F						0						
Suspicion 27	M						0						
	F						0						
Curfew and Loitering 28	M						0						
	F						0						
Run-Aways 29	M						0						
	F						0						
Total			0	0	0	0	0	0	0	0	0	0	0

- 36 -

FEBRUARY 2013

Month and Year of Report

GA 060240X

Agency Identifier

MARCH 20, 2013

Date

Nail J. K...

LIEUTENANT

Prepared By

George W. J...

CHIEF

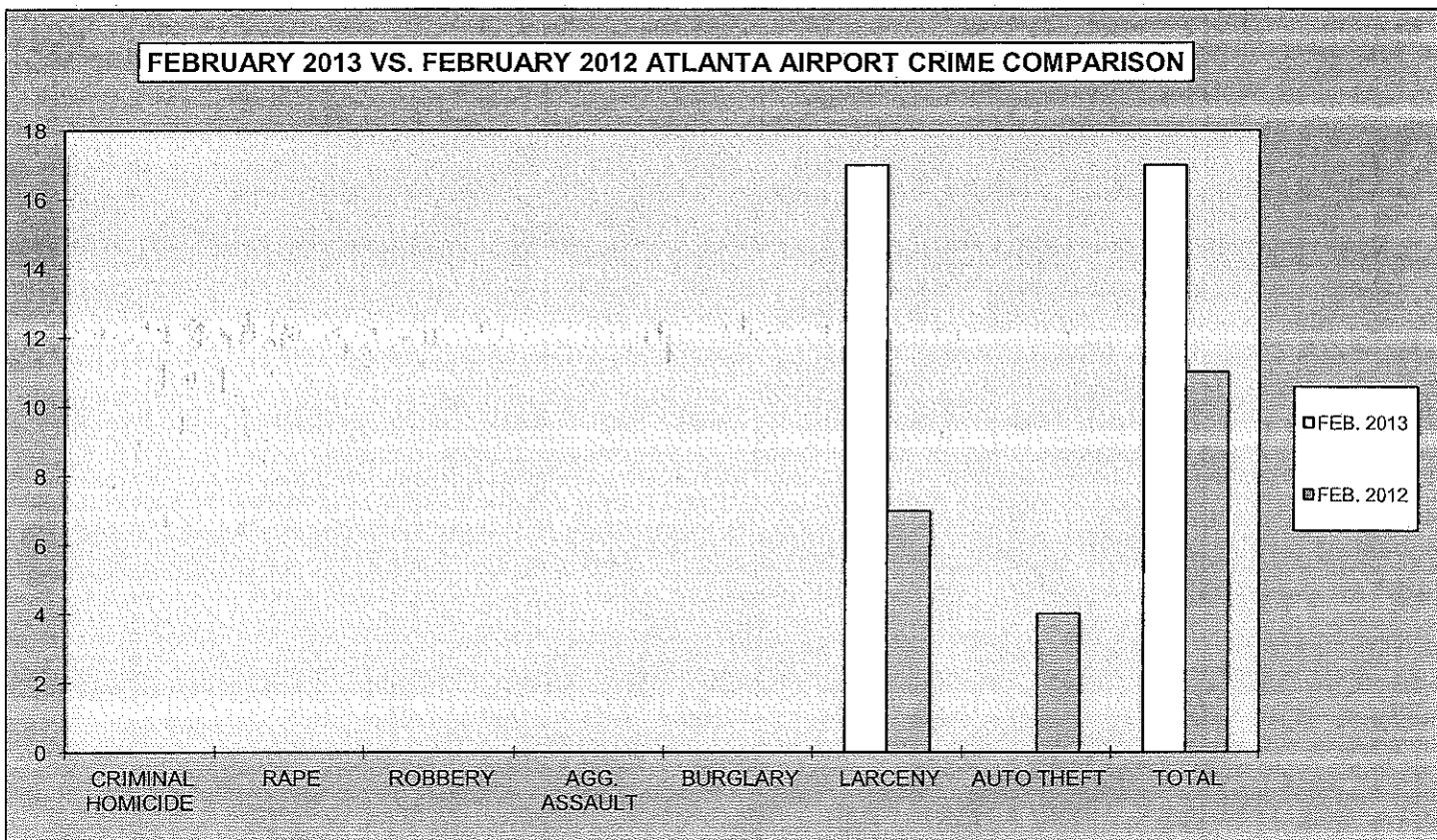
Chief, Commissioner, Sheriff, or Superintendent

ATLANTA AIRPORT POLICE - GEORGIA

Agency and State

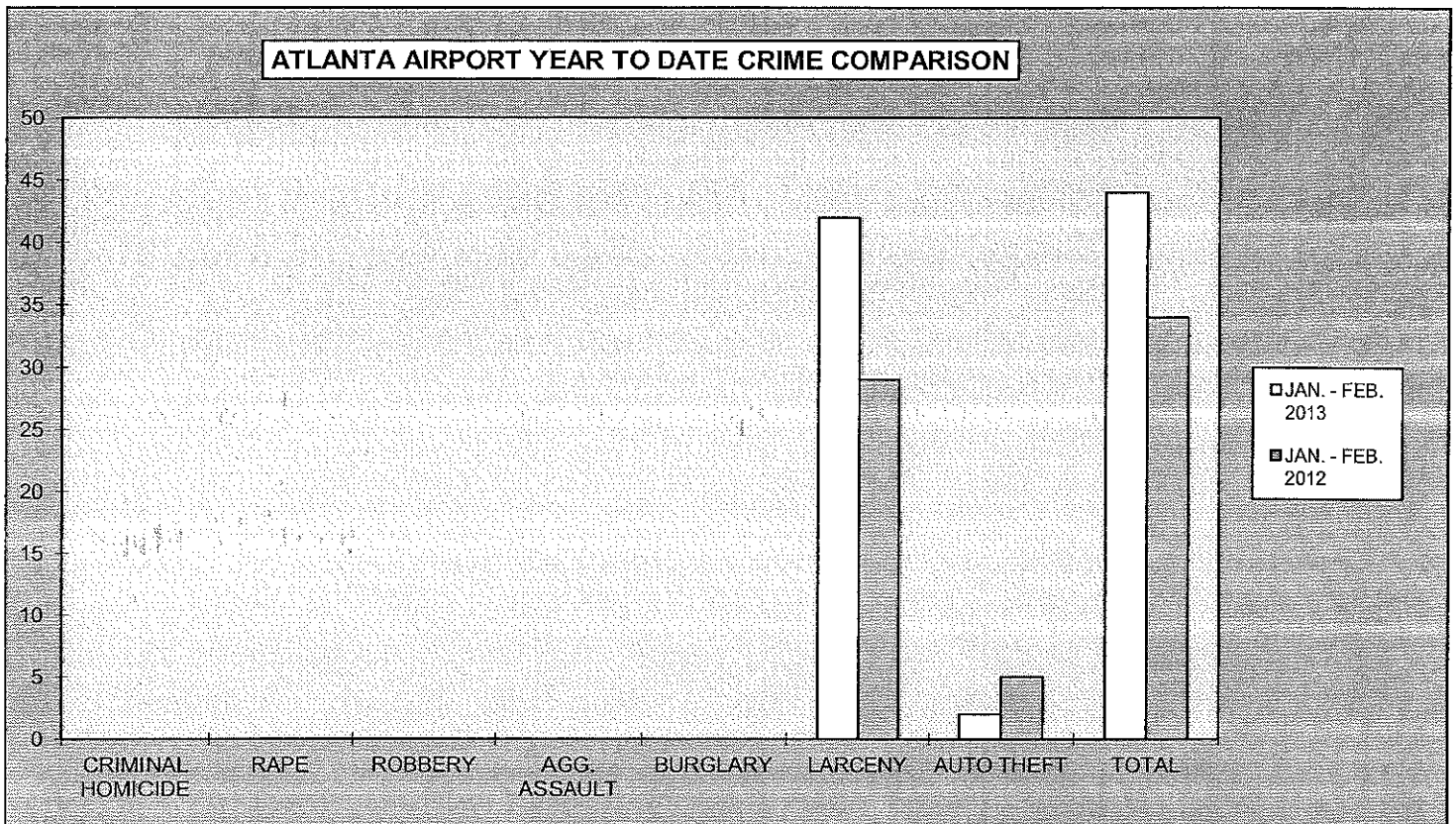
2013
ATLANTA AIRPORT
MONTHLY CRIME COMPARISON

CRIME	FEB. 2013	FEB. 2012	# DIFFERENCE	% DIFFERENCE
CRIMINAL HOMICIDE	0	0	0	0%
RAPE	0	0	0	0%
ROBBERY	0	0	0	0%
AGG. ASSAULT	0	0	0	0%
BURGLARY	0	0	0	0%
RESIDENCE	0	0	0	0%
NON-RESIDENCE	0	0	0	0%
LARCENY	17	7	10	143%
POCKETPICKING	0	0	0	0%
PURSE SNATCHING	0	0	0	0%
SHOPLIFTING	0	0	0	0%
FROM MOTOR VEHICLES	0	1	-1	-100%
MOTOR VEH. PARTS/ACCESSORIES	2	1	1	100%
BICYCLES	0	0	0	0%
FROM BUILDINGS	4	2	2	100%
FROM COIN OPERATED MACHINES	0	0	0	0%
ALL OTHER	11	3	8	267%
AUTO THEFT	0	4	-4	-100%
TOTAL	17	11	6	55%



2013
ATLANTA AIRPORT
YEAR TO DATE CRIME COMPARISON

FIRST 2 MONTHS				
CRIME	JAN. - FEB. 2013	JAN. - FEB. 2012	# DIFFERENCE	% DIFFERENCE
CRIMINAL HOMICIDE	0	0	0	0%
RAPE	0	0	0	0%
ROBBERY	0	0	0	0%
AGG. ASSAULT	0	0	0	0%
BURGLARY	0	0	0	0%
RESIDENCE	0	0	0	0%
NON-RESIDENCE	0	0	0	0%
LARCENY	42	29	13	45%
POCKETPICKING	0	1	-1	-100%
PURSE SNATCHING	0	0	0	0%
SHOPLIFTING	0	0	0	0%
FROM MOTOR VEHICLES	1	1	0	0%
MOTOR VEH. PARTS/ACCESSORIES	2	1	1	100%
BICYCLES	0	0	0	0%
FROM BUILDINGS	12	13	-1	-8%
FROM COIN OPERATED MACHINES	0	0	0	0%
ALL OTHER	27	13	14	108%
AUTO THEFT	2	5	-3	-60%
TOTAL	44	34	10	29%

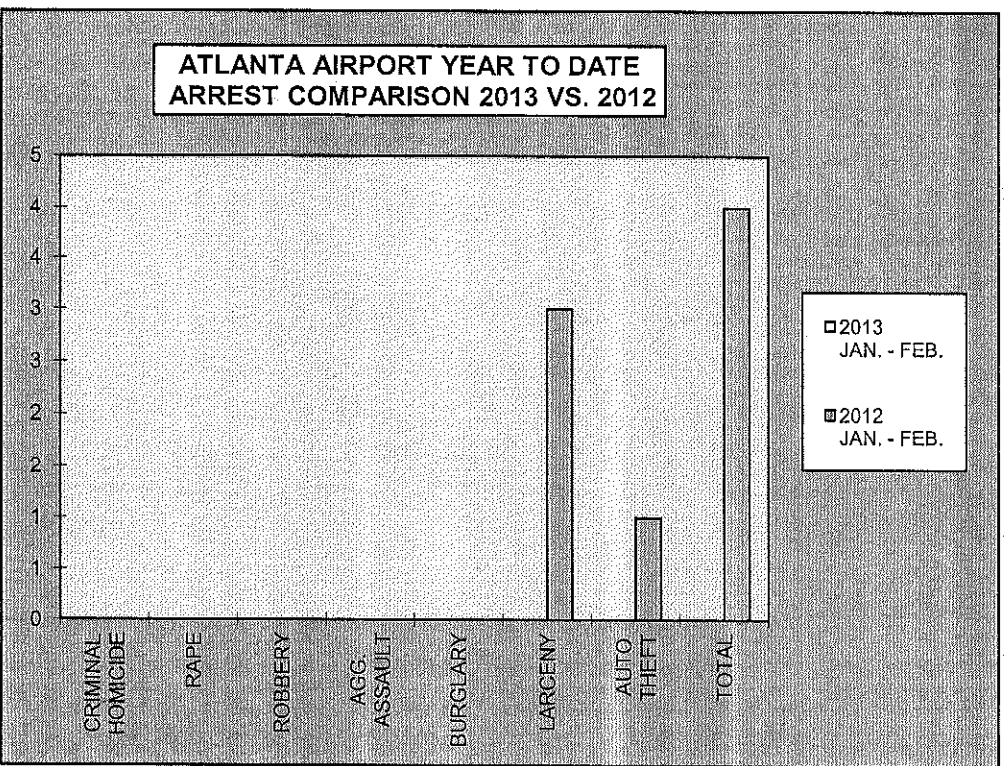
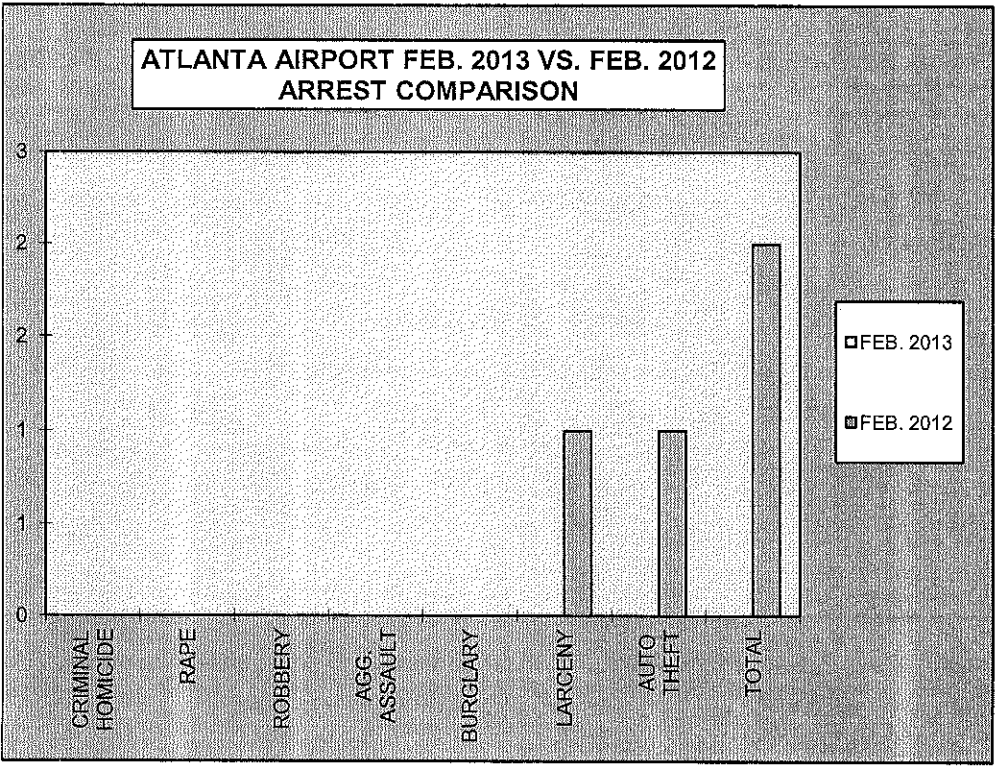


**2013
ATLANTA AIRPORT
ARREST COMPARISON**

9 1 1 2

FEBRUARY ARREST COMPARISON				
CRIME	FEB 2013	FEB 2012	# DIFFERENCE	% DIFFERENCE
CRIMINAL HOMICIDE	0	0	0	0%
RAPE	0	0	0	0%
ROBBERY	0	0	0	0%
AGG. ASSAULT	0	0	0	0%
BURGLARY	0	0	0	0%
LARCENY	0	1	-1	-100%
AUTO THEFT	0	1	-1	-100%
TOTAL	0	2	-2	-100%

FIRST 2 MONTHS ARREST COMPARISON				
CRIME	2013 JAN. - FEB.	2012 JAN. - FEB.	# DIFFERENCE	% DIFFERENCE
CRIMINAL HOMICIDE	0	0	0	0%
RAPE	0	0	0	0%
ROBBERY	0	0	0	0%
AGG. ASSAULT	0	0	0	0%
BURGLARY	0	0	0	0%
LARCENY	0	3	-3	-100%
AUTO THEFT	0	1	-1	-100%
TOTAL	0	4	-4	-100%



**2013
ATLANTA AIRPORT
CLEAR-UP RATE**

CRIME	ATLANTA AIRPORT FEB. 2013 CLEAR-UP RATE	ATLANTA AIRPORT FEB. 2012 CLEAR-UP RATE
CRIMINAL HOMICIDE	0%	0%
RAPE	0%	0%
ROBBERY	0%	0%
AGG. ASSAULT	0%	0%
BURGLARY	0%	0%
LARCENY	0%	14%
AUTO THEFT	0%	25%

