

FBI

UNIFORM CRIME REPORTING

ATLANTA POLICE DEPARTMENT

226 PEACHTREE STREET, SW

ATLANTA, GEORGIA 30303



MAY 2017

SUPPORT SERVICES DIVISION
INFORMATION SERVICES SECTION

TABLE OF CONTENTS

	Page
U. C. R. COMPARATIVE CRIME REPORT -----	1
RETURN A - MONTHLY RETURN OF OFFENSES KNOWN TO THE POLICE -----	2
PROPERTY STOLEN BY CLASSIFICATION -----	3
	3a
LAW ENFORCEMENT OFFICERS KILLED OR ASSAULTED -----	4
MONTHLY RETURN OF ARSON OFFENSES KNOWN TO LAW ENFORCEMENT -----	5
POLICE DISPOSITION OF JUVENILES -----	6
SUPPLEMENTARY HOMICIDE REPORT -----	7
SEX AND RACE OF PERSONS ARRESTED -----	8
	8a-8e
HOMICIDE COMPARISON REPORT -----	9
HOMICIDE BREAKDOWN REPORT -----	10
SEVEN MAJOR CRIMES - MONTHLY CRIME COMPARISON -----	11
SEVEN MAJOR CRIMES - YEAR TO DATE CRIME COMPARISON -----	12
SEVEN MAJOR CRIMES ARREST MONTHLY AND YEAR TO DATE COMPARISON -----	13
CRIMES AGAINST PERSONS MONTHLY AND YEAR TO DATE COMPARISON -----	14
CRIMES AGAINST PROPERTY MONTHLY AND YEAR TO DATE COMPARISON -----	15
CRIMES AGAINST PERSONS & PROPERTY MONTHLY COMPARISON BY ZONES -----	16
CRIMES AGAINST PERSONS & PROPERTY YEAR TO DATE COMPARISON BY ZONES -----	17
SEVEN MAJOR CRIMES MONTHLY CRIME COMPARISON BY ZONES -----	18
SEVEN MAJOR CRIMES - YEAR TO DATE CRIME COMPARISON BY ZONES -----	19
SEVEN MAJOR CRIMES - MONTHLY CRIME COMPARISON - ZONE 1 -----	20
SEVEN MAJOR CRIMES - YEAR TO DATE CRIME COMPARISON - ZONE 1 -----	21
SEVEN MAJOR CRIMES - MONTHLY CRIME COMPARISON - ZONE 2 -----	22
SEVEN MAJOR CRIMES - YEAR TO DATE CRIME COMPARISON - ZONE 2 -----	23
SEVEN MAJOR CRIMES - MONTHLY CRIME COMPARISON - ZONE 3 -----	24
SEVEN MAJOR CRIMES - YEAR TO DATE CRIME COMPARISON - ZONE 3 -----	25
SEVEN MAJOR CRIMES - MONTHLY CRIME COMPARISON - ZONE 4 -----	26
SEVEN MAJOR CRIMES - YEAR TO DATE CRIME COMPARISON - ZONE 4 -----	27
SEVEN MAJOR CRIMES - MONTHLY CRIME COMPARISON - ZONE 5 -----	28
SEVEN MAJOR CRIMES - YEAR TO DATE CRIME COMPARISON - ZONE 5 -----	29
SEVEN MAJOR CRIMES - MONTHLY CRIME COMPARISON - ZONE 6 -----	30
SEVEN MAJOR CRIMES - YEAR TO DATE CRIME COMPARISON - ZONE 6 -----	31
CLEAR-UP RATE COMPARISON -----	32
ATLANTA AIRPORT -----	33
RETURN A - MONTHLY RETURN OF OFFENSES KNOWN TO THE POLICE -----	34
PROPERTY STOLEN BY CLASSIFICATION -----	35
	35a
POLICE DISPOSITION OF JUVENILES -----	36
SEX AND RACE OF PERSONS ARRESTED -----	37
	37a-37e
SEVEN MAJOR CRIMES - MONTHLY CRIME COMPARISON -----	38
SEVEN MAJOR CRIMES - YEAR TO DATE CRIME COMPARISON -----	39
SEVEN MAJOR CRIMES ARREST MONTHLY AND YEAR TO DATE COMPARISON -----	40
CLEAR-UP RATE COMPARISON -----	41

MAY 2017

**U.C.R. COMPARATIVE CRIME REPORT
SUPPORT SERVICES DIVISION
INFORMATION SERVICES SECTION**

	MAY 2017		MAY 2016		COMPARATIVE ACTUAL	% CHANGE ACTUAL	COMPARATIVE CLEARED	% CHANGE CLEARED
	ACTUAL	CLEARED	ACTUAL	CLEARED				
MURDER	4	5	9	7	-5	-56%	-2	-29%
RAPE	14	4	5	2	9	180%	2	100%
ROBBERY	113	34	177	48	-64	-36%	-14	-29%
AGG. ASSAULT	296	151	268	149	28	10%	2	1%
BURGLARY - RESIDENCE	199		304		-105	-35%		
BURGLARY - NON-RESIDENCE	72	18	80	48	-8	-10%	-30	-63%
LARCENY - \$200 AND OVER	286		349		-63	-18%		
LARCENY - \$50 TO \$199	74	176	95	217	-21	-22%	-41	-19%
LARCENY - UNDER \$50	1,049		963		86	9%		
AUTO THEFT	256	18	321	27	-65	-20%	-9	-33%
TOTAL	2,363		2,571		-208	-8%		
AUTOS RECOVERED	106		20		86	430%		

	2017 JANUARY - MAY		2016 JANUARY - MAY		COMPARATIVE ACTUAL	% CHANGE ACTUAL	COMPARATIVE CLEARED	% CHANGE CLEARED
	ACTUAL	CLEARED	ACTUAL	CLEARED				
MURDER	27	28	41	33	-14	-34%	-5	-15%
RAPE	108	28	44	34	64	145%	-6	-18%
ROBBERY	558	136	941	230	-383	-41%	-94	-41%
AGG. ASSAULT	1,105	573	1,040	543	65	6%	30	6%
BURGLARY - RESIDENCE	1,029		1,410		-381	-27%		
BURGLARY - NON-RESIDENCE	321	95	393	161	-72	-18%	-66	-41%
LARCENY - \$200 AND OVER	1,232		1,270		-38	-3%		
LARCENY - \$50 TO \$199	321	819	338	1,021	-17	-5%	-202	-20%
LARCENY - UNDER \$50	4,413		4,579		-166	-4%		
AUTO THEFT	1,221	90	1,562	142	-341	-22%	-52	-37%
TOTAL	10,335		11,618		-1,283	-11%		
AUTOS RECOVERED	414		365		49	13%		

RETURN A - MONTHLY RETURN OF OFFENSES KNOWN TO THE POLICE

1-720b (Rev. 8-30-94)
OMB No. 1110-0001

This report is authorized by law Title 28, Section 534, U.S. Code. While you are not required to respond, your cooperation in forwarding this report by the 7th day after the close of the month to Uniform Crime Reports, Federal Bureau of Investigation, Washington, D.C. 20535, will assist in compiling comprehensive, accurate national crime figures on a timely basis.

1	2	3	4	5	6
CLASSIFICATION OF OFFENSES	OFFENSES REPORTED OR KNOWN TO POLICE (INCLUDE "UNFOUNDED" AND ATTEMPTS)	UNFOUNDED, I.E., FALSE OR BASELESS COMPLAINTS	NUMBER OF ACTUAL OFFENSES (COLUMN 2 MINUS COLUMN 3) INCLUDE ATTEMPTS	TOTAL OFFENSES CLEARED BY ARREST OR EXCEPTIONAL MEANS (INCLUDES COL. 6)	NUMBER OF CLEARANCES INVOLVING ONLY PERSONS UNDER 18 YEARS OF AGE
1. CRIMINAL HOMICIDE					
a. MURDER AND NONNEGLIGENT HOMICIDE	7	3	4	5	0
b. MANSLAUGHTER BY NEGLIGENCE					
2. FORCIBLE RAPE TOTAL	16	2	14	4	0
a. Rape by Force	16	2	14	4	0
b. Attempts to commit Forcible Rape	0	0	0	0	0
3. ROBBERY TOTAL	114	1	113	34	3
a. Firearm	68	1	67	16	3
b. Knife or Cutting Instrument	8	0	8	2	0
c. Other Dangerous Weapon	4	0	4	2	0
d. Strong-Arm (Hands, Fists, Feet, etc.)	34	0	34	14	0
4. ASSAULT TOTAL	763	21	742	384	9
a. Firearm	152	5	147	70	2
b. Knife or cutting instrument	40	1	39	26	0
c. Other Dangerous Weapon	87	2	85	42	3
d. Strong-Arm	25	0	25	13	0
e. Other Assaults - Simple, Not Aggravated	459	13	446	233	4
5. BURGLARY TOTAL	272	1	271	18	4
a. Forcible Entry	190	1	189	13	4
b. Unlawful Entry - No Force	65	0	65	5	0
c. Attempted Forcible Entry	17	0	17	0	0
6. LARCENY THEFT TOTAL (except Motor Vehicle Theft)	1,459	50	1,409	176	6
7. MOTOR VEHICLE THEFT TOTAL	275	19	256	18	4
a. Autos	256	18	238	17	3
b. Trucks and Buses	10	1	9	1	1
c. Other Vehicles	9	0	9	0	0
GRAND TOTAL	2,906	97	2,809	639	26

CHECKING ANY OF THE APPROPRIATE BLOCKS BELOW WILL ELIMINATE YOUR NEED TO SUBMIT REPORTS WHEN THE VALUES ARE ZERO. THIS WILL ALSO AID THE NATIONAL PROGRAM IN ITS QUALITY CONTROL EFFORTS.

NO SUPPLEMENTARY HOMICIDE REPORT SUBMITTED SINCE NO MURDERS, JUSTIFIABLE HOMICIDES, OR MANSLAUGHTER BY NEGLIGENCE OCCURRED IN THIS JURISDICTION DURING THE MONTH.

NO SUPPLEMENT TO RETURN A REPORT SINCE NO CRIME OFFENSES OR RECOVERY OF PROPERTY REPORTED DURING THE MONTH.

NO LAW ENFORCEMENT OFFICERS KILLED OR ASSAULTED REPORT SINCE NONE OF THE OFFICERS WERE ASSAULTED OR KILLED DURING THE MONTH.

NO AGE, SEX, AND RACE OF PERSONS ARRESTED UNDER 18 YEARS OF AGE REPORT SINCE NO ARRESTS OF PERSONS WITHIN THIS AGE GROUP.

NO AGE, SEX, AND RACE OF PERSONS ARRESTED 18 YEARS OF AGE AND OVER REPORT SINCE NO ARRESTS OF PERSONS WITHIN THIS AGE GROUP.

NO MONTHLY RETURN OF ARSON OFFENSES KNOWN TO LAW ENFORCEMENT REPORT SINCE NO ARSONS OCCURRED.

DO NOT USE THIS SPACE

INITIALS

RECORDED

EDITED

ENTERED

ADJUSTED

LOTTED

* TOTALS INCLUDE PREVIOUS OFFENSES

MAY 2017

Month and Year of Report

GAAPD 0000

Agency Identifier

JUNE 13, 2017

Date

ATLANTA POLICE DEPARTMENT - GEORGIA

Agency and State

[Signature]
Prepared By
LIEUTENANT
Title

CHIEF

Chief, Commissioner, Sheriff, or Superintendent

PROPERTY STOLEN BY CLASSIFICATION

CLASSIFICATION		DATA ENTRY	Number of Actual (Column 4	Offenses Return A)	Monetary Value of Property Stolen
1.	MURDER AND NONNEGLIGENT MANSLAUGHTER	12		4	\$ 0.00
2.	FORCIBLE RAPE	20		14	\$ 0.00
3.	ROBBERY				
(a)	HIGHWAY (streets, alleys, etc.)	31		76	32,755.00
(b)	COMMERCIAL HOUSE (except c, d, and f)	32		8	2,743.00
(c)	GAS OR SERVICE STATION	39		1	2,000.00
(d)	CONVENIENCE STORE	34		4	453.00
(e)	RESIDENCE (anywhere on premises)	35		12	2,945.00
(f)	BANK	36		0	0.00
(g)	MISCELLANEOUS	37		12	5,675.00
	TOTAL ROBBERY	30		113	\$ 46,571.00
5.	BURGLARY - BREAKING OR ENTERING				
(a)	RESIDENCE (dwelling)				
(1)	NIGHT (6 p.m. - 6 a.m.)	51		65	61,711.00
(2)	DAY (6 a.m. - 6 p.m.)	52		134	127,605.00
(3)	UNKNOWN	53		0	0.00
(b)	NON-RESIDENCE (store, office, etc.)				
(1)	NIGHT (6 p.m. - 6 a.m.)	54		43	131,681.00
(2)	DAY (6 a.m. - 6 p.m.)	55		29	17,934.00
(3)	UNKNOWN	56		0	0.00
	TOTAL BURGLARY	50		271	\$ 338,931.00
6.	LARCENY - THEFT (Except Motor Vehicle Theft)				
(a)	\$200 AND OVER	61		286	788,481.00
(b)	\$50 TO \$200	62		74	7,236.00
(c)	UNDER \$50	63		1,049	2,490.00
	TOTAL LARCENY (Same as Item 6X)	60		1,409	\$ 798,207.00
7.	MOTOR VEHICLE THEFT (Include Alleged Joy Ride)	70		256	\$ 121,232.00
	GRAND TOTAL - ALL ITEMS	77			\$ 1,304,941.00
ADDITIONAL ANALYSIS OF LARCENY AND MOTOR VEHICLE THEFT					
6X.	NATURE OF LARCENIES UNDER ITEM 6				
(a)	POCKET-PICKING	81		4	57.00
(b)	PURSE-SNATCHING	82		18	5,046.00
(c)	SHOPLIFTING	83		203	69,503.00
(d)	FROM MOTOR VEHICLES (except e)	84		778	413,149.00
(e)	MOTOR VEHICLE PARTS AND ACCESSORIES	85		58	10,725.00
(f)	BICYCLES	86		25	9,551.00
(g)	FROM BUILDING (except c and h)	87		127	151,062.00
(h)	FROM ANY CON-OPERATED MACHINES (parking meters, etc.)	88		1	270.00
(i)	ALL OTHER	89		195	138,844.00
	TOTAL LARCENIES (Same as Item 6)	80		1,409	\$ 798,207.00
7X.	MOTOR VEHICLES RECOVERED				
(a)	STOLEN LOCALLY AND RECOVERED LOCALLY	91		83	
(b)	STOLEN LOCALLY AND RECOVERED BY OTHER JURISDICTIONS	92		23	
(c)	TOTAL LOCALLY STOLEN MOTOR VEHICLES RECOVERED (a & b)	93		106	
(d)	STOLEN IN OTHER JURISDICTIONS AND RECOVERED LOCALLY	90		N/A	

SUPPLEMENT TO RETURN A
MONTHLY RETURN OF OFFENSES KNOWN TO THE POLICE

1-706 (Rev.8-30-94)
Form Approved
OMB No. 1110-0007

This report is authorized by law, Title 28, Section 534, U. S. Code. While you are not required to respond, your cooperation in submitting this report with the Return A will assist the FBI in compiling comprehensive, accurate figures on a timely basis.

This form deals with the nature of crime and the monetary value of property stolen and recovered. The total offenses recorded on the form should be the same as the number of actual offenses listed in Column 4 of the Return A for each crime class. Include attempted crimes on this form, but do not include unfounded offenses. If you cannot complete the report in all areas, please record as much information as is available. Tally sheets will be sent upon request.

PROPERTY BY TYPE AND VALUE

Type of Property (1)	Data Entry	Monetary Value of Property Stolen in Your Jurisdiction	
		Stolen (2)	Recovered (3)
(A) Currency, Notes, Etc.	01	\$ 184,875.00	\$ 0.00
(B) Jewelry and Precious Metals	02	189,357.00	0.00
(C) Clothing and Furs	03	135,568.00	0.00
(D) Locally Stolen Motor Vehicles	04	121,232.00	60,402.00
(E) Office Equipment	05	14,679.00	0.00
(F) Televisions, Radios, Stereos, Etc.	06	244,018.00	0.00
(G) Firearms	07	20,239.00	-1.00
(H) Household Goods	08	26,948.00	0.00
(I) Consumable Goods	09	5,710.00	0.00
(J) Livestock	10	0.00	0.00
(K) Miscellaneous	11	362,315.00	0.00
TOTAL	00	\$ 1,304,941.00	\$ 60,401.00

The total of this column should agree with the Grand Total (DATA ENTRY 77) shown on page 2.

Include in this column all property recovered even though stolen in prior months. The above is an accounting for only that property stolen in your jurisdiction. This will include property recovered for you by other jurisdictions, but not property you recover for them.

DATE JUNE 13, 2017
 PREPARED BY *L. H. S. [Signature]* LIEUTENANT
 TITLE
J. Shields CHIEF
 CHIEF, COMMISSIONER, SHERIFF OR SUPERINTENDENT

MAY 2017
 Month and Year of Report

GAAPD 0000
 Agency Identifier

ATLANTA POLICE DEPARTMENT - GEORGIA
 Agency and State

LAW ENFORCEMENT OFFICERS KILLED OR ASSAULTED

It is requested this report be completed and transmitted with monthly crime reports to: Director, Federal Bureau of Investigation, Uniform Crime Reports, Washington, D. C. 20535. This form should be used to report the number of your officers who were assaulted or killed in the line of duty during the month. Additional information concerning officers killed will be requested by a separate questionnaire.

OFFICERS KILLED Number of your law enforcement officers killed in the line of duty this month.	By felonious act	0
	By accident or negligence	0

Officers Assaulted (Do not include officers killed) - See other side for instructions.

Type of Activity	Total Assaults by Weapon A	Type of Weapon				Two-Officer Vehicle F	Type of Assignment						Police Assaults Cleared M
		Firearm B	Knife or Other Cutting Instrument C	Other Other Dangerous Weapon D	Hands, Fists, Feet, etc. E		One-Officer Vehicle		Detective or Special Assign.		Other		
							Alone G	As-sisted H	Alone I	As-sisted J	Alone K	As-sisted L	
1. Responding to "Disturbance" calls (family quarrels, man with gun, etc.)	0												
2. Burglaries in progress or pursuing burglary suspects	0												
3. Robberies in progress or pursuing robbery suspects	1	1						1					1
4. Attempting other arrests	0												
5. Civil disorder (riot, mass disobedience)	0												
6. Handling, transporting, custody of prisoners	4				4		1	3					4
7. Investigating suspicious persons or circumstances	0												
8. Ambush - no warning	0												
9. Mentally deranged	0												
10. Traffic pursuits and stops	2			1	1		2						2
11. All Other	0												
12. TOTAL (1-11)	7	1	0	1	5	0	3	4	0	0	0	0	7
13. Number with personal injury	3			1	2								
14. Number without personal injury	4	1			3								
AM	1				1	1							
PM	2	1	1										

DO NOT WRITE HERE	
Recorded	Initials
Edited	
Punched	
Verified	
Adjusted	
DOJ/FBI	

12:01 2:00 4:00 6:00 8:00 10:00 12:00

MAY 2017
Month and Year
ATLANTA POLICE DEPARTMENT
Agency

GAAPD 0000
Agency Identifier
GEORGIA
State

[Signature]
Prepared By
[Signature]
Chief, Sheriff, Commissioner, Superintendent
LIEUTENANT
Title
CHIEF

MONTHLY RETURN OF ARSON OFFENSES KNOWN TO LAW ENFORCEMENT

DO-73 (2-11-82)
Form Approved
OMB No. 1110-0008

This report is authorized by law Title 28, Section 534, United States Code, and the enactment of the fiscal year 1979, Department of Justice Authorization Bill S. 3151. While you are not required to respond, your cooperation in using this form to report all incidents of arson which become known to your department during the month will assist the FBI in compiling comprehensive, accurate data on a timely basis. Instructions appear on reverse side.

1 PROPERTY CLASSIFICATION	2 Offenses Reported or Known to Police (Include Unfounded and Attempts)	3 Unfounded, i.e. False or Baseless Complaints	4 Number of Actual Offenses (Column 2 Minus Column 3 (Include Attempts))	5 Total Offenses Cleared by Arrest or Exceptional Means (Include Column 6)	6 Number of Clearances Involving Only Persons Under 18 Years of Age	7 Offenses Where Structures Uninhabited, Abandoned, or not Normally in Use	8 Estimated Value of Property Damage
STRUCTURAL							
A. Single Occupancy Residential: Houses, Townhouses, Duplexes, etc.	10	6	4	1			\$ 86,000.
B. Other Residential: Apartments, Tenements, Flats, Hotels, Motels, Inns, Dormitories, Boarding Houses, etc.	4	2	2				\$ 10,000.
C. Storage: Barns, Garages, Warehouses, etc.							\$
D. Industrial/Manufacturing							\$
E. Other Commercial: Stores, Restaurants, Offices, etc.	1		1				\$ 500,000.
F. Community/Public: Churches, Jails, Schools, Colleges, Hospitals, etc.	1	1					\$
G. All Other Structure: Out Buildings, Monuments, Buildings Under Construction, etc.							\$
TOTAL STRUCTURE	16	9	7	1			\$ 596,000.
MOBILE							
H. Motor Vehicles: Automobiles, Trucks, Buses, Motorcycles, etc.: UCR Definition	4	1	3				\$ 25,000.
I. Other Mobile Property: Trailers, Recreational Vehicles, Airplanes, Boats, etc.							\$
TOTAL MOBILE	4	1	3				\$ 25,000.
J. TOTAL OTHER Crops, Timber, Fences, Signs, etc.	2	1	1				\$ 250.
GRAND TOTAL	22	11	11	1			\$ 621,250.

Agency Identifier GAAPD 0000 Month MAY 2017
 Agency ATLANTA POLICE DEPARTMENT State GEORGIA
 Prepared by [Signature] LIEUTENANT
[Signature] CHIEF
 Chief, Commissioner, Sheriff, or Superintendent

DO NOT WRITE HERE	
Recorded	
Edited	
Entered	
Adjusted	
Corres.	

AGENCY IDENTIFIER GAAPD 0000 REPORTING PERIOD MAY 2017

AGENCY NAME ATLANTA POLICE DEPARTMENT

POLICE DISPOSITION OF JUVENILES

-Not to include neglect or traffic cases-

1. Handled within Department and released. (Warning, released to parents, etc.)	_____
2. Referred to juvenile court or probation department.	_____ 54 _____
3. Referred to welfare agency.	_____
4. Referred to other police agency.	_____
5. Referred to criminal or adult court.	_____
TOTAL	_____ 54 _____

JUNE 13, 2017
DATE

<u><i>Lt. [Signature]</i></u>	<u>LIEUTENANT</u>
PREPARED BY	TITLE
<u>J. SHIELDS</u>	<u>CHIEF</u>
APPROVED BY	TITLE

GCIC USE ONLY	
Recorded	_____
Reviewed	_____
Punched	_____
Verified	_____

RETURN TO
Georgia Crime Information Center/Uniform Crime Reporting
P. O. Box 1456
Atlanta, Georgia 30301

Return on or before the 7th of the following month.

GCIC/UCR-012 (9/74)

PAGE 1 OF 1
SUPPLEMENTARY HOMICIDE REPORT

This report is authorized by law Title 28, Section 534, United States Code. While you are not required to respond, your cooperation in using this form to list data pertaining to all homicides reported on your Return A will assist the FBI in compiling comprehensive, accurate data regarding this important classification on a timely basis.

Ia. Murder and Nonnegligent Manslaughter

List below specific information for all offenses shown in item Ia of the monthly Return A. In addition, list all justifiable killings of felons by a citizen or by a peace officer in the line of duty. A brief explanation in the circumstances column regarding unfounded homicide offenses will aid the national Uniform Crime Reporting Program in editing the reports.

Incident	Situation	Victim **			Offender**			Data Code		Weapon Used (Handgun, Rifle, Shotgun, Club, Poison, etc.)	Relationship of Victim to Offender (Husband, Wife, Son, Father, Acquaintance, Neighbor, Stranger, etc.)	Circumstances (Victim shot by robber, robbery victim shot robber, killed by patron during barroom brawl, etc.)
		Age	Sex	Race	Ethnicity	Age	Sex	Race	Ethnicity			
	A	86	F	W	N	92	M	W	N	HANDGUN - 32 CAL.	WIFE	OTHER - DOMESTIC
	A	47	M	B	N	43	M	B	N	HANDGUN	BROTHER	OTHER ARGUMENTS
	A	38	M	B	N	32	M	B	N	HANDGUN	ACQUAINTANCE	OTHER ARGUMENTS
	B	59	M	B	N					KNIFE	UNKNOWN	OTHER
	A	30	M	B	N	23	F	B	N	KNIFE	BOYFRIEND	FELON KILLED BY PRIVATE CITIZEN *
	A	51	M	B	N	39	F	B	N	HANDGUN	HUSBAND	FELON KILLED BY PRIVATE CITIZEN *
	A	21	M	B	N	37	M	B	N	HANDGUN	STRANGER	FELON KILLED BY PRIVATE CITIZEN *

** - See reverse side for explanation

DO NOT WRITE HERE	
Recorded	
Edited	
Punched	
Verified	
Adjusted	

MAY 2017	GAAPD 0000	LIEUTENANT
Month and Year	Agency Identifier	Title
ATLANTA POLICE DEPARTMENT	GEORGIA	CHIEF
Agency	State	Chief, Sheriff, Commissioner, Superintendent

[Signature]

ATLANTA POLICE DEPARTMENT
AGE, SEX, AND RACE OF PERSONS ARRESTED
17 YEARS OF AGE AND OVER

MONTH MAY

YEAR 2017

CLASSIFICATION OF OFFENSES	SEX	AGE OF PERSON ARRESTED																	RACE				ETHNIC					
		17	18	19	20	21	22	23	24	30	35	40	45	50	55	60	65	UP	White	Black	Native Amer.	Asian/Pacific	Whi. Hispanic	Black Hispanic				
16 Prostitution and Commercialized Vice	M																											
	F																											
17 Sex Offenses (except Rape and Prostitution)	M					1			6	4	6	5	6	7	8	7												
	F										1			2											6	49		
18 Drug Abuse Violations Grand Total	M	2	7	18	16	9	22	20	97	66	43	27	22	17	8	2												
	F	2	0	1	3	2	1	1	15	6	6	4	2	1	4	2	0								34	407	1	
180 (1) Sale/Manufacturing Subtotal	M	1	1	0	1	3	4	2	11	9	4	5	2	0	3	1	0											
	F	0	0	0	0	0	0	0	2	1	1	0	1	1	0	0	0								3	50	1	
a Opium or Cocaine and their derivatives	M					1	1		1	1	1																	
	F																									2	5	
b Marijuana	M	1	1		1	1	2	2	4	2	2	2	2															
	F								2					1												25	1	
c Synthetic Narcotics	M								1																			
	F																										1	
d Other Dangerous Non-Narcotic Drugs	M						1	1	5	6	1	3																
	F												1													1	19	
185 (2) Possession Subtotal	M	1	6	18	15	6	18	18	86	57	39	22	20	17	14	7	2											
	F	2	0	1	3	2	1	1	13	5	5	4	1	0	3	2	0								31	357	0	
e Opium or Cocaine and their derivatives	M			1	2			2	11	17	9	5	7	7	6	6	2											
	F								8	2	2	1			2	2										14	78	
f Marijuana	M	1	6	17	13	6	18	15	72	36	28	16	11	10	8	1												
	F	2	1	3	2	1	1	4	2	3	4				1											14	267	1
g Synthetic Narcotics	M							1	1	1																		
	F																											
h Other Dangerous Non-Narcotic Drugs	M								2	3	2	1	2															
	F																										3	8
19 Gambling	M	0	0	0	0	0	0	0	1	0	0	0	0	0	0	0												
	F	0	0	0	0	0	0	0	0	0	0	0	0	0	0	0										0	1	0
a Bookmaking	M																											
	F																											
b Numbers and Lottery	M																											
	F																											
TOTAL		0																										

ATLANTA POLICE DEPARTMENT
 AGE, SEX, AND RACE OF PERSONS ARRESTED
 16 YEARS OF AGE AND UNDER

MONTH MAY

YEAR 2017

CLASSIFICATION OF OFFENSES	SEX	AGE						TOTAL	RACE				ETHNIC				
		09	10-12	13-14	15	16	White		Black	Native Amer.	Asian/Pacific	Whl. Hispanic	Blck Hispanic				
Murder/Nonnegligent Manslaughter	M						0										
	F						0										
Manslaughter by Negligence	M						0										
	F						0										
Forcible Rape	M						0										
	F						0										
Robbery	M			1	2	1	4					4					
	F						0										
Aggravated Assault	M		1	2		3	6										
	F					1	1					7					
Burglary- Breaking or Entering	M			1	2	2	5										
	F				1	1	1					6					
Larceny - Theft (except Motor Vehicle Theft)	M		1	3	1	3	8										
	F			2	1	1	4			1	11						
Motor Vehicle Theft	M				2	2	4										
	F						0					4					
Other Assaults	M		1	1			2										
	F				1	6	7					9					
Arson	M						0										
	F						0										
Forgery and Counterfeiting	M						0										
	F						0										
Fraud	M						0										
	F						0										
Embezzlement	M						0										
	F						0										
Stolen Property; Buying, Receiving, Possessing	M					1	1										
	F						0				1						
Vandalism	M					1	1										
	F				1	1	2					3					
Weapons	M			1			1										
	F						0				1						
Prostitution and Commercialized Vice	M						0										
	F						0										

ATLANTA POLICE DEPARTMENT
 AGE, SEX, AND RACE OF PERSONS ARRESTED
 16 YEARS OF AGE AND UNDER

CLASSIFICATION OF OFFENSES	SEX	AGE					TOTAL	RACE				ETHNIC				
		09	1012	1314	15	16		White	Black	Native Amer.	Asian/Pacific	Whl. Hispanic	Bck Hispanic			
17 Sex Offenses (except Rape and Prostitution)	M						0									
	F						0									
18 Drug Abuse Violations Grand Total	M	0	0	0	0	1	1	0	2	0	0	0	0	0	0	0
	F	0	0	0	0	1	1	0	0	0	0	0	0	0	0	0
180 (1) Sale/Manufacturing Subtotal	M	0	0	0	0	1	1	0	2	0	0	0	0	0	0	0
	F	0	0	0	0	1	1	0	0	0	0	0	0	0	0	0
a Opium or Cocaine and their Derivatives	M						0									
	F						0									
b Marijuana	M						0									
	F					1	1		1							
c Synthetic Narcotics	M						0									
	F						0									
d Other Dangerous Non-Narcotic Drugs	M					1	1									
	F						0									
185 (2) Possession Subtotal	M	0	0	0	0	0	0	0	0	0	0	0	0	0	0	0
	F	0	0	0	0	0	0	0	0	0	0	0	0	0	0	0
e Opium or Cocaine and their Derivatives	M						0									
	F						0									
f Marijuana	M						0									
	F						0									
g Synthetic Narcotics	M						0									
	F						0									
h Other Dangerous Non-Narcotic Drugs	M						0									
	F						0									
19 Gambling Total	M	0	0	0	0	0	0	0	0	0	0	0	0	0	0	0
	F	0	0	0	0	0	0	0	0	0	0	0	0	0	0	0
a Bookmaking	M						0									
	F						0									
b Numbers and Lottery	M						0									
	F						0									
c All Other Gambling	M						0									
	F						0									
20 Offenses Against Family and Children	M						0									
	F						0									

ATLANTA POLICE DEPARTMENT
AGE, SEX, AND RACE OF PERSONS ARRESTED
16 YEARS OF AGE AND UNDER

MONTH MAY

YEAR 2017

CLASSIFICATION OF OFFENSES	SEX	AGE					RACE				ETHNIC			
		09	1012	1314	15	16	TOTAL	White	Black	Native Amer.	Asian/Pacific	Whi. Hispanic	Blck Hispanic	
Driving Under the Influence	M						0							
	F						0							
Liquor Laws	M						0							
	F						0							
Drunkenness	M						0							
	F						0							
Disorderly Conduct	M						0							
	F						0							
Vagrancy	M						0							
	F						0							
All Other Offenses (except Traffic)	M			1	1	2	4				4			
	F						0							
Suspicion	M						0							
	F						0							
Curfew and Loitering	M						0							
	F			1			1			1				
Run-Aways	M						0							
	F						0							
Total		0	4	13	12	25	54	1	53	0	0	0	0	

MAY 2017

Month and Year of Report

GAAPD 0000

Agency Identifier

JUNE 14, 2017

Date

Prepared By [Signature] LIEUTENANT

[Signature] CHIEF
Chief, Commissioner, Sheriff, or Superintendent

ATLANTA POLICE DEPARTMENT - GEORGIA

Agency and State

UNIFORM CRIME REPORTING

**LAW ENFORCEMENT
OPERATIONS
&
MANAGEMENT**

CRIME AREA COMPARISON

**SUPPORT SERVICES DIVISION
Information Services Section**

**MAY 2017
MAY 2016**

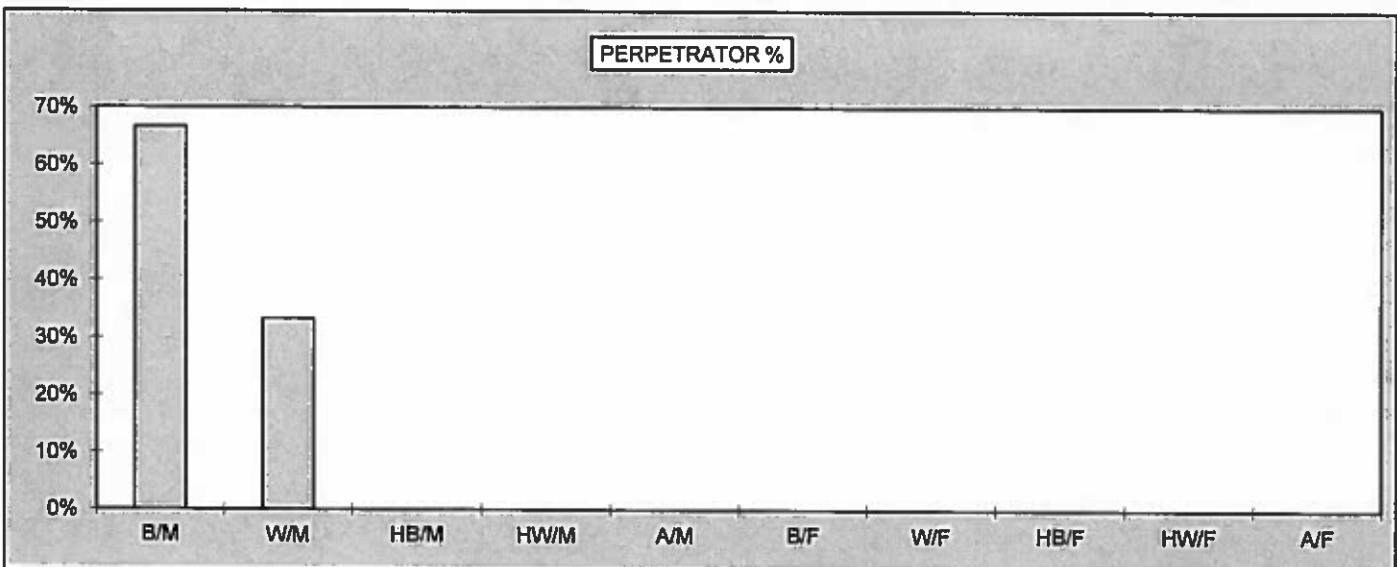
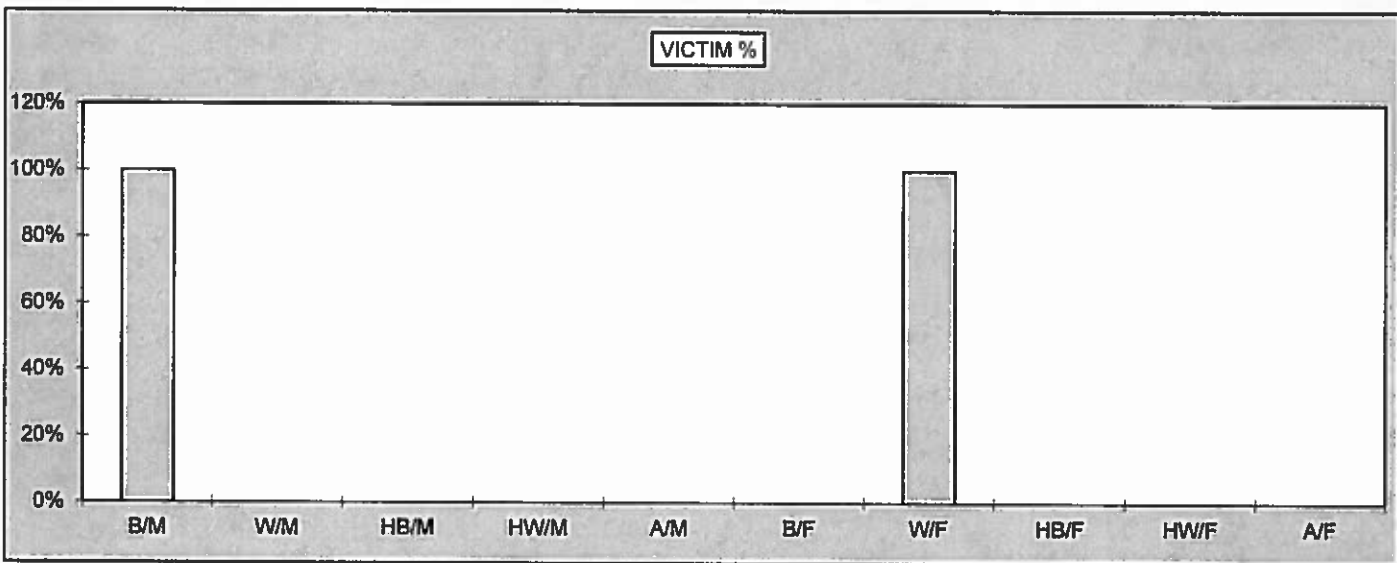
**2017
MAY HOMICIDE COMPARISON
BY RACE, SEX, AND ETHNIC ORIGIN**

	VICTIM	PERPETRATOR
B/M	3	2
W/M	0	1
HB/M	0	0
HW/M	0	0
A/M	0	0
TOTAL MALES	3	3
B/F	0	0
W/F	1	0
HB/F	0	0
HW/F	0	0
A/F	0	0
TOTAL FEMALES	1	0
TOTAL	4	3

	VICTIM %	PERPETRATOR %
B/M	100%	67%
W/M	0%	33%
HB/M	0%	0%
HW/M	0%	0%
A/M	0%	0%

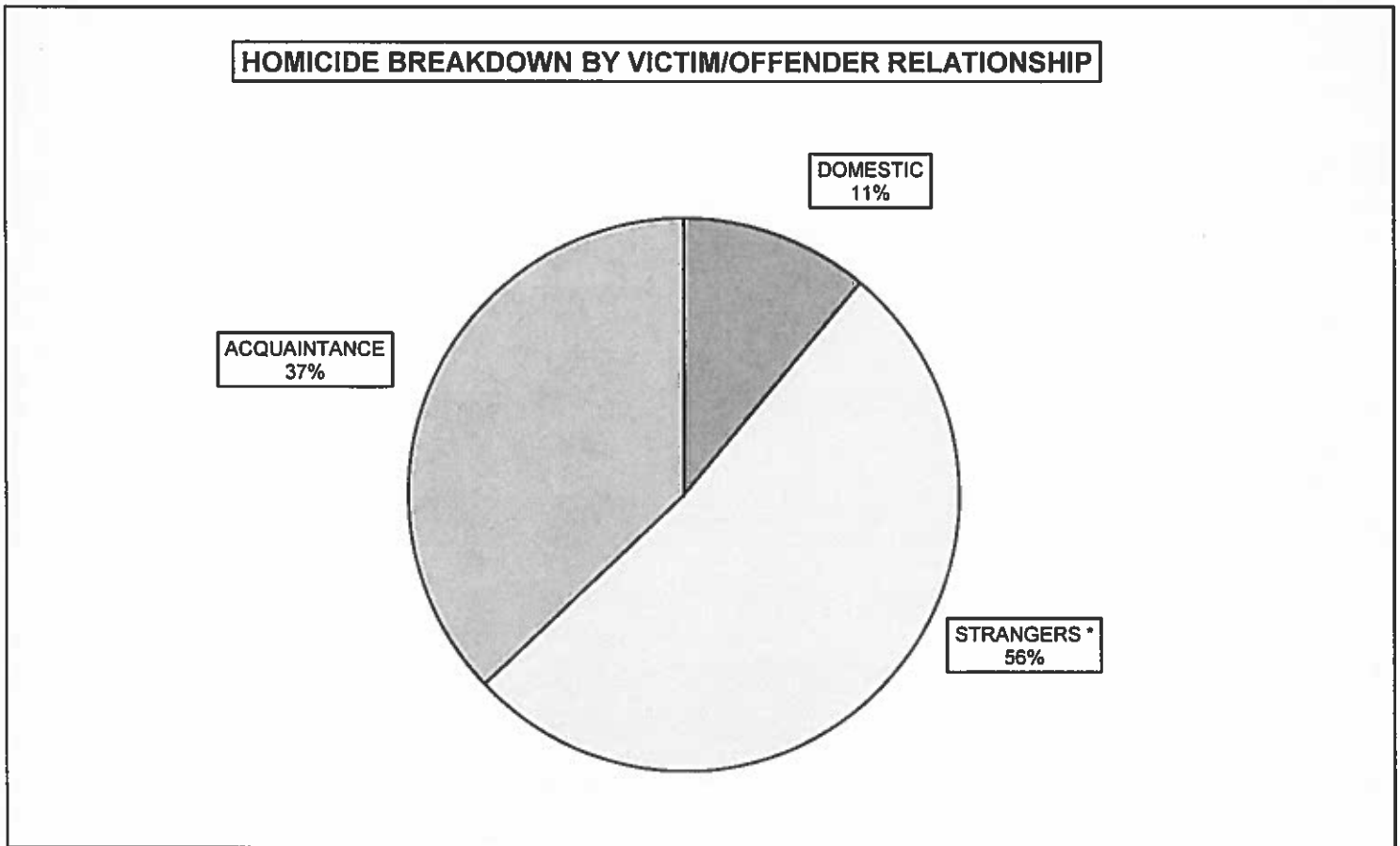
B/F	0%	0%
W/F	100%	0%
HB/F	0%	0%
HW/F	0%	0%
A/F	0%	0%

PERPETRATOR UNKNOWN FOR 1 HOMICIDES



**2017
HOMICIDE BREAKDOWN
YEAR TO DATE**

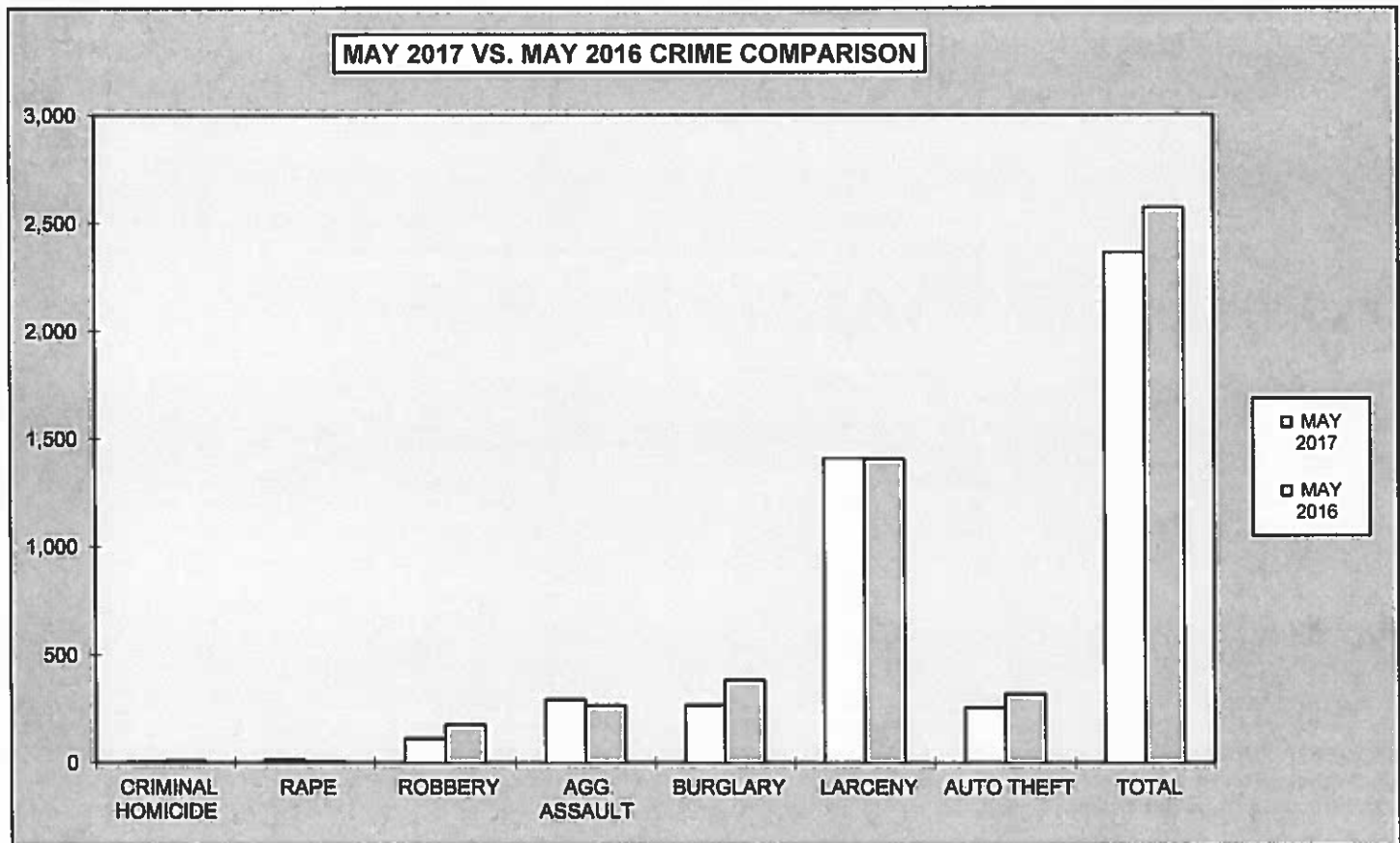
MAY							
MONTH	ACTUAL	DOMESTIC	%	STRANGERS *	%	ACQUAINTANCE	%
JANUARY	11	1	9%	6	55%	4	36%
FEBRUARY	4	1	25%	2	50%	1	25%
MARCH	2	0	0%	1	50%	1	50%
APRIL	6	0	0%	4	67%	2	33%
MAY	4	1	25%	1	25%	2	50%
JUNE							
JULY							
AUGUST							
SEPTEMBER							
OCTOBER							
NOVEMBER							
DECEMBER							
TOTAL	27	3	11%	14	56%	10	37%



* UNKNOWN INCLUDED IN WITH STRANGERS

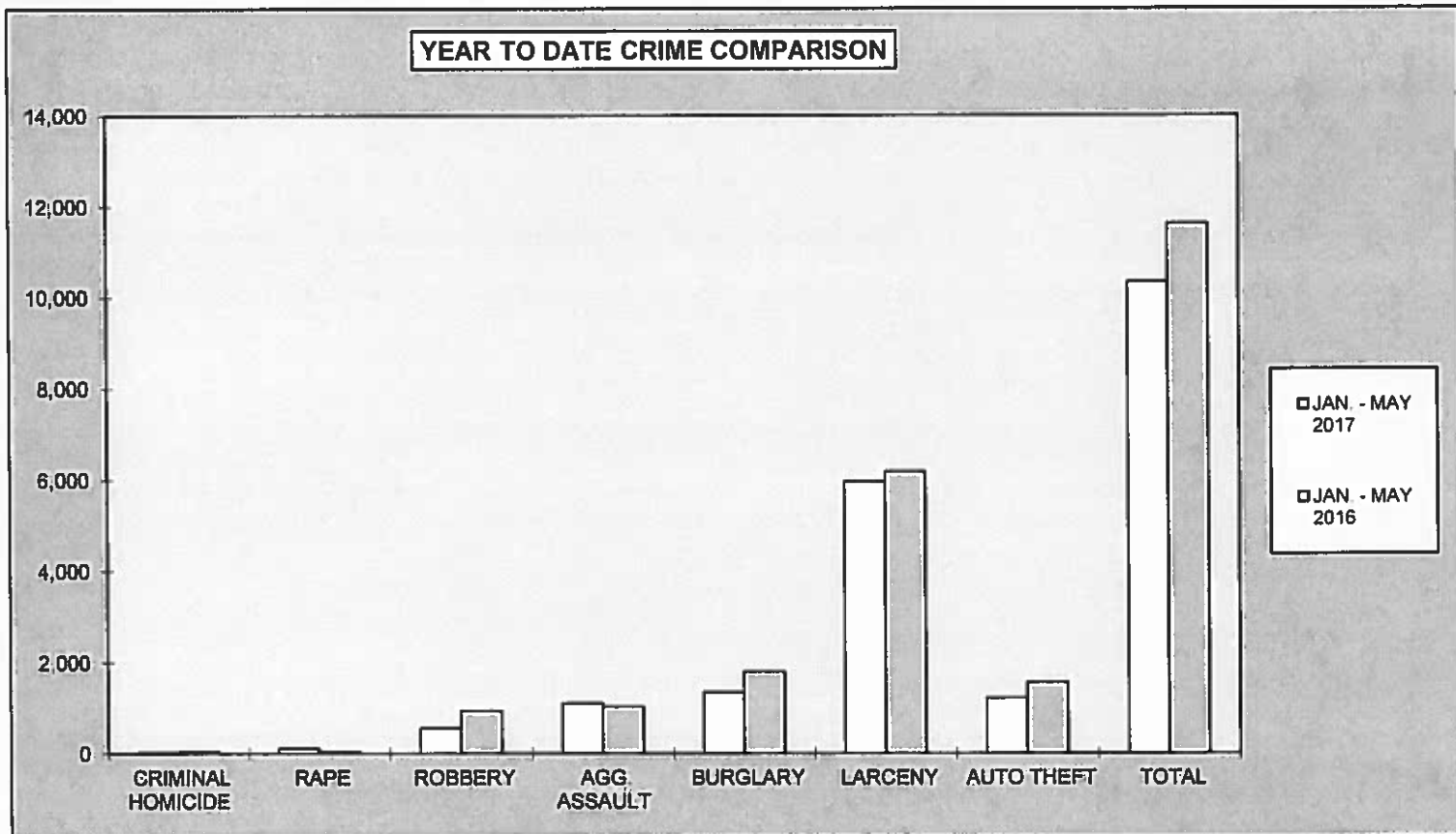
**2017
MONTHLY CRIME COMPARISON**

CRIME	MAY 2017	MAY 2016	# DIFFERENCE	% DIFFERENCE
CRIMINAL HOMICIDE	4	9	-5	-56%
RAPE	14	5	9	180%
ROBBERY	113	177	-64	-36%
AGG. ASSAULT	296	268	28	10%
BURGLARY	271	384	-113	-29%
RESIDENCE	199	304	-105	-35%
NON-RESIDENCE	72	80	-8	-10%
LARCENY	1,409	1,407	2	0%
POCKETPICKING	4	6	-2	-33%
PURSE SNATCHING	18	19	-1	-5%
SHOPLIFTING	203	232	-29	-13%
FROM MOTOR VEHICLES	778	742	36	5%
MOTOR VEH. PARTS/ACCESSORIES	58	81	-23	-28%
BICYCLES	25	38	-13	-34%
FROM BUILDINGS	127	120	7	6%
FROM COIN OPERATED MACHINES	1	3	-2	-67%
ALL OTHER	195	166	29	17%
AUTO THEFT	256	321	-65	-20%
TOTAL	2,363	2,571	-208	-8%



**2017
YEAR TO DATE CRIME COMPARISON**

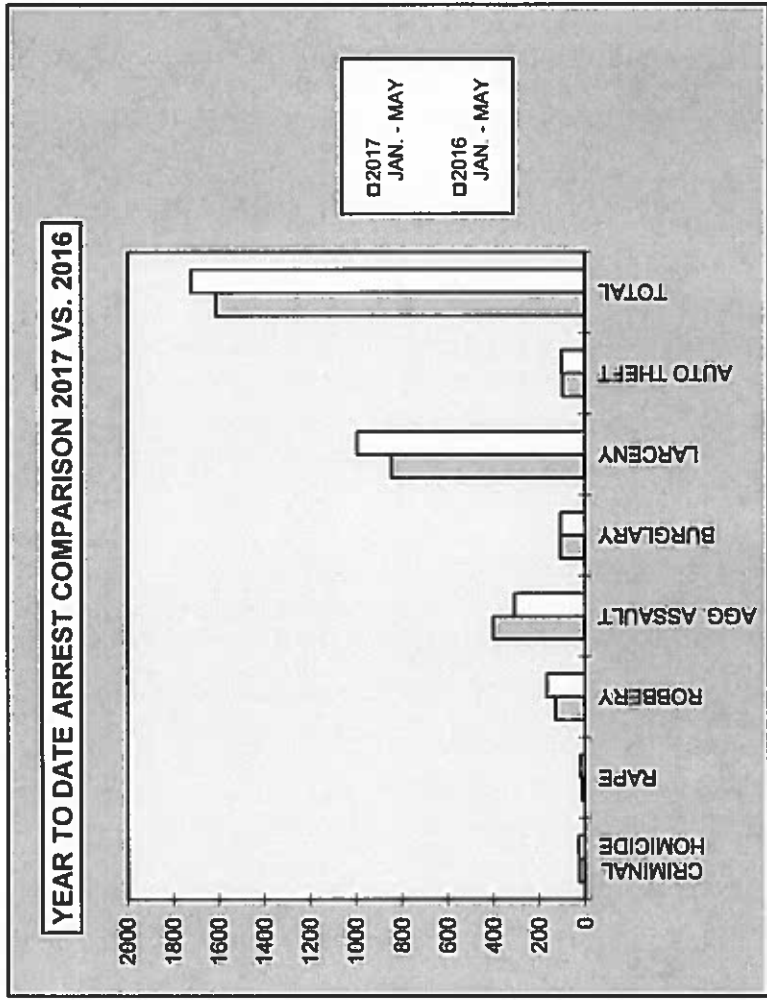
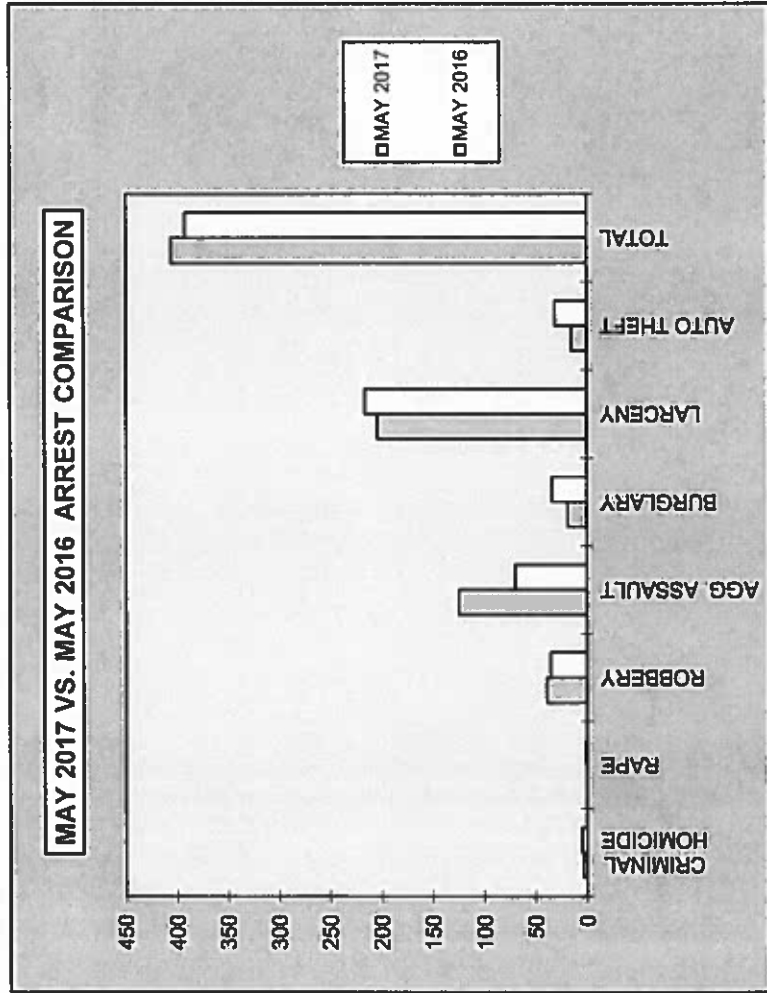
FIRST 5 MONTHS				
CRIME	JAN. - MAY 2017	JAN. - MAY 2016	# DIFFERENCE	% DIFFERENCE
CRIMINAL HOMICIDE	27	41	-14	-34%
RAPE	108	44	64	145%
ROBBERY	558	941	-383	-41%
AGG. ASSAULT	1,105	1,040	65	6%
BURGLARY	1,350	1,803	-453	-25%
RESIDENCE	1,029	1,410	-381	-27%
NON-RESIDENCE	321	393	-72	-18%
LARCENY	5,966	6,187	-221	-4%
POCKETPICKING	29	32	-3	-9%
PURSE SNATCHING	84	107	-23	-21%
SHOPLIFTING	915	1,076	-161	-15%
FROM MOTOR VEHICLES	3,174	3,205	-31	-1%
MOTOR VEH. PARTS/ACCESSORIES	295	415	-120	-29%
BICYCLES	94	125	-31	-25%
FROM BUILDINGS	565	514	51	10%
FROM COIN OPERATED MACHINES	5	12	-7	-58%
ALL OTHER	805	701	104	15%
AUTO THEFT	1,221	1,562	-341	-22%
TOTAL	10,335	11,618	-1,283	-11%



**2017
ARREST COMPARISON**

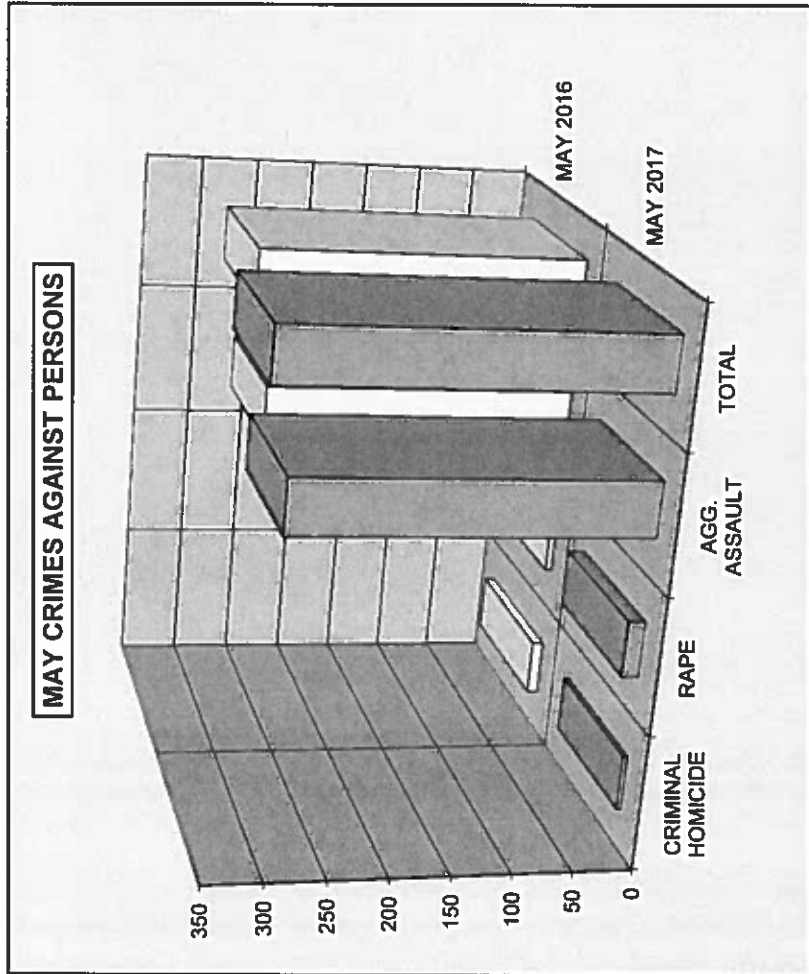
MAY ARREST COMPARISON					
CRIME	MAY 2017	MAY 2016	# DIFFERENCE	% DIFFERENCE	
CRIMINAL HOMICIDE	4	5	-1	-20%	
RAPE	0	1	-1	-100%	
ROBBERY	39	35	4	11%	
AGG. ASSAULT	125	70	55	79%	
BURGLARY	19	34	-15	-44%	
LARCENY	204	216	-12	-6%	
AUTO THEFT	15	31	-16	-52%	
TOTAL	406	392	14	4%	

FIRST 5 MONTHS ARREST COMPARISON					
CRIME	2017 JAN. - MAY	2016 JAN. - MAY	# DIFFERENCE	% DIFFERENCE	
CRIMINAL HOMICIDE	24	27	-3	-11%	
RAPE	12	19	-7	-37%	
ROBBERY	128	166	-38	-23%	
AGG. ASSAULT	400	308	92	30%	
BURGLARY	105	106	-1	-1%	
LARCENY	846	992	-146	-15%	
AUTO THEFT	97	103	-6	-6%	
TOTAL	1,612	1,721	-109	-6%	

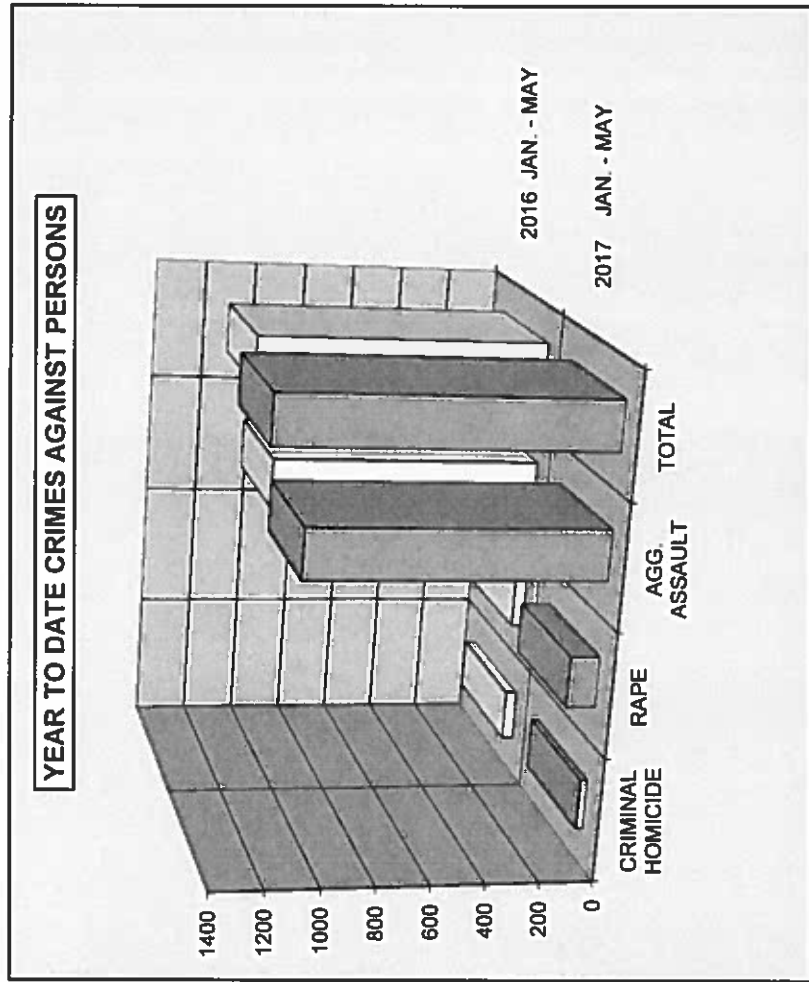


**2017
CRIME COMPARISON
CRIMES AGAINST PERSONS**

MAY				
CRIME	MAY 2017	MAY 2016	# DIFFERENCE	% DIFFERENCE
CRIMINAL HOMICIDE	4	9	-5	-56%
RAPE	14	5	9	180%
AGG. ASSAULT	296	268	28	10%
TOTAL	314	282	32	11%

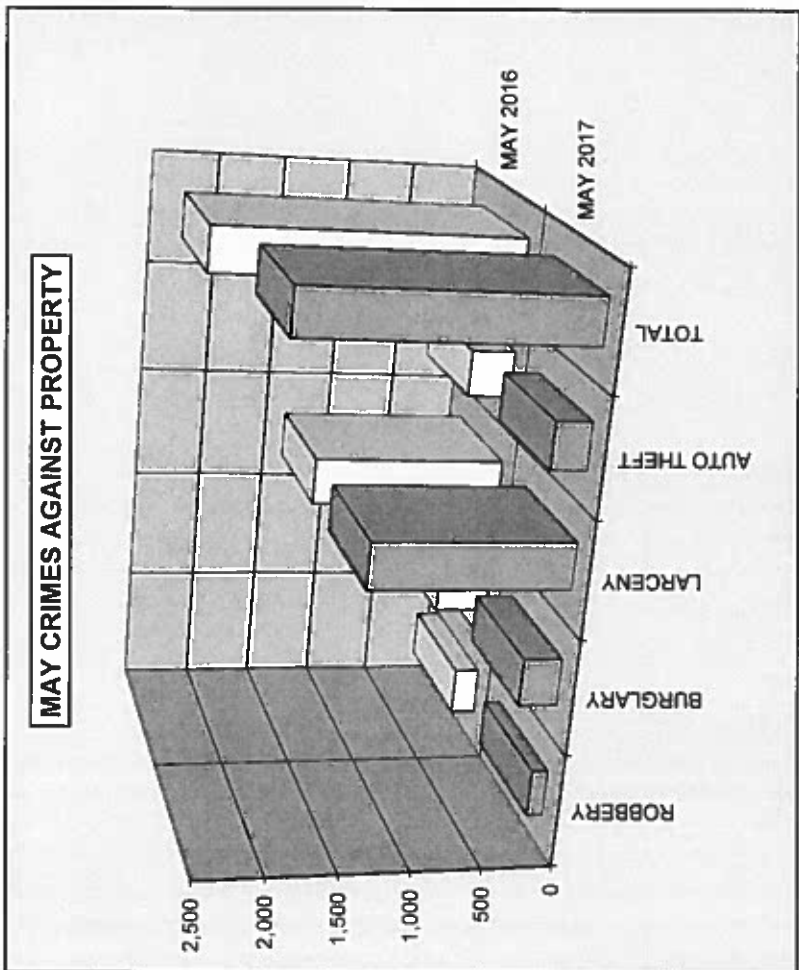


FIRST 5 MONTHS				
CRIME	2017 JAN. - MAY	2016 JAN. - MAY	# DIFFERENCE	% DIFFERENCE
CRIMINAL HOMICIDE	27	41	-14	-34%
RAPE	108	44	64	145%
AGG. ASSAULT	1,105	1,040	65	6%
TOTAL	1,240	1,125	115	10%

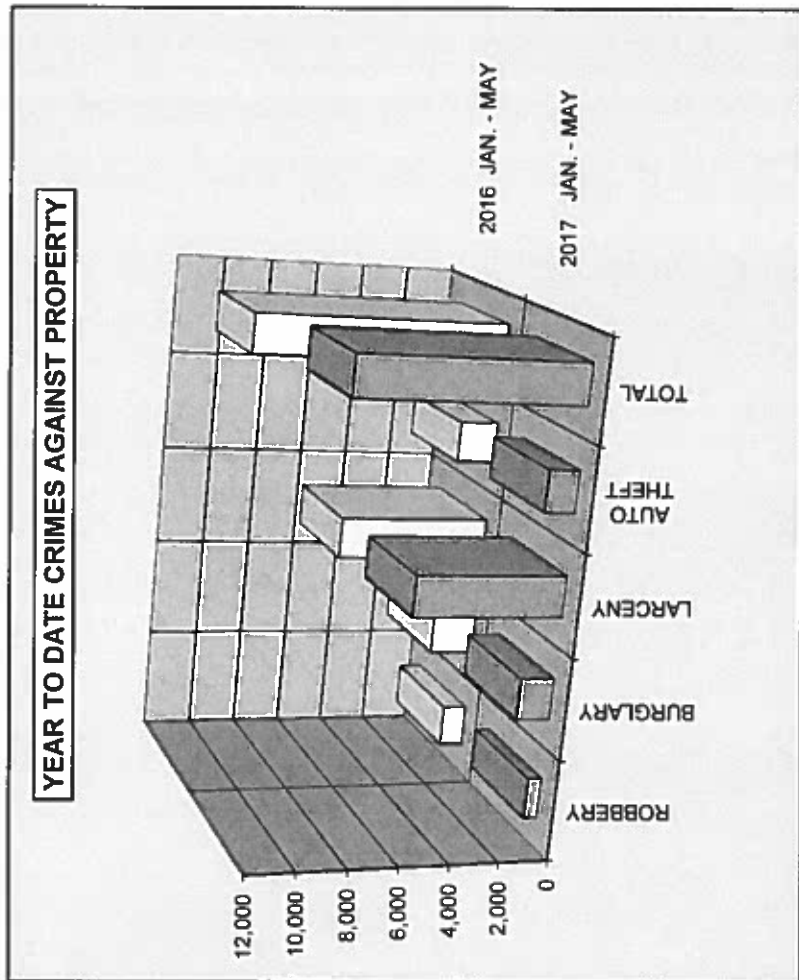


**2017
CRIME COMPARISON
CRIMES AGAINST PROPERTY**

MAY				
CRIME	MAY 2017	MAY 2016	# DIFFERENCE	% DIFFERENCE
ROBBERY	113	177	-64	-36%
BURGLARY	271	384	-113	-29%
LARCENY	1,409	1,407	2	0%
AUTO THEFT	256	321	-65	-20%
TOTAL	2,049	2,289	-240	-10%

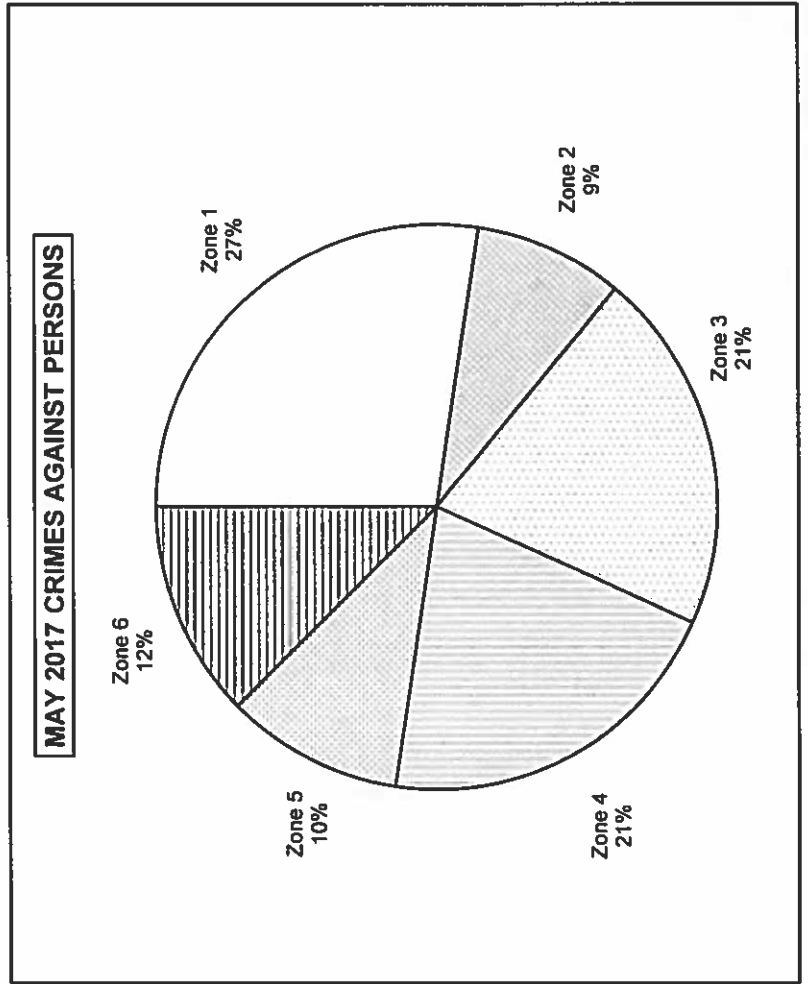


FIRST 5 MONTHS				
CRIME	2017 JAN. - MAY	2016 JAN. - MAY	# DIFFERENCE	% DIFFERENCE
ROBBERY	558	941	-383	-41%
BURGLARY	1,350	1,803	-453	-25%
LARCENY	5,966	6,187	-221	-4%
AUTO THEFT	1,221	1,562	-341	-22%
TOTAL	9,095	10,493	-1,398	-13%

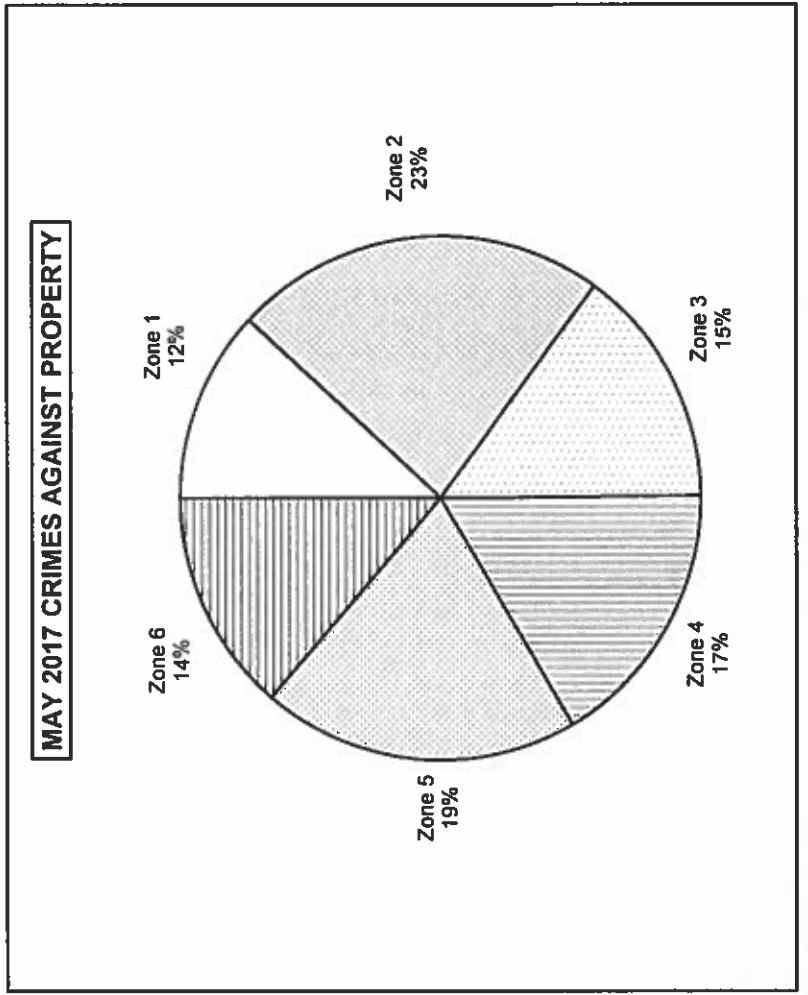


**2017
AREA BREAKDOWN
CRIMES AGAINST PERSONS AND PROPERTY**

MAY 2017 CRIMES AGAINST PERSONS BY ZONE						
CRIME	Zone 1	Zone 2	Zone 3	Zone 4	Zone 5	Zone 6
CRIMINAL HOMICIDE	1	1	0	1	1	0
RAPE	2	2	1	2	6	1
AGG. ASSAULT	83	24	64	62	25	38
TOTAL CRIMES AGAINST PERSONS	86	27	65	65	32	39

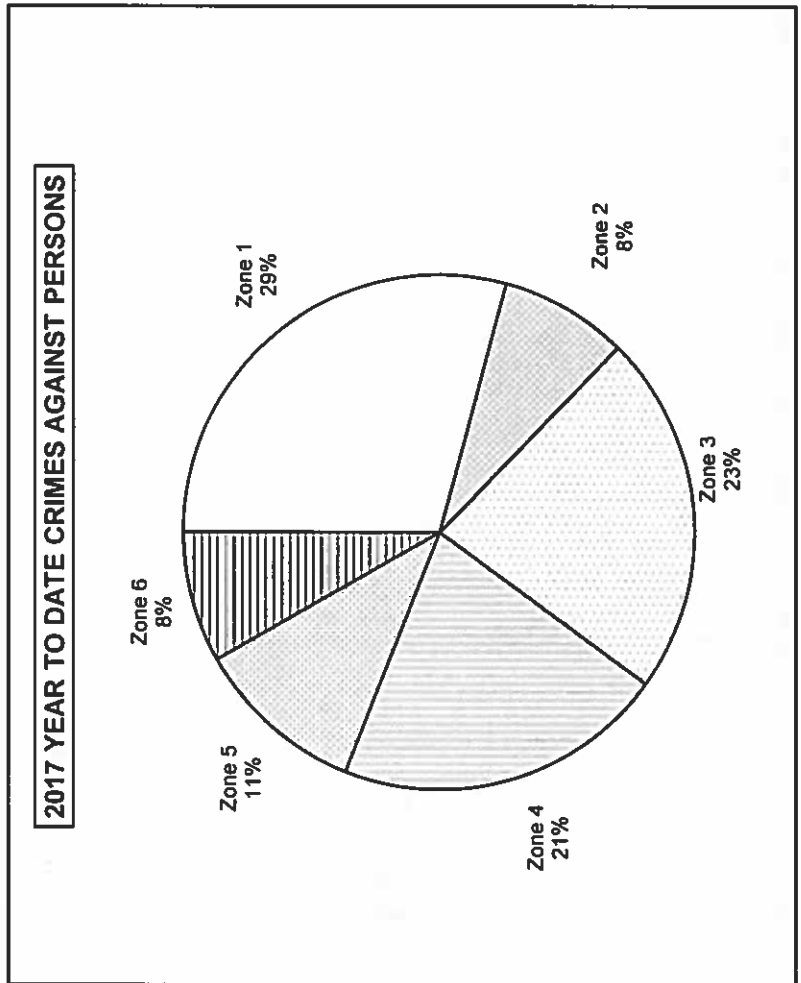


MAY 2017 CRIMES AGAINST PROPERTY BY ZONE						
CRIME	Zone 1	Zone 2	Zone 3	Zone 4	Zone 5	Zone 6
ROBBERY	18	14	21	25	16	19
BURGLARY	63	32	66	67	14	29
LARCENY	118	386	159	198	336	212
AUTO THEFT	44	42	58	54	36	22
TOTAL CRIMES AGAINST PROPERTY	243	474	304	344	402	282

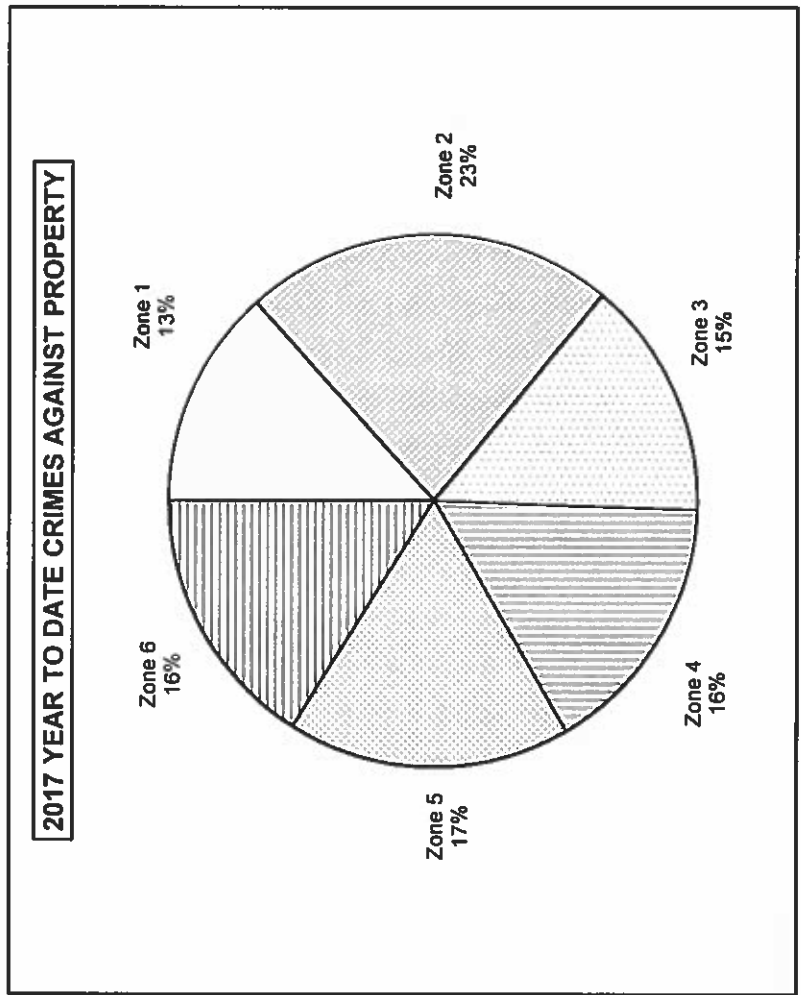


**2017
YEAR TO DATE AREA BREAKDOWN
CRIMES AGAINST PERSONS AND PROPERTY**

FIRST 5 MONTHS 2017 CRIMES AGAINST PERSONS BY ZONE						
CRIME	Zone 1	Zone 2	Zone 3	Zone 4	Zone 5	Zone 6
CRIMINAL HOMICIDE	8	3	4	6	5	1
RAPE	27	15	21	19	21	5
AGG. ASSAULT	327	83	256	235	108	96
TOTAL CRIMES AGAINST PERSONS	362	101	281	260	134	102

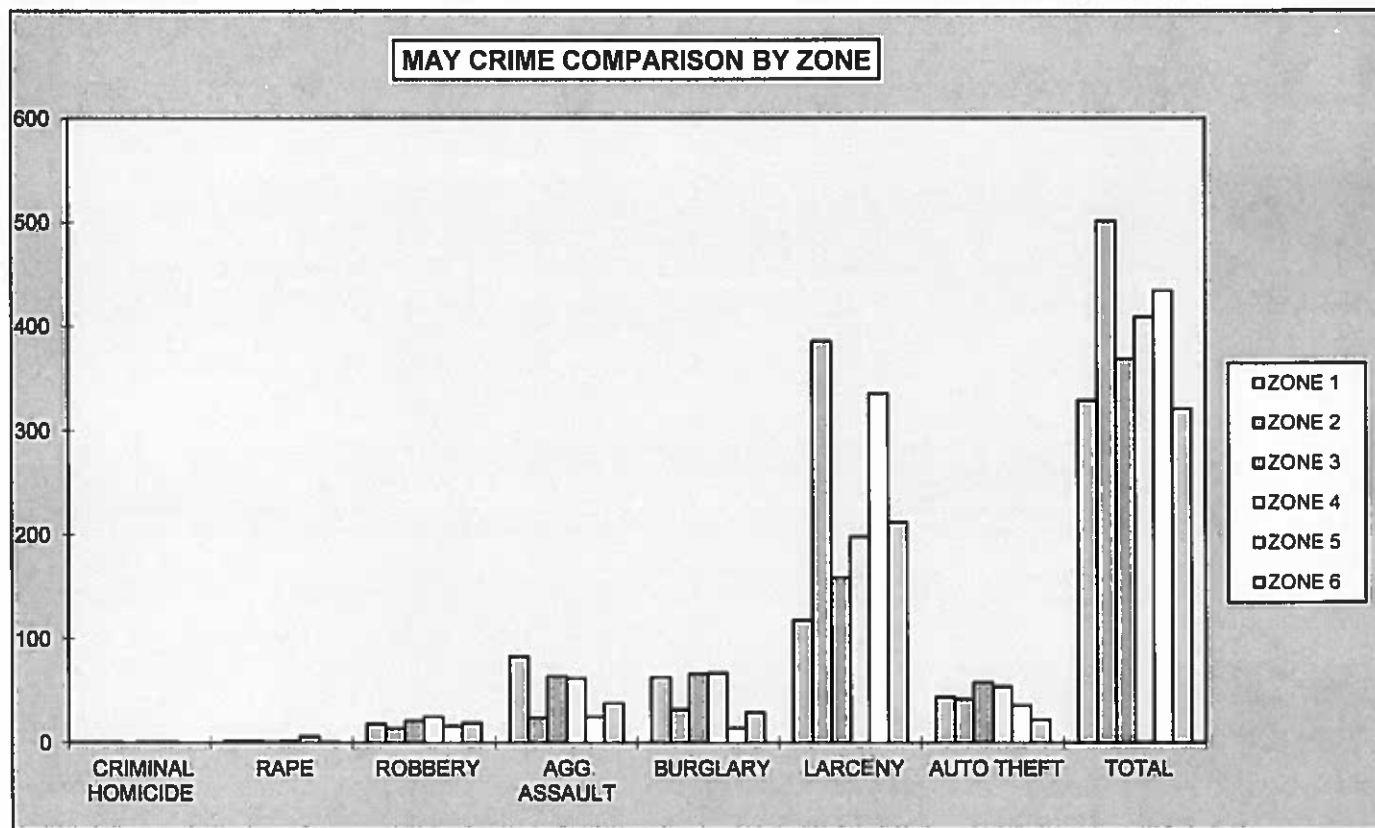


FIRST 5 MONTHS 2017 CRIMES AGAINST PROPERTY BY ZONE						
CRIME	Zone 1	Zone 2	Zone 3	Zone 4	Zone 5	Zone 6
ROBBERY	116	65	106	109	72	90
BURGLARY	272	226	250	330	69	203
LARCENY	605	1,575	671	777	1,288	1,050
AUTO THEFT	216	199	294	252	138	122
TOTAL CRIMES AGAINST PROPERTY	1,209	2,065	1,321	1,468	1,567	1,465



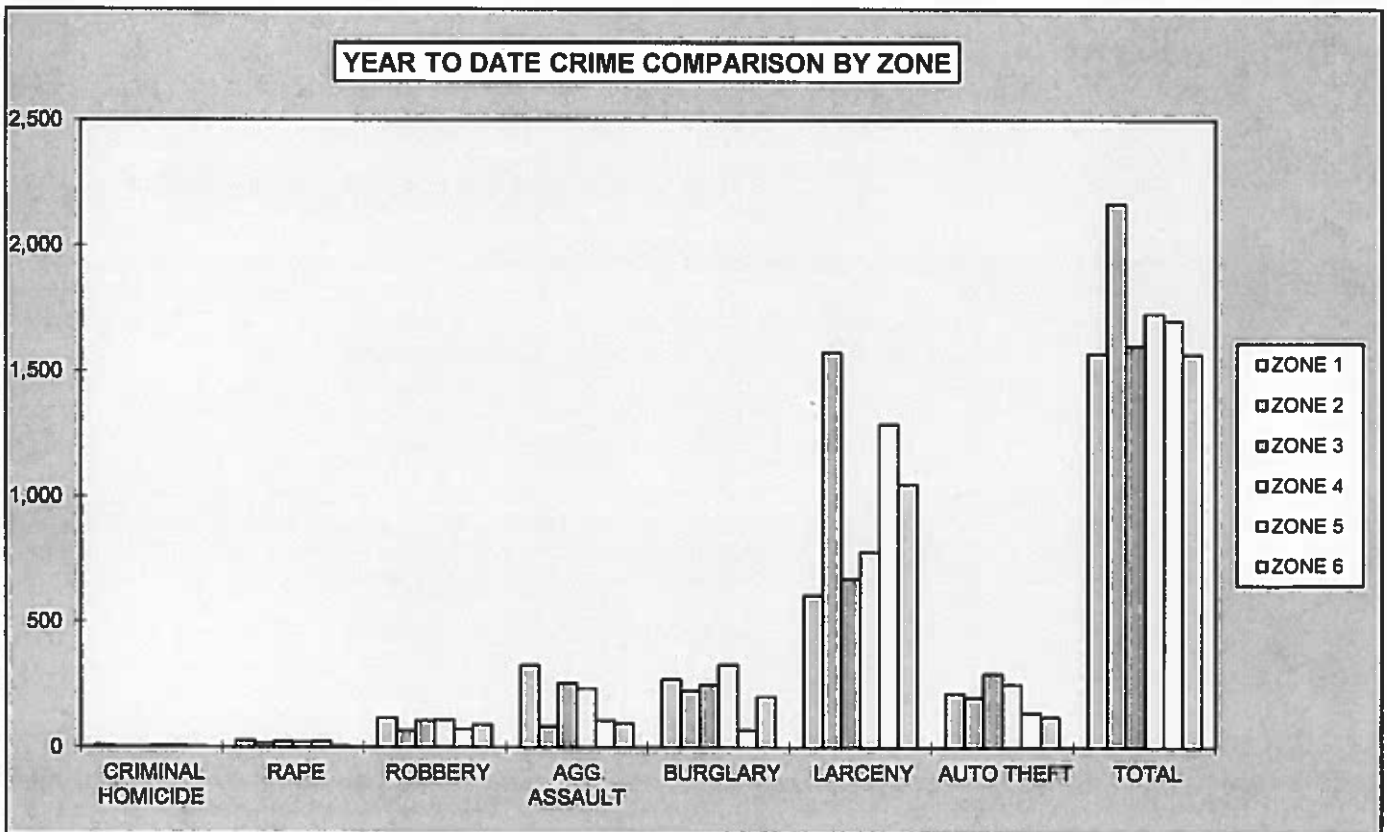
**2017
AREA BREAKDOWN**

MAY CRIME COMPARISON BY ZONE						
CRIME	ZONE 1	ZONE 2	ZONE 3	ZONE 4	ZONE 5	ZONE 6
CRIMINAL HOMICIDE	1	1	0	1	1	0
RAPE	2	2	1	2	6	1
ROBBERY	18	14	21	25	16	19
AGG. ASSAULT	83	24	64	62	25	38
BURGLARY	63	32	66	67	14	29
RESIDENCE	50	24	47	53	7	18
NON-RESIDENCE	13	8	19	14	7	11
LARCENY	118	386	159	198	336	212
POCKETPICKING	0	2	0	0	2	0
PURSE SNATCHING	3	2	4	2	5	2
SHOPLIFTING	20	67	21	25	30	40
FROM MOTOR VEHICLES	50	222	73	100	199	134
MOTOR VEH. PARTS/ACCESSORIES	9	14	9	11	12	3
BICYCLES	1	6	2	1	8	7
FROM BUILDINGS	11	33	14	15	47	7
FROM COIN OPERATED MACHINES	0	0	0	1	0	0
ALL OTHER	24	40	36	43	33	19
AUTO THEFT	44	42	58	54	36	22
TOTAL	329	501	369	409	434	321



**2017
YEAR TO DATE AREA BREAKDOWN**

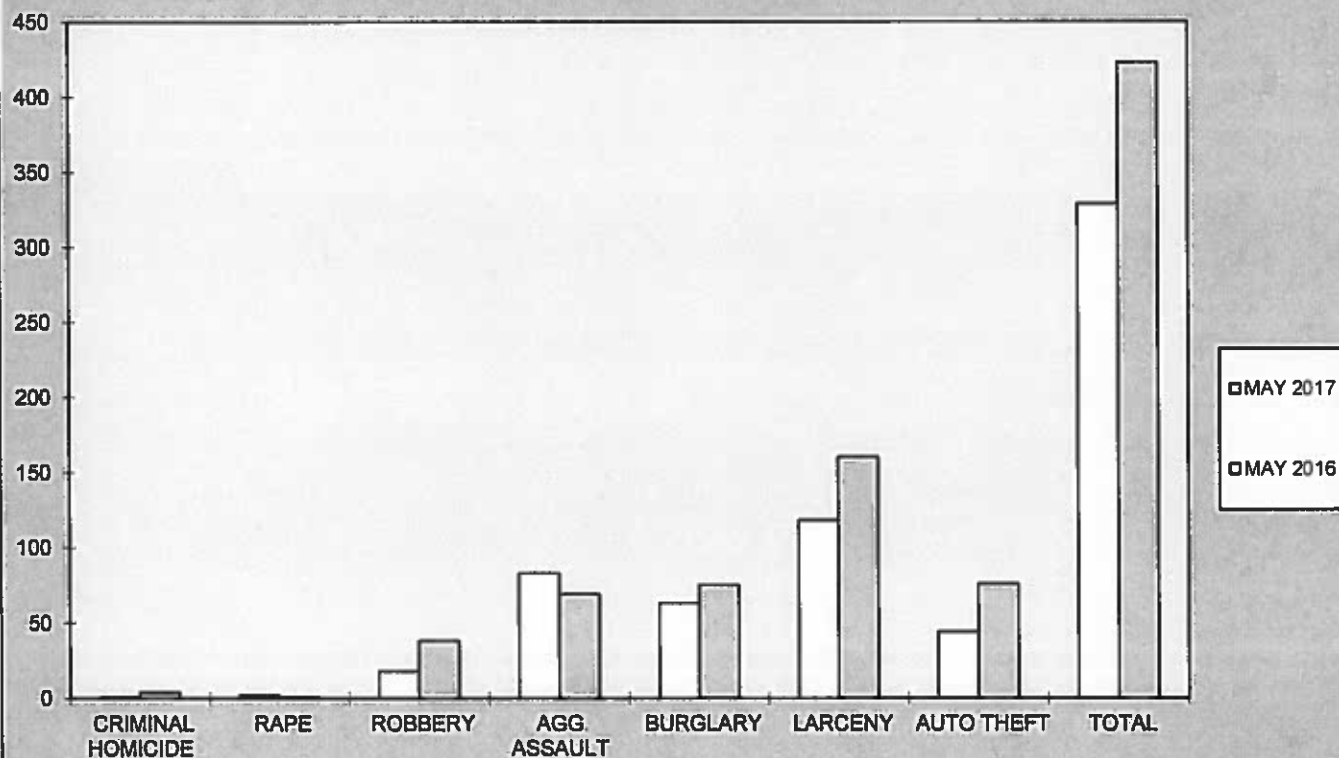
FIRST 5 MONTHS CRIME COMPARISON BY ZONE						
CRIME	ZONE 1	ZONE 2	ZONE 3	ZONE 4	ZONE 5	ZONE 6
CRIMINAL HOMICIDE	8	3	4	6	5	1
RAPE	27	15	21	19	21	5
ROBBERY	116	65	106	109	72	90
AGG. ASSAULT	327	83	256	235	108	96
BURGLARY	272	226	250	330	69	203
RESIDENCE	237	142	200	265	35	150
NON-RESIDENCE	35	84	50	65	34	53
LARCENY	605	1,575	671	777	1,288	1,050
POCKETPICKING	1	11	1	3	9	4
PURSE SNATCHING	17	8	15	14	22	8
SHOPLIFTING	86	354	52	115	113	195
FROM MOTOR VEHICLES	259	815	341	377	776	606
MOTOR VEH. PARTS/ACCESSORIES	69	44	69	51	38	24
BICYCLES	3	17	5	7	28	34
FROM BUILDINGS	60	157	58	65	175	50
FROM COIN OPERATED MACHINES	2	0	1	1	0	1
ALL OTHER	108	169	129	144	127	128
AUTO THEFT	216	199	294	252	138	122
TOTAL	1,571	2,166	1,602	1,728	1,701	1,567



**2017
MONTHLY CRIME COMPARISON**

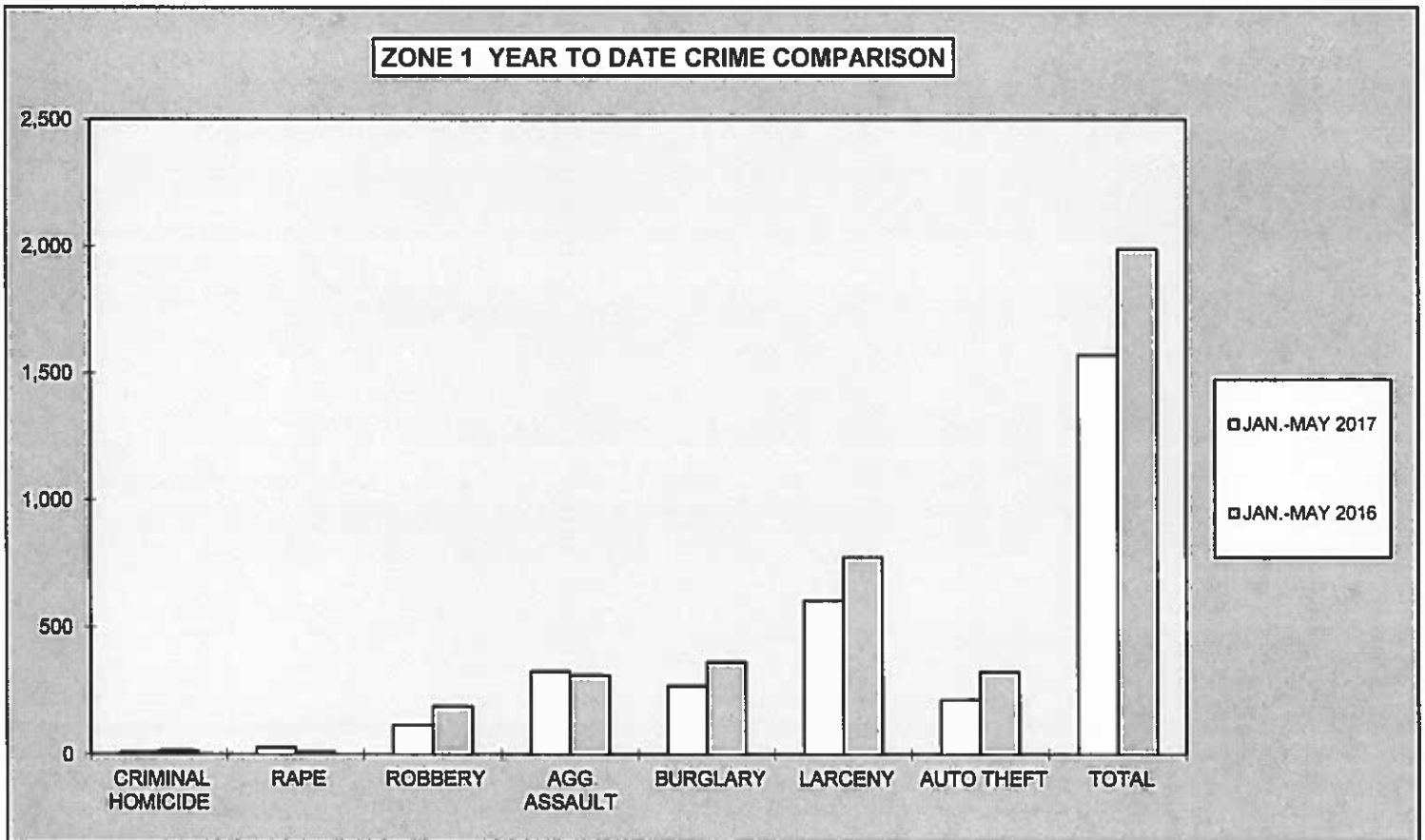
ZONE 1				
CRIME	MAY 2017	MAY 2016	# DIFFERENCE	% DIFFERENCE
CRIMINAL HOMICIDE	1	4	-3	-75%
RAPE	2	1	1	100%
ROBBERY	18	38	-20	-53%
AGG. ASSAULT	83	69	14	20%
BURGLARY	63	75	-12	-16%
RESIDENCE	50	67	-17	-25%
NON-RESIDENCE	13	8	5	63%
LARCENY	118	160	-42	-26%
POCKETPICKING	0	1	-1	-100%
PURSE SNATCHING	3	1	2	200%
SHOPLIFTING	20	24	-4	-17%
FROM MOTOR VEHICLES	50	83	-33	-40%
MOTOR VEH. PARTS/ACCESSORIES	9	10	-1	-10%
BICYCLES	1	1	0	0%
FROM BUILDINGS	11	15	-4	-27%
FROM COIN OPERATED MACHINES	0	0	0	0%
ALL OTHER	24	25	-1	-4%
AUTO THEFT	44	76	-32	-42%
TOTAL	329	423	-94	-22%

ZONE 1 MAY 2017 VS. MAY 2016 CRIME COMPARISON



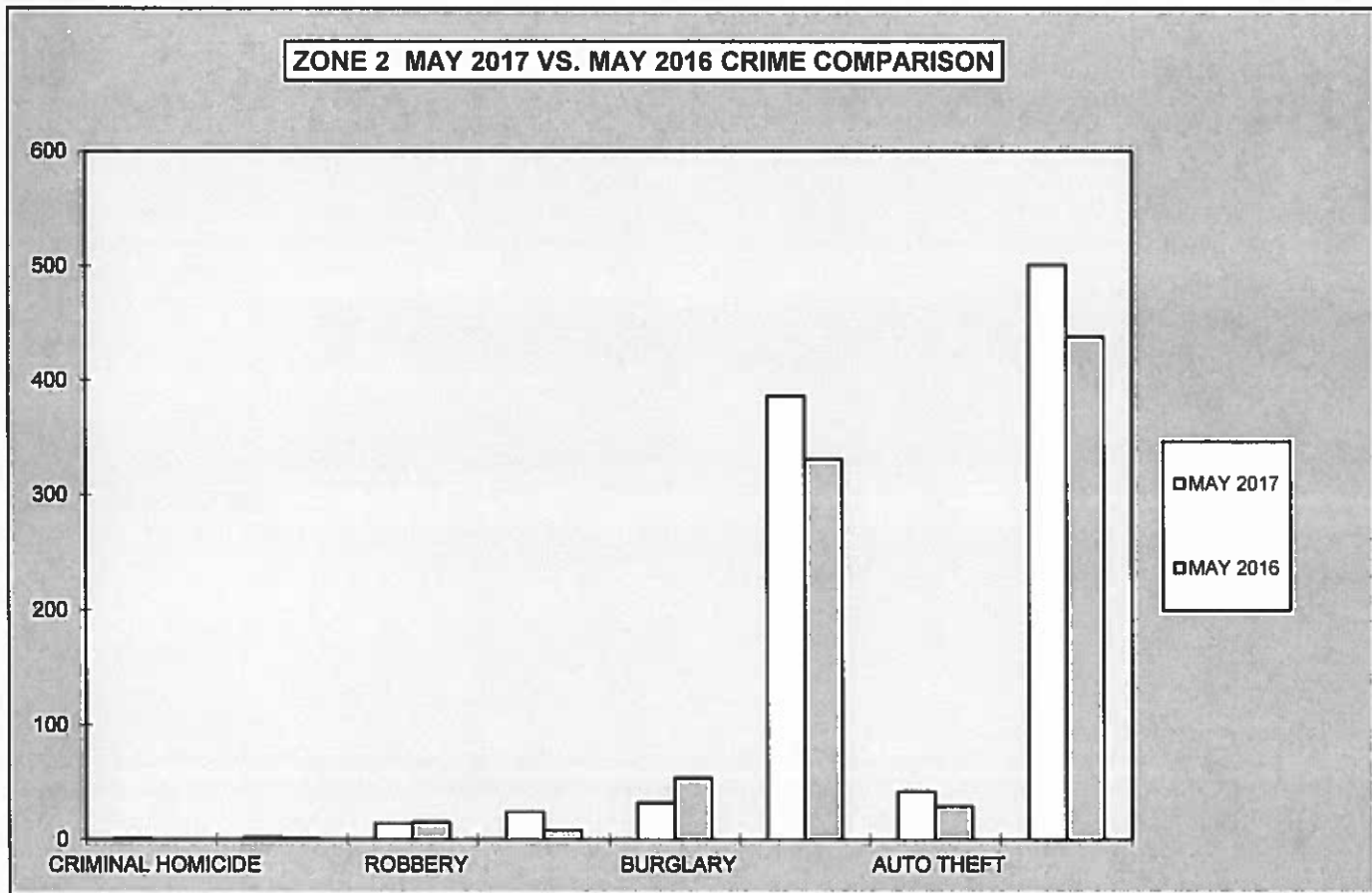
**2017
YEAR TO DATE CRIME COMPARISON**

ZONE 1				
CRIME	JAN.-MAY 2017	JAN.-MAY 2016	# DIFFERENCE	% DIFFERENCE
CRIMINAL HOMICIDE	8	15	-7	-47%
RAPE	27	10	17	170%
ROBBERY	116	189	-73	-39%
AGG. ASSAULT	327	313	14	4%
BURGLARY	272	364	-92	-25%
RESIDENCE	237	337	-100	-30%
NON-RESIDENCE	35	27	8	30%
LARCENY	605	773	-168	-22%
POCKETPICKING	1	4	-3	-75%
PURSE SNATCHING	17	17	0	0%
SHOPLIFTING	86	143	-57	-40%
FROM MOTOR VEHICLES	259	349	-90	-26%
MOTOR VEH. PARTS/ACCESSORIES	69	80	-11	-14%
BICYCLES	3	4	-1	-25%
FROM BUILDINGS	60	55	5	9%
FROM COIN OPERATED MACHINES	2	1	1	100%
ALL OTHER	108	120	-12	-10%
AUTO THEFT	216	324	-108	-33%
TOTAL	1,571	1,988	-417	-21%



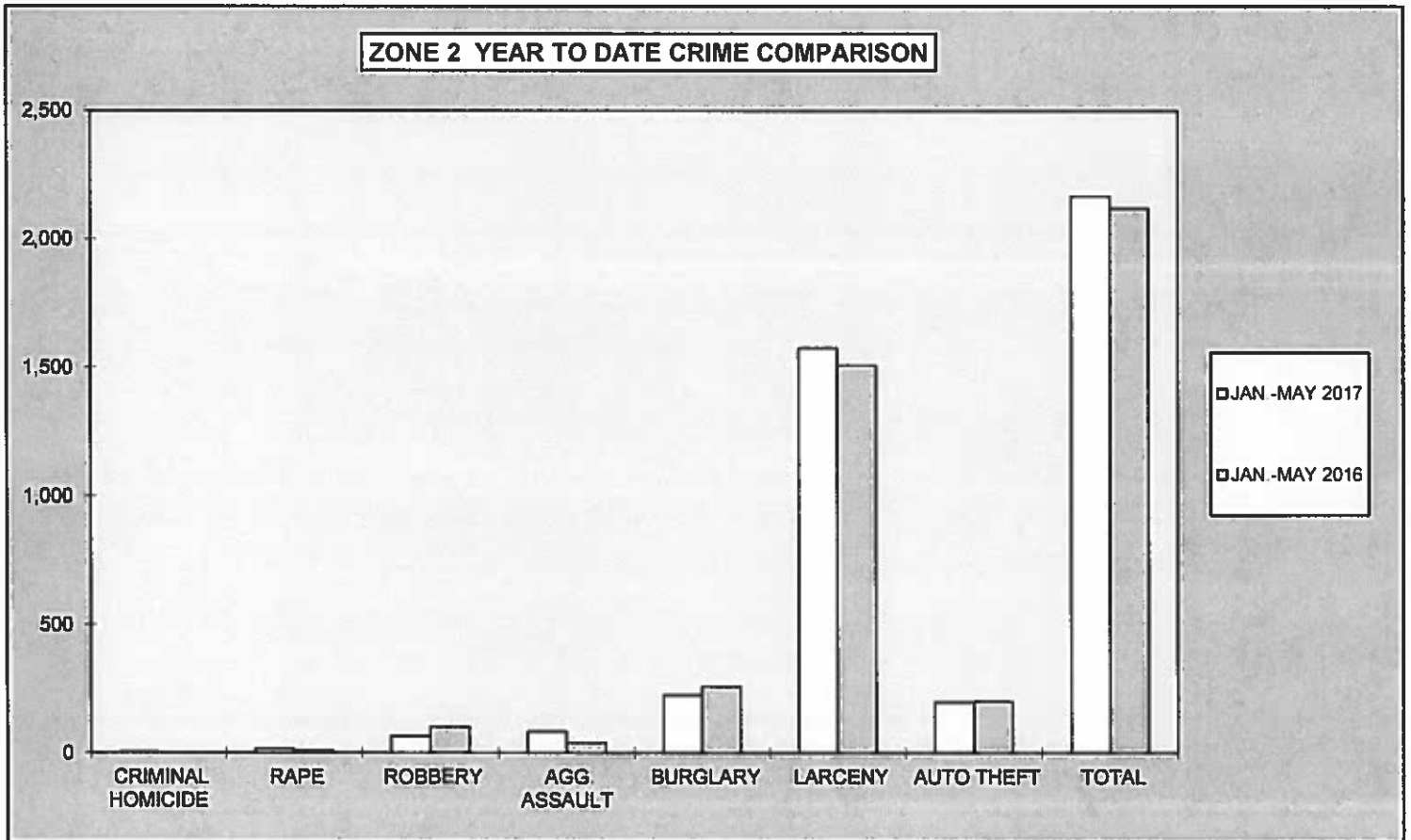
**2017
MONTHLY CRIME COMPARISON**

ZONE 2				
CRIME	MAY 2017	MAY 2016	# DIFFERENCE	% DIFFERENCE
CRIMINAL HOMICIDE	1	0	1	100%
RAPE	2	1	1	100%
ROBBERY	14	15	-1	-7%
AGG. ASSAULT	24	8	16	200%
BURGLARY	32	54	-22	-41%
RESIDENCE	24	37	-13	-35%
NON-RESIDENCE	8	17	-9	-53%
LARCENY	386	331	55	17%
POCKETPICKING	2	0	2	100%
PURSE SNATCHING	2	1	1	100%
SHOPLIFTING	67	87	-20	-23%
FROM MOTOR VEHICLES	222	167	55	33%
MOTOR VEH. PARTS/ACCESSORIES	14	12	2	17%
BICYCLES	6	4	2	50%
FROM BUILDINGS	33	27	6	22%
FROM COIN OPERATED MACHINES	0	0	0	0%
ALL OTHER	40	33	7	21%
AUTO THEFT	42	29	13	45%
TOTAL	501	438	63	14%



**2017
YEAR TO DATE CRIME COMPARISON**

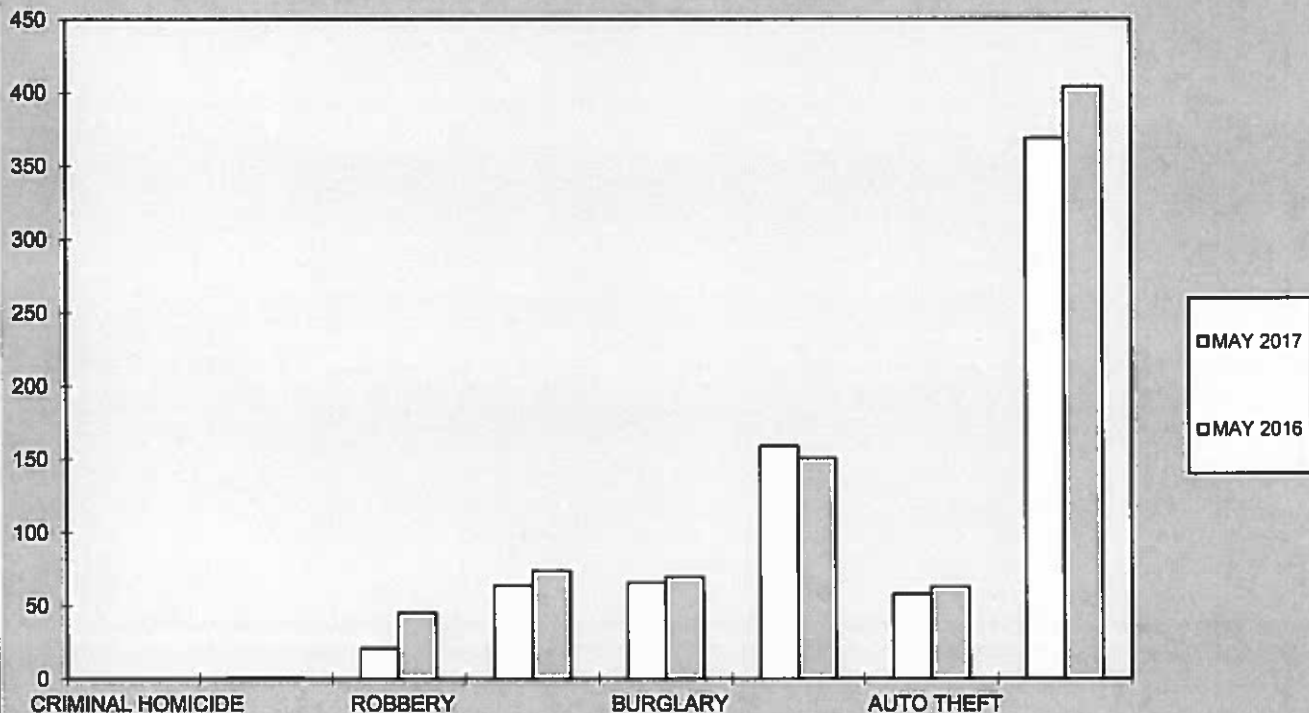
ZONE 2				
CRIME	JAN.-MAY 2017	JAN.-MAY 2016	# DIFFERENCE	% DIFFERENCE
CRIMINAL HOMICIDE	3	0	3	100%
RAPE	15	9	6	67%
ROBBERY	65	101	-36	-36%
AGG. ASSAULT	83	39	44	113%
BURGLARY	226	259	-33	-13%
RESIDENCE	142	155	-13	-8%
NON-RESIDENCE	84	104	-20	-19%
LARCENY	1,575	1,508	67	4%
POCKETPICKING	11	4	7	175%
PURSE SNATCHING	8	10	-2	-20%
SHOPLIFTING	354	410	-56	-14%
FROM MOTOR VEHICLES	815	747	68	9%
MOTOR VEH. PARTS/ACCESSORIES	44	60	-16	-27%
BICYCLES	17	11	6	55%
FROM BUILDINGS	157	128	29	23%
FROM COIN OPERATED MACHINES	0	0	0	0%
ALL OTHER	169	138	31	22%
AUTO THEFT	199	202	-3	-1%
TOTAL	2,166	2,118	48	2%



**2017
MONTHLY CRIME COMPARISON**

ZONE 3				
CRIME	MAY 2017	MAY 2016	# DIFFERENCE	% DIFFERENCE
CRIMINAL HOMICIDE	0	0	0	0%
RAPE	1	1	0	0%
ROBBERY	21	45	-24	-53%
AGG. ASSAULT	64	74	-10	-14%
BURGLARY	66	70	-4	-6%
RESIDENCE	47	57	-10	-18%
NON-RESIDENCE	19	13	6	46%
LARCENY	159	151	8	5%
POCKETPICKING	0	0	0	0%
PURSE SNATCHING	4	3	1	33%
SHOPLIFTING	21	14	7	50%
FROM MOTOR VEHICLES	73	75	-2	-3%
MOTOR VEH. PARTS/ACCESSORIES	9	24	-15	-63%
BICYCLES	2	1	1	100%
FROM BUILDINGS	14	8	6	75%
FROM COIN OPERATED MACHINES	0	2	-2	-100%
ALL OTHER	36	24	12	50%
AUTO THEFT	58	63	-5	-8%
TOTAL	369	404	-35	-9%

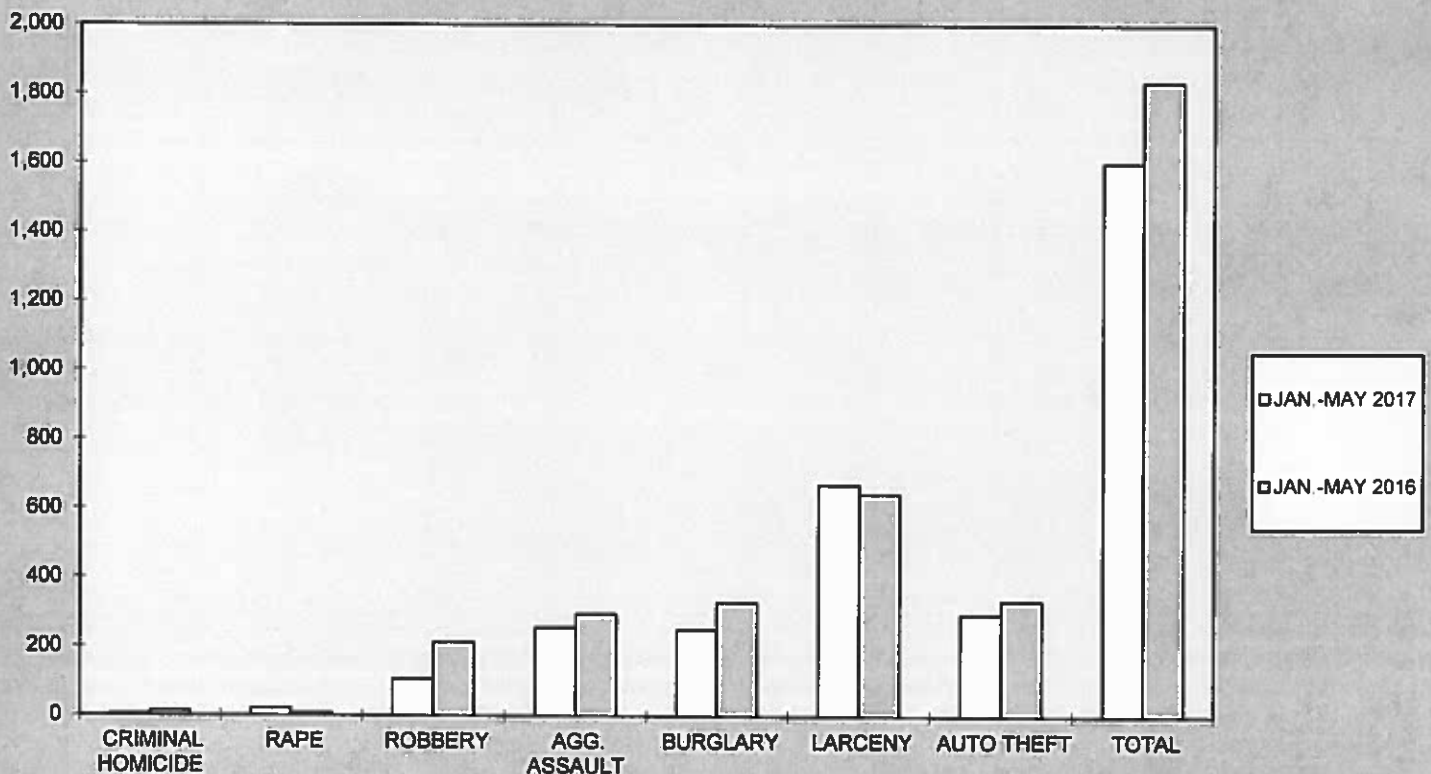
ZONE 3 MAY 2017 VS. MAY 2016 CRIME COMPARISON



**2017
YEAR TO DATE CRIME COMPARISON**

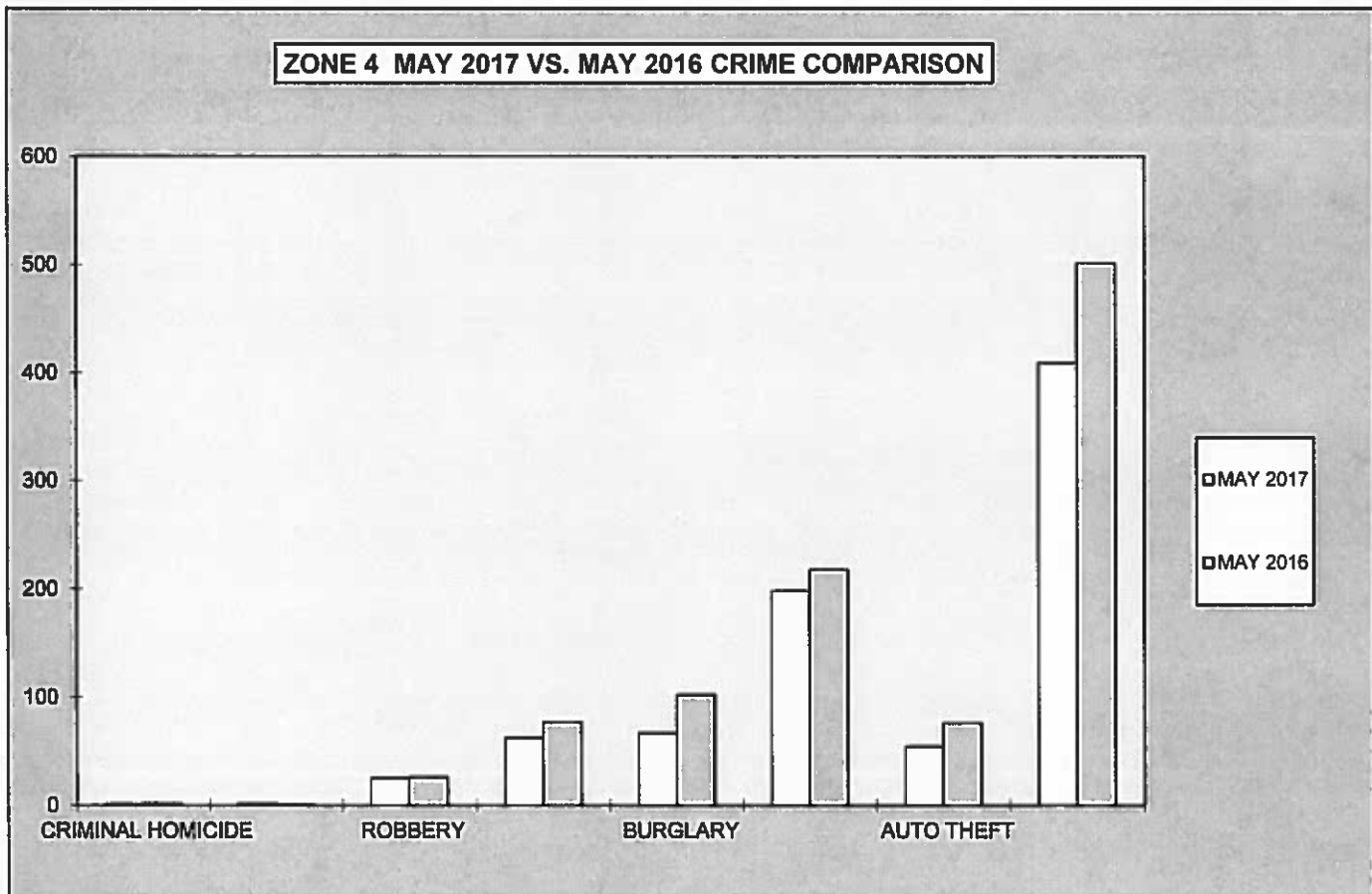
ZONE 3				
CRIME	JAN.-MAY 2017	JAN.-MAY 2016	# DIFFERENCE	% DIFFERENCE
CRIMINAL HOMICIDE	4	13	-9	-69%
RAPE	21	7	14	200%
ROBBERY	106	213	-107	-50%
AGG. ASSAULT	256	295	-39	-13%
BURGLARY	250	330	-80	-24%
RESIDENCE	200	276	-76	-28%
NON-RESIDENCE	50	54	-4	-7%
LARCENY	671	644	27	4%
POCKETPICKING	1	2	-1	-50%
PURSE SNATCHING	15	16	-1	-6%
SHOPLIFTING	52	83	-31	-37%
FROM MOTOR VEHICLES	341	295	46	16%
MOTOR VEH. PARTS/ACCESSORIES	69	87	-18	-21%
BICYCLES	5	6	-1	-17%
FROM BUILDINGS	58	47	11	23%
FROM COIN OPERATED MACHINES	1	6	-5	-83%
ALL OTHER	129	102	27	26%
AUTO THEFT	294	334	-40	-12%
TOTAL	1,602	1,836	-234	-13%

ZONE 3 YEAR TO DATE CRIME COMPARISON



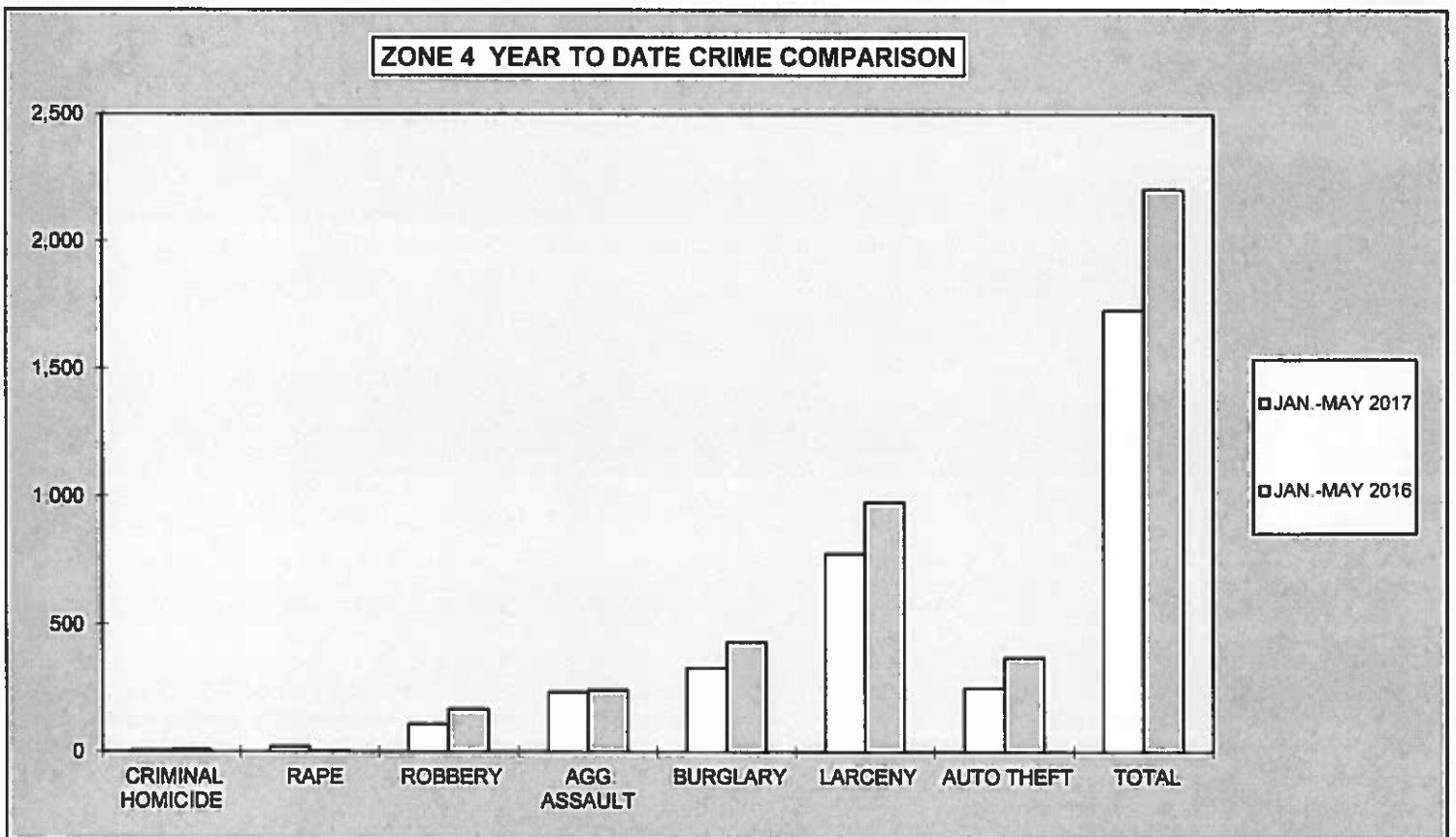
**2017
MONTHLY CRIME COMPARISON**

ZONE 4				
CRIME	MAY 2017	MAY 2016	# DIFFERENCE	% DIFFERENCE
CRIMINAL HOMICIDE	1	2	-1	-50%
RAPE	2	1	1	100%
ROBBERY	25	26	-1	-4%
AGG. ASSAULT	62	77	-15	-19%
BURGLARY	67	102	-35	-34%
RESIDENCE	53	89	-36	-40%
NON-RESIDENCE	14	13	1	8%
LARCENY	198	217	-19	-9%
POCKETPICKING	0	2	-2	-100%
PURSE SNATCHING	2	3	-1	-33%
SHOPLIFTING	25	35	-10	-29%
FROM MOTOR VEHICLES	100	117	-17	-15%
MOTOR VEH. PARTS/ACCESSORIES	11	10	1	10%
BICYCLES	1	2	-1	-50%
FROM BUILDINGS	15	17	-2	-12%
FROM COIN OPERATED MACHINES	1	0	1	100%
ALL OTHER	43	31	12	39%
AUTO THEFT	54	76	-22	-29%
TOTAL	409	501	-92	-18%



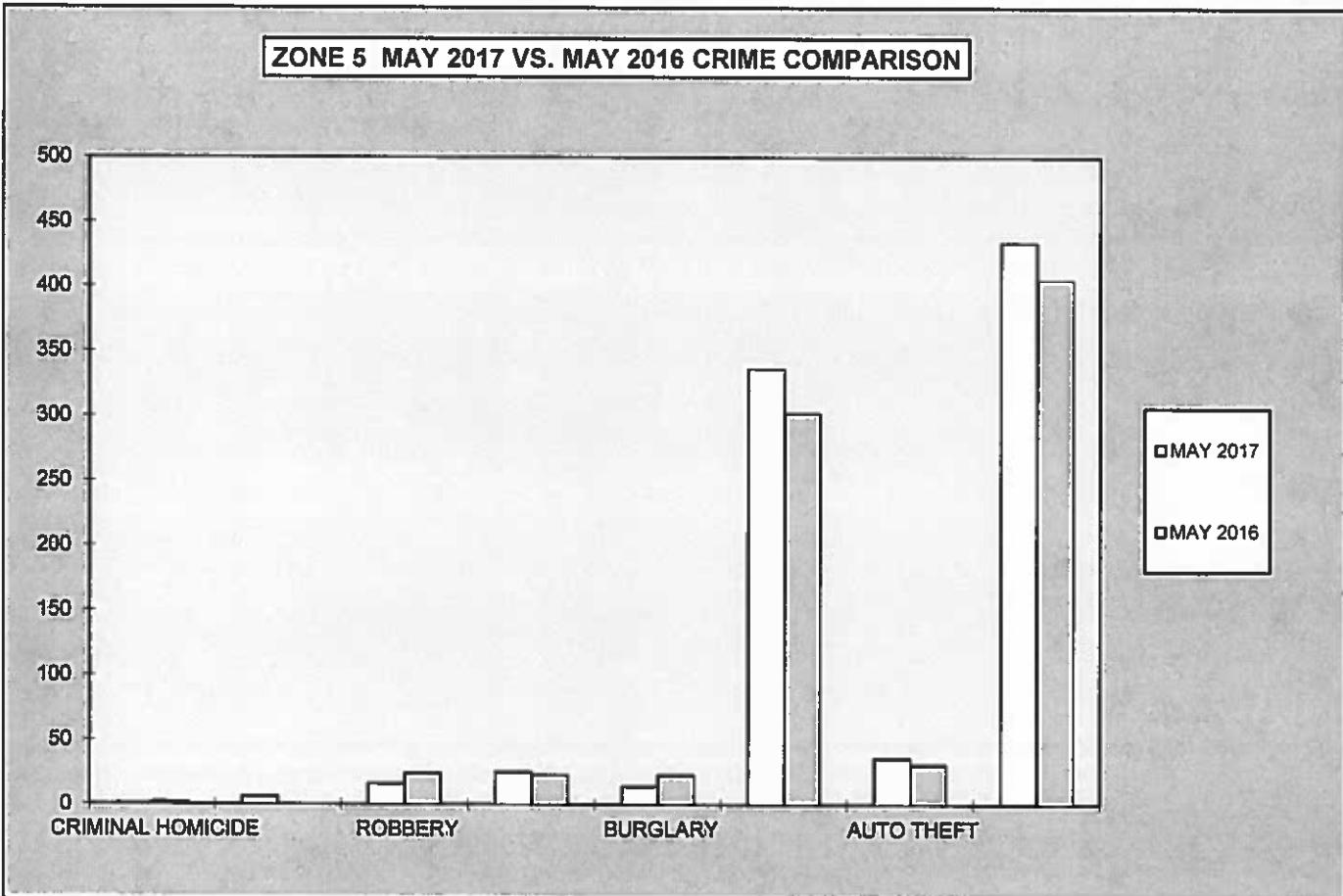
**2017
YEAR TO DATE CRIME COMPARISON**

ZONE 4				
CRIME	JAN.-MAY 2017	JAN.-MAY 2016	# DIFFERENCE	% DIFFERENCE
CRIMINAL HOMICIDE	6	8	-2	-25%
RAPE	19	4	15	375%
ROBBERY	109	168	-59	-35%
AGG. ASSAULT	235	244	-9	-4%
BURGLARY	330	432	-102	-24%
RESIDENCE	265	369	-104	-28%
NON-RESIDENCE	65	63	2	3%
LARCENY	777	976	-199	-20%
POCKETPICKING	3	10	-7	-70%
PURSE SNATCHING	14	24	-10	-42%
SHOPLIFTING	115	138	-23	-17%
FROM MOTOR VEHICLES	377	509	-132	-26%
MOTOR VEH. PARTS/ACCESSORIES	51	69	-18	-26%
BICYCLES	7	8	-1	-13%
FROM BUILDINGS	65	76	-11	-14%
FROM COIN OPERATED MACHINES	1	3	-2	-67%
ALL OTHER	144	139	5	4%
AUTO THEFT	252	372	-120	-32%
TOTAL	1,728	2,204	-476	-22%



**2017
MONTHLY CRIME COMPARISON**

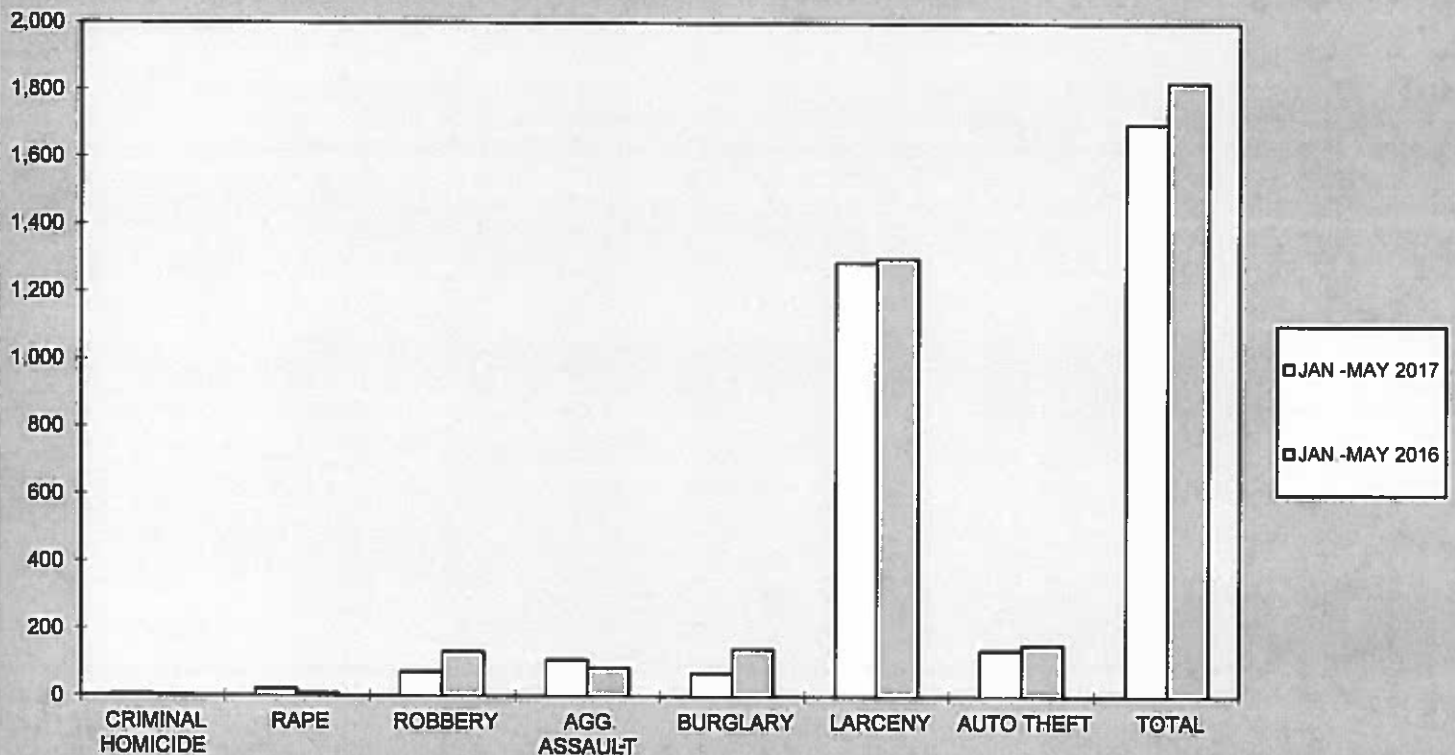
ZONE 5				
CRIME	MAY 2017	MAY 2016	# DIFFERENCE	% DIFFERENCE
CRIMINAL HOMICIDE	1	2	-1	-50%
RAPE	6	0	6	100%
ROBBERY	16	24	-8	-33%
AGG. ASSAULT	25	23	2	9%
BURGLARY	14	23	-9	-39%
RESIDENCE	7	12	-5	-42%
NON-RESIDENCE	7	11	-4	-36%
LARCENY	336	302	34	11%
POCKETPICKING	2	2	0	0%
PURSE SNATCHING	5	7	-2	-29%
SHOPLIFTING	30	35	-5	-14%
FROM MOTOR VEHICLES	199	173	26	15%
MOTOR VEH. PARTS/ACCESSORIES	12	11	1	9%
BICYCLES	8	14	-6	-43%
FROM BUILDINGS	47	35	12	34%
FROM COIN OPERATED MACHINES	0	0	0	0%
ALL OTHER	33	25	8	32%
AUTO THEFT	36	31	5	16%
TOTAL	434	405	29	7%



**2017
YEAR TO DATE CRIME COMPARISON**

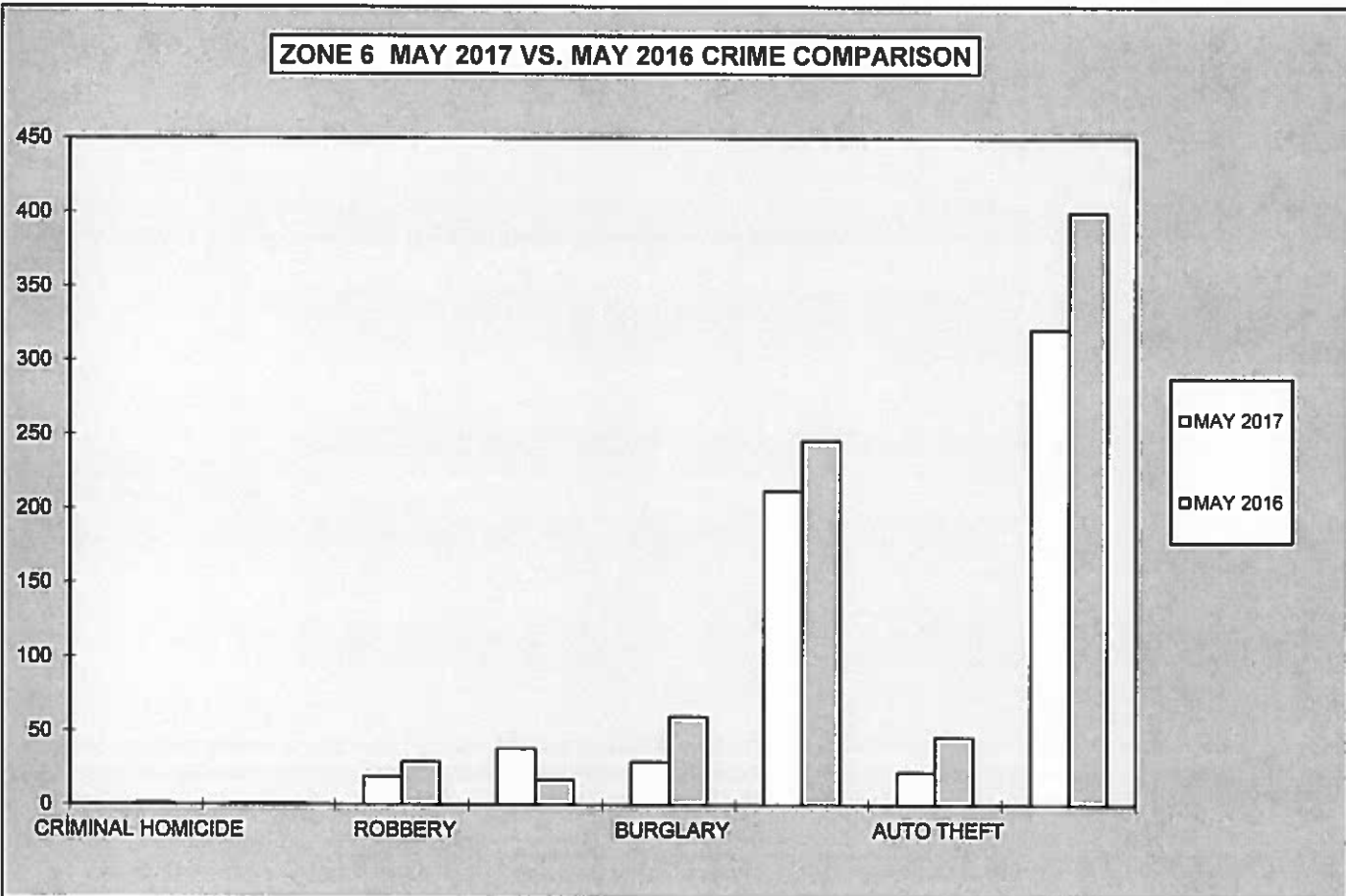
ZONE 5				
CRIME	JAN.-MAY 2017	JAN.-MAY 2016	# DIFFERENCE	% DIFFERENCE
CRIMINAL HOMICIDE	5	3	2	67%
RAPE	21	8	13	163%
ROBBERY	72	132	-60	-45%
AGG. ASSAULT	108	85	23	27%
BURGLARY	69	142	-73	-51%
RESIDENCE	35	73	-38	-52%
NON-RESIDENCE	34	69	-35	-51%
LARCENY	1,288	1,301	-13	-1%
POCKETPICKING	9	9	0	0%
PURSE SNATCHING	22	27	-5	-19%
SHOPLIFTING	113	129	-16	-12%
FROM MOTOR VEHICLES	776	768	8	1%
MOTOR VEH. PARTS/ACCESSORIES	38	69	-31	-45%
BICYCLES	28	47	-19	-40%
FROM BUILDINGS	175	145	30	21%
FROM COIN OPERATED MACHINES	0	1	-1	-100%
ALL OTHER	127	106	21	20%
AUTO THEFT	138	153	-15	-10%
TOTAL	1,701	1,824	-123	-7%

ZONE 5 YEAR TO DATE CRIME COMPARISON



**2017
MONTHLY CRIME COMPARISON**

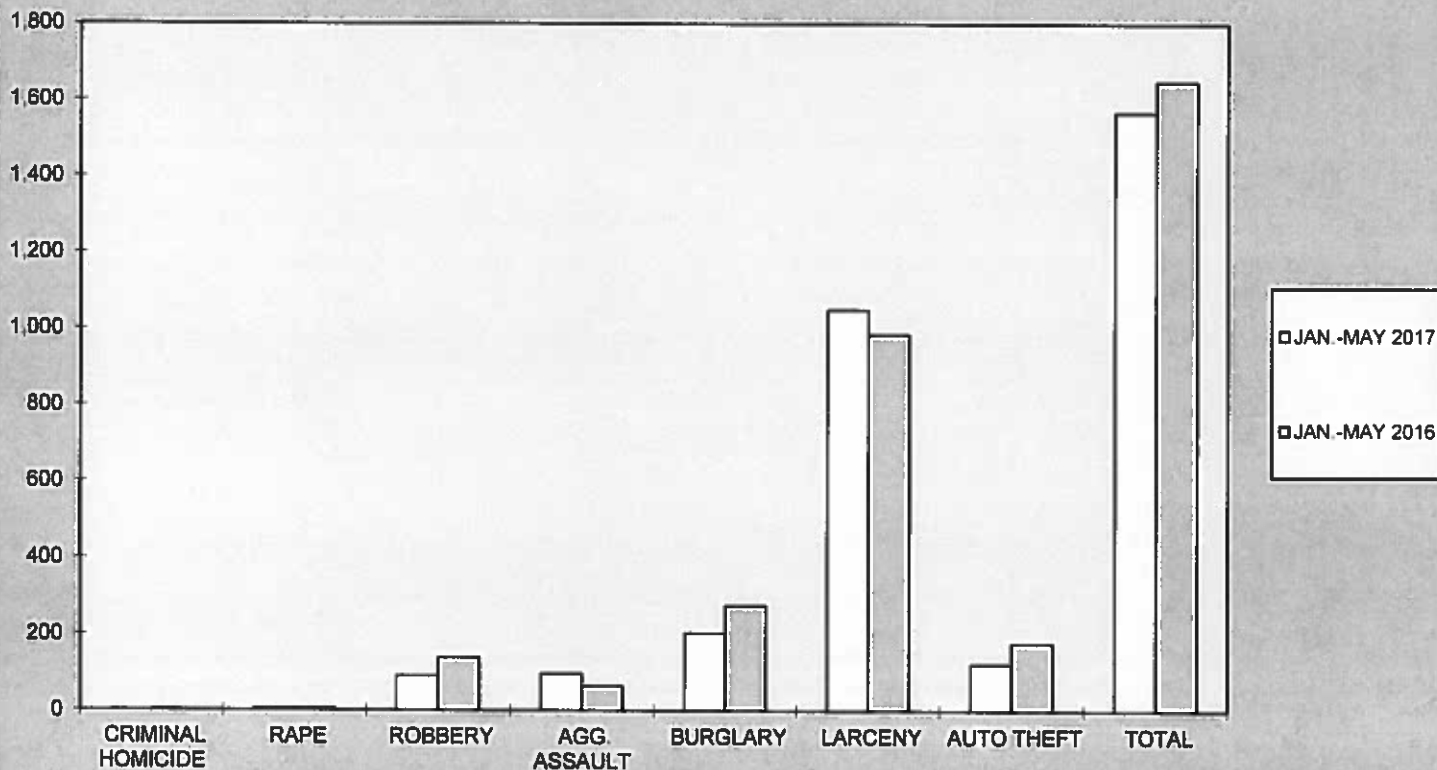
ZONE 6				
CRIME	MAY 2017	MAY 2016	# DIFFERENCE	% DIFFERENCE
CRIMINAL HOMICIDE	0	1	-1	-100%
RAPE	1	1	0	0%
ROBBERY	19	29	-10	-34%
AGG. ASSAULT	38	17	21	124%
BURGLARY	29	60	-31	-52%
RESIDENCE	18	42	-24	-57%
NON-RESIDENCE	11	18	-7	-39%
LARCENY	212	246	-34	-14%
POCKETPICKING	0	1	-1	-100%
PURSE SNATCHING	2	4	-2	-50%
SHOPLIFTING	40	37	3	8%
FROM MOTOR VEHICLES	134	127	7	6%
MOTOR VEH. PARTS/ACCESSORIES	3	14	-11	-79%
BICYCLES	7	16	-9	-56%
FROM BUILDINGS	7	18	-11	-61%
FROM COIN OPERATED MACHINES	0	1	-1	-100%
ALL OTHER	19	28	-9	-32%
AUTO THEFT	22	46	-24	-52%
TOTAL	321	400	-79	-20%



**2017
YEAR TO DATE CRIME COMPARISON**

ZONE 6					
CRIME	JAN.-MAY 2017	JAN.-MAY 2016	# DIFFERENCE	% DIFFERENCE	
CRIMINAL HOMICIDE	1	2	-1	-50%	
RAPE	5	6	-1	-17%	
ROBBERY	90	138	-48	-35%	
AGG. ASSAULT	96	64	32	50%	
BURGLARY	203	276	-73	-26%	
RESIDENCE	150	200	-50	-25%	
NON-RESIDENCE	53	76	-23	-30%	
LARCENY	1,050	985	65	7%	
POCKETPICKING	4	3	1	33%	
PURSE SNATCHING	8	13	-5	-38%	
SHOPLIFTING	195	173	22	13%	
FROM MOTOR VEHICLES	606	537	69	13%	
MOTOR VEH. PARTS/ACCESSORIES	24	50	-26	-52%	
BICYCLES	34	49	-15	-31%	
FROM BUILDINGS	50	63	-13	-21%	
FROM COIN OPERATED MACHINES	1	1	0	0%	
ALL OTHER	128	96	32	33%	
AUTO THEFT	122	177	-55	-31%	
TOTAL	1,567	1,648	-81	-5%	

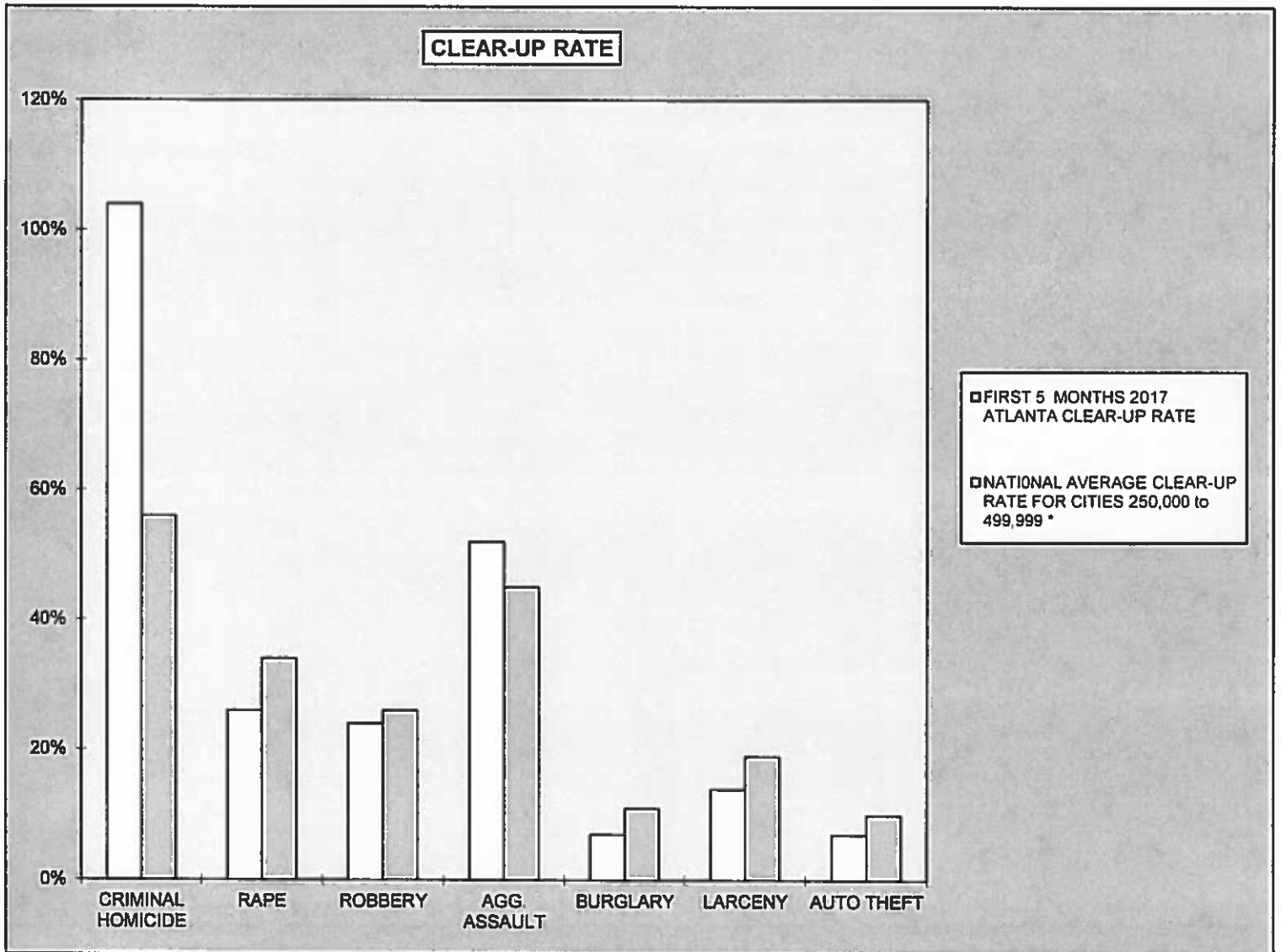
ZONE 6 YEAR TO DATE CRIME COMPARISON



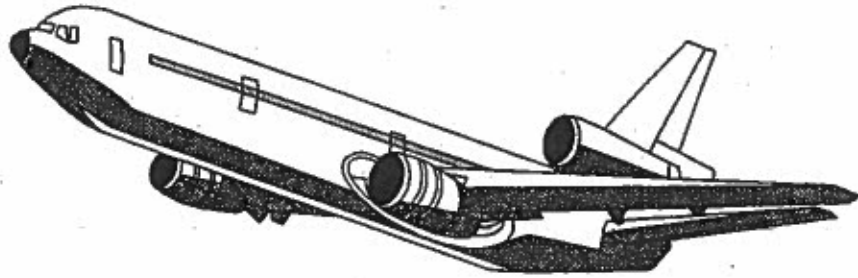
**2017
CRIME COMPARISON
CLEAR-UP RATE**

CRIME	FIRST 5 MONTHS 2017 ATLANTA CLEAR-UP RATE	NATIONAL AVERAGE CLEAR-UP RATE FOR CITIES 250,000 to 499,999 *
CRIMINAL HOMICIDE	104%	56%
RAPE	26%	34%
ROBBERY	24%	26%
AGG. ASSAULT	52%	45%
BURGLARY	7%	11%
LARCENY	14%	19%
AUTO THEFT	7%	10%

* National Average for Cities 250,000 to 499,999 Based on Latest Annual (2015) FBI Uniform Crime Report



APD



The Atlanta Airport
UNIFORM CRIME REPORTING



MAY 2017

SUPPORT SERVICES DIVISION
INFORMATION SERVICES SECTION

RETURN A - MONTHLY RETURN OF OFFENSES KNOWN TO THE POLICE

1-720b (Rev. 8-30-94)
OMB No. 1110-0001

This report is authorized by law Title 28, Section 534, U.S. Code. While you are not required to respond, your cooperation in forwarding this report by the 7th day after the close of the month to Uniform Crime Reports, Federal Bureau of Investigation, Washington, D.C. 20535, will assist in compiling comprehensive, accurate national crime figures on a timely basis.

1	2	3	4	5	6	
CLASSIFICATION OF OFFENSES	DATA ENTRY	OFFENSES REPORTED OR KNOWN TO POLICE (INCLUDE "UNFOUNDED" AND ATTEMPTS)	UNFOUNDED, I.E., FALSE OR BASELESS COMPLAINTS	NUMBER OF ACTUAL OFFENSES (COLUMN 2 MINUS COLUMN 3) INCLUDE ATTEMPTS	TOTAL OFFENSES CLEARED BY ARREST OR EXCEPTIONAL MEANS (INCLUDES COL. 6)	NUMBER OF CLEARANCES INVOLVING ONLY PERSONS UNDER 18 YEARS OF AGE
1. CRIMINAL HOMICIDE						
a. MURDER AND NONNEGLIGENT HOMICIDE	11	0	0	0	0	
b. MANSLAUGHTER BY NEGLIGENCE	12					
2. FORCIBLE RAPE TOTAL	20	0	0	0	0	
a. Rape by Force	21	0	0	0	0	
b. Attempts to commit Forcible Rape	22	0	0	0	0	
3. ROBBERY TOTAL	30	0	0	0	0	
a. Firearm	31	0	0	0	0	
b. Knife or Cutting Instrument	32	0	0	0	0	
c. Other Dangerous Weapon	33	0	0	0	0	
d. Strong-Arm (Hands, Fists, Feet, etc.)	34	0	0	0	0	
4. ASSAULT TOTAL	40	5	0	5	3	
a. Firearm	41	0	0	0	0	
b. Knife or cutting instrument	42	0	0	0	0	
c. Other Dangerous Weapon	43	0	0	0	0	
d. Strong-Arm	44	0	0	0	0	
e. Other Assaults - Simple, Not Aggravated	45	5	0	5	3	
5. BURGLARY TOTAL	50	0	0	0	0	
a. Forcible Entry	51	0	0	0	0	
b. Unlawful Entry - No Force	52	0	0	0	0	
c. Attempted Forcible Entry	53	0	0	0	0	
6. LARCENY THEFT TOTAL (except Motor Vehicle Theft)	60	37	0	37	3	
7. MOTOR VEHICLE THEFT TOTAL	70	10	0	10	3	
a. Autos	71	10	0	10	3	
b. Trucks and Buses	72	0	0	0	0	
c. Other Vehicles	73	0	0	0	0	
GRAND TOTAL	77	52	0	52	9	

CHECKING ANY OF THE APPROPRIATE BLOCKS BELOW WILL ELIMINATE YOUR NEED TO SUBMIT REPORTS WHEN THE VALUES ARE ZERO. THIS WILL ALSO AID THE NATIONAL PROGRAM IN ITS QUALITY CONTROL EFFORTS.

- NO SUPPLEMENTARY HOMICIDE REPORT SUBMITTED SINCE NO MURDERS, JUSTIFIABLE HOMICIDES, OR MANSLAUGHTER BY NEGLIGENCE OCCURRED IN THIS JURISDICTION DURING THE MONTH.
- NO SUPPLEMENT TO RETURN A REPORT SINCE NO CRIME OFFENSES OR RECOVERY OF PROPERTY REPORTED DURING THE MONTH.
- NO LAW ENFORCEMENT OFFICERS KILLED OR ASSAULTED REPORT SINCE NONE OF THE OFFICERS WERE ASSAULTED OR KILLED DURING THE MONTH.

- NO AGE, SEX, AND RACE OF PERSONS ARRESTED UNDER 18 YEARS OF AGE REPORT SINCE NO ARRESTS OF PERSONS WITHIN THIS AGE GROUP.
- NO AGE, SEX, AND RACE OF PERSONS ARRESTED 18 YEARS OF AGE AND OVER REPORT SINCE NO ARRESTS OF PERSONS WITHIN THIS AGE GROUP.
- NO MONTHLY RETURN OF ARSON OFFENSES KNOWN TO LAW ENFORCEMENT REPORT SINCE NO ARSONS OCCURRED.

DO NOT USE THIS SPACE

	INITIALS
RECORDED	
EDITED	
ENTERED	
ADJUSTED	
CHECKED	

* TOTALS INCLUDE PREVIOUS OFFENSES

MAY 2017

Month and Year of Report

GA 060240X

Agency Identifier

JUNE 13, 2017

Date

ATLANTA AIRPORT POLICE - GEORGIA

Agency and State

L. J. [Signature] **LIEUTENANT**
Prepared by [Signature] **CHIEF**

Chief, Commissioner, Sheriff, or Superintendent

PROPERTY STOLEN BY CLASSIFICATION

CLASSIFICATION	DATA ENTRY	Number of Actual (Column 4)	Offenses Return A)	Monetary Value of Property Stolen
1. MURDER AND NONNEGLIGENT MANSLAUGHTER	12		0	\$ 0.00
2. FORCIBLE RAPE	20		0	\$ 0.00
3. ROBBERY				
(a) HIGHWAY (streets, alleys, etc.)	31		0	0.00
(b) COMMERCIAL HOUSE (except c, d, and f)	32		0	0.00
(c) GAS OR SERVICE STATION	33		0	0.00
(d) CONVENIENCE STORE	34		0	0.00
(e) RESIDENCE (anywhere on premises)	35		0	0.00
(f) BANK	36		0	0.00
(g) MISCELLANEOUS	37		0	0.00
TOTAL ROBBERY	30		0	\$ 0.00
5. BURGLARY - BREAKING OR ENTERING				
(a) RESIDENCE (dwelling)				
(1) NIGHT (6 p.m. - 6 a.m.)	51		0	0.00
(2) DAY (6 a.m. - 6 p.m.)	52		0	0.00
(3) UNKNOWN	53		0	0.00
(b) NON-RESIDENCE (store, office, etc.)				
(1) NIGHT (6 p.m. - 6 a.m.)	54		0	0.00
(2) DAY (6 a.m. - 6 p.m.)	55		0	0.00
(3) UNKNOWN	56		0	0.00
TOTAL BURGLARY	50		0	\$ 0.00
6. LARCENY - THEFT (Except Motor Vehicle Theft)				
(a) \$200 AND OVER	61		18	30,315.00
(b) \$50 TO \$200	62		6	620.00
(c) UNDER \$50	63		13	7.00
TOTAL LARCENY (Same as Item 6X)	60		37	\$ 30,942.00
7. MOTOR VEHICLE THEFT (Include Alleged Joy Ride)	70		10	\$ 149,003.00
GRAND TOTAL - ALL ITEMS	77			\$ 179,945.00
ADDITIONAL ANALYSIS OF LARCENY AND MOTOR VEHICLE THEFT				
6X. NATURE OF LARCENIES UNDER ITEM 6				
(a) POCKET-PICKING	81		0	0.00
(b) PURSE-SNATCHING	82		0	0.00
(c) SHOPLIFTING	83		6	3,133.00
(d) FROM MOTOR VEHICLES (except e)	84		1	55.00
(e) MOTOR VEHICLE PARTS AND ACCESSORIES	85		0	0.00
(f) BICYCLES	86		0	0.00
(g) FROM BUILDING (except c and h)	87		3	2.00
(h) FROM ANY COIN-OPERATED MACHINES (parking meters, etc.)	88		0	0.00
(i) ALL OTHER	89		27	27,752.00
TOTAL LARCENIES (Same as Item 6)	80		37	\$ 30,942.00
7X. MOTOR VEHICLES RECOVERED				
(a) STOLEN LOCALLY AND RECOVERED LOCALLY	91		3	
(b) STOLEN LOCALLY AND RECOVERED BY OTHER JURISDICTIONS	92		3	
(c) TOTAL LOCALLY STOLEN MOTOR VEHICLES RECOVERED (a & b)	93		6	
(d) STOLEN IN OTHER JURISDICTIONS AND RECOVERED LOCALLY	90		5	

SUPPLEMENT TO RETURN A
MONTHLY RETURN OF OFFENSES KNOWN TO THE POLICE

1-706 (Rev.8-30-94)
Form Approved
OMB No. 1110-0007

This report is authorized by law, Title 28, Section 534, U. S. Code. While you are not required to respond, your cooperation in submitting this report with the Return A will assist the FBI in compiling comprehensive, accurate figures on a timely basis.

This form deals with the nature of crime and the monetary value of property stolen and recovered. The total offenses recorded on the form should be the same as the number of actual offenses listed in Column 4 of the Return A for each crime class. Include attempted crimes on this form, but do not include unfounded offenses. If you cannot complete the report in all areas, please record as much information as is available. Tally sheets will be sent upon request.

PROPERTY BY TYPE AND VALUE

Type of Property (1)	Data Entry	Monetary Value of Property Stolen in Your Jurisdiction	
		Stolen (2)	Recovered (3)
(A) Currency, Notes, Etc.	01	\$ 1,515.00	\$ 0.00
(B) Jewelry and Precious Metals	02	1,510.00	0.00
(C) Clothing and Furs	03	921.00	0.00
(D) Locally Stolen Motor Vehicles	04	149,003.00	57,002.00
(E) Office Equipment	05	1,450.00	0.00
(F) Televisions, Radios, Stereos, Etc.	06	19,341.00	0.00
(G) Firearms	07	0.00	0.00
(H) Household Goods	08	607.00	0.00
(I) Consumable Goods	09	0.00	0.00
(J) Livestock	10	0.00	0.00
(K) Miscellaneous	11	5,598.00	0.00
TOTAL	00	\$ 179,945.00	\$ 57,002.00

The total of this column should agree with the Grand Total (DATA ENTRY 77) shown on page 2.

Include in this column all property recovered even though stolen in prior months. The above is an accounting for only that property stolen in your jurisdiction. This will include property recovered for you by other jurisdictions, but not property you recover for them.

JUNE 13, 2017
DATE

L. H. ... LIEUTENANT
PREPARED BY TITLE

J. SHIELDS CHIEF
CHIEF, COMMISSIONER, SHERIFF OR SUPERINTENDENT

MAY 2017
Month and Year of Report

GA 060240X
Agency Identifier

ATLANTA AIRPORT POLICE - GEORGIA
Agency and State

AGENCY IDENTIFIER GA 060240X REPORTING PERIOD MAY 2017

AGENCY NAME ATLANTA AIRPORT POLICE

POLICE DISPOSITION OF JUVENILES

-Not to include neglect or traffic cases-

1. Handled within Department and released.
(Warning, released to parents, etc.)

2. Referred to juvenile court or probation department.

3. Referred to welfare agency.

4. Referred to other police agency.

5. Referred to criminal or adult court.

1

1

TOTAL

JUNE 13, 2017

DATE

Lytle A. Bonds
PREPARED BY

LIEUTENANT

TITLE

J. SHIELDS

APPROVED BY

CHIEF

TITLE

GCIC USE ONLY

Recorded	_____
Reviewed	_____
Punched	_____
Verified	_____

RETURN TO:

Georgia Crime Information Center/Uniform Crime Reporting
P. O. Box 1456
Atlanta, Georgia 30301

Return on or before the 7th of the following month.

GCIC/UCR-012 (9/74)

ATLANTA AIRPORT POLICE
AGE, SEX, AND RACE OF PERSONS ARRESTED
17 YEARS OF AGE AND OVER

CLASSIFICATION OF OFFENSES	SEX	AGE OF PERSON ARRESTED												TOTAL	RACE					ETHNIC																	
		17	18	19	20	21	22	23	24	30	35	40	45		50	55	60	65	White	Black	Native Amer.	Asian/Pacific	Whi. Hispanic	Blck Hispanic													
Murder/Nonnegligent Manslaughter	M																																				
	F																																				
Manslaughter by Negligence	M																																				
	F																																				
Forcible Rape	M																																				
	F																																				
Robbery	M																																				
	F																																				
Aggravated Assault	M																																				
	F																																				
Burglary- Breaking or Entering	M																																				
	F																																				
Larceny - Theft (except Motor Vehicle Theft)	M																																				
	F																																				
Motor Vehicle Theft	M	1	1																																		
	F																																				
Other Assaults	M																																				
	F																																				
Arson	M																																				
	F																																				
Forgery and Counterfeiting	M																																				
	F																																				
Fraud	M																																				
	F																																				
Embezzlement	M																																				
	F																																				
Stolen Property: Buying, Receiving, Possessing	M																																				
	F																																				
Vandalism	M																																				
	F																																				
Weapons	M																																				
	F																																				

ATLANTA AIRPORT POLICE
 AGE, SEX, AND RACE OF PERSONS ARRESTED
 16 YEARS OF AGE AND UNDER

CLASSIFICATION OF OFFENSES	SEX	AGE					TOTAL	RACE				ETHNIC				
		0 9	10 12	13 14	15	16		White	Black	Native Amer.	Asian/Pacific	Whl. Hispanic	Blck Hispanic			
Murder/Nonnegligent 01a	M						0									
	F						0									
Manslaughter by Negligence 01b	M						0									
	F						0									
Forcible Rape 02	M						0									
	F						0									
Robbery 03	M						0									
	F						0									
Aggravated Assault 04	M						0									
	F						0									
Burglary- Breaking or Entering 05	M						0									
	F						0									
Larceny - Theft (except Motor Vehicle Theft) 06	M						0									
	F						0									
Motor Vehicle Theft 07	M					1	1									
	F						0				1					
Other Assaults 08	M						0									
	F						0									
Arson 09	M						0									
	F						0									
Forgery and Counterfeiting 10	M						0									
	F						0									
Fraud 11	M						0									
	F						0									
Embezzlement 12	M						0									
	F						0									
Stolen Property; Buying, Receiving, Possessing 13	M						0									
	F						0									
Vandalism 14	M						0									
	F						0									
Weapons 15	M						0									
	F						0									
Prostitution and Commercialized Vice 16	M						0									
	F						0									

ATLANTA AIRPORT POLICE
 AGE, SEX, AND RACE OF PERSONS ARRESTED
 16 YEARS OF AGE AND UNDER

CLASSIFICATION OF OFFENSES	SEX	AGE					RACE				ETHNIC								
		0 9		10 12		13 14		15		16		TOTAL		White	Black	Native Amer.	Asian/Pacific	Whl. Hispanic	Blck Hispanic
		0	9	10	12	13	14	15	16	0	16								
17 Sex Offenses (except Rape and Prostitution)	M																		
	F																		
18 Drug Abuse Violations	M	0	0	0	0	0	0	0	0	0	0	0	0	0	0	0	0	0	0
	F	0	0	0	0	0	0	0	0	0	0	0	0	0	0	0	0	0	0
180 (1) Sale/Manufacturing Subtotal	M	0	0	0	0	0	0	0	0	0	0	0	0	0	0	0	0	0	0
	F	0	0	0	0	0	0	0	0	0	0	0	0	0	0	0	0	0	0
a Opium or Cocaine and their Derivatives	M																		
	F																		
b Marijuana	M																		
	F																		
c Synthetic Narcotics	M																		
	F																		
d Other Dangerous Non-Narcotic Drugs	M																		
	F																		
185 (2) Possession Subtotal	M	0	0	0	0	0	0	0	0	0	0	0	0	0	0	0	0	0	0
	F	0	0	0	0	0	0	0	0	0	0	0	0	0	0	0	0	0	0
e Opium or Cocaine and their Derivatives	M																		
	F																		
f Marijuana	M																		
	F																		
g Synthetic Narcotics	M																		
	F																		
h Other Dangerous Non-Narcotic Drugs	M																		
	F																		
19 Gambling Total	M	0	0	0	0	0	0	0	0	0	0	0	0	0	0	0	0	0	0
	F	0	0	0	0	0	0	0	0	0	0	0	0	0	0	0	0	0	0
a Bookmaking	M																		
	F																		
b Numbers and Lottery	M																		
	F																		
c All Other Gambling	M																		
	F																		
20 Offenses Against Family and Children	M																		
	F																		

ATLANTA AIRPORT POLICE
AGE, SEX, AND RACE OF PERSONS ARRESTED
16 YEARS OF AGE AND UNDER

MONTH MAY

YEAR 2017

CLASSIFICATION OF OFFENSES	SEX	AGE						RACE				ETHNIC								
		0 9		10 12		13 14		15		16		TOTAL		White	Black	Native Amer.	Asian/Pacific	Whl. Hispanic	Blck Hispanic	
Driving Under the Influence	M																			
	F																			
Liquor Laws	M																			
	F																			
Drunkenness	M																			
	F																			
Disorderly Conduct	M																			
	F																			
Vagrancy	M																			
	F																			
All Other Offenses (except Traffic)	M																			
	F																			
Suspicion	M																			
	F																			
Curfew and Loitering	M																			
	F																			
Run-Aways	M																			
	F																			
Total																				

MAY 2017

Month and Year of Report

GA 060240X

Agency Identifier

JUNE 13, 2017

Date

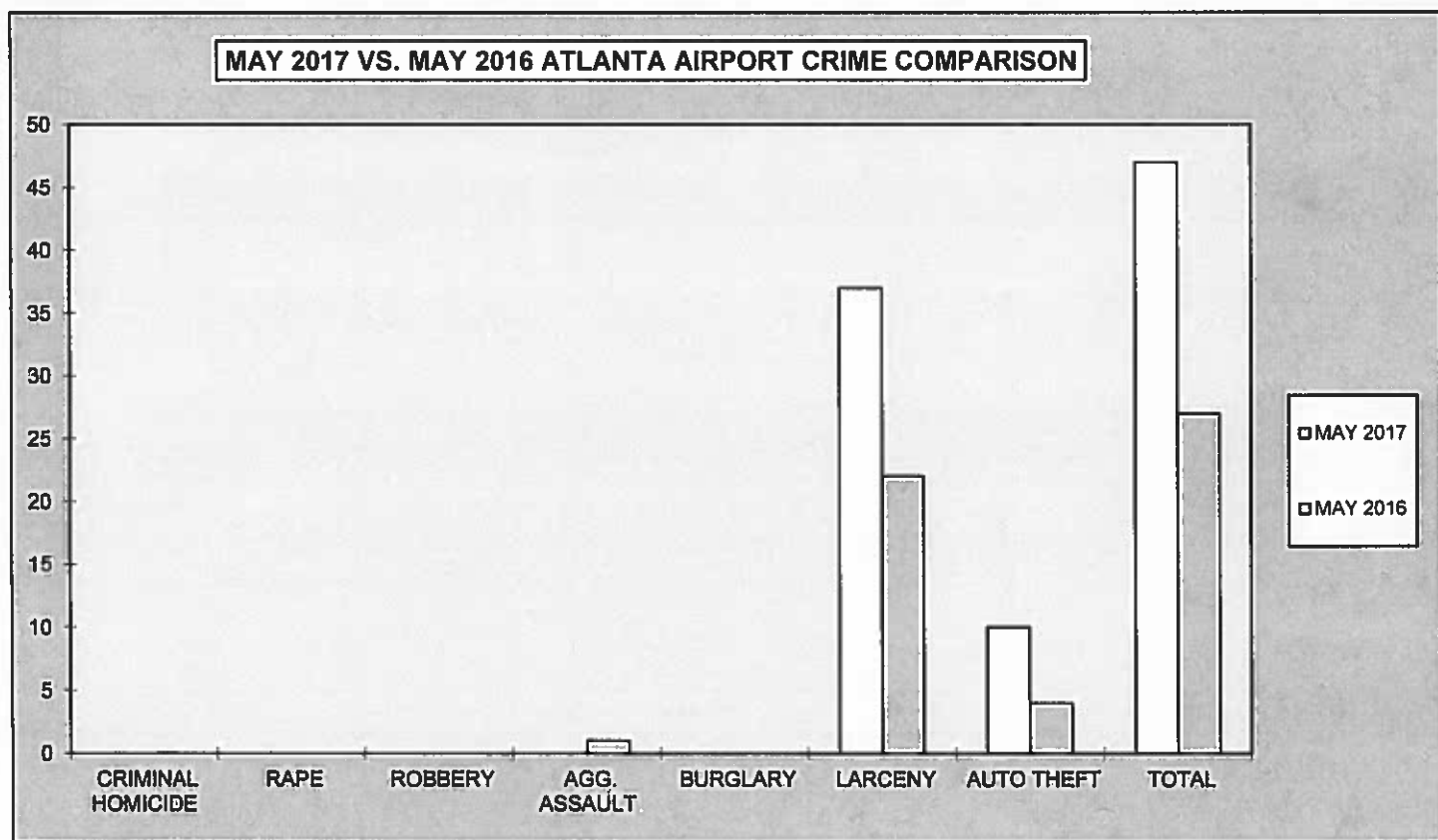
[Signature]
Prepared By LIEUTENANT

[Signature]
Chief, Commissioner, Sheriff, or Superintendent CHIEF

ATLANTA AIRPORT POLICE - GEORGIA
Agency and State

**2017
ATLANTA AIRPORT
MONTHLY CRIME COMPARISON**

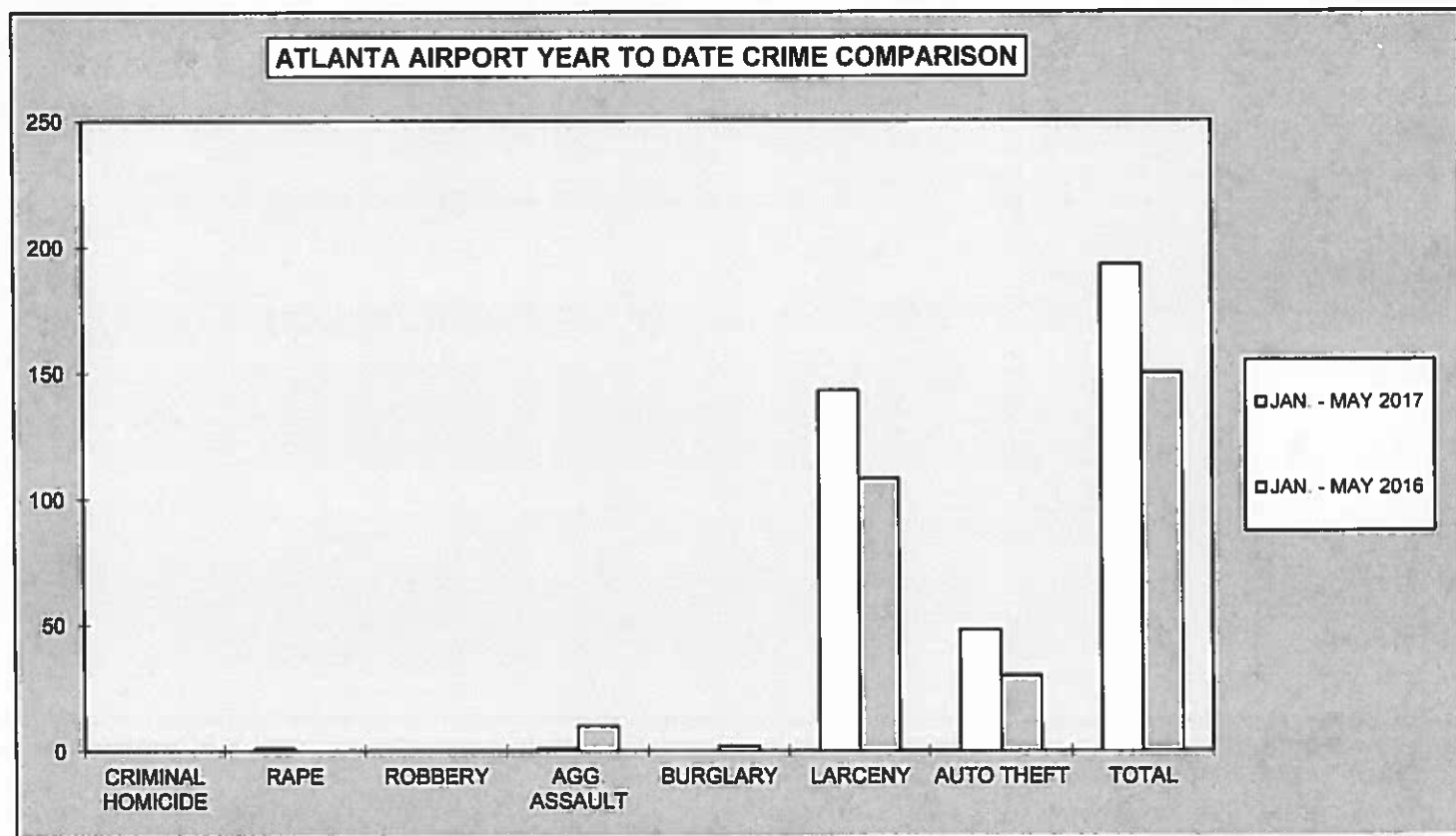
CRIME	MAY 2017	MAY 2016	# DIFFERENCE	% DIFFERENCE
CRIMINAL HOMICIDE	0	0	0	0%
RAPE	0	0	0	0%
ROBBERY	0	0	0	0%
AGG. ASSAULT	0	1	-1	-100%
BURGLARY	0	0	0	0%
RESIDENCE	0	0	0	0%
NON-RESIDENCE	0	0	0	0%
LARCENY	37	22	15	68%
POCKETPICKING	0	0	0	0%
PURSE SNATCHING	0	0	0	0%
SHOPLIFTING	6	2	4	200%
FROM MOTOR VEHICLES	1	4	-3	-75%
MOTOR VEH. PARTS/ACCESSORIES	0	0	0	0%
BICYCLES	0	0	0	0%
FROM BUILDINGS	3	3	0	0%
FROM COIN OPERATED MACHINES	0	0	0	0%
ALL OTHER	27	13	14	108%
AUTO THEFT	10	4	6	150%
TOTAL	47	27	20	74%



**2017
ATLANTA AIRPORT
YEAR TO DATE CRIME COMPARISON**

FIRST 5 MONTHS

CRIME	JAN. - MAY 2017	JAN. - MAY 2016	# DIFFERENCE	% DIFFERENCE
CRIMINAL HOMICIDE	0	0	0	0%
RAPE	1	0	1	100%
ROBBERY	0	0	0	0%
AGG. ASSAULT	1	10	-9	-90%
BURGLARY	0	2	-2	-100%
RESIDENCE	0	0	0	0%
NON-RESIDENCE	0	2	-2	-100%
LARCENY	143	108	35	32%
POCKETPICKING	1	0	1	100%
PURSE SNATCHING	0	5	-5	-100%
SHOPLIFTING	14	3	11	367%
FROM MOTOR VEHICLES	10	17	-7	-41%
MOTOR VEH. PARTS/ACCESSORIES	5	12	-7	-58%
BICYCLES	1	0	1	100%
FROM BUILDINGS	19	33	-14	-42%
FROM COIN OPERATED MACHINES	0	0	0	0%
ALL OTHER	93	38	55	145%
AUTO THEFT	48	30	18	60%
TOTAL	193	150	43	29%

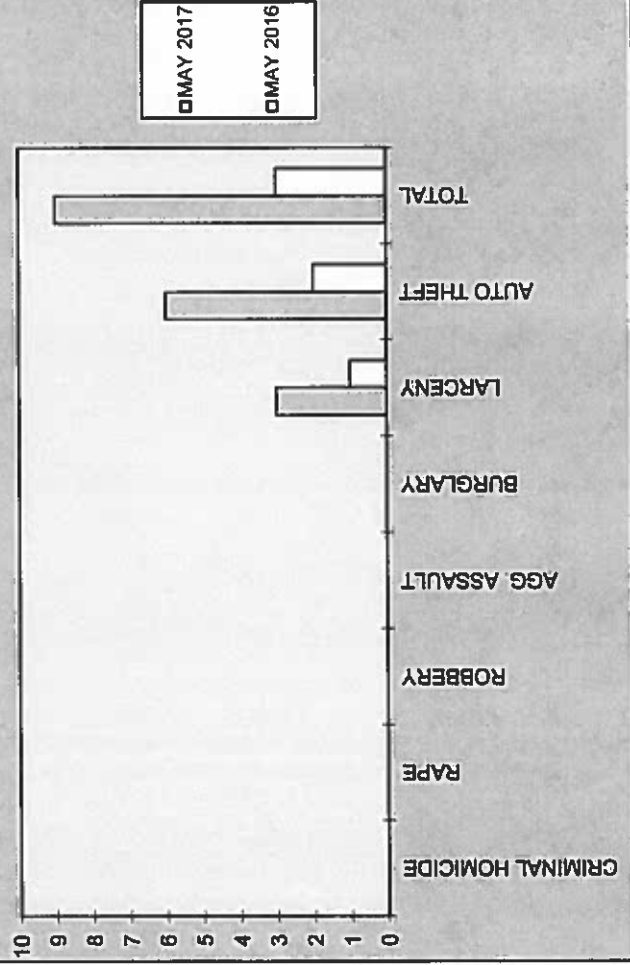


**2017
ATLANTA AIRPORT
ARREST COMPARISON**

MAY ARREST COMPARISON

CRIME	MAY 2017	MAY 2016	# DIFFERENCE	% DIFFERENCE
CRIMINAL HOMICIDE	0	0	0	0%
RAPE	0	0	0	0%
ROBBERY	0	0	0	0%
AGG. ASSAULT	0	0	0	0%
BURGLARY	0	0	0	0%
LARCENY	3	1	2	200%
AUTO THEFT	6	2	4	200%
TOTAL	9	3	6	200%

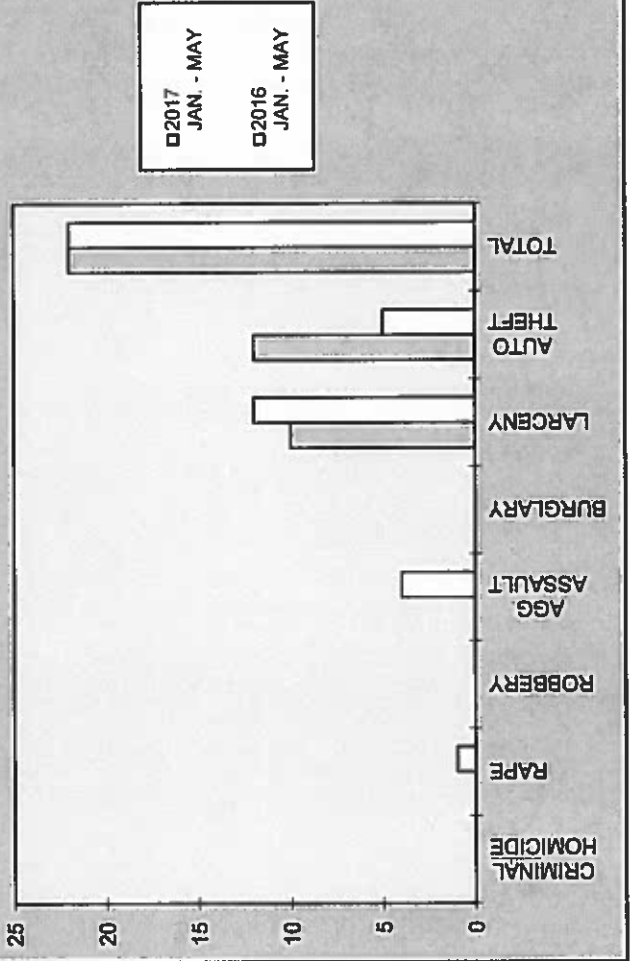
**ATLANTA AIRPORT MAY 2017 VS. MAY 2016
ARREST COMPARISON**



FIRST 5 MONTHS ARREST COMPARISON

CRIME	2017 JAN. - MAY	2016 JAN. - MAY	# DIFFERENCE	% DIFFERENCE
CRIMINAL HOMICIDE	0	0	0	0%
RAPE	0	1	-1	-100%
ROBBERY	0	0	0	0%
AGG. ASSAULT	0	4	-4	-100%
BURGLARY	0	0	0	0%
LARCENY	10	12	-2	-17%
AUTO THEFT	12	5	7	140%
TOTAL	22	22	0	0%

**ATLANTA AIRPORT YEAR TO DATE
ARREST COMPARISON 2017 VS. 2016**



**2017
ATLANTA AIRPORT
CLEAR-UP RATE**

CRIME	ATLANTA AIRPORT MAY 2017 CLEAR-UP RATE	ATLANTA AIRPORT MAY 2016 CLEAR-UP RATE
CRIMINAL HOMICIDE	0%	0%
RAPE	0%	0%
ROBBERY	0%	0%
AGG. ASSAULT	0%	0%
BURGLARY	0%	0%
LARCENY	8%	5%
AUTO THEFT	30%	25%

