

# FBI UNIFORM CRIME REPORTING

ATLANTA POLICE DEPARTMENT

226 PEACHTREE STREET, SW

ATLANTA, GEORGIA 30303



JANUARY 2013



SUPPORT SERVICES DIVISION  
INFORMATION SERVICES SECTION

# TABLE OF CONTENTS

	Page
U. C. R. COMPARATIVE CRIME REPORT -----	1
RETURN A - MONTHLY RETURN OF OFFENSES KNOWN TO THE POLICE -----	2
PROPERTY STOLEN BY CLASSIFICATION -----	3
	3a
LAW ENFORCEMENT OFFICERS KILLED OR ASSAULTED -----	4
MONTHLY RETURN OF ARSON OFFENSES KNOWN TO LAW ENFORCEMENT -----	5
POLICE DISPOSITION OF JUVENILES -----	6
SUPPLEMENTARY HOMICIDE REPORT -----	7
SEX AND RACE OF PERSONS ARRESTED -----	8
	8a-8e
HOMICIDE COMPARISON REPORT -----	9
HOMICIDE BREAKDOWN REPORT -----	10
SEVEN MAJOR CRIMES - MONTHLY CRIME COMPARISON -----	11
SEVEN MAJOR CRIMES ARREST MONTHLY AND YEAR TO DATE COMPARISON -----	12
CRIMES AGAINST PERSONS MONTHLY AND YEAR TO DATE COMPARISON -----	13
CRIMES AGAINST PROPERTY MONTHLY AND YEAR TO DATE COMPARISON -----	14
CRIMES AGAINST PERSONS & PROPERTY MONTHLY COMPARISON BY ZONES -----	15
SEVEN MAJOR CRIMES MONTHLY CRIME COMPARISON BY ZONES -----	16
SEVEN MAJOR CRIMES - MONTHLY CRIME COMPARISON - ZONE 1 -----	17
SEVEN MAJOR CRIMES - MONTHLY CRIME COMPARISON - ZONE 2 -----	18
SEVEN MAJOR CRIMES - MONTHLY CRIME COMPARISON - ZONE 3 -----	19
SEVEN MAJOR CRIMES - MONTHLY CRIME COMPARISON - ZONE 4 -----	20
SEVEN MAJOR CRIMES - MONTHLY CRIME COMPARISON - ZONE 5 -----	21
SEVEN MAJOR CRIMES - MONTHLY CRIME COMPARISON - ZONE 6 -----	22
CLEAR-UP RATE COMPARISON -----	23
<b>ATLANTA AIRPORT</b> -----	<b>24</b>
RETURN A - MONTHLY RETURN OF OFFENSES KNOWN TO THE POLICE -----	25
PROPERTY STOLEN BY CLASSIFICATION -----	26
	26a
SEX AND RACE OF PERSONS ARRESTED -----	27
	27a-27e
SEVEN MAJOR CRIMES - MONTHLY CRIME COMPARISON -----	28
SEVEN MAJOR CRIMES ARREST MONTHLY AND YEAR TO DATE COMPARISON -----	29
CLEAR-UP RATE COMPARISON -----	30

**JANUARY 2013**  
**U.C.R. COMPARATIVE CRIME REPORT**  
**SUPPORT SERVICES DIVISION**  
**INFORMATION SERVICES SECTION**

	<u>JANUARY 2013</u>		<u>JANUARY 2012</u>		<u>COMPARATIVE ACTUAL</u>	<u>% CHANGE ACTUAL</u>	<u>COMPARATIVE CLEARED</u>	<u>% CHANGE CLEARED</u>
	<u>ACTUAL</u>	<u>CLEARED</u>	<u>ACTUAL</u>	<u>CLEARED</u>				
MURDER	7	6	4	4	3	75%	2	50%
RAPE	6	4	19	12	-13	-68%	-8	-67%
ROBBERY	214	42	168	35	46	27%	7	20%
AGG. ASSAULT	253	156	244	165	9	4%	-9	-5%
BURGLARY - RESIDENCE	517		464		53	11%		
BURGLARY - NON-RESIDENCE	74	39	68	55	6	9%	-16	-29%
LARCENY - \$200 AND OVER	395		476		-81	-17%		
LARCENY - \$50 TO \$199	89	248	112	252	-23	-21%	-4	-2%
LARCENY - UNDER \$50	879		801		78	10%		
AUTO THEFT	500	30	422	22	78	18%	8	36%
<b>TOTAL</b>	<b>2,934</b>		<b>2,778</b>		<b>156</b>	<b>6%</b>		
AUTOS RECOVERED	250		71		179	252%		

	<u>2013 JANUARY - JANUARY</u>		<u>2012 JANUARY - JANUARY</u>		<u>COMPARATIVE ACTUAL</u>	<u>% CHANGE ACTUAL</u>	<u>COMPARATIVE CLEARED</u>	<u>% CHANGE CLEARED</u>
	<u>ACTUAL</u>	<u>CLEARED</u>	<u>ACTUAL</u>	<u>CLEARED</u>				
MURDER	7	6	4	4	3	75%	2	50%
RAPE	6	4	19	12	-13	-68%	-8	-67%
ROBBERY	214	42	168	35	46	27%	7	20%
AGG. ASSAULT	253	156	244	165	9	4%	-9	-5%
BURGLARY - RESIDENCE	517		464		53	11%		
BURGLARY - NON-RESIDENCE	74	39	68	55	6	9%	-16	-29%
LARCENY - \$200 AND OVER	395		476		-81	-17%		
LARCENY - \$50 TO \$199	89	248	112	252	-23	-21%	-4	-2%
LARCENY - UNDER \$50	879		801		78	10%		
AUTO THEFT	500	30	422	22	78	18%	8	36%
<b>TOTAL</b>	<b>2,934</b>		<b>2,778</b>		<b>156</b>	<b>6%</b>		
AUTOS RECOVERED	250		71		179	252%		

**RETURN A - MONTHLY RETURN OF OFFENSES KNOWN TO THE POLICE**

1-720b (Rev. 8-30-94)  
OMB No. 1110-0001

This report is authorized by law Title 28, Section 534, U. S. Code. While you are not required to respond, your cooperation in forwarding this report by the 7th day after the close of the month to Uniform Crime Reports, Federal Bureau of Investigation, Washington, D.C. 20535, will assist in compiling comprehensive, accurate national crime figures on a timely basis.

1	CLASSIFICATION OF OFFENSES	2	OFFENSES REPORTED OR KNOWN TO POLICE (INCLUDE "UNFOUNDED" AND ATTEMPTS)	3	UNFOUNDED, I.E., FALSE OR BASELESS COMPLAINTS	4	NUMBER OF ACTUAL OFFENSES (COLUMN 2 MINUS COLUMN 3) INCLUDE ATTEMPTS	5	TOTAL OFFENSES CLEARED BY ARREST OR EXCEPTIONAL MEANS (INCLUDES COL. 6)	6	NUMBER OF CLEARANCES INVOLVING ONLY PERSONS UNDER 18 YEARS OF AGE
1.	<b>CRIMINAL HOMICIDE</b>										
a.	MURDER AND NONNEGLIGENT HOMICIDE	11	7	0	7	6	0				
b.	MANSLAUGHTER BY NEGLIGENCE	12	0	0	0	1	0				
2.	<b>FORCIBLE RAPE TOTAL</b>	20	11	5	6	4	0				
a.	Rape by Force	21	11	5	6	4	0				
b.	Attempts to commit Forcible Rape	22	0	0	0	0	0				
3.	<b>ROBBERY TOTAL</b>	30	217	3	214	42	3				
a.	Firearm	31	150	3	147	25	1				
b.	Knife or Cutting Instrument	32	6	0	6	3	0				
c.	Other Dangerous Weapon	33	9	0	9	3	0				
d.	Strong-Arm (Hands, Fists, Feet, etc.)	34	52	0	52	11	2				
4.	<b>ASSAULT TOTAL</b>	40	774	9	765	504	17				
a.	Firearm	41	108	0	108	53	2				
b.	Knife or cutting instrument	42	57	2	55	38	0				
c.	Other Dangerous Weapon	43	77	2	75	54	3				
d.	Strong-Arm	44	15	0	15	11	2				
e.	Other Assaults - Simple, Not Aggravated	45	517	5	512	348	10				
5.	<b>BURGLARY TOTAL</b>	50	599	8	591	39	5				
a.	Forcible Entry	51	491	6	485	32	2				
b.	Unlawful Entry - No Force	52	82	1	81	3	1				
c.	Attempted Forcible Entry	53	26	1	25	4	2				
6.	<b>LARCENY THEFT TOTAL</b> (except Motor Vehicle Theft)	60	1,396	33	1,363	248	19				
7.	<b>MOTOR VEHICLE THEFT TOTAL</b>	70	525	25	500	30	2				
a.	Autos	71	441	25	416	23	2				
b.	Trucks and Buses	72	65	0	65	2	0				
c.	Other Vehicles	73	19	0	19	5	0				
	<b>GRAND TOTAL</b>	77	3,529	83	3,446	874	46				

CHECKING ANY OF THE APPROPRIATE BLOCKS BELOW WILL ELIMINATE YOUR NEED TO SUBMIT REPORTS WHEN THE VALUES ARE ZERO. THIS WILL ALSO AID THE NATIONAL PROGRAM IN ITS QUALITY CONTROL EFFORTS.

- NO SUPPLEMENTARY HOMICIDE REPORT SUBMITTED SINCE NO MURDERS, JUSTIFIABLE HOMICIDES, OR MANSLAUGHTER BY NEGLIGENCE OCCURRED IN THIS JURISDICTION DURING THE MONTH.
- NO SUPPLEMENT TO RETURN A REPORT SINCE NO CRIME OFFENSES OR RECOVERY OF PROPERTY REPORTED DURING THE MONTH.
- NO LAW ENFORCEMENT OFFICERS KILLED OR ASSAULTED REPORT SINCE NONE OF THE OFFICERS WERE ASSAULTED OR KILLED DURING THE MONTH.

- NO AGE, SEX, AND RACE OF PERSONS ARRESTED UNDER 18 YEARS OF AGE REPORT SINCE NO ARRESTS OF PERSONS WITHIN THIS AGE GROUP.
- NO AGE, SEX, AND RACE OF PERSONS ARRESTED 18 YEARS OF AGE AND OVER REPORT SINCE NO ARRESTS OF PERSONS WITHIN THIS AGE GROUP.
- NO MONTHLY RETURN OF ARSON OFFENSES KNOWN TO LAW ENFORCEMENT REPORT SINCE NO ARSONS OCCURRED.

DO NOT USE THIS SPACE

	INITIALS
RECORDED	
EDITED	
ENTERED	
ADJUSTED	
LINKED	

\* TOTALS INCLUDE PREVIOUS OFFENSES

JANUARY 2013

Month and Year of Report

GAAPD 0000

Agency Identifier

FEBRUARY 18, 2013

Date

ATLANTA POLICE DEPARTMENT - GEORGIA

Agency and State

Nail J. Klay **LIEUTENANT**

Prepared By

Title

George N. Jones **CHIEF**

Chief, Commissioner, Sheriff, or Superintendent

## PROPERTY STOLEN BY CLASSIFICATION

CLASSIFICATION	DATA ENTRY	Number of Actual Offenses (Column 4 Return A)	Monetary Value of Property Stolen
<b>1. MURDER AND NONNEGLIGENT MANSLAUGHTER</b>	12	7	\$ 1,800.00
<b>2. FORCIBLE RAPE</b>	20	6	\$ 0.00
<b>3. ROBBERY</b>			
(a) HIGHWAY (streets, alleys, etc.)	31	162	45,236.00
(b) COMMERCIAL HOUSE (except c, d, and f)	32	27	9,183.00
(c) GAS OR SERVICE STATION	33	2	0.00
(d) CONVENIENCE STORE	34	2	9,556.00
(e) RESIDENCE (anywhere on premises)	35	14	2,807.00
(f) BANK	36	1	1,900.00
(g) MISCELLANEOUS	37	6	46,761.00
<b>TOTAL ROBBERY</b>	<b>30</b>	<b>214</b>	<b>\$ 115,443.00</b>
<b>5. BURGLARY - BREAKING OR ENTERING</b>			
(a) RESIDENCE (dwelling)			
(1) NIGHT (6 p.m. - 6 a.m.)	51	165	354,916.00
(2) DAY (6 a.m. - 6 p.m.)	52	352	471,980.00
(3) UNKNOWN	53	0	0.00
(b) NON-RESIDENCE (store, office, etc.)			
(1) NIGHT (6 p.m. - 6 a.m.)	54	52	153,460.00
(2) DAY (6 a.m. - 6 p.m.)	55	22	5,904.00
(3) UNKNOWN	56	0	0.00
<b>TOTAL BURGLARY</b>	<b>50</b>	<b>591</b>	<b>\$ 986,260.00</b>
<b>6. LARCENY - THEFT (Except Motor Vehicle Theft)</b>			
(a) \$200 AND OVER	61	395	722,541.00
(b) \$50 TO \$200	62	89	9,555.00
(c) UNDER \$50	63	879	2,249.00
<b>TOTAL LARCENY (Same as Item 6X)</b>	<b>60</b>	<b>1,363</b>	<b>\$ 734,345.00</b>
<b>7. MOTOR VEHICLE THEFT (Include Alleged Joy Ride)</b>	70	500	\$ 362,732.00
<b>GRAND TOTAL - ALL ITEMS</b>	<b>77</b>		<b>\$ 2,200,580.00</b>
<u>ADDITIONAL ANALYSIS OF LARCENY AND MOTOR VEHICLE THEFT</u>			
<b>6X. NATURE OF LARCENIES UNDER ITEM 6</b>			
(a) POCKET-PICKING	81	6	1,687.00
(b) PURSE-SNATCHING	82	43	54,653.00
(c) SHOPLIFTING	83	230	42,577.00
(d) FROM MOTOR VEHICLES (except e)	84	621	338,888.00
(e) MOTOR VEHICLE PARTS AND ACCESSORIES	85	96	56,643.00
(f) BICYCLES	86	12	2,773.00
(g) FROM BUILDING (except c and h)	87	158	157,020.00
(h) FROM ANY COIN-OPERATED MACHINES (parking meters, etc.)	88	1	1.00
(i) ALL OTHER	89	196	80,103.00
<b>TOTAL LARCENIES (Same as Item 6)</b>	<b>80</b>	<b>1,363</b>	<b>\$ 734,345.00</b>
<b>7X. MOTOR VEHICLES RECOVERED</b>			
(a) STOLEN LOCALLY AND RECOVERED LOCALLY	91	181	
(b) STOLEN LOCALLY AND RECOVERED BY OTHER JURISDICTIONS	92	69	
(c) TOTAL LOCALLY STOLEN MOTOR VEHICLES RECOVERED (a & b)	93	250	
(d) STOLEN IN OTHER JURISDICTIONS AND RECOVERED LOCALLY	90	N/A	

SUPPLEMENT TO RETURN A  
MONTHLY RETURN OF OFFENSES KNOWN TO THE POLICE

1-706 (Rev.8-30-94)  
Form Approved  
OMB No. 1110-0007

This report is authorized by law, Title 28, Section 534, U. S. Code. While you are not required to respond, your cooperation in submitting this report with the Return A will assist the FBI in compiling comprehensive, accurate figures on a timely basis.

This form deals with the nature of crime and the monetary value of property stolen and recovered. The total offenses recorded on the form should be the same as the number of actual offenses listed in Column 4 of the Return A for each crime class. Include attempted crimes on this form, but do not include unfounded offenses. If you cannot complete the report in all areas, please record as much information as is available. Tally sheets will be sent upon request.

PROPERTY BY TYPE AND VALUE

Type of Property  (1)	Data Entry	Monetary Value of Property Stolen in Your Jurisdiction	
		Stolen (2)	Recovered (3)
(A) Currency, Notes, Etc.	01	\$ 109,768.00	\$ 0.00
(B) Jewelry and Precious Metals	02	290,678.00	1.00
(C) Clothing and Furs	03	56,548.00	0.00
(D) Locally Stolen Motor Vehicles	04	362,732.00	228,540.00
(E) Office Equipment	05	41,046.00	0.00
(F) Televisions, Radios, Stereos, Etc.	06	427,936.00	1.00
(G) Firearms	07	9,547.00	0.00
(H) Household Goods	08	17,165.00	0.00
(I) Consumable Goods	09	53,042.00	0.00
(J) Livestock	10	0.00	0.00
(K) Miscellaneous	11	832,118.00	2.00
<b>TOTAL</b>	<b>00</b>	<b>\$ 2,200,580.00</b>	<b>\$ 228,544.00</b>

The total of this column should agree with the Grand Total (DATA ENTRY 77) shown on page 2.

Include in this column all property recovered even though stolen in prior months. The above is an accounting for only that property stolen in your jurisdiction. This will include property recovered for you by other jurisdictions, but not property you recover for them.

DATE FEBRUARY 18, 2013

PREPARED BY *Nail J. Klaty* TITLE LIEUTENANT

*George N. Jones* CHIEF  
CHIEF, COMMISSIONER, SHERIFF OR SUPERINTENDENT

JANUARY 2013 Month and Year of Report      GAAPD 0000 Agency Identifier

ATLANTA POLICE DEPARTMENT - GEORGIA  
Agency and State

**LAW ENFORCEMENT OFFICERS KILLED OR ASSAULTED**

It is requested this report be completed and transmitted with monthly crime reports to: Director, Federal Bureau of Investigation, Uniform Crime Reports, Washington, D. C. 20535. This form should be used to report the number of your officers who were assaulted or killed in the line of duty during the month. Additional information concerning officers killed will be requested by a separate questionnaire.

<b>OFFICERS KILLED</b> Number of your law enforcement officers killed in the line of duty this month.	By felonious act	0
	By accident or negligence	0

**Officers Assaulted (Do not include officers killed) - See other side for instructions.**

Type of Activity	Total Assaults by Weapon A	Type of Weapon				Two-Officer Vehicle F	Type of Assignment						Police Assaults Cleared M	
		Firearm B	Knife or Other Cutting Instrument C	Other Dangerous Weapon D	Hands, Fists, Feet, etc. E		One-Officer Vehicle		Detective or Special Assign.		Other			
							Alone G	As-sisted H	Alone I	As-sisted J	Alone K	As-sisted L		
1. Responding to "Disturbance" calls (family quarrels, man with gun, etc.)	1				1		1							1
2. Burglaries in progress or pursuing burglary suspects	0													
3. Robberies in progress or pursuing robbery suspects	0													
4. Attempting other arrests	0													
5. Civil disorder (riot, mass disobedience)	0													
6. Handling, transporting, custody of prisoners	7				7			7						7
7. Investigating suspicious persons or circumstances	6	1			5		1	5						6
8. Ambush - no warning	0													
9. Mentally deranged	2			2				2						2
10. Traffic pursuits and stops	0													
11. All Other	4			1	3			3	1					4
<b>12. TOTAL (1-11)</b>	<b>20</b>	<b>1</b>	<b>0</b>	<b>3</b>	<b>16</b>	<b>0</b>	<b>2</b>	<b>17</b>	<b>1</b>	<b>0</b>	<b>0</b>	<b>0</b>	<b>0</b>	<b>20</b>
13. Number with personal injury	1	1												
14. Number without personal injury	19			3	16									
15. Time of assaults														
AM	2	5			2	2								
PM	2		1	3		3								

<b>DO NOT WRITE HERE</b>	
Recorded	Initials
Edited	
Punched	
Verified	
Adjusted	
DOJ/FBI	

12:01 2:00 4:00 6:00 8:00 10:00 12:00

JANUARY 2013  
Month and Year

GAAPD 0000  
Agency Identifier

ATLANTA POLICE DEPARTMENT  
Agency

GEORGIA  
State

*Nail S. K...* LIEUTENANT  
Prepared By Title

*George A. ...* CHIEF  
Chief, Sheriff, Commissioner, Superintendent

MONTHLY RETURN OF ARSON OFFENSES KNOWN TO LAW ENFORCEMENT

DO-73 (2-11-82)  
Form Approved  
OMB No. 1116-0008

This report is authorized by law Title 28, Section 534, United States Code, and the enactment of the fiscal year 1979, Department of Justice Authorization Bill S. 3151. While you are not required to respond, your cooperation in using this form to report all incidents of arson which become known to your department during the month will assist the FBI in compiling comprehensive, accurate data on a timely basis. Instructions appear on reverse side.

1		2	3	4	5	6	7	8
PROPERTY CLASSIFICATION		Offenses Reported or Known to Police (Include Unfounded and Attempts)	Unfounded, i.e. False or Baseless Complaints	Number of Actual Offenses (Column 2 Minus Column 3 (Include Attempts))	Total Offenses Cleared by Arrest or Exceptional Means (include Column 6)	Number of Clearances Involving Only Persons Under 18 Years of Age	Offenses Where Structures Uninhabited Abandoned, or not Normally in Use	Estimated Value of Property Damage
STRUCTURAL	A. Single Occupancy Residential: Houses, Townhouses, Duplexes, etc.	5	3	2			1	\$ 15,000.
	B. Other Residential: Apartments, Tenements, Flats, Hotels, Motels, Inns, Dormitories, Boarding Houses, etc.	1	1					\$
	C. Storage: Barns, Garages, Warehouses, etc.	1		1			1	\$ 2,500.
	D. Industrial/Manufacturing							\$
	E. Other Commercial: Stores, Restaurants, Offices, etc.	2	2					\$
	F. Community/Public: Churches, Jails, Schools, Colleges, Hospitals, etc.							\$
	G. All Other Structure: Out Buildings, Monuments, Buildings Under Construction, etc.							\$
	TOTAL STRUCTURE	9	6	3			2	\$ 17,500.
MOBILE	H. Motor Vehicles: Automobiles, Trucks, Buses, Motorcycles, etc.: UCR Definition	7	4	3				\$ 18,500.
	I. Other Mobile Property: Trailers, Recreational Vehicles, Airplanes, Boats, etc.							\$
	TOTAL MOBILE	7	4	3				\$ 18,500.
J. TOTAL OTHER Crops, Timber, Fences, Signs, etc.							\$	
GRAND TOTAL		16	10	6			2	\$ 36,000.

Agency Identifier GAAPD 0000 Month JANUARY 2013  
 Agency ATLANTA POLICE DEPARTMENT State GEORGIA  
 Prepared by *George M. Jones* LIEUTENANT  
Chief, Commissioner, Sheriff, or Superintendent CHIEF

DO NOT WRITE HERE	
Recorded	
Edited	
Entered	
Adjusted	
Corres.	



AGENCY IDENTIFIER GAAPD 0000 REPORTING PERIOD JANUARY 20 13

AGENCY NAME ATLANTA POLICE DEPARTMENT

**POLICE DISPOSITION OF JUVENILES**

**-Not to include neglect or traffic cases-**

1. Handled within Department and released. (Warning, released to parents, etc.)	_____
2. Referred to juvenile court or probation department.	_____ 90 _____
3. Referred to welfare agency.	_____
4. Referred to other police agency.	_____
5. Referred to criminal or adult court.	_____
TOTAL	_____ 90 _____

FEBRUARY 13, 2013  
DATE

Nail J. K... LIEUTENANT  
PREPARED BY TITLE

George N. J... CHIEF  
APPROVED BY TITLE

GCIC USE ONLY

Recorded	_____
Reviewed	_____
Punched	_____
Verified	_____

RETURN TO:  
Georgia Crime Information Center/Uniform Crime Reporting  
P. O. Box 1456  
Atlanta, Georgia 30301

Return on or before the 7th of the following month.

GCIC/UCR-012 (9/74)

PAGE 1 OF 1  
SUPPLEMENTARY HOMICIDE REPORT

1-704 (Rev. 4-24-95)  
Form Approved  
OMB No. 1110-0002

This report is authorized by law Title 28, Section 534, United States Code. While you are not required to respond, your cooperation in using this form to list data pertaining to all homicides reported on your Return A will assist the FBI in compiling comprehensive, accurate data regarding this important classification on a timely basis.

1a. Murder and Nonnegligent Manslaughter

List below specific information for all offenses shown in item 1a of the monthly Return A. In addition, list all justifiable killings of felons by a citizen or by a peace officer in the line of duty. A brief explanation in the circumstances column regarding unfounded homicide offenses will aid the national Uniform Crime Reporting Program in editing the reports.

Incident	Situation*	Victim **				Offender**				Data Code			Weapon Used (Handgun, Rifle, Shotgun, Club, Poison, etc.)	Relationship of Victim to Offender (Husband, Wife, Son, Father, Acquaintance, Neighbor, Stranger, etc.)	Circumstances (Victim shot by robber, robbery victim shot robber, killed by patron during barroom brawl, etc.)
		Age	Sex	Race	Ethnicity	Age	Sex	Race	Ethnicity	Do Not Write In These Spaces					
	A	19	M	B	N	38	M	B	N				HANDGUN - 380 CAL.	ACQUAINTANCE	OTHER ARGUMENTS
	A	23	M	W	N	27	M	B	N				HANDGUN - 40 CAL.	STRANGER	ROBBERY
	B	52	M	B	N								HANDGUN - 40 CAL.	UNKNOWN	OTHER
	A	57	M	B	N	46	M	B	N				KNIFE	ACQUAINTANCE	OTHER ARGUMENTS
	B	27	M	B	N								HANDGUN	UNKNOWN	OTHER
	A	39	M	B	N	22	M	B	N				HANDGUN	STRANGER	ROBBERY
	B	21	M	B	N								HANDGUN - 9 MM	UNKNOWN	OTHER

\*\* - See reverse side for explanation

JANUARY 2013

Month and Year

ATLANTA POLICE DEPARTMENT

Agency

GAAPD 0000

Agency Identifier

GEORGIA

State

*Nail J King*

LIEUTENANT

Prepared By

Title

*George A. Jones*

CHIEF

Chief, Sheriff, Commissioner, Superintendent

DO NOT WRITE HERE

Recorded

Edited

Punched

Verified

Adjusted

SSD/2-18-13

**ATLANTA POLICE DEPARTMENT  
AGE, SEX, AND RACE OF PERSONS ARRESTED  
17 YEARS OF AGE AND OVER**

MONTH JANUARY

YEAR 2013

CLASSIFICATION OF OFFENSES	SEX	AGE OF PERSON ARRESTED																TOTAL	RACE				ETHNIC		
		17	18	19	20	21	22	23	24 29	30 34	35 39	40 44	45 49	50 54	55 59	60 64	65 UP		White	Black	Native Amer.	Asian/Pacific	Whi. Hispanic	Blck Hispanic	
Murder/Nonnegligent Manslaughter	M		1				1		2		1		1					6							
	F																	0		6					
Manslaughter by Negligence	M							1										1							
	F																	0		1					
Forcible Rape	M		2									1						3							
	F																	0		3					
Robbery	M		1		2	3	2	2	7	4	2	4		2				29							
	F								5									5	1	33					
Aggravated Assault	M	5	1	4	3	3		3	13	12	3	5	7	4	4	1	1	69							
	F	2	1	2	3	4	2	1	5	4		2	5		2	1	1	35	7	96		1			
Burglary- Breaking or Entering	M		1	1	7	2		1	2	4	1	5	5	5	2			36							
	F	1	1		1					2	1		1					7	4	38		1			
Larceny - Theft (except Motor Vehicle Theft)	M	4	6	10	5	2	3	5	16	23	13	16	32	26	14	2	2	179							
	F	3	5	3	5	3	2	3	12	5	5	6	2	5		1		60	37	201		1			
Motor Vehicle Theft	M	3	3	1	1			1	1	2	1		3					16							
	F									1	1			1				3	5	14					
Other Assaults	M	3	3	2	4	3	4	6	32	36	19	16	16	10	6	9		169							
	F		2	3	2	3	1	3	11	12	6	7	5	4	1	1		61	35	194		1			
Arson	M								1									1							
	F																	0		1					
Forgery and Counterfeiting	M		1		2	2	1	1		1	1	1	2	4	1			17							
	F						1	2			1		1					5	2	20					
Fraud	M				1	1			10	3	2	3		2		1		23							
	F								4	2		1			1			8	8	23					
Embezzlement	M				2			1		1								4							
	F				1													1	1	4					
Stolen Property, Buying, Receiving, Possessing	M	2	1	1	2	2			8	3		1	3	1		1		25							
	F								1	1								2	3	24					
Vandalism	M	2	2		1	2	2		7	2	4	3		1	1		1	28							
	F		1			1			2	3	5		1	1	1			15	6	37					
Weapons	M	1	1	2	4	2	1	3	12	6	8	2	1	1				44							
	F					1			3	2								7	2	49					

ATLANTA POLICE DEPARTMENT  
 AGE, SEX, AND RACE OF PERSONS ARRESTED  
 17 YEARS OF AGE AND OVER

MONTH JANUARY

YEAR 2013

CLASSIFICATION OF OFFENSES	SEX	AGE OF PERSON ARRESTED																TOTAL	RACE				ETHNIC	
		17	18	19	20	21	22	23	24 29	30 34	35 39	40 44	45 49	50 54	55 59	60 64	65 UP		White	Black	Native Amer.	Asian/Pacific	Whi. Hispanic	Blck Hispanic
Prostitution and Commercialized Vice	M					1		1	4	4	3	6	2	2				23						
	F		2	3	5	3	3	3	14	9	6	6	6	2				62	12	71		2		
Sex Offenses (except Rape and Prostitution)	M	1		1	1	1			5	10	5	5	16	19	18	1		83						
	F								2		1	2	1	1	1	1		9	10	82				
Drug Abuse Violations Grand Total	M	5	5	9	9	19	18	14	72	38	30	11	19	18	7	7	2	283						
	F	0	0	2	4	2	2	4	15	7	5	4	2	1	0	0	0	48	42	288	0	1	0	0
(1) Sale/Manufacturing Subtotal	M	0	0	0	3	6	1	1	9	4	1	4	4	2	4	2	0	41						
	F	0	0	0	0	2	0	0	5	3	0	0	0	1	0	0	0	11	7	45	0	0	0	0
Opium or Cocaine and their derivatives	M				1	2				2				1	1	1		8						
	F									1								1		9				
Marijuana	M				1				5	2			1		1			10						
	F								2	1								3	1	12				
Synthetic Narcotics	M																	0						
	F																	0						
Other Dangerous Non-Narcotic Drugs	M				1	4	1	1	4		1	4	3	1	2	1		23						
	F					2			2	2				1				7	6	24				
(2) Possession Subtotal	M	5	5	9	6	13	17	13	63	34	29	7	15	16	3	5	2	242						
	F	0	0	2	4	0	2	4	10	4	5	4	2	0	0	0	0	37	35	243	0	1	0	0
Opium or Cocaine and their derivatives	M			2	1		1	4	10	9	12	1	5	3	2	3	1	54						
	F			1					2	1	2	2	1					9	15	48				
Marijuana	M	5	5	7	4	12	16	9	51	25	16	6	10	13	1	2	1	183						
	F			1	4		2	4	8	3	3	2	1					28	16	194		1		
Synthetic Narcotics	M					1			2									3						
	F																	0	3					
Other Dangerous Non-Narcotic Drugs	M				1						1							2						
	F																	0	1	1				
Gambling Total	M	0	0	0	0	0	0	0	0	0	1	0	1	2	1	0	0	5						
	F	0	0	0	0	0	0	0	0	0	0	0	0	0	0	0	0	0	0	5	0	0	0	0
Bookmaking	M																	0						
	F																	0						
Numbers and Lottery	M																	0						
	F																	0						

-82-

ATLANTA POLICE DEPARTMENT  
AGE, SEX, AND RACE OF PERSONS ARRESTED  
17 YEARS OF AGE AND OVER

MONTH JANUARY

YEAR 2013

CLASSIFICATION OF OFFENSES	SEX	AGE OF PERSON ARRESTED																TOTAL	RACE				ETHNIC	
		17	18	19	20	21	22	23	24 29	30 34	35 39	40 44	45 49	50 54	55 59	60 64	65 UP		White	Black	Native Amer.	Asian/Pacific	Whi. Hispanic	Blck Hispanic
All Other Gambling	M									1		1	2	1			5							
	F																0		5					
Offenses Against Family And Children	M				1				2								3							
	F							2									2		5					
Driving Under the Influence	M			1	1	1	1	23	19	7	13	9	2	4	4	1	86							
	F			1	2	1		11	1	3	2						21	53	52		2			
Liquor Laws	M	1						6	13	11	10	25	17	19	4	3	109							
	F						1	3			5	1	8	3			21	10	120					
Drunkenness	M				4		1	8	10	5	5	15	11	6	3	2	70							
	F				2		1	1	1	1	2	1	1	1			11	20	61					
Disorderly Conduct	M	1	1		1	10	7	8	40	22	16	24	36	36	23	9	6	240						
	F	5	3	2	5	3	4	4	9	12	5	4	5	8	3	1		73	31	281		1		
Vagrancy	M							2	2	2	8	10	12	5	5	4	50							
	F								1	1			1		1		4	4	50					
All Other Offenses (except Traffic)	M	3	6	6	4	4	3	4	34	29	34	22	33	34	24	11	8	259						
	F			1	1	1	2		7	6	3	3	5	1	3	3	2	38	24	270		3		
Suspicion	M																0							
	F																0							
<b>TOTAL</b>		42	50	55	76	88	61	74	413	315	213	205	272	244	151	67	33	2359	317	2029	0	13	0	0

JANUARY 2013

Month and Year of Report

GAAPD 0000

Agency Identifier

FEBRUARY 18, 2013

Date

*Near J K...*

Prepared By

Title

LIEUTENANT

ATLANTA POLICE DEPARTMENT - GEORGIA

Agency and State

*George N. J...*

CHIEF

Chief, Commissioner, Sheriff, or Superintendent

ATLANTA POLICE DEPARTMENT  
 AGE, SEX, AND RACE OF PERSONS ARRESTED  
 16 YEARS OF AGE AND UNDER

MONTH JANUARY

YEAR 2013

CLASSIFICATION OF OFFENSES	SEX	AGE						RACE				ETHNIC	
		09	1012	1314	15	16	TOTAL	White	Black	Native Amer.	Asian/Pacific	Whi. Hispanic	Blck Hispanic
Murder/Nonnegligent Manslaughter	01a	M					0						
	F						0						
Manslaughter by Negligence	01b	M					0						
	F						0						
Forcible Rape	02	M					0						
	F						0						
Robbery	03	M			3		3						
	F						0		3				
Aggravated Assault	04	M			1	3	4						
	F			1		2	3		7				
Burglary- Breaking or Entering	05	M			4	2	5	11					
	F						0		11				
Larceny - Theft (except Motor Vehicle Theft)	06	M			8	6	7	21					
	F			1		1	3	5		26			
Motor Vehicle Theft	07	M				1	1	2					
	F						1	1		3			
Other Assaults	08	M			1	5	2	8					
	F			1	1	1	1	4	1	11			
Arson	09	M					0						
	F						0						
Forgery and Counterfeiting	10	M					0						
	F						0						
Fraud	11	M					0						
	F						0						
Embezzlement	12	M					0						
	F						0						
Stolen Property; Buying, Receiving, Possessing	13	M			4	1	4	9					
	F					1	1	1	1	9			
Vandalism	14	M			1		2	3					
	F						0		3				
Weapons	15	M			1		1	2					
	F						0		2				
Prostitution and Commercialized Vice	16	M					0						
	F						0						

-28-

ATLANTA POLICE DEPARTMENT  
 AGE, SEX, AND RACE OF PERSONS ARRESTED  
 16 YEARS OF AGE AND UNDER

MONTH JANUARY

YEAR 2013

CLASSIFICATION OF OFFENSES	SEX	AGE						RACE				ETHNIC	
		09	1012	1314	15	16	TOTAL	White	Black	Native Amer.	Asian/Pacific	Whi. Hispanic	Blck Hispanic
Sex Offenses (except Rape and Prostitution)	17	M					0						
	F						0						
Drug Abuse Violations Grand Total	18	M	0	0	0	1	1	2					
	F	0	0	0	0	0	0	0	0	2	0	0	0
(1) Sale/Manufacturing Subtotal	180	M	0	0	0	0	0	0					
	F	0	0	0	0	0	0	0	0	0	0	0	0
Opium or Cocaine and their Derivatives	a	M					0						
	F						0						
Marijuana	b	M					0						
	F						0						
Synthetic Narcotics	c	M					0						
	F						0						
Other Dangerous Non-Narcotic Drugs	d	M					0						
	F						0						
(2) Possession Subtotal	185	M	0	0	0	1	1	2					
	F	0	0	0	0	0	0	0	0	2	0	0	0
Opium or Cocaine and their Derivatives	e	M					0						
	F						0						
Marijuana	f	M				1	1	2					
	F							0	2				
Synthetic Narcotics	g	M					0						
	F						0						
Other Dangerous Non-Narcotic Drugs	h	M					0						
	F						0						
Gambling Total	19	M	0	0	0	0	0	0					
	F	0	0	0	0	0	0	0	0	0	0	0	0
Bookmaking	a	M					0						
	F						0						
Numbers and Lottery	b	M					0						
	F						0						
All Other Gambling	c	M					0						
	F						0						
Offenses Against Family and Children	20	M					0						
	F					1	1		1				

-88-

**ATLANTA POLICE DEPARTMENT  
AGE, SEX, AND RACE OF PERSONS ARRESTED  
16 YEARS OF AGE AND UNDER**

MONTH JANUARY

YEAR 2013

CLASSIFICATION OF OFFENSES	SEX	AGE						RACE				ETHNIC			
		09	1012	1314	15	16	TOTAL	White	Black	Native Amer.	Asian/Pacific	Whi. Hispanic	Blck Hispanic		
		Driving Under the Influence	21	M						0					
		F						0							
Liquor Laws	22	M						0							
		F						0							
Drunkenness	23	M						0							
		F						0							
Disorderly Conduct	24	M					1	1							
		F		1	1	1	2	5		6					
Vagrancy	25	M						0							
		F						0							
All Other Offenses (except Traffic)	26	M			1	2	1	4							
		F						0	2	2					
Suspicion	27	M						0							
		F						0							
Curfew and Loitering	28	M						0							
		F						0							
Run-Aways	29	M						0							
		F						0							
<b>Total</b>			0	3	27	25	35	90	4	86	0	0	0	0	0

JANUARY 2013

Month and Year of Report

GAAPD 0000

Agency Identifier

FEBRUARY 18, 2013

Date

*Naul J. K...*  
LEUTENANT

Prepared By

*George W. Jones*  
CHIEF  
Chief, Commissioner, Sheriff, or Superintendent

ATLANTA POLICE DEPARTMENT - GEORGIA

Agency and State

- 8 -



**UNIFORM CRIME REPORTING**

**LAW ENFORCEMENT  
OPERATIONS  
&  
MANAGEMENT**


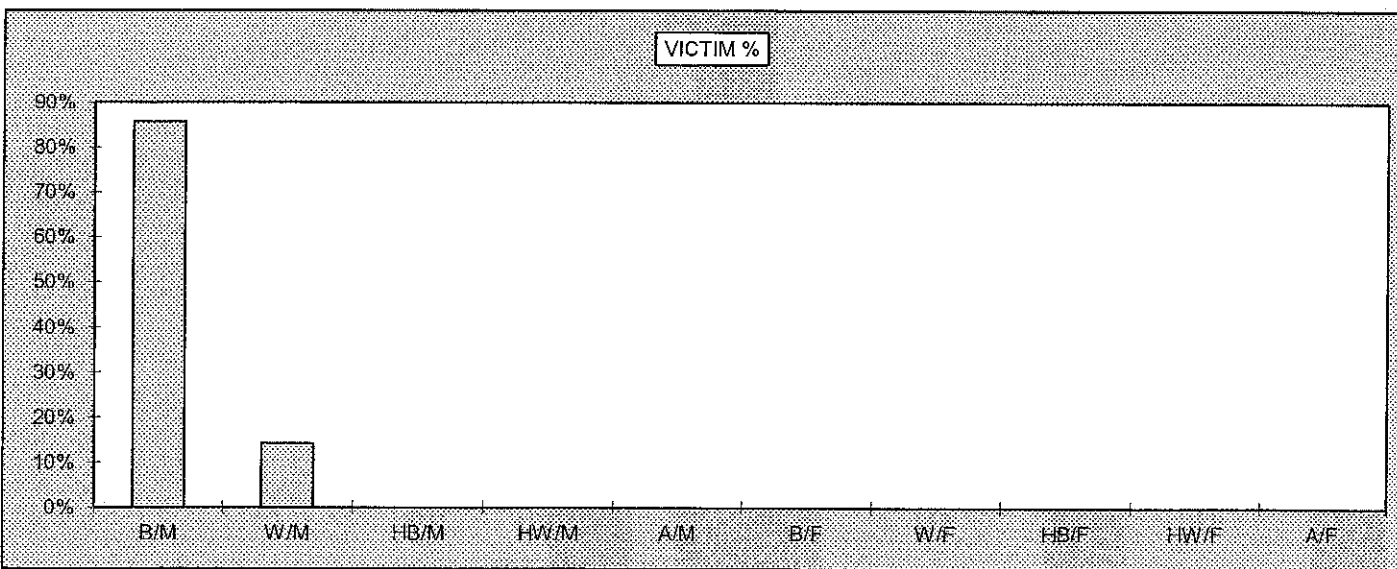
**CRIME AREA COMPARISON**

**SUPPORT SERVICES DIVISION  
Information Services Section**

**JANUARY 2013  
JANUARY 2012**

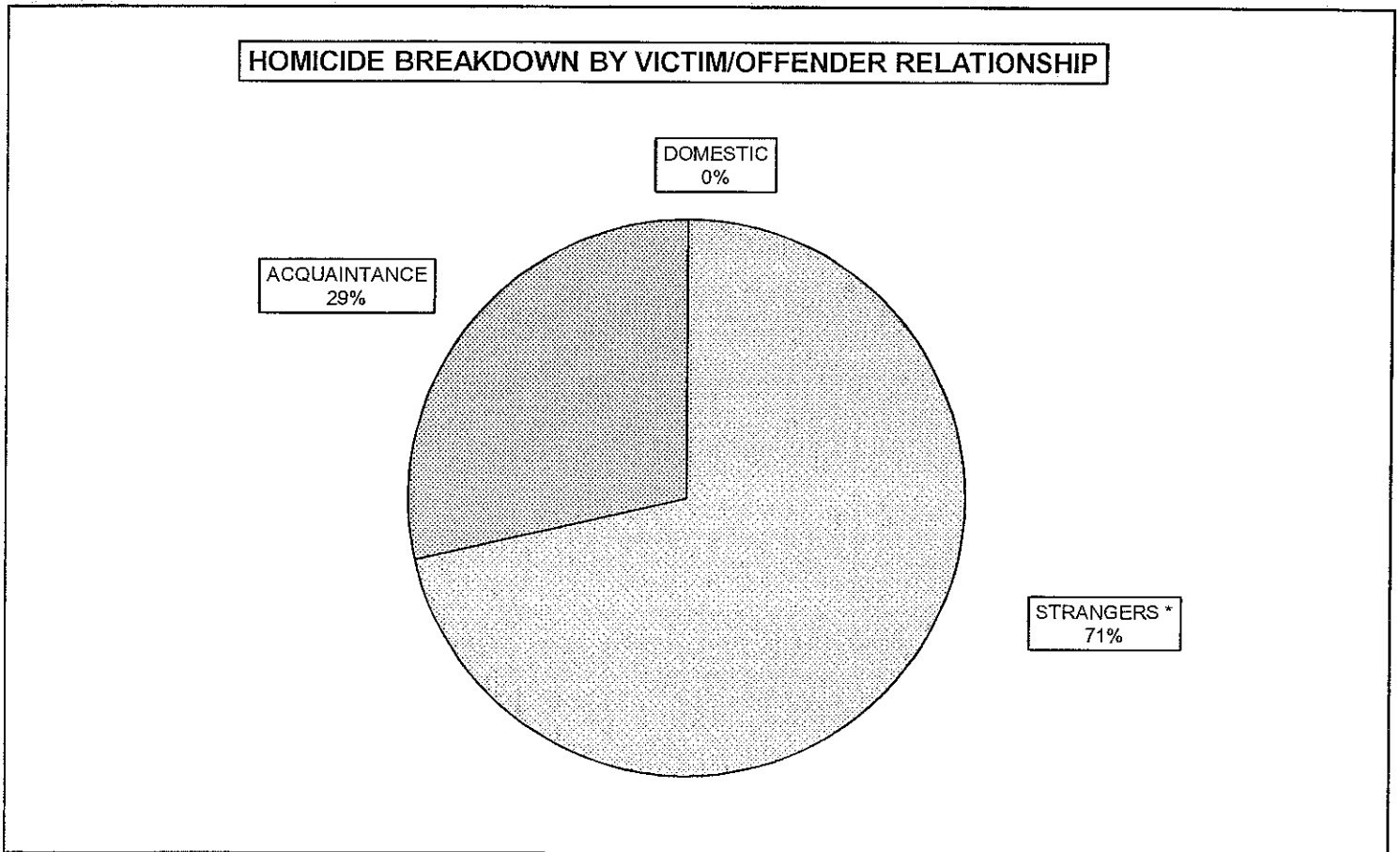
2013  
**JANUARY HOMICIDE COMPARISON  
 BY RACE, SEX, AND ETHNIC ORIGIN**

	VICTIM	PERPETRATOR		VICTIM %	PERPETRATOR %
B/M	6	4	B/M	86%	100%
W/M	1	0	W/M	14%	0%
HB/M	0	0	HB/M	0%	0%
HW/M	0	0	HW/M	0%	0%
A/M	0	0	A/M	0%	0%
<b>TOTAL MALES</b>	<b>7</b>	<b>4</b>	B/F	0%	0%
B/F	0	0	W/F	0%	0%
W/F	0	0	HB/F	0%	0%
HB/F	0	0	HW/F	0%	0%
HW/F	0	0	A/F	0%	0%
A/F	0	0	<b>PERPETRATOR UNKNOWN FOR 3 HOMICIDES</b>		
<b>TOTAL FEMALES</b>	<b>0</b>	<b>0</b>			
<b>TOTAL</b>	<b>7</b>	<b>4</b>			



**2013  
HOMICIDE BREAKDOWN  
YEAR TO DATE**

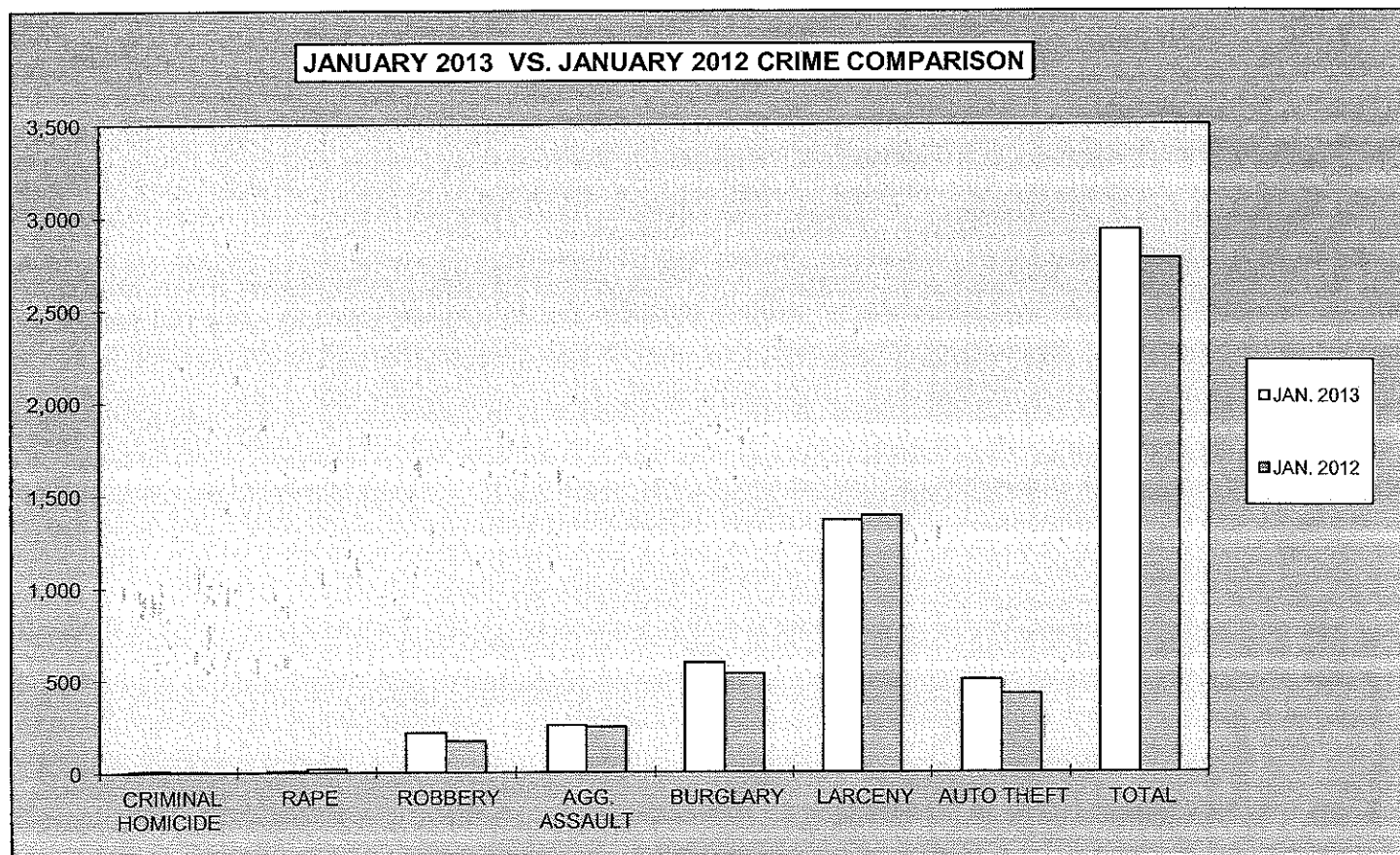
JANUARY							
MONTH	ACTUAL	DOMESTIC	%	STRANGERS *	%	ACQUAINTANCE	%
JANUARY	7	0	0%	5	71%	2	29%
FEBRUARY							
MARCH							
APRIL							
MAY							
JUNE							
JULY							
AUGUST							
SEPTEMBER							
OCTOBER							
NOVEMBER							
DECEMBER							
<b>TOTAL</b>	<b>7</b>	<b>0</b>	<b>0%</b>	<b>5</b>	<b>71%</b>	<b>2</b>	<b>29%</b>



\* UNKNOWNNS INCLUDED IN WITH STRANGERS

**2013  
MONTHLY CRIME COMPARISON**

CRIME	JAN. 2013	JAN. 2012	# DIFFERENCE	% DIFFERENCE
CRIMINAL HOMICIDE	7	4	3	75%
RAPE	6	19	-13	-68%
ROBBERY	214	168	46	27%
AGG. ASSAULT	253	244	9	4%
BURGLARY	591	532	59	11%
RESIDENCE	517	464	53	11%
NON-RESIDENCE	74	68	6	9%
LARCENY	1,363	1,389	-26	-2%
POCKETPICKING	6	10	-4	-40%
PURSE SNATCHING	43	28	15	54%
SHOPLIFTING	230	235	-5	-2%
FROM MOTOR VEHICLES	621	532	89	17%
MOTOR VEH. PARTS/ACCESSORIES	96	161	-65	-40%
BICYCLES	12	10	2	20%
FROM BUILDINGS	158	144	14	10%
FROM COIN OPERATED MACHINES	1	1	0	0%
ALL OTHER	196	268	-72	-27%
AUTO THEFT	500	422	78	18%
<b>TOTAL</b>	<b>2,934</b>	<b>2,778</b>	<b>156</b>	<b>6%</b>



## 2013 ARREST COMPARISON

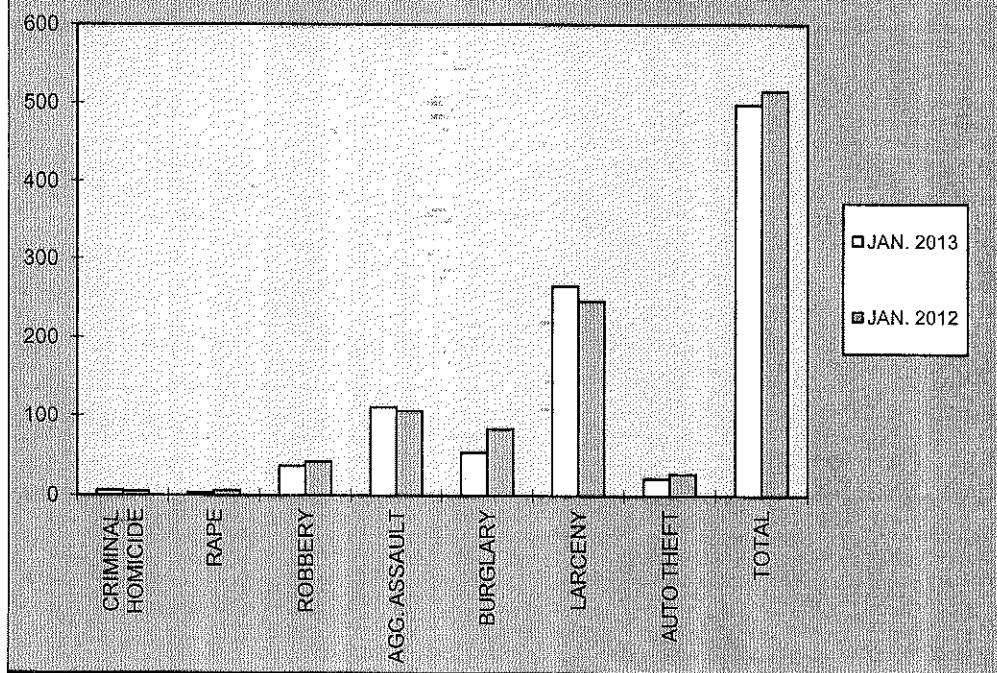
### JANUARY ARREST COMPARISON

CRIME	JAN. 2013	JAN. 2012	# DIFFERENCE	% DIFFERENCE
CRIMINAL HOMICIDE	6	5	1	20%
RAPE	3	6	-3	-50%
ROBBERY	37	42	-5	-12%
AGG. ASSAULT	111	106	5	5%
BURGLARY	54	83	-29	-35%
LARCENY	265	246	19	8%
AUTO THEFT	22	27	-5	-19%
<b>TOTAL</b>	<b>498</b>	<b>515</b>	<b>-17</b>	<b>-3%</b>

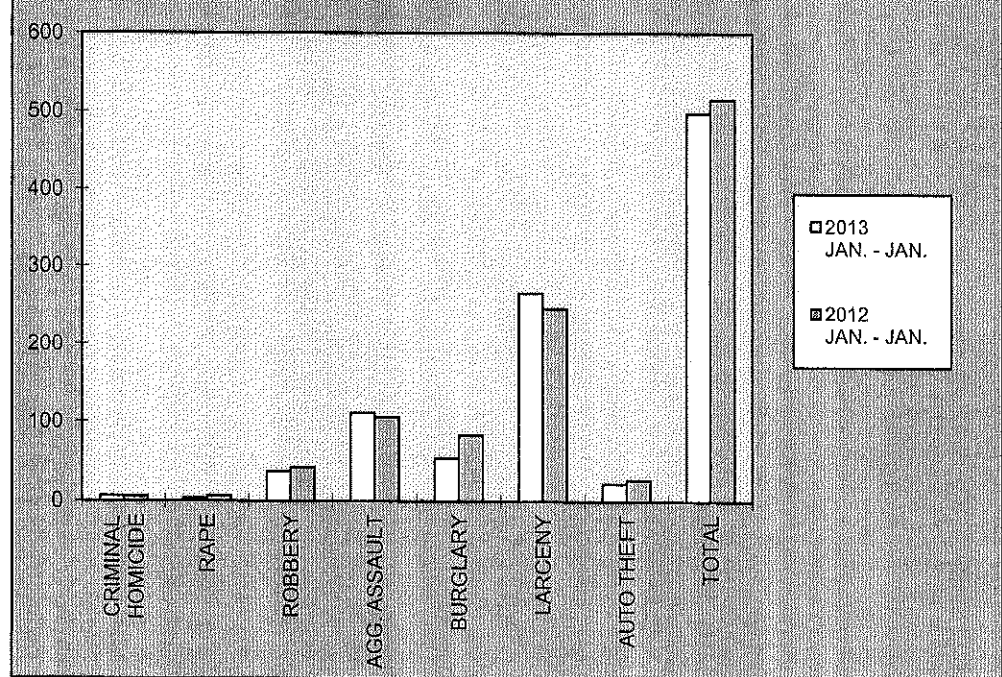
### FIRST MONTH ARREST COMPARISON

CRIME	2013 JAN. - JAN.	2012 JAN. - JAN.	# DIFFERENCE	% DIFFERENCE
CRIMINAL HOMICIDE	6	5	1	20%
RAPE	3	6	-3	-50%
ROBBERY	37	42	-5	-12%
AGG. ASSAULT	111	106	5	5%
BURGLARY	54	83	-29	-35%
LARCENY	265	246	19	8%
AUTO THEFT	22	27	-5	-19%
<b>TOTAL</b>	<b>498</b>	<b>515</b>	<b>-17</b>	<b>-3%</b>

### JAN. 2013 VS. JAN. 2012 ARREST COMPARISON



### YEAR TO DATE ARREST COMPARISON 2013 VS. 2012



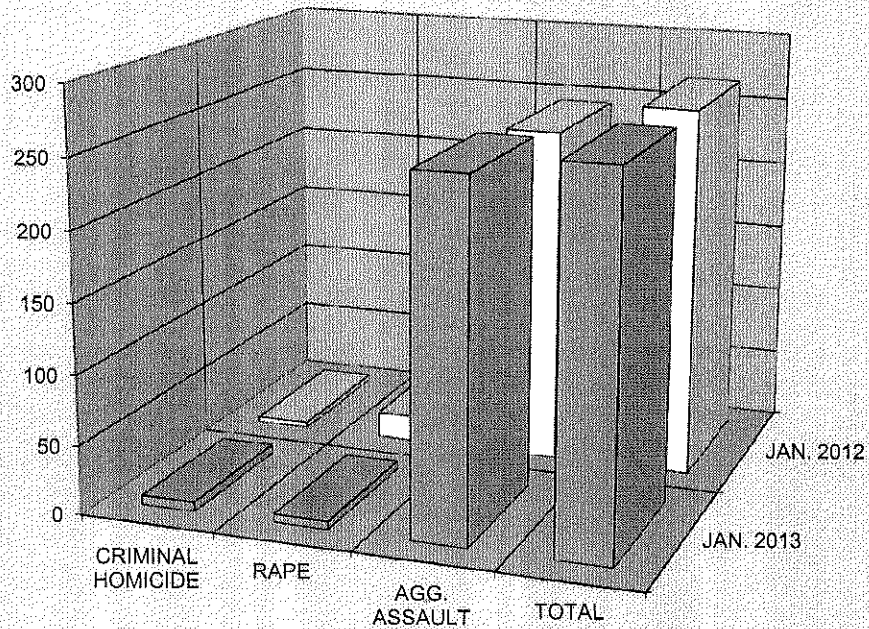


**2013  
CRIME COMPARISON  
CRIMES AGAINST PERSONS**

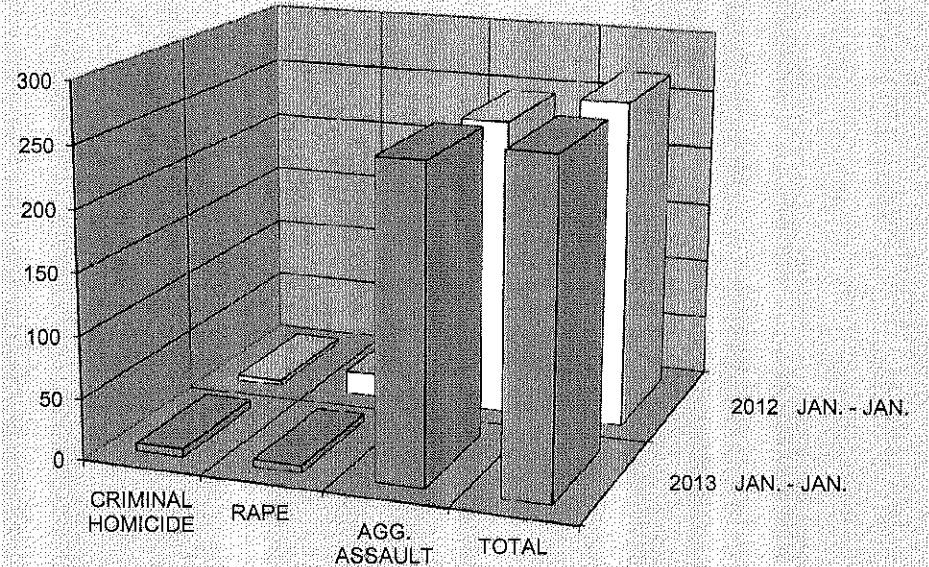
JANUARY				
CRIME	JAN 2013	JAN. 2012	# DIFFERENCE	% DIFFERENCE
CRIMINAL HOMICIDE	7	4	3	75%
RAPE	6	19	-13	-68%
AGG. ASSAULT	253	244	9	4%
<b>TOTAL</b>	<b>266</b>	<b>267</b>	<b>-1</b>	<b>0%</b>

FIRST MONTH				
CRIME	2013 JAN. - JAN.	2012 JAN. - JAN.	# DIFFERENCE	% DIFFERENCE
CRIMINAL HOMICIDE	7	4	3	75%
RAPE	6	19	-13	-68%
AGG. ASSAULT	253	244	9	4%
<b>TOTAL</b>	<b>266</b>	<b>267</b>	<b>-1</b>	<b>0%</b>

**JANUARY CRIMES AGAINST PERSONS**



**YEAR TO DATE CRIMES AGAINST PERSONS**

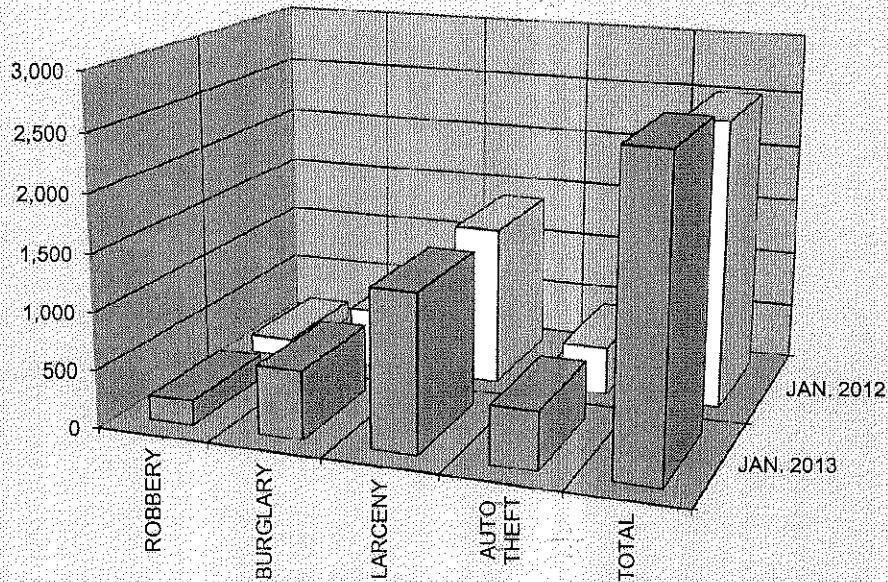


**2013  
CRIME COMPARISON  
CRIMES AGAINST PROPERTY**

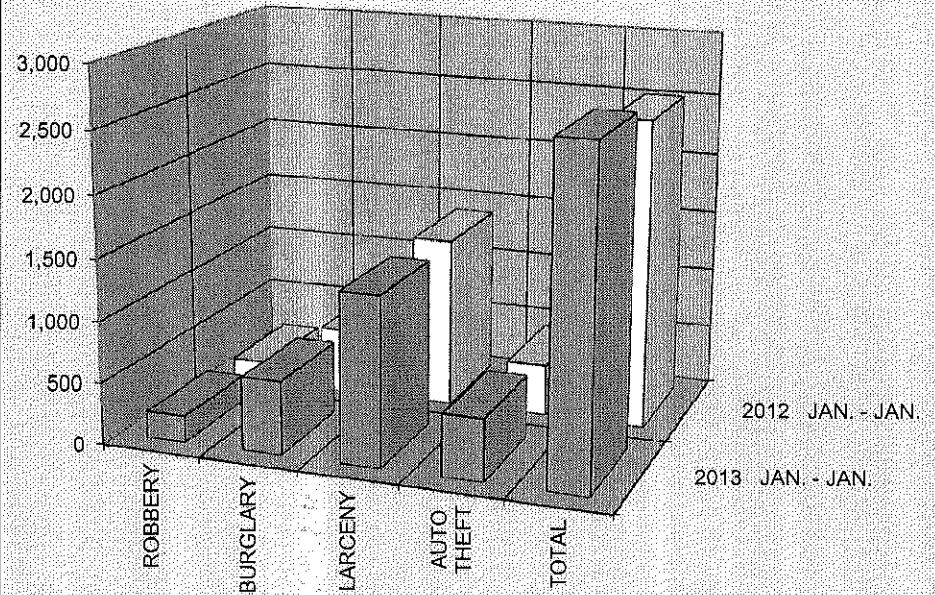
<b>JANUARY</b>				
CRIME	JAN. 2013	JAN. 2012	# DIFFERENCE	% DIFFERENCE
ROBBERY	214	168	46	27%
BURGLARY	591	532	59	11%
LARCENY	1,363	1,389	-26	-2%
AUTO THEFT	500	422	78	18%
<b>TOTAL</b>	<b>2,668</b>	<b>2,511</b>	<b>157</b>	<b>6%</b>

<b>FIRST MONTH</b>				
CRIME	2013 JAN. - JAN.	2012 JAN. - JAN.	# DIFFERENCE	% DIFFERENCE
ROBBERY	214	168	46	27%
BURGLARY	591	532	59	11%
LARCENY	1,363	1,389	-26	-2%
AUTO THEFT	500	422	78	18%
<b>TOTAL</b>	<b>2,668</b>	<b>2,511</b>	<b>157</b>	<b>6%</b>

**JANUARY CRIMES AGAINST PROPERTY**



**YEAR TO DATE CRIMES AGAINST PROPERTY**


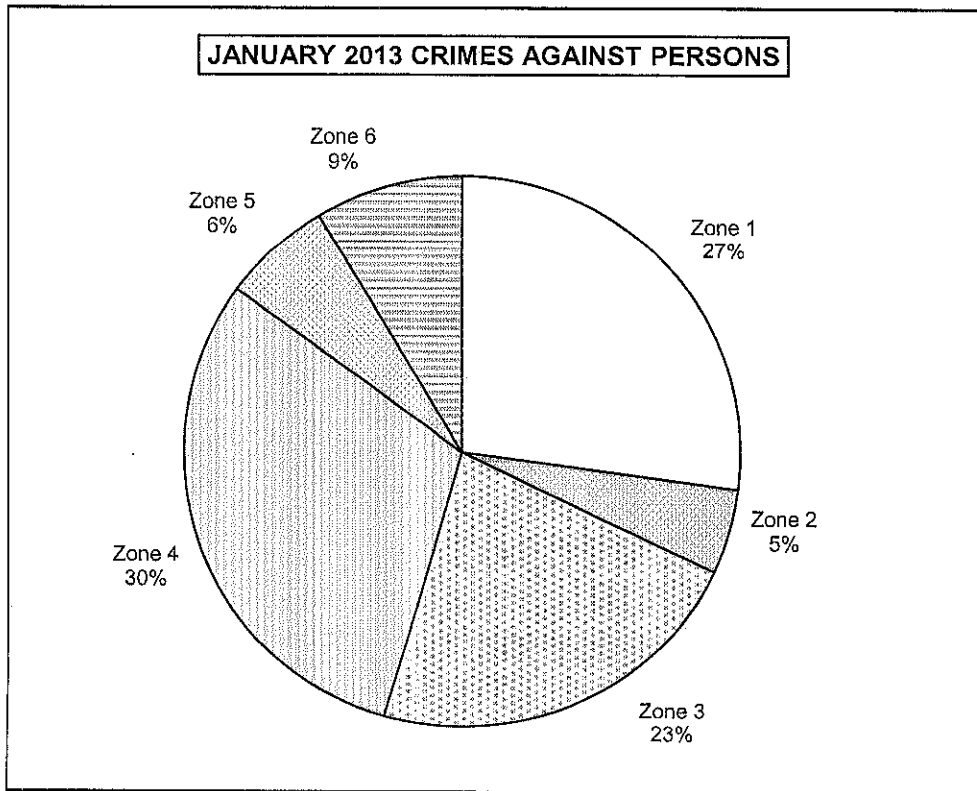


-14-

**2013  
AREA BREAKDOWN  
CRIMES AGAINST PERSONS AND PROPERTY**

JANUARY 2013 CRIMES AGAINST PERSONS BY ZONE						
CRIME	Zone 1	Zone 2	Zone 3	Zone 4	Zone 5	Zone 6
CRIMINAL HOMICIDE	3	0	0	3	0	1
RAPE	1	1	1	2	0	1
AGG. ASSAULT	68	12	59	76	17	21
<b>TOTAL CRIMES AGAINST PERSONS</b>	<b>72</b>	<b>13</b>	<b>60</b>	<b>81</b>	<b>17</b>	<b>23</b>

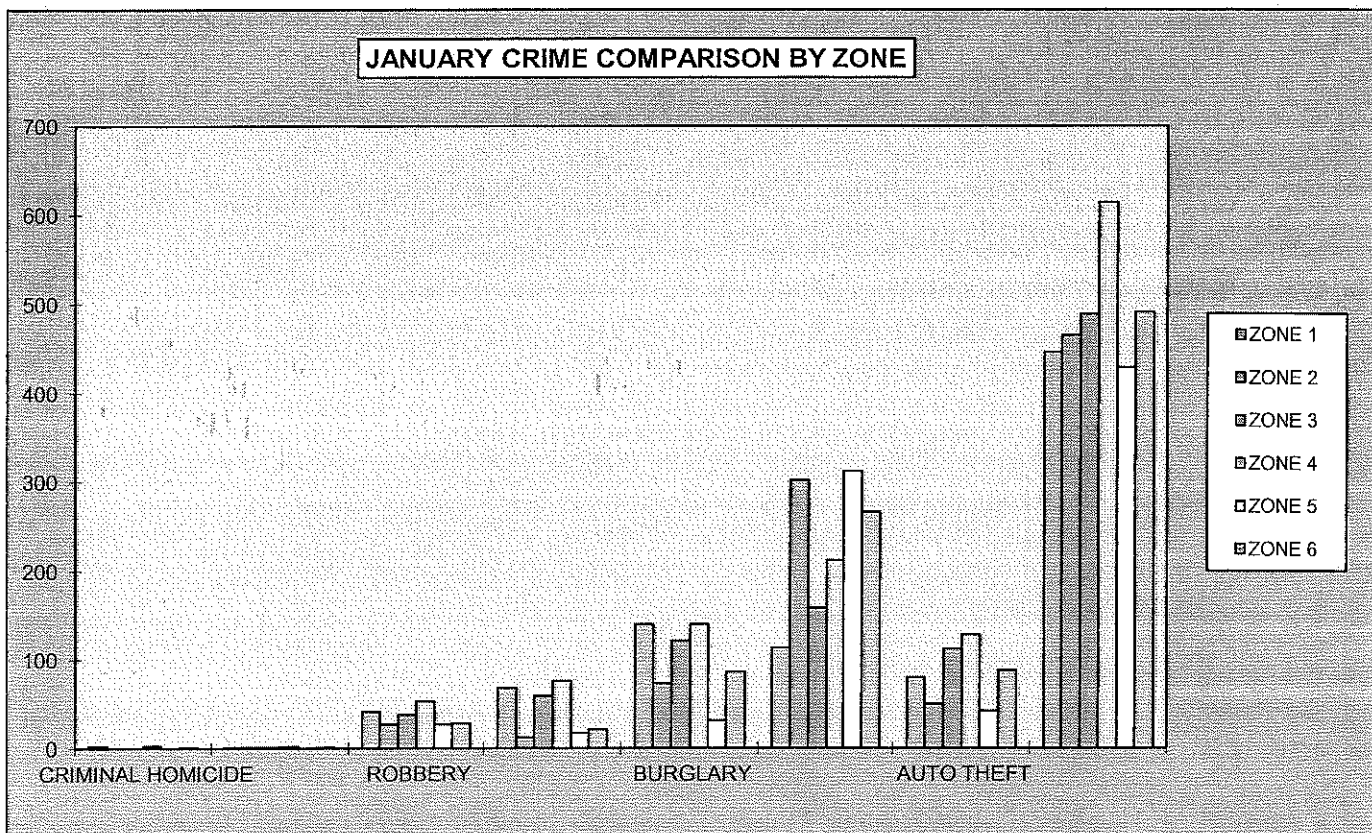
JANUARY 2013 CRIMES AGAINST PROPERTY BY ZONE						
CRIME	Zone 1	Zone 2	Zone 3	Zone 4	Zone 5	Zone 6
ROBBERY	41	27	38	53	27	28
BURGLARY	140	73	121	140	31	86
LARCENY	113	302	158	212	312	266
AUTO THEFT	80	50	112	128	42	88
<b>TOTAL CRIMES AGAINST PROPERTY</b>	<b>374</b>	<b>452</b>	<b>429</b>	<b>533</b>	<b>412</b>	<b>468</b>





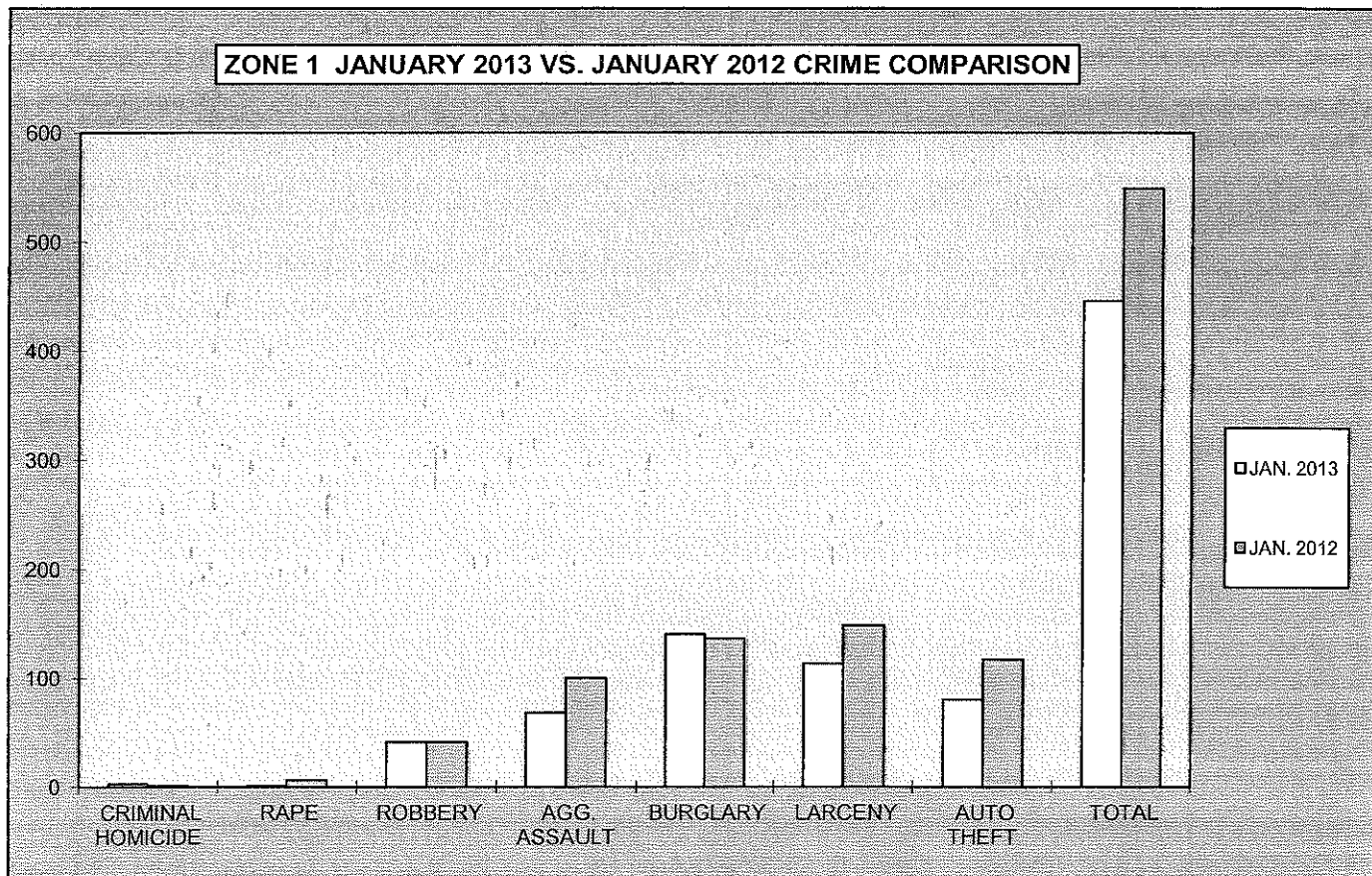
**2013  
AREA BREAKDOWN**

<b>JANUARY CRIME COMPARISON BY ZONE</b>						
<b>CRIME</b>	<b>ZONE 1</b>	<b>ZONE 2</b>	<b>ZONE 3</b>	<b>ZONE 4</b>	<b>ZONE 5</b>	<b>ZONE 6</b>
CRIMINAL HOMICIDE	3	0	0	3	0	1
RAPE	1	1	1	2	0	1
ROBBERY	41	27	38	53	27	28
AGG. ASSAULT	68	12	59	76	17	21
BURGLARY	140	73	121	140	31	86
RESIDENCE	132	56	106	132	22	69
NON-RESIDENCE	8	17	15	8	9	17
LARCENY	113	302	158	212	312	266
POCKETPICKING	1	0	0	0	4	1
PURSE SNATCHING	6	2	7	10	13	5
SHOPLIFTING	13	74	19	53	23	48
FROM MOTOR VEHICLES	37	151	38	71	172	152
MOTOR VEH. PARTS/ACCESSORIES	12	15	18	12	24	15
BICYCLES	1	2	1	2	2	4
FROM BUILDINGS	11	34	27	23	45	18
FROM COIN OPERATED MACHINES	0	0	0	1	0	0
ALL OTHER	32	24	48	40	29	23
AUTO THEFT	80	50	112	128	42	88
<b>TOTAL</b>	<b>446</b>	<b>465</b>	<b>489</b>	<b>614</b>	<b>429</b>	<b>491</b>



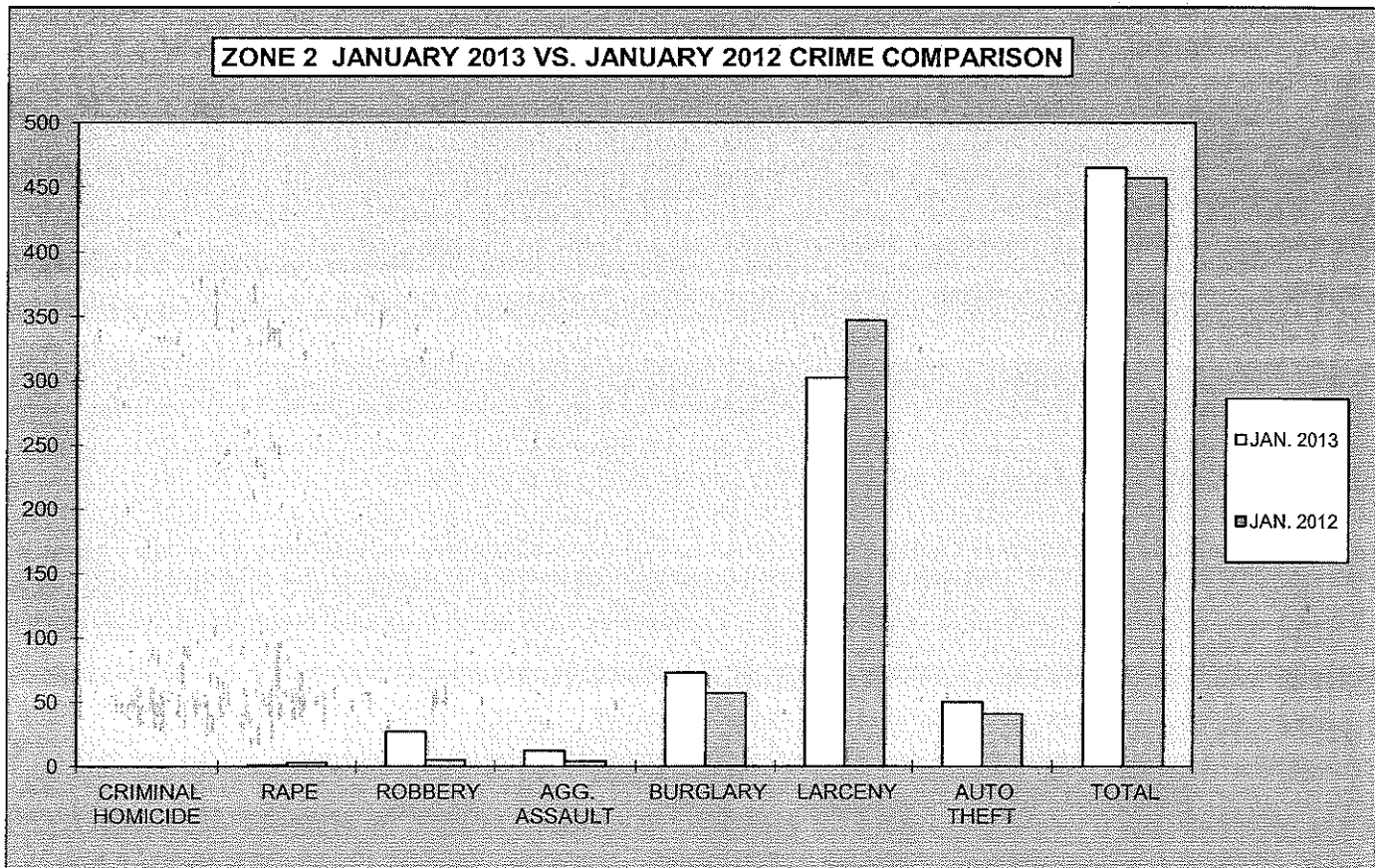
**2013  
MONTHLY CRIME COMPARISON**

<b>ZONE 1</b>				
<b>CRIME</b>	<b>JAN 2013</b>	<b>JAN 2012</b>	<b># DIFFERENCE</b>	<b>% DIFFERENCE</b>
CRIMINAL HOMICIDE	3	1	2	200%
RAPE	1	6	-5	-83%
ROBBERY	41	41	0	0%
AGG. ASSAULT	68	100	-32	-32%
BURGLARY	140	136	4	3%
RESIDENCE	132	124	8	6%
NON-RESIDENCE	8	12	-4	-33%
LARCENY	113	148	-35	-24%
POCKETPICKING	1	0	1	100%
PURSE SNATCHING	6	6	0	0%
SHOPLIFTING	13	14	-1	-7%
FROM MOTOR VEHICLES	37	45	-8	-18%
MOTOR VEH. PARTS/ACCESSORIES	12	23	-11	-48%
BICYCLES	1	0	1	100%
FROM BUILDINGS	11	13	-2	-15%
FROM COIN OPERATED MACHINES	0	0	0	0%
ALL OTHER	32	47	-15	-32%
AUTO THEFT	80	117	-37	-32%
<b>TOTAL</b>	<b>446</b>	<b>549</b>	<b>-103</b>	<b>-19%</b>



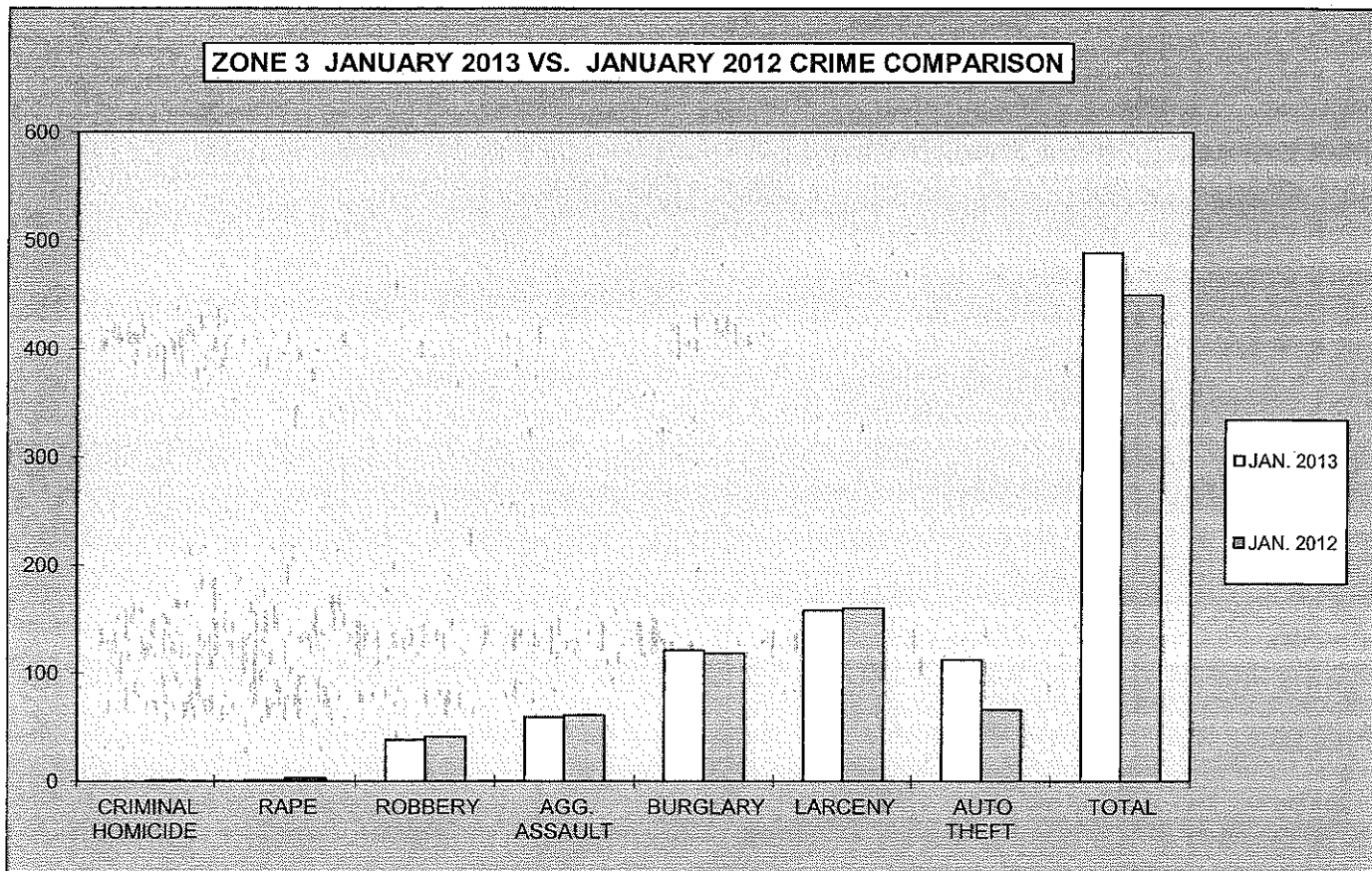
**2013  
MONTHLY CRIME COMPARISON**

<b>ZONE 2</b>					
<b>CRIME</b>	<b>JAN. 2013</b>	<b>JAN. 2012</b>	<b># DIFFERENCE</b>	<b>% DIFFERENCE</b>	
CRIMINAL HOMICIDE	0	0	0	0%	
RAPE	1	3	-2	-67%	
ROBBERY	27	5	22	440%	
AGG. ASSAULT	12	4	8	200%	
BURGLARY	73	57	16	28%	
RESIDENCE	56	49	7	14%	
NON-RESIDENCE	17	8	9	113%	
LARCENY	302	347	-45	-13%	
POCKETPICKING	0	5	-5	-100%	
PURSE SNATCHING	2	8	-6	-75%	
SHOPLIFTING	74	67	7	10%	
FROM MOTOR VEHICLES	151	150	1	1%	
MOTOR VEH. PARTS/ACCESSORIES	15	39	-24	-62%	
BICYCLES	2	1	1	100%	
FROM BUILDINGS	34	28	6	21%	
FROM COIN OPERATED MACHINES	0	0	0	0%	
ALL OTHER	24	49	-25	-51%	
AUTO THEFT	50	41	9	22%	
<b>TOTAL</b>	<b>465</b>	<b>457</b>	<b>8</b>	<b>2%</b>	



**2013  
MONTHLY CRIME COMPARISON**

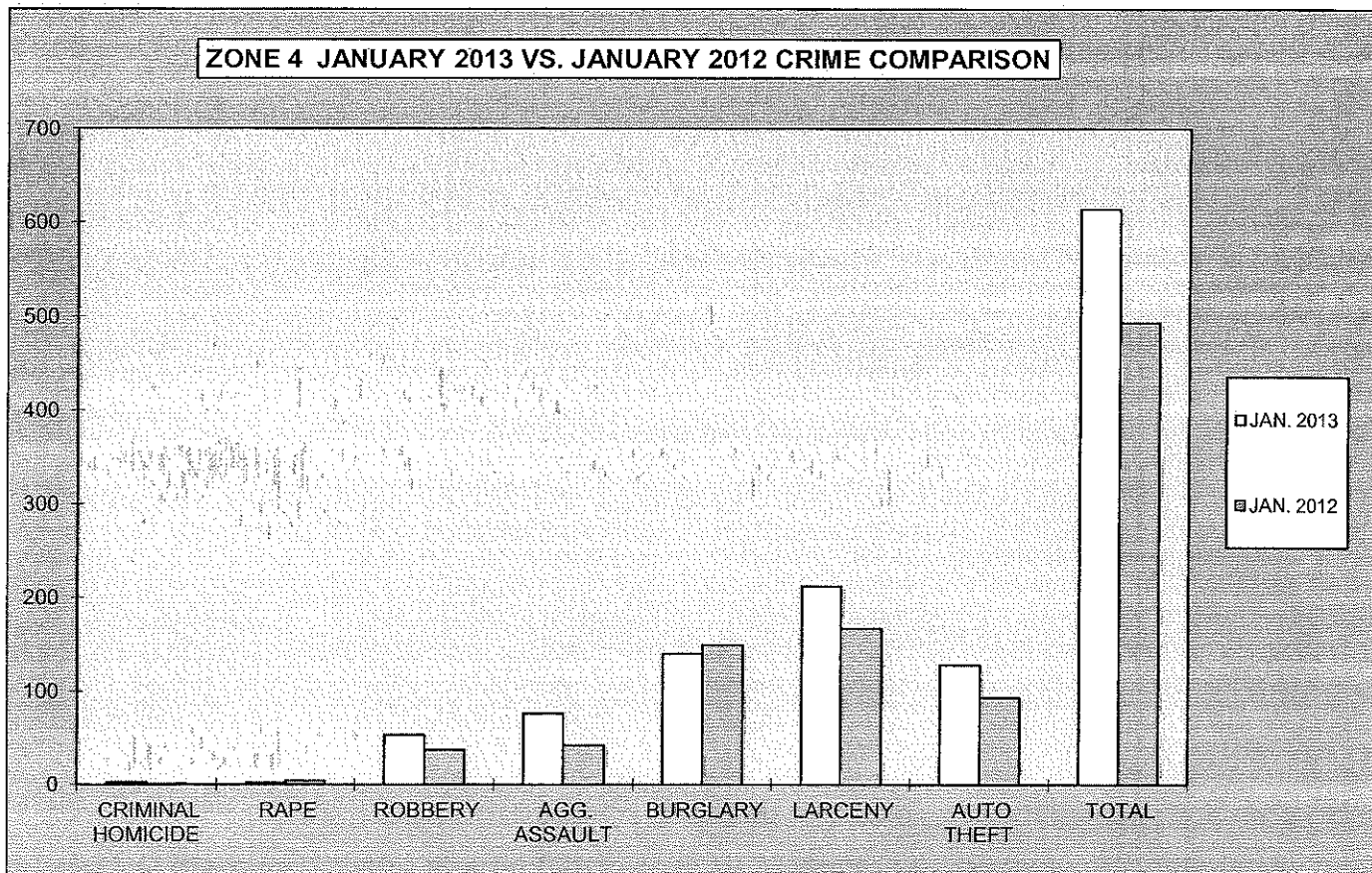
<b>ZONE 3</b>				
<b>CRIME</b>	<b>JAN. 2013</b>	<b>JAN. 2012</b>	<b># DIFFERENCE</b>	<b>% DIFFERENCE</b>
CRIMINAL HOMICIDE	0	1	-1	-100%
RAPE	1	3	-2	-67%
ROBBERY	38	41	-3	-7%
AGG. ASSAULT	59	61	-2	-3%
BURGLARY	121	118	3	3%
RESIDENCE	106	106	0	0%
NON-RESIDENCE	15	12	3	25%
LARCENY	158	160	-2	-1%
POCKETPICKING	0	2	-2	-100%
PURSE SNATCHING	7	3	4	133%
SHOPLIFTING	19	25	-6	-24%
FROM MOTOR VEHICLES	38	26	12	46%
MOTOR VEH. PARTS/ACCESSORIES	18	24	-6	-25%
BICYCLES	1	1	0	0%
FROM BUILDINGS	27	19	8	42%
FROM COIN OPERATED MACHINES	0	0	0	0%
ALL OTHER	48	60	-12	-20%
AUTO THEFT	112	66	46	70%
<b>TOTAL</b>	<b>489</b>	<b>450</b>	<b>39</b>	<b>9%</b>





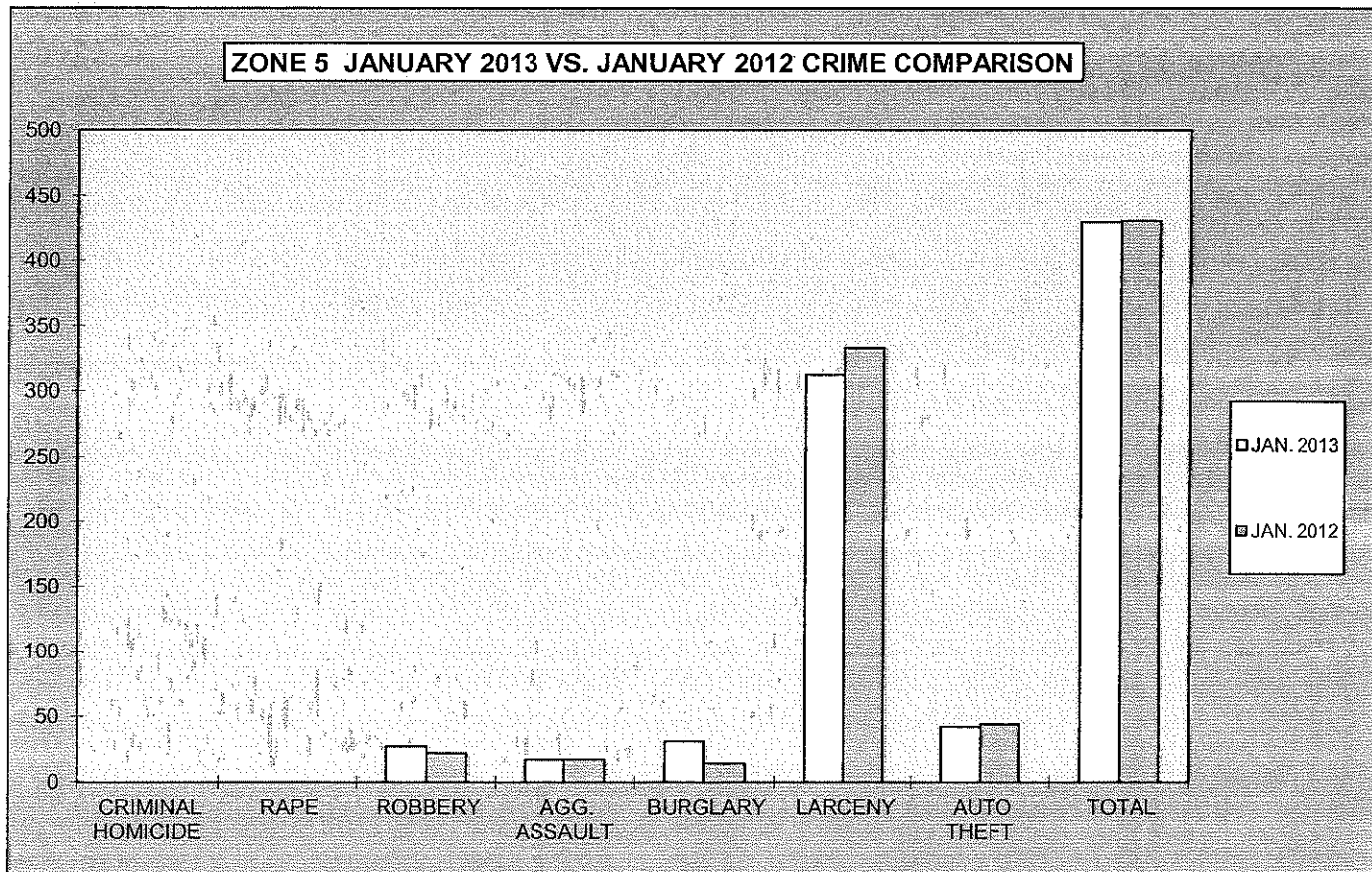
**2013  
MONTHLY CRIME COMPARISON**

<b>ZONE 4</b>				
<b>CRIME</b>	<b>JAN. 2013</b>	<b>JAN. 2012</b>	<b># DIFFERENCE</b>	<b>% DIFFERENCE</b>
CRIMINAL HOMICIDE	3	1	2	200%
RAPE	2	4	-2	-50%
ROBBERY	53	37	16	43%
AGG. ASSAULT	76	42	34	81%
BURGLARY	140	149	-9	-6%
RESIDENCE	132	136	-4	-3%
NON-RESIDENCE	8	13	-5	-38%
LARCENY	212	167	45	27%
POCKETPICKING	0	1	-1	-100%
PURSE SNATCHING	10	3	7	233%
SHOPLIFTING	53	43	10	23%
FROM MOTOR VEHICLES	71	32	39	122%
MOTOR VEH. PARTS/ACCESSORIES	12	11	1	9%
BICYCLES	2	2	0	0%
FROM BUILDINGS	23	21	2	10%
FROM COIN OPERATED MACHINES	1	1	0	0%
ALL OTHER	40	53	-13	-25%
AUTO THEFT	128	93	35	38%
<b>TOTAL</b>	<b>614</b>	<b>493</b>	<b>121</b>	<b>25%</b>



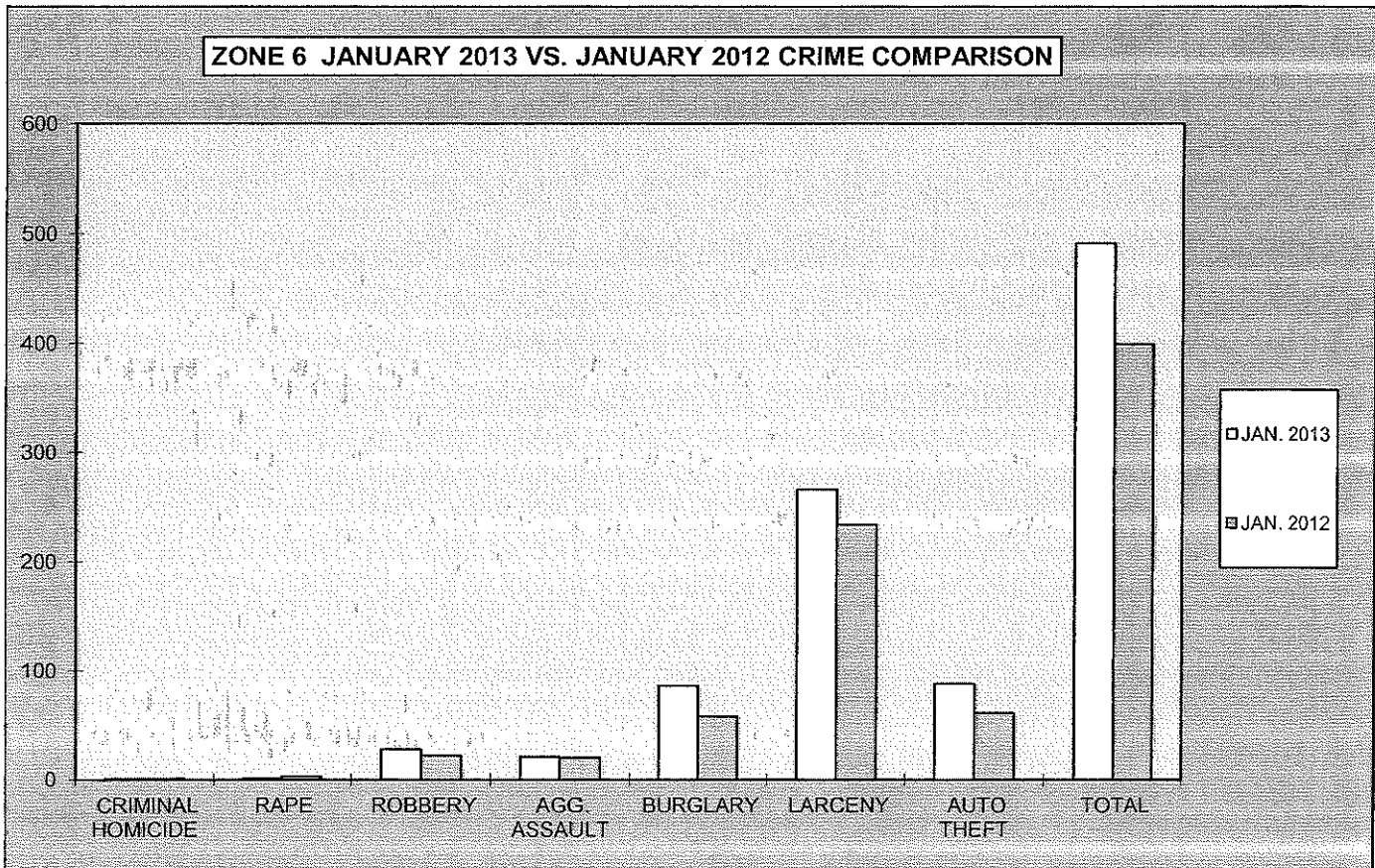
**2013  
MONTHLY CRIME COMPARISON**

<b>ZONE 5</b>					
<b>CRIME</b>	<b>JAN. 2013</b>	<b>JAN. 2012</b>	<b># DIFFERENCE</b>	<b>% DIFFERENCE</b>	
CRIMINAL HOMICIDE	0	0	0	0%	
RAPE	0	0	0	0%	
ROBBERY	27	22	5	23%	
AGG. ASSAULT	17	17	0	0%	
BURGLARY	31	14	17	121%	
RESIDENCE	22	3	19	633%	
NON-RESIDENCE	9	11	-2	-18%	
LARCENY	312	333	-21	-6%	
POCKETPICKING	4	2	2	100%	
PURSE SNATCHING	13	4	9	225%	
SHOPLIFTING	23	36	-13	-36%	
FROM MOTOR VEHICLES	172	173	-1	-1%	
MOTOR VEH. PARTS/ACCESSORIES	24	43	-19	-44%	
BICYCLES	2	3	-1	-33%	
FROM BUILDINGS	45	44	1	2%	
FROM COIN OPERATED MACHINES	0	0	0	0%	
ALL OTHER	29	28	1	4%	
AUTO THEFT	42	44	-2	-5%	
<b>TOTAL</b>	<b>429</b>	<b>430</b>	<b>-1</b>	<b>0%</b>	



**2013  
MONTHLY CRIME COMPARISON**

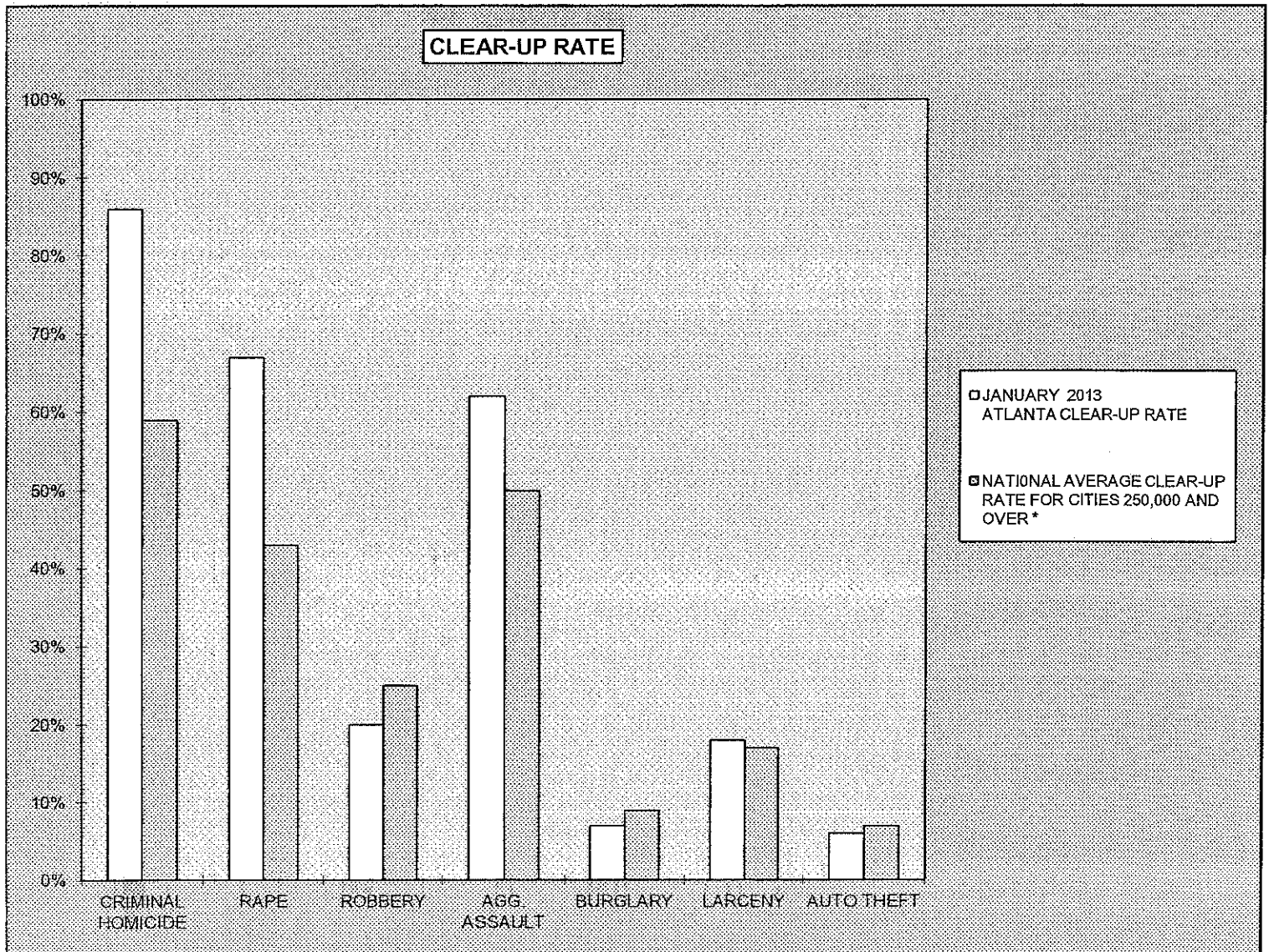
<b>ZONE 6</b>					
<b>CRIME</b>	<b>JAN. 2013</b>	<b>JAN. 2012</b>	<b># DIFFERENCE</b>	<b>% DIFFERENCE</b>	
CRIMINAL HOMICIDE	1	1	0	0%	
RAPE	1	3	-2	-67%	
ROBBERY	28	22	6	27%	
AGG. ASSAULT	21	20	1	5%	
BURGLARY	86	58	28	48%	
RESIDENCE	69	46	23	50%	
NON-RESIDENCE	17	12	5	42%	
LARCENY	266	234	32	14%	
POCKETPICKING	1	0	1	100%	
PURSE SNATCHING	5	4	1	25%	
SHOPLIFTING	48	50	-2	-4%	
FROM MOTOR VEHICLES	152	106	46	43%	
MOTOR VEH. PARTS/ACCESSORIES	15	21	-6	-29%	
BICYCLES	4	3	1	33%	
FROM BUILDINGS	18	19	-1	-5%	
FROM COIN OPERATED MACHINES	0	0	0	0%	
ALL OTHER	23	31	-8	-26%	
AUTO THEFT	88	61	27	44%	
<b>TOTAL</b>	<b>491</b>	<b>399</b>	<b>92</b>	<b>23%</b>	



**2013  
CRIME COMPARISON  
CLEAR-UP RATE**

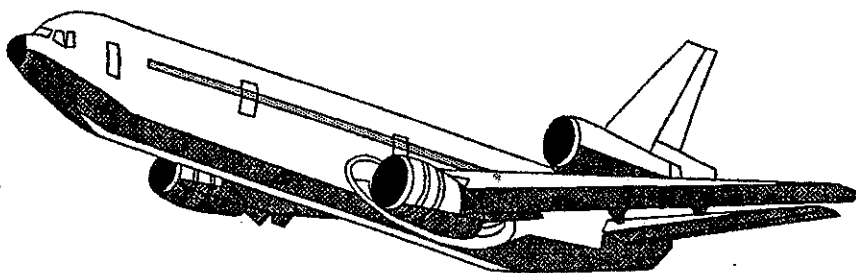
CRIME	JANUARY 2013 ATLANTA CLEAR-UP RATE	NATIONAL AVERAGE CLEAR-UP RATE FOR CITIES 250,000 AND OVER *
CRIMINAL HOMICIDE	86%	59%
RAPE	67%	43%
ROBBERY	20%	25%
AGG. ASSAULT	62%	50%
BURGLARY	7%	9%
LARCENY	18%	17%
AUTO THEFT	6%	7%

\* National Average for Cities 250,000 and Over Based on Latest Annual (2011) FBI Uniform Crime Report





# APD



The Atlanta Airport  
UNIFORM CRIME REPORTING



JANUARY 2013

SUPPORT SERVICES DIVISION  
INFORMATION SERVICES SECTION

**RETURN A - MONTHLY RETURN OF OFFENSES KNOWN TO THE POLICE**

1-720b (Rev. 8-30-94)  
OMB No. 1110-0001

This report is authorized by law Title 28, Section 534, U. S. Code. While you are not required to respond, your cooperation in forwarding this report by the 7th day after the close of the month to Uniform Crime Reports, Federal Bureau of Investigation, Washington, D.C. 20535, will assist in compiling comprehensive, accurate national crime figures on a timely basis.

1	2	3	4	5	6
CLASSIFICATION OF OFFENSES	OFFENSES REPORTED OR KNOWN TO POLICE (INCLUDE "UNFOUNDED" AND ATTEMPTS)	UNFOUNDED, I.E., FALSE OR BASELESS COMPLAINTS	NUMBER OF ACTUAL OFFENSES (COLUMN 2 MINUS COLUMN 3) INCLUDE ATTEMPTS	TOTAL OFFENSES CLEARED BY ARREST OR EXCEPTIONAL MEANS (INCLUDES COL. 6)	NUMBER OF CLEARANCES INVOLVING ONLY PERSONS UNDER 18 YEARS OF AGE
1. CRIMINAL HOMICIDE					
a. MURDER AND NONNEGLIGENT HOMICIDE	0	0	0	0	0
b. MANSLAUGHTER BY NEGLIGENCE					
2. FORCIBLE RAPE TOTAL	0	0	0	0	0
a. Rape by Force	0	0	0	0	0
b. Attempts to commit Forcible Rape	0	0	0	0	0
3. ROBBERY TOTAL	0	0	0	0	0
a. Firearm	0	0	0	0	0
b. Knife or Cutting Instrument	0	0	0	0	0
c. Other Dangerous Weapon	0	0	0	0	0
d. Strong-Arm (Hands, Fists, Feet, etc.)	0	0	0	0	0
4. ASSAULT TOTAL	2	0	2	1	0
a. Firearm	0	0	0	0	0
b. Knife or cutting instrument	0	0	0	0	0
c. Other Dangerous Weapon	0	0	0	0	0
d. Strong-Arm	0	0	0	0	0
e. Other Assaults - Simple, Not Aggravated	2	0	2	1	0
5. BURGLARY TOTAL	0	0	0	0	0
a. Forcible Entry	0	0	0	0	0
b. Unlawful Entry - No Force	0	0	0	0	0
c. Attempted Forcible Entry	0	0	0	0	0
6. LARCENY THEFT TOTAL (except Motor Vehicle Theft)	25	0	25	0	0
7. MOTOR VEHICLE THEFT TOTAL	2	0	2	0	0
a. Autos	2	0	2	0	0
b. Trucks and Buses	0	0	0	0	0
c. Other Vehicles	0	0	0	0	0
GRAND TOTAL	29	0	29	1	0

CHECKING ANY OF THE APPROPRIATE BLOCKS BELOW WILL ELIMINATE YOUR NEED TO SUBMIT REPORTS WHEN THE VALUES ARE ZERO. THIS WILL ALSO AID THE NATIONAL PROGRAM IN ITS QUALITY CONTROL EFFORTS.

NO SUPPLEMENTARY HOMICIDE REPORT SUBMITTED SINCE NO MURDERS, JUSTIFIABLE HOMICIDES, OR MANSLAUGHTER BY NEGLIGENCE OCCURRED IN THIS JURISDICTION DURING THE MONTH.

NO SUPPLEMENT TO RETURN A REPORT SINCE NO CRIME OFFENSES OR RECOVERY OF PROPERTY REPORTED DURING THE MONTH.

NO LAW ENFORCEMENT OFFICERS KILLED OR ASSAULTED REPORT SINCE NONE OF THE OFFICERS WERE ASSAULTED OR KILLED DURING THE MONTH.

NO AGE, SEX, AND RACE OF PERSONS ARRESTED UNDER 18 YEARS OF AGE REPORT SINCE NO ARRESTS OF PERSONS WITHIN THIS AGE GROUP.

NO AGE, SEX, AND RACE OF PERSONS ARRESTED 18 YEARS OF AGE AND OVER REPORT SINCE NO ARRESTS OF PERSONS WITHIN THIS AGE GROUP.

NO MONTHLY RETURN OF ARSON OFFENSES KNOWN TO LAW ENFORCEMENT REPORT SINCE NO ARSONS OCCURRED.

DO NOT USE THIS SPACE

INITIALS

RECORDED

EDITED

ENTERED

ADJUSTED

CHECKS

\* TOTALS INCLUDE PREVIOUS OFFENSES

JANUARY 2013

Month and Year of Report

GA 060240X

Agency Identifier

FEBRUARY 18, 2013

Date

ATLANTA AIRPORT POLICE - GEORGIA

Agency and State

Prepared By: *W. J. ...* LIEUTENANT  
*George H. ...* CHIEF  
 Chief, Commissioner, Sheriff, or Superintendent

## PROPERTY STOLEN BY CLASSIFICATION

CLASSIFICATION	DATA ENTRY	Number of Actual Offenses (Column 4 Return A)	Monetary Value of Property Stolen
1. MURDER AND NONNEGLIGENT MANSLAUGHTER	12	0	0.00
2. FORCIBLE RAPE	20	0	0.00
3. ROBBERY			
(a) HIGHWAY (streets, alleys, etc.)	31	0	0.00
(b) COMMERCIAL HOUSE (except c, d, and f)	32	0	0.00
(c) GAS OR SERVICE STATION	33	0	0.00
(d) CONVENIENCE STORE	34	0	0.00
(e) RESIDENCE (anywhere on premises)	35	0	0.00
(f) BANK	36	0	0.00
(g) MISCELLANEOUS	37	0	0.00
TOTAL ROBBERY	30	0	\$ 0.00
5. BURGLARY - BREAKING OR ENTERING			
(a) RESIDENCE (dwelling)			
(1) NIGHT (6 p.m. - 6 a.m.)	51	0	0.00
(2) DAY (6 a.m. - 6 p.m.)	52	0	0.00
(3) UNKNOWN	53	0	0.00
(b) NON-RESIDENCE (store, office, etc.)			
(1) NIGHT (6 p.m. - 6 a.m.)	54	0	0.00
(2) DAY (6 a.m. - 6 p.m.)	55	0	0.00
(3) UNKNOWN	56	0	0.00
TOTAL BURGLARY	50	0	\$ 0.00
6. LARCENY - THEFT (Except Motor Vehicle Theft)			
(a) \$200 AND OVER	61	20	62,214.00
(b) \$50 TO \$200	62	1	124.00
(c) UNDER \$50	63	4	10.00
TOTAL LARCENY (Same as Item 6X)	60	25	\$ 62,348.00
7. MOTOR VEHICLE THEFT (Include Alleged Joy Ride)	70	2	\$ 24,000.00
GRAND TOTAL - ALL ITEMS	77		\$ 86,348.00
<b>ADDITIONAL ANALYSIS OF LARCENY AND MOTOR VEHICLE THEFT</b>			
6X. NATURE OF LARCENIES UNDER ITEM 6			
(a) POCKET-PICKING	81	0	0.00
(b) PURSE-SNATCHING	82	0	0.00
(c) SHOPLIFTING	83	0	0.00
(d) FROM MOTOR VEHICLES (except e)	84	1	124.00
(e) MOTOR VEHICLE PARTS AND ACCESSORIES	85	0	0.00
(f) BICYCLES	86	0	0.00
(g) FROM BUILDING (except c and h)	87	8	2,862.00
(h) FROM ANY COIN-OPERATED MACHINES (parking meters, etc.)	88	0	0.00
(i) ALL OTHER	89	16	59,362.00
TOTAL LARCENIES (Same as Item 6)	90	25	\$ 62,348.00
7X. MOTOR VEHICLES RECOVERED			
(a) STOLEN LOCALLY AND RECOVERED LOCALLY	91	0	
(b) STOLEN LOCALLY AND RECOVERED BY OTHER JURISDICTIONS	92	0	
(c) TOTAL LOCALLY STOLEN MOTOR VEHICLES RECOVERED (a & b)	93	0	
(d) STOLEN IN OTHER JURISDICTIONS AND RECOVERED LOCALLY	90	0	

SUPPLEMENT TO RETURN A  
MONTHLY RETURN OF OFFENSES KNOWN TO THE POLICE

1-706 (Rev.8-30-94)  
Form Approved  
OMB No. 1110-0007

This report is authorized by law, Title 28, Section 534, U. S. Code. While you are not required to respond, your cooperation in submitting this report with the Return A will assist the FBI in compiling comprehensive, accurate figures on a timely basis.

This form deals with the nature of crime and the monetary value of property stolen and recovered. The total offenses recorded on the form should be the same as the number of actual offenses listed in Column 4 of the Return A for each crime class. Include attempted crimes on this form, but do not include unfounded offenses. If you cannot complete the report in all areas, please record as much information as is available. Tally sheets will be sent upon request.

PROPERTY BY TYPE AND VALUE

Type of Property (1)	Date Entry	Monetary Value of Property Stolen in Your Jurisdiction	
		Stolen (2)	Recovered (3)
(A) Currency, Notes, Etc.	01	\$ 1,208.00	\$ 0.00
(B) Jewelry and Precious Metals	02	0.00	0.00
(C) Clothing and Furs	03	4,645.00	0.00
(D) Locally Stolen Motor Vehicles	04	24,000.00	0.00
(E) Office Equipment	05	47,066.00	0.00
(F) Televisions, Radios, Stereos, Etc.	06	7,800.00	0.00
(G) Firearms	07	800.00	0.00
(H) Household Goods	08	0.00	0.00
(I) Consumable Goods	09	1.00	0.00
(J) Livestock	10	0.00	0.00
(K) Miscellaneous	11	828.00	0.00
<b>TOTAL</b>	00	\$ 86,348.00	\$ 0.00

The total of this column should agree with the Grand Total (DATA ENTRY 77) shown on page 2.

Include in this column all property recovered even though stolen in prior months. The above is an accounting for only that property stolen in your jurisdiction. This will include property recovered for you by other jurisdictions, but not property you recover for them.

FEBRUARY 18, 2013  
DATE

PREPARED BY *Nail J. King* LIEUTENANT  
TITLE  
*George H. J.* CHIEF  
CHIEF, COMMISSIONER, SHERIFF OR SUPERINTENDENT

JANUARY 2013  
Month and Year of Report

GA 060240X  
Agency Identifier

ATLANTA AIRPORT POLICE - GEORGIA  
Agency and State

**ATLANTA AIRPORT POLICE  
AGE, SEX, AND RACE OF PERSONS ARRESTED  
17 YEARS OF AGE AND OVER**

MONTH JANUARY

YEAR 2013

CLASSIFICATION OF OFFENSES	SEX	AGE OF PERSON ARRESTED																TOTAL	RACE				ETHNIC	
		17	18	19	20	21	22	23	24 29	30 34	35 39	40 44	45 49	50 54	55 59	60 64	65 UP		White	Black	Native Amer.	Asian/Pacific	Whi. Hispanic	Blck Hispanic
Murder/Nonnegligent Manslaughter	01a M																	0						
	F																	0						
Manslaughter by Negligence	01b M																	0						
	F																	0						
Forcible Rape	02 M																	0						
	F																	0						
Robbery	03 M																	0						
	F																	0						
Aggravated Assault	04 M																	0						
	F																	0						
Burglary- Breaking or Entering	05 M																	0						
	F																	0						
Larceny - Theft (except Motor Vehicle Theft)	06 M																	0						
	F																	0						
Motor Vehicle Theft	07 M																	0						
	F																	0						
Other Assaults	08 M																	0						
	F						1											1	1					
Arson	09 M																	0						
	F																	0						
Forgery and Counterfeiting	10 M																	0						
	F																	0						
Fraud	11 M																	0						
	F																	0						
Embezzlement	12 M																	0						
	F																	0						
Stolen Property, Buying, Receiving, Possessing	13 M																	0						
	F																	0						
Vandalism	14 M																	0						
	F																	0						
Weapons	15 M								1				2				1	4						
	F																	0	2	2				

-27-

ATLANTA AIRPORT POLICE  
AGE, SEX, AND RACE OF PERSONS ARRESTED  
17 YEARS OF AGE AND OVER

MONTH JANUARY

YEAR 2013

CLASSIFICATION OF OFFENSES	SEX	AGE OF PERSON ARRESTED															TOTAL	RACE				ETHNIC		
		17	18	19	20	21	22	23	24 29	30 34	35 39	40 44	45 49	50 54	55 59	60 64		65 UP	White	Black	Native Amer.	Asian/Pacific	Whi. Hispanic	Blck Hispanic
Prostitution and Commercialized Vice	M																	0						
	F																	0						
Sex Offenses (except Rape and Prostitution)	M														1			1						
	F																	0	1					
Drug Abuse Violations Grand Total	M	0	0	0	0	0	0	0	0	0	0	0	0	0	1	0	0	1	1	0	0	0	0	0
	F	0	0	0	0	0	0	0	0	0	0	0	0	0	0	0	0	0	0	0	0	0	0	0
(1) Sale/Manufacturing Subtotal	M	0	0	0	0	0	0	0	0	0	0	0	0	0	0	0	0	0	0	0	0	0	0	0
	F	0	0	0	0	0	0	0	0	0	0	0	0	0	0	0	0	0	0	0	0	0	0	0
Opium or Cocaine and their derivatives	M																	0						
	F																	0						
Marijuana	M																	0						
	F																	0						
Synthetic Narcotics	M																	0						
	F																	0						
Other Dangerous Non-Narcotic Drugs	M																	0						
	F																	0						
(2) Possession Subtotal	M	0	0	0	0	0	0	0	0	0	0	0	0	0	1	0	0	1	1	0	0	0	0	0
	F	0	0	0	0	0	0	0	0	0	0	0	0	0	0	0	0	0	0	0	0	0	0	0
Opium or Cocaine and their derivatives	M																	0						
	F																	0						
Marijuana	M														1			1	1					
	F																	0	0					
Synthetic Narcotics	M																	0						
	F																	0						
Other Dangerous Non-Narcotic Drugs	M																	0						
	F																	0						
Gambling Total	M	0	0	0	0	0	0	0	0	0	0	0	0	0	0	0	0	0	0	0	0	0	0	0
	F	0	0	0	0	0	0	0	0	0	0	0	0	0	0	0	0	0	0	0	0	0	0	0
Bookmaking	M																	0						
	F																	0						
Numbers and Lottery	M																	0						
	F																	0						

-27a-

**ATLANTA AIRPORT POLICE  
AGE, SEX, AND RACE OF PERSONS ARRESTED  
17 YEARS OF AGE AND OVER**

MONTH JANUARY

YEAR 2013

CLASSIFICATION OF OFFENSES	SEX	AGE OF PERSON ARRESTED																TOTAL	RACE				ETHNIC	
		17	18	19	20	21	22	23	24 29	30 34	35 39	40 44	45 49	50 54	55 59	60 64	65 UP		White	Black	Native Amer.	Asian/Pacific	Whi. Hispanic	Blck Hispanic
All Other Gambling	M																	0						
	F																	0						
Offenses Against Family And Children	M																	0						
	F																	0						
Driving Under the Influence	M																	0						
	F																	0						
Liquor Laws	M																	0						
	F																	0						
Drunkenness	M										1	1					2							
	F																0		2					
Disorderly Conduct	M										1		1				2							
	F				1												1	2	1					
Vagrancy	M												1				1							
	F											1					1	1	1					
All Other Offenses (except Traffic)	M							2	2	3	3	16	10	12	7	3	4	62						
	F								1	2		2		3		2		10	4	68				
Suspicion	M																	0						
	F																	0						
<b>TOTAL</b>		0	0	0	1	0	1	2	4	5	3	21	13	17	9	5	5	86	11	75	0	0	0	0

JANUARY 2013

Month and Year of Report

GA 060240X

Agency Identifier

FEBRUARY 18, 2013

Date

*Near J. Kloss*

LIEUTENANT

Prepared By

Title

ATLANTA AIRPORT POLICE - GEORGIA

Agency and State

*George M. Jones*

CHIEF

Chief, Commissioner, Sheriff, or Superintendent

-27b-

**ATLANTA AIRPORT POLICE  
AGE, SEX, AND RACE OF PERSONS ARRESTED  
16 YEARS OF AGE AND UNDER**

MONTH JANUARY  
YEAR 2013

CLASSIFICATION OF OFFENSES	SEX	AGE						RACE				ETHNIC		
		0	10	13	15	16	TOTAL	White	Black	Native Amer.	Asian/Pacific	Whi. Hispanic	Blck Hispanic	
		9	12	14										
Murder/Nonnegligent Manslaughter	01a	M					0							
	F						0							
Manslaughter by Negligence	01b	M					0							
	F						0							
Forcible Rape	02	M					0							
	F						0							
Robbery	03	M					0							
	F						0							
Aggravated Assault	04	M					0							
	F						0							
Burglary- Breaking or Entering	05	M					0							
	F						0							
Larceny - Theft (except Motor Vehicle Theft)	06	M					0							
	F						0							
Motor Vehicle Theft	07	M					0							
	F						0							
Other Assaults	08	M					0							
	F						0							
Arson	09	M					0							
	F						0							
Forgery and Counterfeiting	10	M					0							
	F						0							
Fraud	11	M					0							
	F						0							
Embezzlement	12	M					0							
	F						0							
Stolen Property; Buying, Receiving, Possessing	13	M					0							
	F						0							
Vandalism	14	M					0							
	F						0							
Weapons	15	M					0							
	F						0							
Prostitution and Commercialized Vice	16	M					0							
	F						0							

-27c-



**ATLANTA AIRPORT POLICE  
AGE, SEX, AND RACE OF PERSONS ARRESTED  
16 YEARS OF AGE AND UNDER**

MONTH JANUARY

YEAR 2013

CLASSIFICATION OF OFFENSES	SEX	AGE						RACE				ETHNIC	
		09	1012	1314	15	16	TOTAL	White	Black	Native Amer.	Asian/Pacific	Whi. Hispanic	Blck Hispanic
Sex Offenses (except Rape and Prostitution)	17	M					0						
	F						0						
Drug Abuse Violations	18	M	0	0	0	0	0	0					
	F	0	0	0	0	0	0	0	0	0	0	0	0
(1) Sale/Manufacturing Subtotal	180	M	0	0	0	0	0	0					
	F	0	0	0	0	0	0	0	0	0	0	0	0
Opium or Cocaine and their Derivatives	a	M					0						
	F						0						
Marijuana	b	M					0						
	F						0						
Synthetic Narcotics	c	M					0						
	F						0						
Other Dangerous Non-Narcotic Drugs	d	M					0						
	F						0						
(2) Possession Subtotal	185	M	0	0	0	0	0	0					
	F	0	0	0	0	0	0	0	0	0	0	0	0
Opium or Cocaine and their Derivatives	e	M					0						
	F						0						
Marijuana	f	M					0						
	F						0						
Synthetic Narcotics	g	M					0						
	F						0						
Other Dangerous Non-Narcotic Drugs	h	M					0						
	F						0						
Gambling Total	19	M	0	0	0	0	0	0					
	F	0	0	0	0	0	0	0	0	0	0	0	0
Bookmaking	a	M					0						
	F						0						
Numbers and Lottery	b	M					0						
	F						0						
All Other Gambling	c	M					0						
	F						0						
Offenses Against Family and Children	20	M					0						
	F						0						

-27d-

**ATLANTA AIRPORT POLICE  
AGE, SEX, AND RACE OF PERSONS ARRESTED  
16 YEARS OF AGE AND UNDER**

MONTH JANUARY

YEAR 2013

CLASSIFICATION OF OFFENSES	SEX	AGE						RACE				ETHNIC	
		0	10	13	15	16	TOTAL	White	Black	Native Amer.	Asian/Pacific	Whi. Hispanic	Blck Hispanic
		9	12	14	15	16							
Driving Under the Influence 21	M						0						
	F						0						
Liquor Laws 22	M						0						
	F						0						
Drunkenness 23	M						0						
	F						0						
Disorderly Conduct 24	M						0						
	F						0						
Vagrancy 25	M						0						
	F						0						
All Other Offenses (except Traffic) 26	M						0						
	F						0						
Suspicion 27	M						0						
	F						0						
Curfew and Loitering 28	M						0						
	F						0						
Run-Aways 29	M						0						
	F						0						
<b>Total</b>			0	0	0	0	0	0	0	0	0	0	0

-27e-

JANUARY 2013

Month and Year of Report

GA 060240X

Agency Identifier

FEBRUARY 18, 2013

Date

Nail J Kosy **LIEUTENANT**

Prepared By

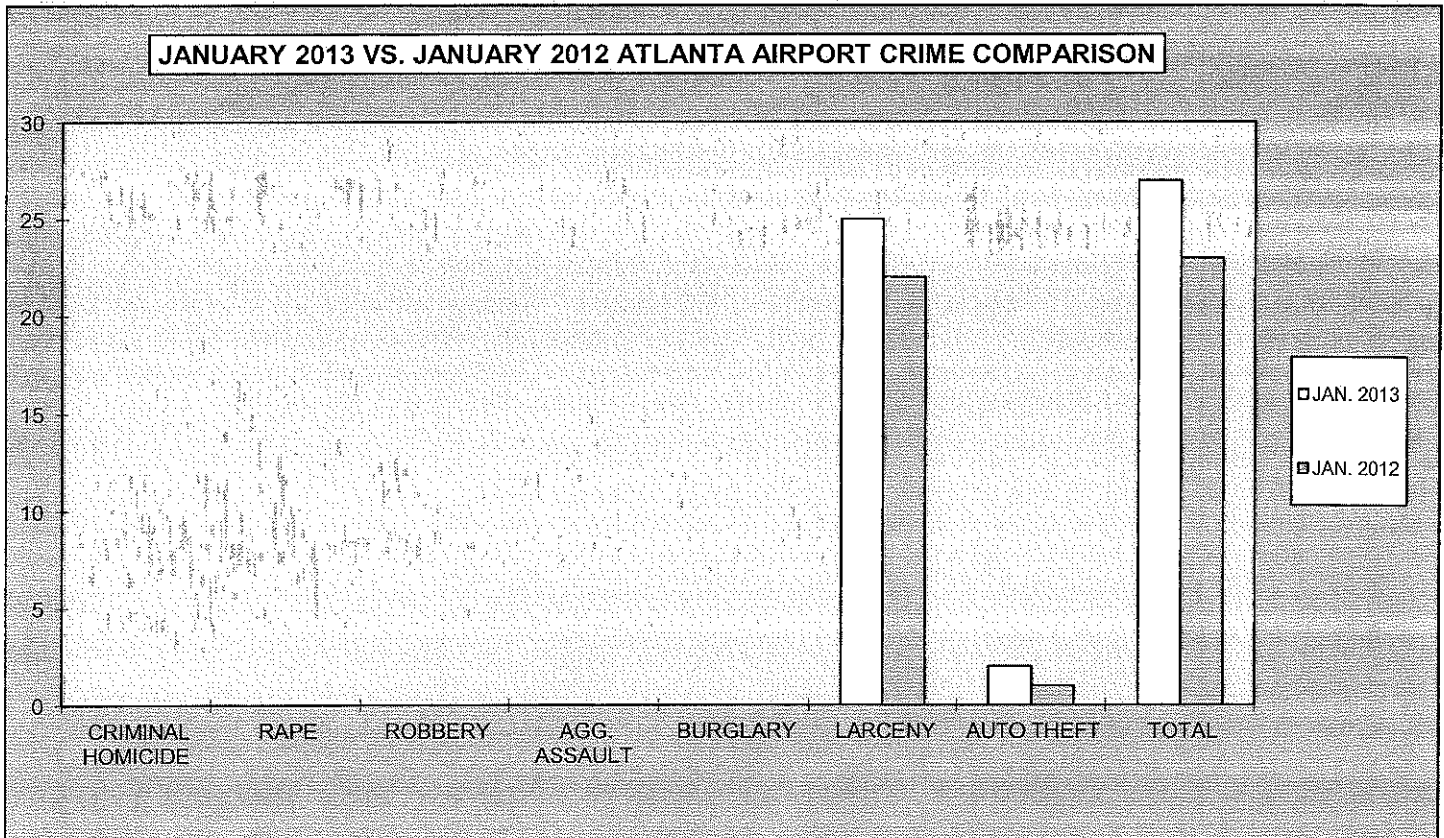
George J. [Signature] **CHIEF**  
Chief, Commissioner, Sheriff, or Superintendent

ATLANTA AIRPORT POLICE - GEORGIA

Agency and State

**2013  
ATLANTA AIRPORT  
MONTHLY CRIME COMPARISON**

CRIME	JAN. 2013	JAN. 2012	# DIFFERENCE	% DIFFERENCE
CRIMINAL HOMICIDE	0	0	0	0%
RAPE	0	0	0	0%
ROBBERY	0	0	0	0%
AGG. ASSAULT	0	0	0	0%
BURGLARY	0	0	0	0%
RESIDENCE	0	0	0	0%
NON-RESIDENCE	0	0	0	0%
LARCENY	25	22	3	14%
POCKETPICKING	0	1	-1	-100%
PURSE SNATCHING	0	0	0	0%
SHOPLIFTING	0	0	0	0%
FROM MOTOR VEHICLES	1	0	1	100%
MOTOR VEH. PARTS/ACCESSORIES	0	0	0	0%
BICYCLES	0	0	0	0%
FROM BUILDINGS	8	11	-3	-27%
FROM COIN OPERATED MACHINES	0	0	0	0%
ALL OTHER	16	10	6	60%
AUTO THEFT	2	1	1	100%
<b>TOTAL</b>	<b>27</b>	<b>23</b>	<b>4</b>	<b>17%</b>



**2013  
ATLANTA AIRPORT  
ARREST COMPARISON**

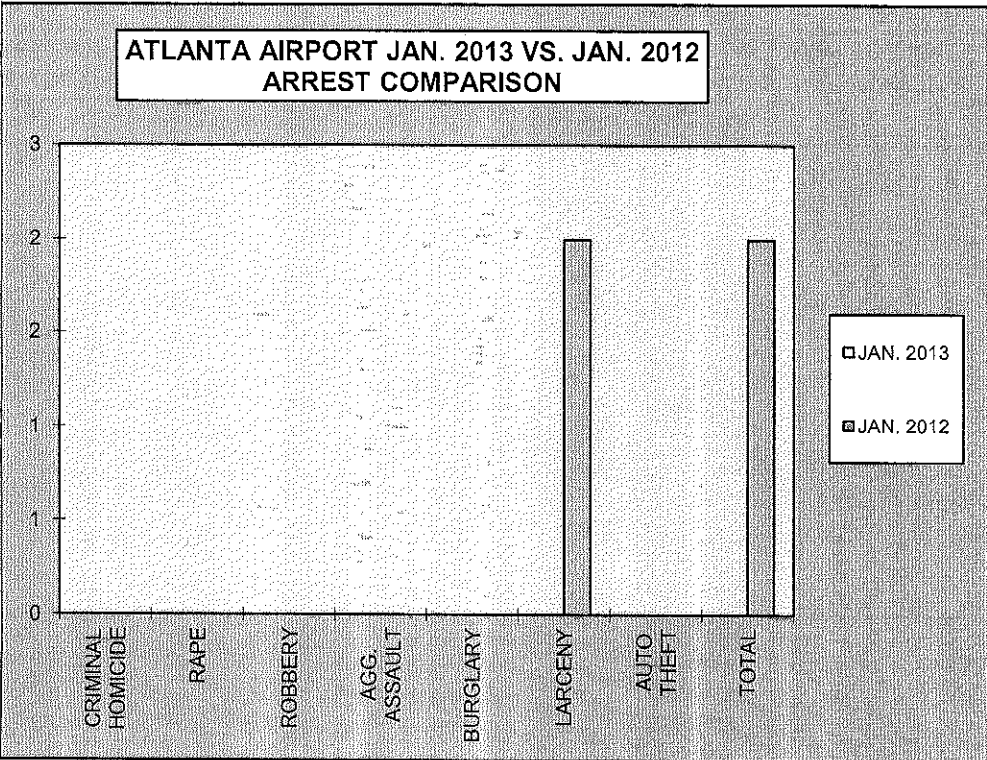
**JANUARY ARREST COMPARISON**

CRIME	JAN. 2013	JAN. 2012	# DIFFERENCE	% DIFFERENCE
CRIMINAL HOMICIDE	0	0	0	0%
RAPE	0	0	0	0%
ROBBERY	0	0	0	0%
AGG. ASSAULT	0	0	0	0%
BURGLARY	0	0	0	0%
LARCENY	0	2	-2	-100%
AUTO THEFT	0	0	0	0%
<b>TOTAL</b>	<b>0</b>	<b>2</b>	<b>-2</b>	<b>-100%</b>

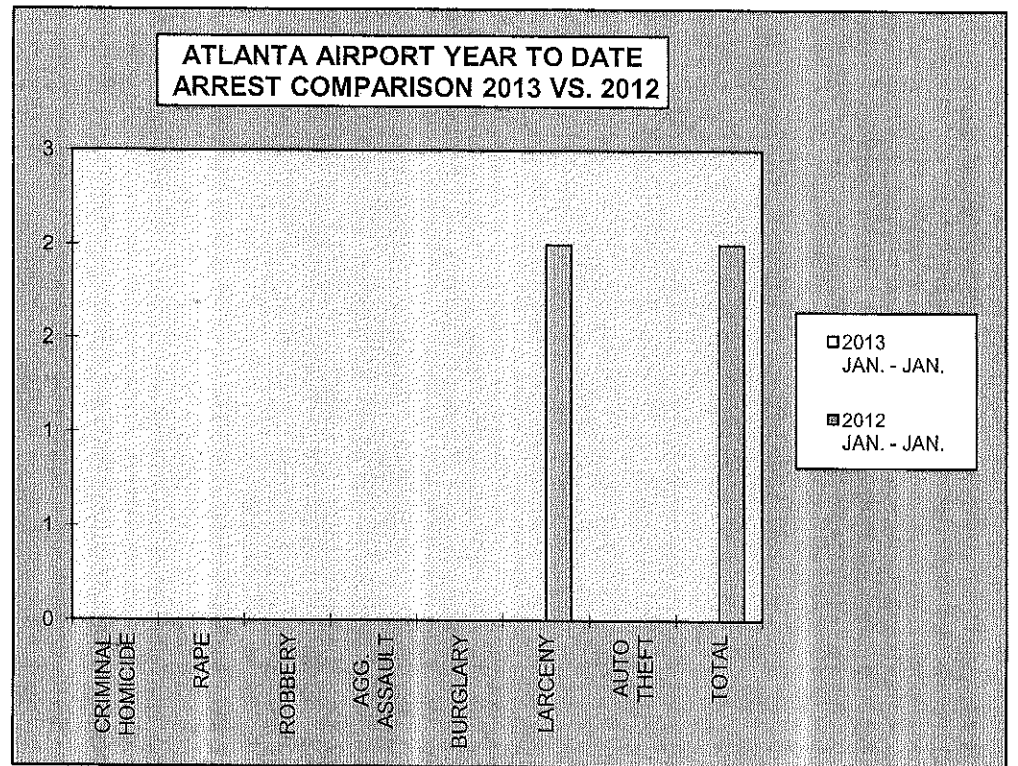
**FIRST MONTH ARREST COMPARISON**

CRIME	2013 JAN. - JAN.	2012 JAN. - JAN.	# DIFFERENCE	% DIFFERENCE
CRIMINAL HOMICIDE	0	0	0	0%
RAPE	0	0	0	0%
ROBBERY	0	0	0	0%
AGG. ASSAULT	0	0	0	0%
BURGLARY	0	0	0	0%
LARCENY	0	2	-2	-100%
AUTO THEFT	0	0	0	0%
<b>TOTAL</b>	<b>0</b>	<b>2</b>	<b>-2</b>	<b>-100%</b>

**ATLANTA AIRPORT JAN. 2013 VS. JAN. 2012  
ARREST COMPARISON**



**ATLANTA AIRPORT YEAR TO DATE  
ARREST COMPARISON 2013 VS. 2012**



**2013  
ATLANTA AIRPORT  
CLEAR-UP RATE**

CRIME	ATLANTA AIRPORT JAN. 2013 CLEAR-UP RATE	ATLANTA AIRPORT JAN. 2012 CLEAR-UP RATE
CRIMINAL HOMICIDE	0%	0%
RAPE	0%	0%
ROBBERY	0%	0%
AGG. ASSAULT	0%	0%
BURGLARY	0%	0%
LARCENY	0%	9%
AUTO THEFT	0%	0%

