

FBI UNIFORM CRIME REPORTING

ATLANTA POLICE DEPARTMENT

226 PEACHTREE STREET, SW

ATLANTA, GEORGIA 30303



JULY 2013

SUPPORT SERVICES DIVISION
INFORMATION SERVICES SECTION

TABLE OF CONTENTS

	Page
U. C. R. COMPARATIVE CRIME REPORT -----	1
RETURN A - MONTHLY RETURN OF OFFENSES KNOWN TO THE POLICE -----	2
PROPERTY STOLEN BY CLASSIFICATION -----	3
	3a
LAW ENFORCEMENT OFFICERS KILLED OR ASSAULTED -----	4
MONTHLY RETURN OF ARSON OFFENSES KNOWN TO LAW ENFORCEMENT -----	5
POLICE DISPOSITION OF JUVENILES -----	6
SUPPLEMENTARY HOMICIDE REPORT -----	7
SEX AND RACE OF PERSONS ARRESTED -----	8
	8a-8e
HOMICIDE COMPARISON REPORT -----	9
HOMICIDE BREAKDOWN REPORT -----	10
SEVEN MAJOR CRIMES - MONTHLY CRIME COMPARISON -----	11
SEVEN MAJOR CRIMES - YEAR TO DATE CRIME COMPARISON -----	12
SEVEN MAJOR CRIMES ARREST MONTHLY AND YEAR TO DATE COMPARISON -----	13
CRIMES AGAINST PERSONS MONTHLY AND YEAR TO DATE COMPARISON -----	14
CRIMES AGAINST PROPERTY MONTHLY AND YEAR TO DATE COMPARISON -----	15
CRIMES AGAINST PERSONS & PROPERTY MONTHLY COMPARISON BY ZONES -----	16
CRIMES AGAINST PERSONS & PROPERTY YEAR TO DATE COMPARISON BY ZONES -----	17
SEVEN MAJOR CRIMES MONTHLY CRIME COMPARISON BY ZONES -----	18
SEVEN MAJOR CRIMES - YEAR TO DATE CRIME COMPARISON BY ZONES -----	19
SEVEN MAJOR CRIMES - MONTHLY CRIME COMPARISON - ZONE 1 -----	20
SEVEN MAJOR CRIMES - YEAR TO DATE CRIME COMPARISON - ZONE 1 -----	21
SEVEN MAJOR CRIMES - MONTHLY CRIME COMPARISON - ZONE 2 -----	22
SEVEN MAJOR CRIMES - YEAR TO DATE CRIME COMPARISON - ZONE 2 -----	23
SEVEN MAJOR CRIMES - MONTHLY CRIME COMPARISON - ZONE 3 -----	24
SEVEN MAJOR CRIMES - YEAR TO DATE CRIME COMPARISON - ZONE 3 -----	25
SEVEN MAJOR CRIMES - MONTHLY CRIME COMPARISON - ZONE 4 -----	26
SEVEN MAJOR CRIMES - YEAR TO DATE CRIME COMPARISON - ZONE 4 -----	27
SEVEN MAJOR CRIMES - MONTHLY CRIME COMPARISON - ZONE 5 -----	28
SEVEN MAJOR CRIMES - YEAR TO DATE CRIME COMPARISON - ZONE 5 -----	29
SEVEN MAJOR CRIMES - MONTHLY CRIME COMPARISON - ZONE 6 -----	30
SEVEN MAJOR CRIMES - YEAR TO DATE CRIME COMPARISON - ZONE 6 -----	31
CLEAR-UP RATE COMPARISON -----	32
ATLANTA AIRPORT -----	33
RETURN A - MONTHLY RETURN OF OFFENSES KNOWN TO THE POLICE -----	34
PROPERTY STOLEN BY CLASSIFICATION -----	35
	35a
POLICE DISPOSITION OF JUVENILES -----	36
SEX AND RACE OF PERSONS ARRESTED -----	37
	37a-37e
SEVEN MAJOR CRIMES - MONTHLY CRIME COMPARISON -----	38
SEVEN MAJOR CRIMES - YEAR TO DATE CRIME COMPARISON -----	39
SEVEN MAJOR CRIMES ARREST MONTHLY AND YEAR TO DATE COMPARISON -----	40
CLEAR-UP RATE COMPARISON -----	41

JULY 2013
U.C.R. COMPARATIVE CRIME REPORT
SUPPORT SERVICES DIVISION
INFORMATION SERVICES SECTION

	<u>JULY 2013</u>		<u>JULY 2012</u>		<u>COMPARATIVE ACTUAL</u>	<u>% CHANGE ACTUAL</u>	<u>COMPARATIVE CLEARED</u>	<u>% CHANGE CLEARED</u>
	<u>ACTUAL</u>	<u>CLEARED</u>	<u>ACTUAL</u>	<u>CLEARED</u>				
MURDER	8	5	7	2	1	14%	3	150%
RAPE	8	7	3	6	5	167%	1	17%
ROBBERY	213	31	232	57	-19	-8%	-26	-46%
AGG. ASSAULT	287	157	316	159	-29	-9%	-2	-1%
BURGLARY - RESIDENCE	428		442		-14	-3%		
BURGLARY - NON-RESIDENCE	90	33	71	52	19	27%	-19	-37%
LARCENY - \$200 AND OVER	525		522		3	1%		
LARCENY - \$50 TO \$199	99	246	120	286	-21	-18%	-40	-14%
LARCENY - UNDER \$50	1,034		976		58	6%		
AUTO THEFT	405	24	457	34	-52	-11%	-10	-29%
TOTAL	3,097		3,146		-49	-2%		
AUTOS RECOVERED	132		91		41	45%		

	<u>2013 JANUARY - JULY</u>		<u>2012 JANUARY - JULY</u>		<u>COMPARATIVE ACTUAL</u>	<u>% CHANGE ACTUAL</u>	<u>COMPARATIVE CLEARED</u>	<u>% CHANGE CLEARED</u>
	<u>ACTUAL</u>	<u>CLEARED</u>	<u>ACTUAL</u>	<u>CLEARED</u>				
MURDER	44	35	45	41	-1	-2%	-6	-15%
RAPE	60	43	63	54	-3	-5%	-11	-20%
ROBBERY	1,352	278	1,256	345	96	8%	-67	-19%
AGG. ASSAULT	1,753	1,124	2,178	1,382	-425	-20%	-258	-19%
BURGLARY - RESIDENCE	3,003		2,889		114	4%		
BURGLARY - NON-RESIDENCE	522	299	492	355	30	6%	-56	-16%
LARCENY - \$200 AND OVER	2,973		3,299		-326	-10%		
LARCENY - \$50 TO \$199	631	1,763	763	1,969	-132	-17%	-206	-10%
LARCENY - UNDER \$50	6,263		6,004		259	4%		
AUTO THEFT	2,733	202	2,811	244	-78	-3%	-42	-17%
TOTAL	19,334		19,800		-466	-2%		
AUTOS RECOVERED	1,207		475		732	154%		

RETURN A - MONTHLY RETURN OF OFFENSES KNOWN TO THE POLICE

This report is authorized by law Title 28, Section 534, U. S. Code. While you are not required to respond, your cooperation in forwarding this report by the 7th day after the close of the month to Uniform Crime Reports, Federal Bureau of Investigation, Washington, D.C. 20535, will assist in compiling comprehensive, accurate national crime figures on a timely basis.

1-720b (Rev. 8-30-94)
OMB No. 1110-0001

1	2	3	4	5	6
CLASSIFICATION OF OFFENSES	OFFENSES REPORTED OR KNOWN TO POLICE (INCLUDE "UNFOUNDED" AND ATTEMPTS)	UNFOUNDED, I.E., FALSE OR BASELESS COMPLAINTS	NUMBER OF ACTUAL OFFENSES (COLUMN 2 MINUS COLUMN 3) INCLUDE ATTEMPTS	TOTAL OFFENSES CLEARED BY ARREST OR EXCEPTIONAL MEANS (INCLUDES COL. 6)	NUMBER OF CLEARANCES INVOLVING ONLY PERSONS UNDER 18 YEARS OF AGE
1. CRIMINAL HOMICIDE					
a. MURDER AND NONNEGLIGENT HOMICIDE	8	0	8	5	0
b. MANSLAUGHTER BY NEGLIGENCE					
2. FORCIBLE RAPE TOTAL	10	2	8	7	0
a. Rape by Force	8	2	6	5	0
b. Attempts to commit Forcible Rape	2	0	2	2	0
3. ROBBERY TOTAL	220	7	213	31	2
a. Firearm	142	1	141	14	2
b. Knife or Cutting Instrument	7	1	6	2	0
c. Other Dangerous Weapon	15	0	15	3	0
d. Strong-Arm (Hands, Fists, Feet, etc.)	56	5	51	12	0
4. ASSAULT TOTAL	851	14	837	479	22
a. Firearm	109	2	107	41	0
b. Knife or cutting instrument	51	1	50	41	1
c. Other Dangerous Weapon	97	1	96	58	5
d. Strong-Arm	34	0	34	17	0
e. Other Assaults - Simple, Not Aggravated	560	10	550	322	16
5. BURGLARY TOTAL	525	7	518	33	5
a. Forcible Entry	420	6	414	29	5
b. Unlawful Entry - No Force	78	1	77	4	0
c. Attempted Forcible Entry	27	0	27	0	0
6. LARCENY THEFT TOTAL (except Motor Vehicle Theft)	1,670	12	1,658	246	14
7. MOTOR VEHICLE THEFT TOTAL	433	28	405	24	6
a. Autos	368	27	341	19	5
b. Trucks and Buses	41	1	40	2	0
c. Other Vehicles	24	0	24	3	1
GRAND TOTAL	3,717	70	3,647	825	49

CHECKING ANY OF THE APPROPRIATE BLOCKS BELOW WILL ELIMINATE YOUR NEED TO SUBMIT REPORTS WHEN THE VALUES ARE ZERO. THIS WILL ALSO AID THE NATIONAL PROGRAM IN ITS QUALITY CONTROL EFFORTS.

- NO SUPPLEMENTARY HOMICIDE REPORT SUBMITTED SINCE NO MURDERS, JUSTIFIABLE HOMICIDES, OR MANSLAUGHTER BY NEGLIGENCE OCCURRED IN THIS JURISDICTION DURING THE MONTH.
- NO SUPPLEMENT TO RETURN A REPORT SINCE NO CRIME OFFENSES OR RECOVERY OF PROPERTY REPORTED DURING THE MONTH.
- NO LAW ENFORCEMENT OFFICERS KILLED OR ASSAULTED REPORT SINCE NONE OF THE OFFICERS WERE ASSAULTED OR KILLED DURING THE MONTH.

- NO AGE, SEX, AND RACE OF PERSONS ARRESTED UNDER 18 YEARS OF AGE REPORT SINCE NO ARRESTS OF PERSONS WITHIN THIS AGE GROUP.
- NO AGE, SEX, AND RACE OF PERSONS ARRESTED 18 YEARS OF AGE AND OVER REPORT SINCE NO ARRESTS OF PERSONS WITHIN THIS AGE GROUP.
- NO MONTHLY RETURN OF ARSON OFFENSES KNOWN TO LAW ENFORCEMENT REPORT SINCE NO ARSONS OCCURRED.

DO NOT USE THIS SPACE

	INITIALS
RECORDED	
EDITED	
ENTERED	
ADJUSTED	
WRITTEN	

* TOTALS INCLUDE PREVIOUS OFFENSES

JULY 2013

Month and Year of Report

GAAPD 0000

Agency Identifier

AUGUST 12, 2013

Date

ATLANTA POLICE DEPARTMENT - GEORGIA

Agency and State

Nail J. Koon LIEUTENANT

Prepared By

Title

[Signature] CHIEF

Chief, Commissioner, Sheriff, or Superintendent

SSD/8-12-13

PROPERTY STOLEN BY CLASSIFICATION

CLASSIFICATION	DATA ENTRY	Number of Actual Offenses (Column 4 Return A)	Monetary Value of Property Stolen
1. MURDER AND NONNEGLIGENT MANSLAUGHTER	12	8	\$ 0.00
2. FORCIBLE RAPE	20	8	\$ 0.00
3. ROBBERY			
(a) HIGHWAY (streets, alleys, etc.)	31	164	94,816.00
(b) COMMERCIAL HOUSE (except c, d, and f)	32	21	11,745.00
(c) GAS OR SERVICE STATION	33	2	902.00
(d) CONVENIENCE STORE	34	1	0.00
(e) RESIDENCE (anywhere on premises)	35	15	7,732.00
(f) BANK	36	0	0.00
(g) MISCELLANEOUS	37	10	6,377.00
TOTAL ROBBERY	30	213	\$ 121,572.00
5. BURGLARY - BREAKING OR ENTERING			
(a) RESIDENCE (dwelling)			
(1) NIGHT (6 p.m. - 6 a.m.)	51	129	200,067.00
(2) DAY (6 a.m. - 6 p.m.)	52	299	319,180.00
(3) UNKNOWN	53	0	0.00
(b) NON-RESIDENCE (store, office, etc.)			
(1) NIGHT (6 p.m. - 6 a.m.)	54	57	96,371.00
(2) DAY (6 a.m. - 6 p.m.)	55	33	143,454.00
(3) UNKNOWN	56	0	0.00
TOTAL BURGLARY	50	518	\$ 759,072.00
6. LARCENY - THEFT (Except Motor Vehicle Theft)			
(a) \$200 AND OVER	61	525	928,658.00
(b) \$50 TO \$200	62	99	11,527.00
(c) UNDER \$50	63	1,034	3,037.00
TOTAL LARCENY (Same as Item 6X)	60	1,658	\$ 943,222.00
7. MOTOR VEHICLE THEFT (Include Alleged Joy Ride)	70	405	\$ 265,137.00
GRAND TOTAL - ALL ITEMS	77		\$ 2,089,003.00
<u>ADDITIONAL ANALYSIS OF LARCENY AND MOTOR VEHICLE THEFT</u>			
6X. NATURE OF LARCENIES UNDER ITEM 6			
(a) POCKET-PICKING	81	9	4,704.00
(b) PURSE-SNATCHING	82	40	6,665.00
(c) SHOPLIFTING	83	220	23,207.00
(d) FROM MOTOR VEHICLES (except e)	84	766	549,693.00
(e) MOTOR VEHICLE PARTS AND ACCESSORIES	85	129	35,073.00
(f) BICYCLES	86	24	4,266.00
(g) FROM BUILDING (except c and h)	87	163	158,908.00
(h) FROM ANY COIN-OPERATED MACHINES (parking meters, etc.)	88	4	100.00
(i) ALL OTHER	89	303	160,606.00
TOTAL LARCENIES (Same as Item 6)	80	1,658	\$ 943,222.00
7X. MOTOR VEHICLES RECOVERED			
(a) STOLEN LOCALLY AND RECOVERED LOCALLY	91	105	
(b) STOLEN LOCALLY AND RECOVERED BY OTHER JURISDICTIONS	92	27	
(c) TOTAL LOCALLY STOLEN MOTOR VEHICLES RECOVERED (a & b)	93	132	
(d) STOLEN IN OTHER JURISDICTIONS AND RECOVERED LOCALLY	90	N/A	

SUPPLEMENT TO RETURN A
MONTHLY RETURN OF OFFENSES KNOWN TO THE POLICE

1-706 (Rev.8-30-94)
Form Approved
OMB No. 1110-0007

This report is authorized by law, Title 28, Section 534, U. S. Code. While you are not required to respond, your cooperation in submitting this report with the Return A will assist the FBI in compiling comprehensive, accurate figures on a timely basis.

This form deals with the nature of crime and the monetary value of property stolen and recovered. The total offenses recorded on the form should be the same as the number of actual offenses listed in Column 4 of the Return A for each crime class. Include attempted crimes on this form, but do not include unfounded offenses. If you cannot complete the report in all areas, please record as much information as is available. Tally sheets will be sent upon request.

PROPERTY BY TYPE AND VALUE

Type of Property (1)	Date Entry	Monetary Value of Property Stolen in Your Jurisdiction	
		Stolen (2)	Recovered (3)
(A) Currency, Notes, Etc.	01	\$ 204,601.00	\$ 1.00
(B) Jewelry and Precious Metals	02	330,542.00	0.00
(C) Clothing and Furs	03	82,263.00	0.00
(D) Locally Stolen Motor Vehicles	04	265,137.00	28,573.00
(E) Office Equipment	05	27,552.00	0.00
(F) Televisions, Radios, Stereos, Etc.	06	527,028.00	3.00
(G) Firearms	07	23,557.00	0.00
(H) Household Goods	08	26,170.00	0.00
(I) Consumable Goods	09	26,235.00	0.00
(J) Livestock	10	0.00	0.00
(K) Miscellaneous	11	575,918.00	2.00
TOTAL	00	\$ 2,089,003.00	\$ 28,579.00

The total of this column should agree with the Grand Total (DATA ENTRY 77) shown on page 2.

Include in this column all property recovered even though stolen in prior months. The above is an accounting for only that property stolen in your jurisdiction. This will include property recovered for you by other jurisdictions, but not property you recover for them.

AUGUST 12, 2013

DATE

Nail J. King

LIEUTENANT

PREPARED BY

TITLE

George R. Jones

CHIEF

CHIEF, COMMISSIONER, SHERIFF OR SUPERINTENDENT

JULY 2013

Month and Year of Report

GAAPD 0000

Agency Identifier

ATLANTA POLICE DEPARTMENT - GEORGIA

Agency and State

LAW ENFORCEMENT OFFICERS KILLED OR ASSAULTED

It is requested this report be completed and transmitted with monthly crime reports to: Director, Federal Bureau of Investigation, Uniform Crime Reports, Washington, D. C. 20535. This form should be used to report the number of your officers who were assaulted or killed in the line of duty during the month. Additional information concerning officers killed will be requested by a separate questionnaire.

OFFICERS KILLED Number of your law enforcement officers killed in the line of duty this month.	By felonious act	0
	By accident or negligence	0

Officers Assaulted (Do not include officers killed) - See other side for instructions.

Type of Activity	Total Assaults by Weapon A	Type of Weapon					Type of Assignment							
		Firearm B	Knife or Other Cutting Instrument C	Other Dangerous Weapon D	Hands, Fists, Feet, etc. E	Two-Officer Vehicle F	One-Officer Vehicle		Detective or Special Assign.		Other		Police Assaults Cleared M	
							Alone G	As-sisted H	Alone I	As-sisted J	Alone K	As-sisted L		
1. Responding to "Disturbance" calls (family quarrels, man with gun, etc.)	3				3			2		1				3
2. Burglaries in progress or pursuing burglary suspects	0													
3. Robberies in progress or pursuing robbery suspects	0													
4. Attempting other arrests	1				1					1				1
5. Civil disorder (riot, mass disobedience)	0													
6. Handling, transporting, custody of prisoners	17				17		2	12	1			2		17
7. Investigating suspicious persons or circumstances	2				2			2						2
8. Ambush - no warning	0													
9. Mentally deranged	0													
10. Traffic pursuits and stops	2			2			1			1				2
11. All Other	0													
12. TOTAL (1-11)	25	0	0	2	23	0	3	16	1	3	0	2	25	
13. Number with personal injury	0													
14. Number without personal injury	25			2	23									
15. Time of assaults	AM	2	5	1										
	PM		3		8	2	4							

DO NOT WRITE HERE

Recorded	Initials
Edited	
Punched	
Verified	
Adjusted	
DOJ/FBI	

12:01 2:00 4:00 6:00 8:00 10:00 12:00

JULY 2013 Month and Year	GAAPD 0000 Agency Identifier	<i>Nail J K...</i> Prepared By	LIEUTENANT Title
ATLANTA POLICE DEPARTMENT Agency	GEORGIA State	<i>George N. P...</i> Chief, Sheriff, Commissioner, Superintendent	CHIEF

MONTHLY RETURN OF ARSON OFFENSES KNOWN TO LAW ENFORCEMENT

DO-73 (2-11-82)
Form Approved
OMB No. 1110-0008

This report is authorized by law Title 28, Section 534, United States Code, and the enactment of the fiscal year 1979, Department of Justice Authorization Bill S. 3151. While you are not required to respond, your cooperation in using this form to report all incidents of arson which become known to your department during the month will assist the FBI in compiling comprehensive, accurate data on a timely basis. Instructions appear on reverse side.

1		2	3	4	5	6	7	8
PROPERTY CLASSIFICATION		Offenses Reported or Known to Police (Include Unfounded and Attempts)	Unfounded, i.e. False or Baseless Complaints	Number of Actual Offenses (Column 2 Minus Column 3 (Include Attempts))	Total Offenses Cleared by Arrest or Exceptional Means (Include Column 6)	Number of Clearances Involving Only Persons Under 18 Years of Age	Offenses Where Structures Uninhabited Abandoned, or not Normally in Use	Estimated Value of Property Damage
STRUCTURAL	A. Single Occupancy Residential: Houses, Townhouses, Duplexes, etc.	7	6	1	1			\$ 400,000.
	B. Other Residential: Apartments, Tenements, Flats, Hotels, Motels, Inns, Dormitories, Boarding Houses, etc.	2		2				\$ 27,500.
	C. Storage: Barns, Garages, Warehouses, etc.							\$
	D. Industrial/Manufacturing							\$
	E. Other Commercial: Stores, Restaurants, Offices, etc.							\$
	F. Community/Public: Churches, Jails, Schools, Colleges, Hospitals, etc.							\$
	G. All Other Structure: Out Buildings, Monuments, Buildings Under Construction, etc.							\$
TOTAL STRUCTURE		9	6	3	1			\$ 427,500.
MOBILE	H. Motor Vehicles: Automobiles, Trucks, Buses, Motorcycles, etc.: UCR Definition	2	1	1				\$ 6,000.
	I. Other Mobile Property: Trailers, Recreational Vehicles, Airplanes, Boats, etc.							\$
	TOTAL MOBILE	2	1	1				\$ 6,000.
J. TOTAL OTHER Crops, Timber, Fences, Signs, etc.								\$
GRAND TOTAL		11	7	4	1			\$ 433,500.

Agency Identifier GAAPD 0000 Month JULY 2013
 Agency ATLANTA POLICE DEPARTMENT State GEORGIA
 Prepared by Nail J. Klay LIEUTENANT
George W. Jones CHIEF
 Chief, Commissioner, Sheriff, or Superintendent

DO NOT WRITE HERE	
Recorded	
Edited	
Entered	
Adjusted	
Corres.	

SSD/8-12-13

AGENCY IDENTIFIER GAAPD 0000 REPORTING PERIOD JULY 2013

AGENCY NAME ATLANTA POLICE DEPARTMENT

POLICE DISPOSITION OF JUVENILES

-Not to include neglect or traffic cases-

1. Handled within Department and released. (Warning, released to parents, etc.)	_____
2. Referred to juvenile court or probation department.	96
3. Referred to welfare agency.	2
4. Referred to other police agency.	_____
5. Referred to criminal or adult court.	_____
TOTAL	98

AUGUST 12, 2013
DATE

Nail J. K... LIEUTENANT
PREPARED BY TITLE

George N. ... CHIEF
APPROVED BY TITLE

GCIC USE ONLY

Recorded	_____
Reviewed	_____
Punched	_____
Verified	_____

RETURN TO
Georgia Crime Information Center/Uniform Crime Reporting
P. O. Box 1456
Atlanta, Georgia 30301

Return on or before the 7th of the following month.

GCIC/UCR-012 (9/74)

PAGE 1 OF 1
SUPPLEMENTARY HOMICIDE REPORT

1-704 (Rev. 4-24-95)
Form Approved
OMB No. 1110-0002

This report is authorized by law Title 28, Section 534, United States Code. While you are not required to respond, your cooperation in using this form to list data pertaining to all homicides reported on your Return A will assist the FBI in compiling comprehensive, accurate data regarding this important classification on a timely basis.

1a. Murder and Nonnegligent Manslaughter

List below specific information for all offenses shown in item 1a of the monthly Return A. In addition, list all justifiable killings of felons by a citizen or by a peace officer in the line of duty. A brief explanation in the circumstances column regarding unfounded homicide offenses will aid the national Uniform Crime Reporting Program in editing the reports.

Incident	Situation*	Victim **				Offender**				Data Code			Weapon Used (Handgun, Rifle, Shotgun, Club, Poison, etc.)	Relationship of Victim to Offender (Husband, Wife, Son, Father, Acquaintance, Neighbor, Stranger, etc.)	Circumstances (Victim shot by robber, robbery victim shot robber, killed by patron during barroom brawl, etc.)
		Age	Sex	Race	Ethnicity	Age	Sex	Race	Ethnicity	Do Not Write In These Spaces					
	B	30	F	B	N								HANDGUN	UNKNOWN	OTHER
	C	23	M	B	N	26	M	B	N				HANDGUN	ACQUAINTANCE	ROBBERY
						19	M	B	N				HANDGUN	ACQUAINTANCE	ROBBERY
						26	M	B	N				HANDGUN	ACQUAINTANCE	ROBBERY
	A	59	M	W	N	45	M	B	N				HANDGUN	ACQUAINTANCE	OTHER ARGUMENTS
	A	18	M	B	N	23	M	B	N				HANDGUN	ACQUAINTANCE	OTHER - SENSELESS KILLING
	B	19	M	B	N								HANDGUN	UNKNOWN	OTHER
	B	32	M	B	N								HANDGUN - 40 CAL.	UNKNOWN	OTHER
	B	29	M	B	N								HANDGUN	UNKNOWN	OTHER
	B	20	M	B	N								HANDGUN - 25 CAL.	UNKNOWN	OTHER

* - See reverse side for explanation

JULY 2013
Month and Year

ATLANTA POLICE DEPARTMENT
Agency

GAAPD 0000
Agency Identifier

GEORGIA
State

Nail J King
Prepared By

LIEUTENANT
Title

George H. Jones
Chief, Sheriff, Commissioner, Superintendent

CHIEF
Title

DO NOT WRITE HERE	
Recorded	
Edited	
Punched	
Verified	
Adjusted	

ATLANTA POLICE DEPARTMENT
 AGE, SEX, AND RACE OF PERSONS ARRESTED
 17 YEARS OF AGE AND OVER

MONTH JULY

YEAR 2013

CLASSIFICATION OF OFFENSES	SEX	AGE OF PERSON ARRESTED																TOTAL	RACE				ETHNIC		
		17	18	19	20	21	22	23	24 29	30 34	35 39	40 44	45 49	50 54	55 59	60 64	65 UP		White	Black	Native Amer.	Asian/Pacific	Whi. Hispanic	Blck Hispanic	
Murder/Nonnegligent Manslaughter	01a	M	1		2	2		1	1	1			2					10							
	F																	0		10					
Manslaughter by Negligence	01b	M																0							
	F																	0							
Forcible Rape	02	M		1	1		1			1	1			1				6							
	F																	0		6					
Robbery	03	M		3	2	1	3	2		3	1	3	1	2	1			22							
	F					1				2					1			4	5	21					
Aggravated Assault	04	M	3		2		3	4	2	21	9	4	9	8	10	4	1	80							
	F		2		2					4	3	2	4	1	3	1		22	11	91					
Burglary- Breaking or Entering	05	M	2	1	1	2	2	2	2	2	1	1		4	2	2		24							
	F									1								1	2	23					
Larceny - Theft (except Motor Vehicle Theft)	06	M	5	5	11	5	8	5	5	15	15	14	18	15	16	10	9	2	158						
	F		9	6	7	5	3	1	4	6	6	6	5	3	4	4	1	1	71	21	208				
Motor Vehicle Theft	07	M		1	1					2	4	2			1			11							
	F												1					1	4	8					
Other Assaults	08	M	3	1	2	7	4	9	9	35	26	16	13	22	19	13	3	182							
	F		1	1		2	4	3	2	18	1	4	3	10	2	1		2	54	24	211		1		
Arson	09	M																0							
	F																	0							
Forgery and Counterfeiting	10	M			1			1		1	1	2	1	2	1	1		11							
	F				1				1	1	1	1						5	2	14					
Fraud	11	M	2			1	1	3	2	5	2	1	3	3	4	3		30							
	F				1	2		1					1	1	1	1	2	10	8	32					
Embezzlement	12	M			1				1	2						1		5							
	F														1			1		6					
Stolen Property; Buying, Receiving, Possessing	13	M	2	1			2	1		7	2	4		1	2			22							
	F					1					3			1			1	6	1	26		1			
Vandalism	14	M	1		1	2			4	8	5	5	4		2	3	1	36							
	F		1	1	2		1		1	3	2	3	1	1				16	7	45					
Weapons	15	M				1		2	4	2	5	1	1	2			2	20							
	F						1			2	1							4	2	22					

ATLANTA POLICE DEPARTMENT
 AGE, SEX, AND RACE OF PERSONS ARRESTED
 17 YEARS OF AGE AND OVER

MONTH JULY

YEAR 2013

CLASSIFICATION OF OFFENSES	SEX	AGE OF PERSON ARRESTED																TOTAL	RACE				ETHNIC	
		17	18	19	20	21	22	23	24 29	30 34	35 39	40 44	45 49	50 54	55 59	60 64	65 UP		White	Black	Native Amer.	Asian/Pacific	Whi. Hispanic	Blck Hispanic
Prostitution and Commercialized Vice	M	1	1	1					2	1			2	1				9						
	F		1	1	2		2	1	9	3	2	4	5	3	1			34	5	38				
Sex Offenses (except Rape and Prostitution)	M	1	2	2	4	3	2	1	16	11	8	16	16	16	12	6	5	121						
	F	1					1	2	4	2	2	1	5	2				20	20	120		1		
Drug Abuse Violations Grand Total	M	3	15	10	20	11	7	6	62	56	38	24	24	24	7	5	1	313						
	F	0	2	3	2	3	3	1	14	9	6	2	6	2	0	0	0	53	54	312	0	0	0	0
(1) Sale/Manufacturing Subtotal	M	0	0	1	0	0	2	0	16	9	8	0	6	3	0	1	0	46						
	F	0	0	1	0	0	0	0	2	1	1	0	0	0	0	0	0	5	12	39	0	0	0	0
Opium or Cocaine and their derivatives	M									1			1				2							
	F								1									1	2	1				
Marijuana	M			1			1		6	6	1		2	1				18						
	F			1														1	1	18				
Synthetic Narcotics	M								2									2						
	F								1									1	1	2				
Other Dangerous Non-Narcotic Drugs	M						1		8	3	6		4	1		1		24						
	F									1	1							2	8	18				
(2) Possession Subtotal	M	3	15	9	20	11	5	6	46	47	30	24	18	21	7	4	1	267						
	F	0	2	2	2	3	3	1	12	8	5	2	6	2	0	0	0	48	42	273	0	0	0	0
Opium or Cocaine and their derivatives	M		2		1	1	2		9	13	11	7	8	4	4			62						
	F			1					4		2	1	4	2				14	22	54				
Marijuana	M	3	13	9	19	10	3	6	35	33	19	17	10	16	3	4	1	201						
	F		2	1	2	3	3	1	8	7	3	1	2					33	18	216				
Synthetic Narcotics	M								1									1						
	F									1								1		2				
Other Dangerous Non-Narcotic Drugs	M								2					1				3						
	F																	0	2	1				
Gambling Total	M	0	0	0	1	1	1	0	1	0	2	0	1	0	0	0	0	7						
	F	0	0	0	0	0	0	0	1	0	0	0	1	0	0	0	0	2	1	8	0	0	0	0
Bookmaking	M																	0						
	F																	0						
Numbers and Lottery	M																	0						
	F																	0						

**ATLANTA POLICE DEPARTMENT
AGE, SEX, AND RACE OF PERSONS ARRESTED
17 YEARS OF AGE AND OVER**

MONTH JULY

YEAR 2013

CLASSIFICATION OF OFFENSES	SEX	AGE OF PERSON ARRESTED																TOTAL	RACE				ETHNIC	
		17	18	19	20	21	22	23	24 29	30 34	35 39	40 44	45 49	50 54	55 59	60 64	65 UP		White	Black	Native Amer.	Asian/Pacific	Whi. Hispanic	Blck Hispanic
All Other Gambling	M				1	1	1		1		2		1					7						
	F								1				1					2						
Offenses Against Family And Children	M							1		1								2	1	8				
	F																	0		2				
Driving Under the Influence	M		2				3	6	19	13	10	9	7	1	2			72						
	F				2	3	1	3	12	3	1	2	2	1				30	39	62		1		
Liquor Laws	M	4	2	3	3	1		1	7	19	22	34	41	53	50	21	7	268						
	F				4	1			6			9	4	8	4	2		38	45	258	1	2		
Drunkenness	M				1	1	2		4	6	1	7	13	6	8	4	1	54						
	F					1			3	1			1	3				9	12	50		1		
Disorderly Conduct	M	3	5	2	6	4	2	4	29	26	27	23	30	36	17	13	4	231						
	F	2		2	3	3	1	6	16	3	7	4	5	8	3	3		66	45	252				
Vagrancy	M				1	1			1	3	3	7	6	10	12	3		47						
	F									1		1		2		1		5	11	41				
All Other Offenses (except Traffic)	M	5	6	8	7	10	14	11	51	42	31	27	40	40	27	6	2	327						
	F			2	4	1	1	1	10	7	7	5	7	7		5		57	52	330		2		
Suspicion	M																	0						
	F																	0						
TOTAL		50	59	70	92	78	76	82	407	297	237	240	292	293	189	90	25	2577	371	2196	1	9	0	0

JULY 2013

Month and Year of Report

GAAPD 0000

Agency Identifier

AUGUST 13, 2013

Date

Nail J Klotz

LIEUTENANT

Prepared By

Title

ATLANTA POLICE DEPARTMENT - GEORGIA

Agency and State

[Signature]

CHIEF

Chief, Commissioner, Sheriff, or Superintendent

**ATLANTA POLICE DEPARTMENT
AGE, SEX, AND RACE OF PERSONS ARRESTED
16 YEARS OF AGE AND UNDER**

MONTH JULY

YEAR 2013

CLASSIFICATION OF OFFENSES	SEX	AGE						RACE				ETHNIC	
		0	10	13	15	16	TOTAL	White	Black	Native Amer.	Asian/Pacific	Whi. Hispanic	Blck Hispanic
		9	12	14									
Murder/Nonnegligent Manslaughter	01a	M					0						
	F						0						
Manslaughter by Negligence	01b	M					0						
	F						0						
Forcible Rape	02	M					0						
	F						0						
Robbery	03	M			1	2	3						
	F						0		3				
Aggravated Assault	04	M		1	5	2	1	9					
	F				2	1	3		12				
Burglary- Breaking or Entering	05	M		1	5	2	3	11					
	F						0		11				
Larceny - Theft (except Motor Vehicle Theft)	06	M	2		3	5	5	15					
	F				1	3	4	8		23			
Motor Vehicle Theft	07	M			3	1	1	5					
	F						1	1		6			
Other Assaults	08	M			4	2	1	7					
	F				5	1	1	7		14			
Arson	09	M						0					
	F							0					
Forgery and Counterfeiting	10	M						0					
	F							0					
Fraud	11	M						0					
	F							0					
Embezzlement	12	M						0					
	F							0					
Stolen Property, Buying, Receiving, Possessing	13	M			1	3	2	6					
	F							0		6			
Vandalism	14	M						0					
	F							0					
Weapons	15	M						0					
	F							0					
Prostitution and Commercialized Vice	16	M						0					
	F							0					

-28-

ATLANTA POLICE DEPARTMENT
 AGE, SEX, AND RACE OF PERSONS ARRESTED
 16 YEARS OF AGE AND UNDER

MONTH JULY

YEAR 2013

CLASSIFICATION OF OFFENSES	SEX	AGE						RACE				ETHNIC		
		0 9	10 12	13 14	15	16	TOTAL	White	Black	Native Amer.	Asian/Pacific	Whi. Hispanic	Blck Hispanic	
Sex Offenses (except Rape and Prostitution)	17	M				1	1							
	F						0		1					
Drug Abuse Violations Grand Total	18	M	0	0	0	1	1	2						
	F	0	0	0	0	0	0	0	0	2	0	0	0	0
(1) Sale/Manufacturing Subtotal	180	M	0	0	0	0	0	0						
	F	0	0	0	0	0	0	0	0	0	0	0	0	0
Opium or Cocaine and their Derivatives	a	M					0							
	F						0							
Marijuana	b	M					0							
	F						0							
Synthetic Narcotics	c	M					0							
	F						0							
Other Dangerous Non-Narcotic Drugs	d	M					0							
	F						0							
(2) Possession Subtotal	185	M	0	0	0	1	1	2						
	F	0	0	0	0	0	0	0	0	2	0	0	0	0
Opium or Cocaine and their Derivatives	e	M					0							
	F						0							
Marijuana	f	M				1	1	2						
	F							0		2				
Synthetic Narcotics	g	M					0							
	F						0							
Other Dangerous Non-Narcotic Drugs	h	M					0							
	F						0							
Gambling Total	19	M	0	0	0	0	0	0						
	F	0	0	0	0	0	0	0	0	0	0	0	0	0
Bookmaking	a	M					0							
	F						0							
Numbers and Lottery	b	M					0							
	F						0							
All Other Gambling	c	M					0							
	F						0							
Offenses Against Family and Children	20	M					0							
	F						1	1		1				

-p8-

**ATLANTA POLICE DEPARTMENT
AGE, SEX, AND RACE OF PERSONS ARRESTED
16 YEARS OF AGE AND UNDER**

MONTH JULY
YEAR 2013

CLASSIFICATION OF OFFENSES	SEX	AGE						RACE				ETHNIC		
		09	1012	1314	15	16	TOTAL	White	Black	Native Amer.	Asian/Pacific	Whi. Hispanic	Blck Hispanic	
Driving Under the Influence	M						0							
	F						0							
Liquor Laws	M						0							
	F						0							
Drunkenness	M						0							
	F						0							
Disorderly Conduct	M			1		1	2							
	F				2	1	3		5					
Vagrancy	M						0							
	F						0							
All Other Offenses (except Traffic)	M			1	5		6							
	F					1	1		7					
Suspicion	M						0							
	F						0							
Curfew and Lottering	M		1	2		1	4							
	F			2	1		3		7					
Run-Aways	M						0							
	F						0							
Total			2	3	36	32	25	98	0	98	0	0	0	0

-8-

JULY 2013
Month and Year of Report

GAAPD 0000
Agency Identifier

AUGUST 13, 2013
Date

Nail J. King
LIEUTENANT

Prepared By

ATLANTA POLICE DEPARTMENT - GEORGIA
Agency and State

Raymond J. ...
CHIEF
Chief, Commissioner, Sheriff, or Superintendent

UNIFORM CRIME REPORTING

**LAW ENFORCEMENT
OPERATIONS
&
MANAGEMENT**

CRIME AREA COMPARISON

**SUPPORT SERVICES DIVISION
Information Services Section**

**JULY 2013
JULY 2012**

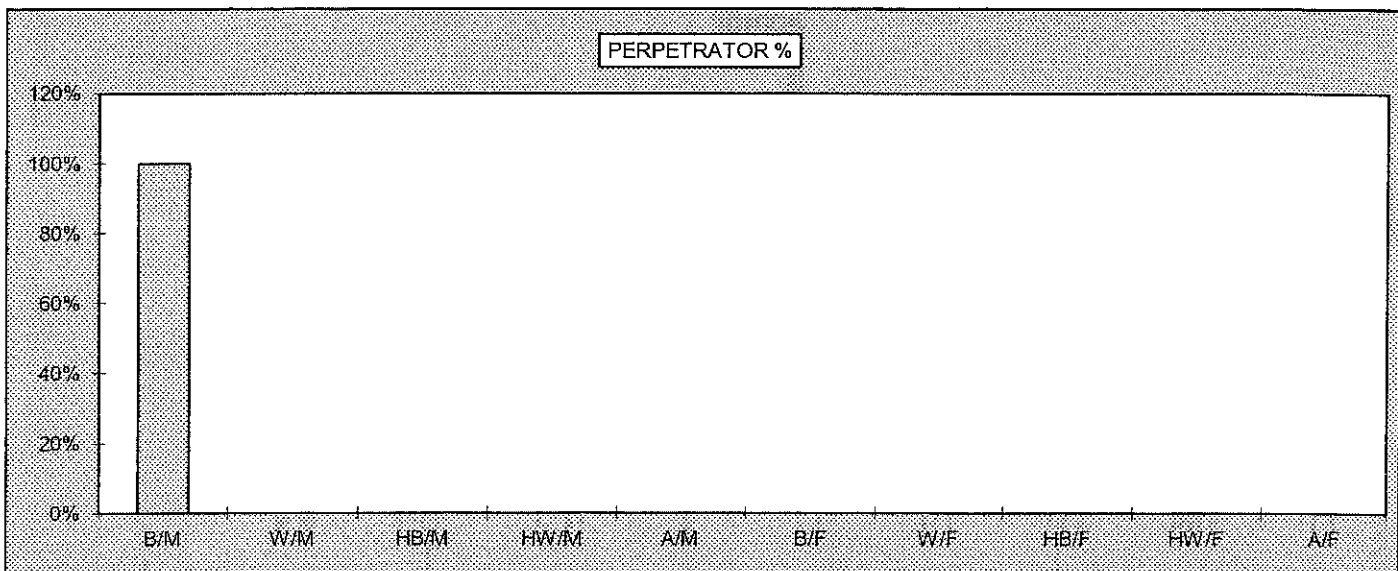
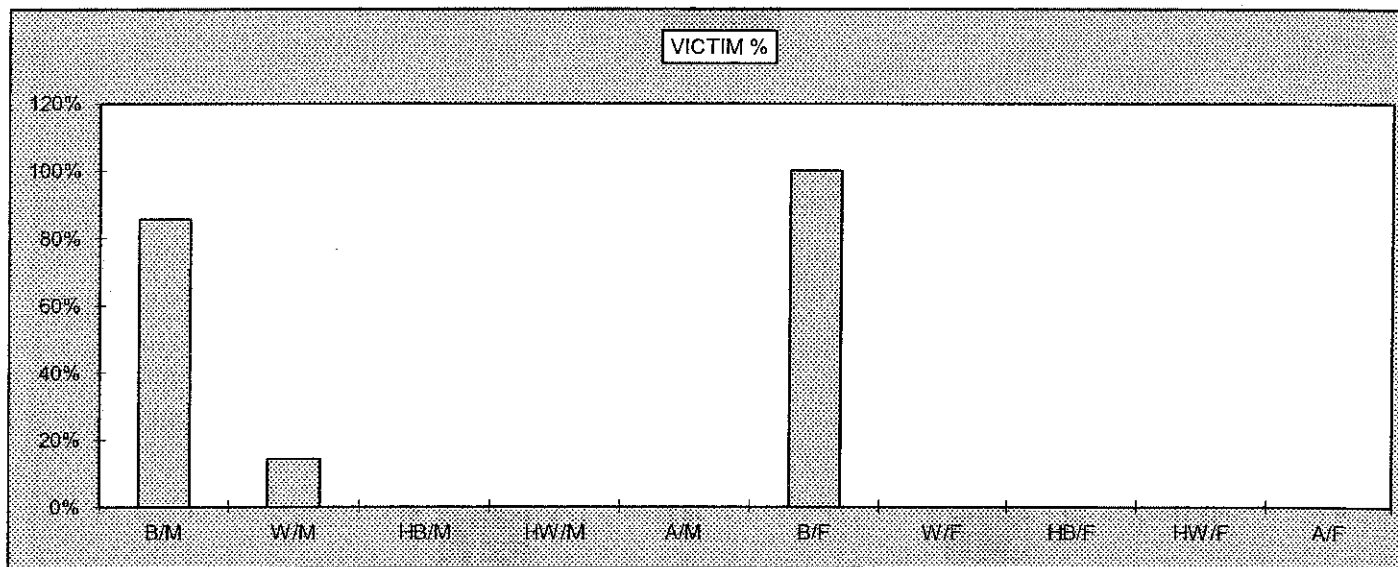
**2013
JULY HOMICIDE COMPARISON
BY RACE, SEX, AND ETHNIC ORIGIN**

	VICTIM	PERPETRATOR
B/M	6	3
W/M	1	0
HB/M	0	0
HW/M	0	0
A/M	0	0
TOTAL MALES	7	3
B/F	1	0
W/F	0	0
HB/F	0	0
HW/F	0	0
A/F	0	0
TOTAL FEMALES	1	0
TOTAL	8	3

	VICTIM %	PERPETRATOR %
B/M	86%	100%
W/M	14%	0%
HB/M	0%	0%
HW/M	0%	0%
A/M	0%	0%

B/F	100%	0%
W/F	0%	0%
HB/F	0%	0%
HW/F	0%	0%
A/F	0%	0%

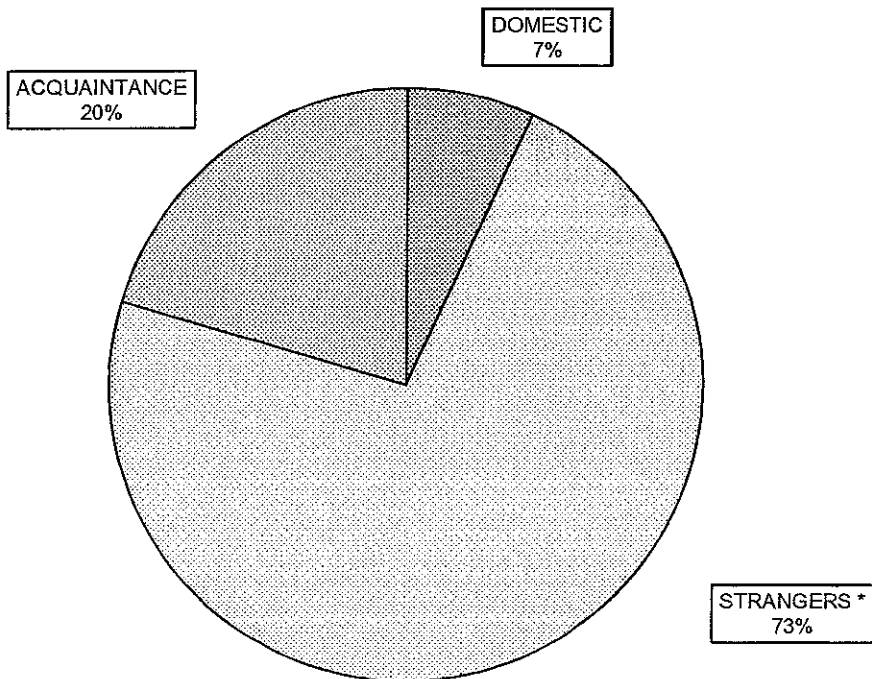
PERPETRATOR UNKNOWN FOR 5 HOMICIDES



**2013
HOMICIDE BREAKDOWN
YEAR TO DATE**

JULY							
MONTH	ACTUAL	DOMESTIC	%	STRANGERS *	%	ACQUAINTANCE	%
JANUARY	7	0	0%	5	71%	2	29%
FEBRUARY	7	2	29%	5	71%	0	0%
MARCH	3	0	0%	3	100%	0	0%
APRIL	6	0	0%	4	67%	2	33%
MAY	5	0	0%	5	100%	0	0%
JUNE	8	1	12%	5	63%	2	25%
JULY	8	0	0%	5	63%	3	37%
AUGUST							
SEPTEMBER							
OCTOBER							
NOVEMBER							
DECEMBER							
TOTAL	44	3	7%	32	73%	9	20%

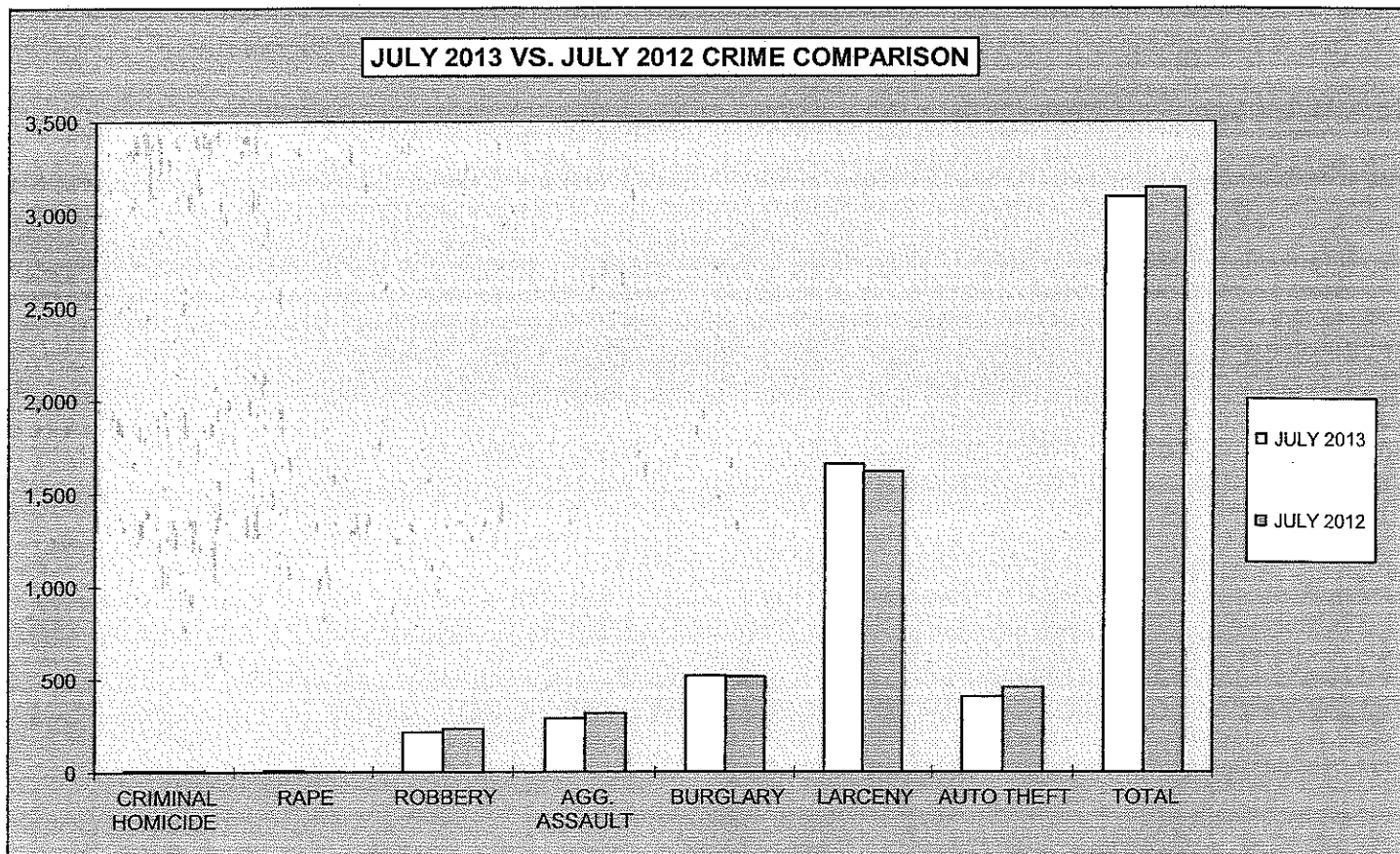
HOMICIDE BREAKDOWN BY VICTIM/OFFENDER RELATIONSHIP



* UNKNOWN INCLUDED IN WITH STRANGERS

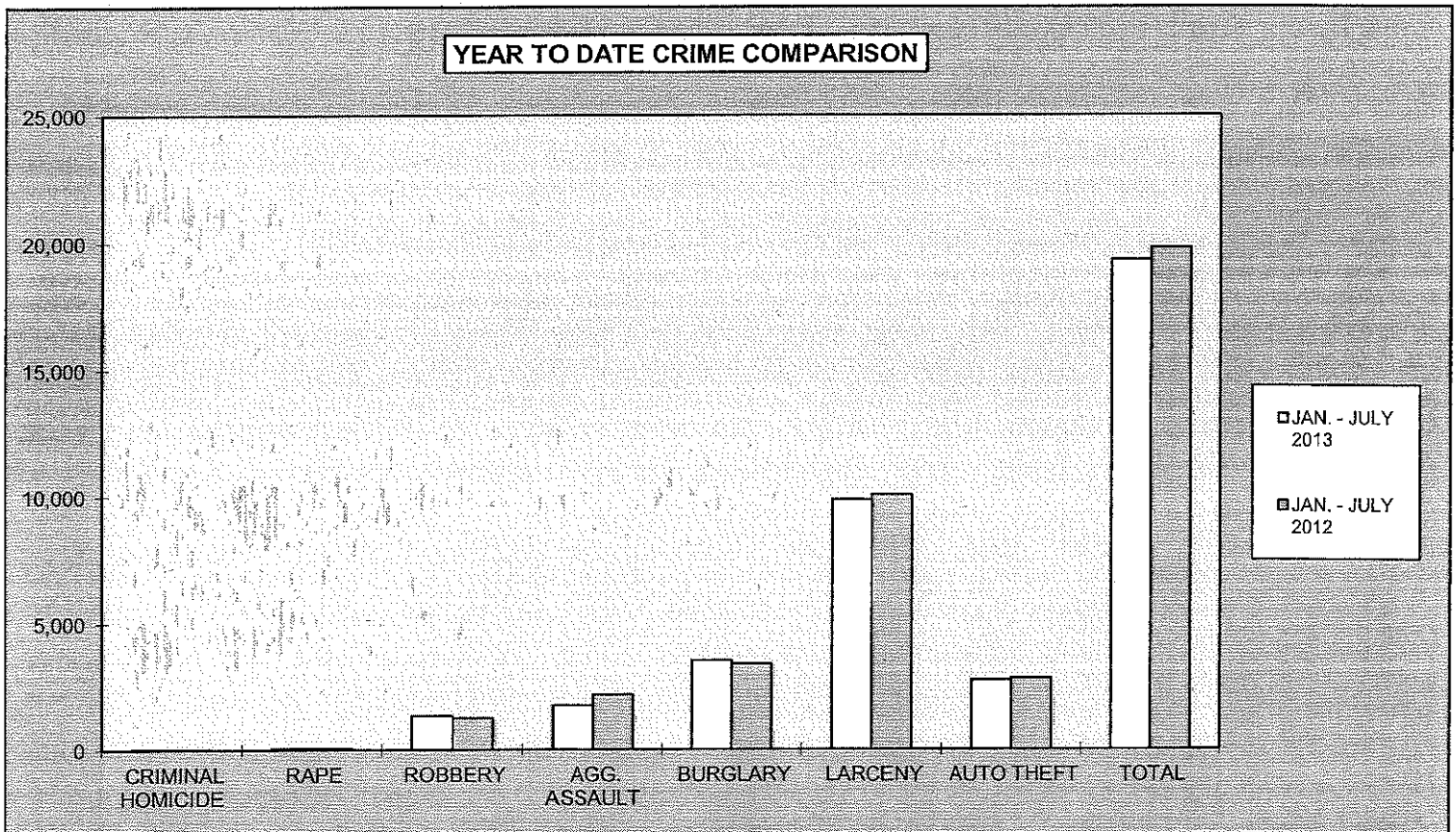
**2013
MONTHLY CRIME COMPARISON**

CRIME	JULY 2013	JULY 2012	# DIFFERENCE	% DIFFERENCE
CRIMINAL HOMICIDE	8	7	1	14%
RAPE	8	3	5	167%
ROBBERY	213	232	-19	-8%
AGG. ASSAULT	287	316	-29	-9%
BURGLARY	518	513	5	1%
RESIDENCE	428	442	-14	-3%
NON-RESIDENCE	90	71	19	27%
LARCENY	1,658	1,618	40	2%
POCKETPICKING	9	8	1	13%
PURSE SNATCHING	40	58	-18	-31%
SHOPLIFTING	220	239	-19	-8%
FROM MOTOR VEHICLES	766	669	97	14%
MOTOR VEH. PARTS/ACCESSORIES	129	143	-14	-10%
BICYCLES	24	22	2	9%
FROM BUILDINGS	163	202	-39	-19%
FROM COIN OPERATED MACHINES	4	2	2	100%
ALL OTHER	303	275	28	10%
AUTO THEFT	405	457	-52	-11%
TOTAL	3,097	3,146	-49	-2%



**2013
YEAR TO DATE CRIME COMPARISON**

FIRST 7 MONTHS					
CRIME	JAN - JULY 2013	JAN - JULY 2012	# DIFFERENCE	% DIFFERENCE	
CRIMINAL HOMICIDE	44	45	-1	-2%	
RAPE	60	63	-3	-5%	
ROBBERY	1,352	1,256	96	8%	
AGG. ASSAULT	1,753	2,178	-425	-20%	
BURGLARY	3,525	3,381	144	4%	
RESIDENCE	3,003	2,889	114	4%	
NON-RESIDENCE	522	492	30	6%	
LARCENY	9,867	10,066	-199	-2%	
POCKETPICKING	54	56	-2	-4%	
PURSE SNATCHING	300	266	34	13%	
SHOPLIFTING	1,524	1,597	-73	-5%	
FROM MOTOR VEHICLES	4,375	4,034	341	8%	
MOTOR VEH. PARTS/ACCESSORIES	775	1,014	-239	-24%	
BICYCLES	137	94	43	46%	
FROM BUILDINGS	1,047	1,146	-99	-9%	
FROM COIN OPERATED MACHINES	13	7	6	86%	
ALL OTHER	1,642	1,852	-210	-11%	
AUTO THEFT	2,733	2,811	-78	-3%	
TOTAL	19,334	19,800	-466	-2%	

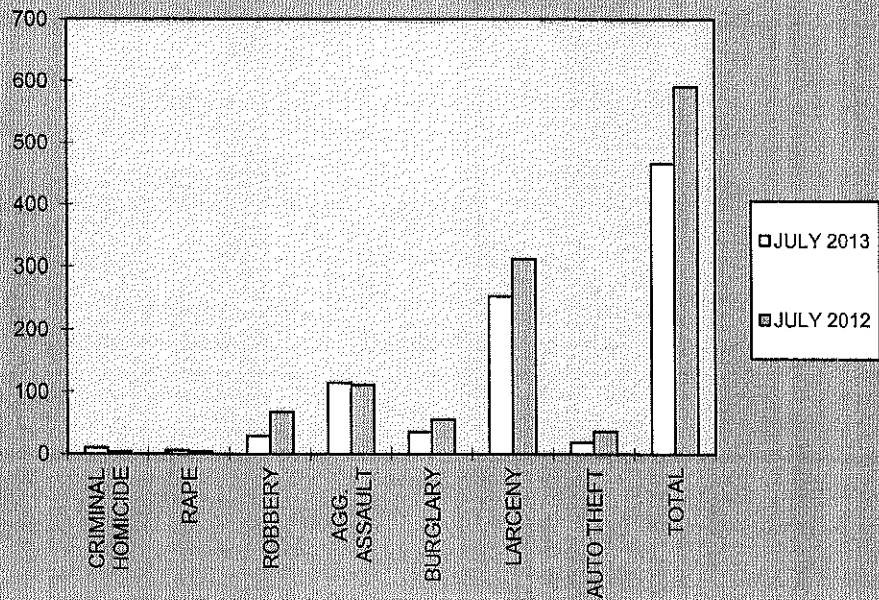


2013 ARREST COMPARISON

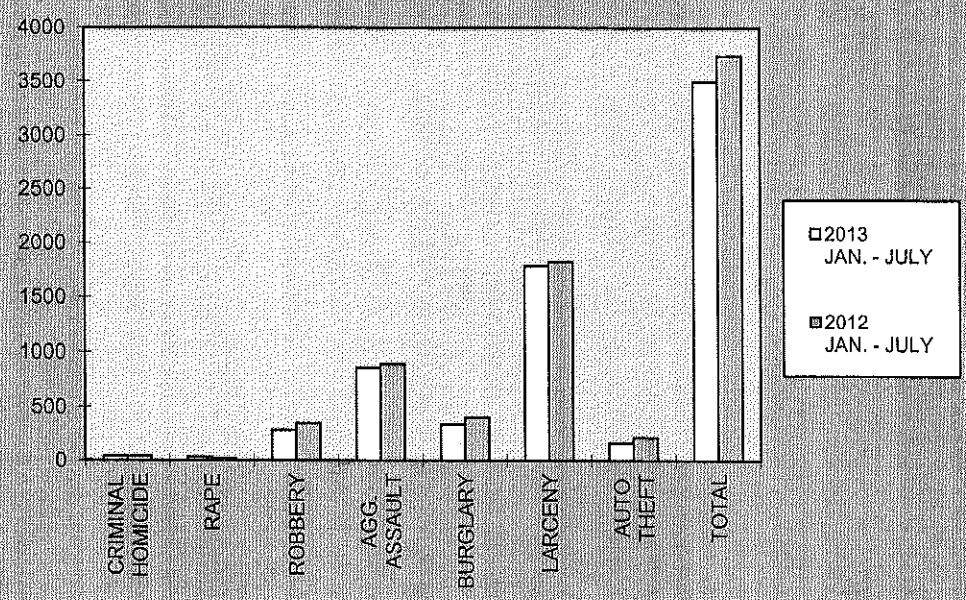
JULY ARREST COMPARISON				
CRIME	JULY 2013	JULY 2012	# DIFFERENCE	% DIFFERENCE
CRIMINAL HOMICIDE	10	4	6	150%
RAPE	6	4	2	50%
ROBBERY	29	68	-39	-57%
AGG. ASSAULT	114	111	3	3%
BURGLARY	36	56	-20	-36%
LARCENY	252	311	-59	-19%
AUTO THEFT	18	37	-19	-51%
TOTAL	465	591	-126	-21%

FIRST 7 MONTHS ARREST COMPARISON				
CRIME	2013 JAN. - JULY	2012 JAN. - JULY	# DIFFERENCE	% DIFFERENCE
CRIMINAL HOMICIDE	42	41	1	2%
RAPE	31	20	11	55%
ROBBERY	282	348	-66	-19%
AGG. ASSAULT	856	891	-35	-4%
BURGLARY	337	405	-68	-17%
LARCENY	1,789	1,824	-35	-2%
AUTO THEFT	164	211	-47	-22%
TOTAL	3,501	3,740	-239	-6%

JULY 2013 VS. JULY 2012 ARREST COMPARISON



YEAR TO DATE ARREST COMPARISON 2013 VS. 2012

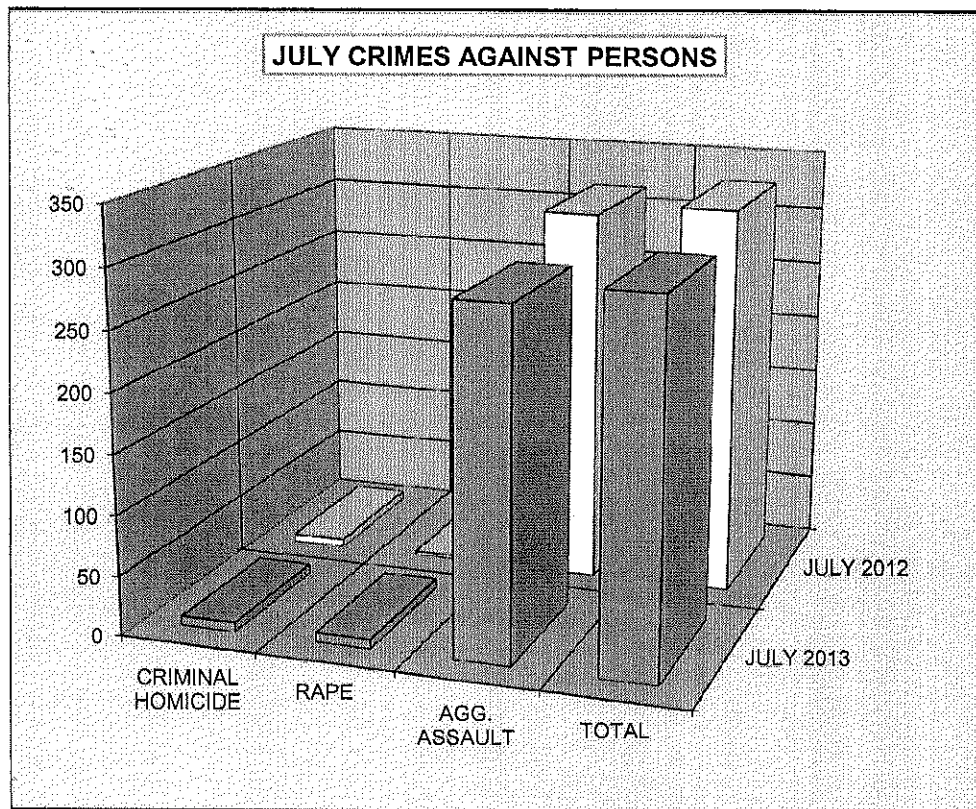


**2013
CRIME COMPARISON
CRIMES AGAINST PERSONS**

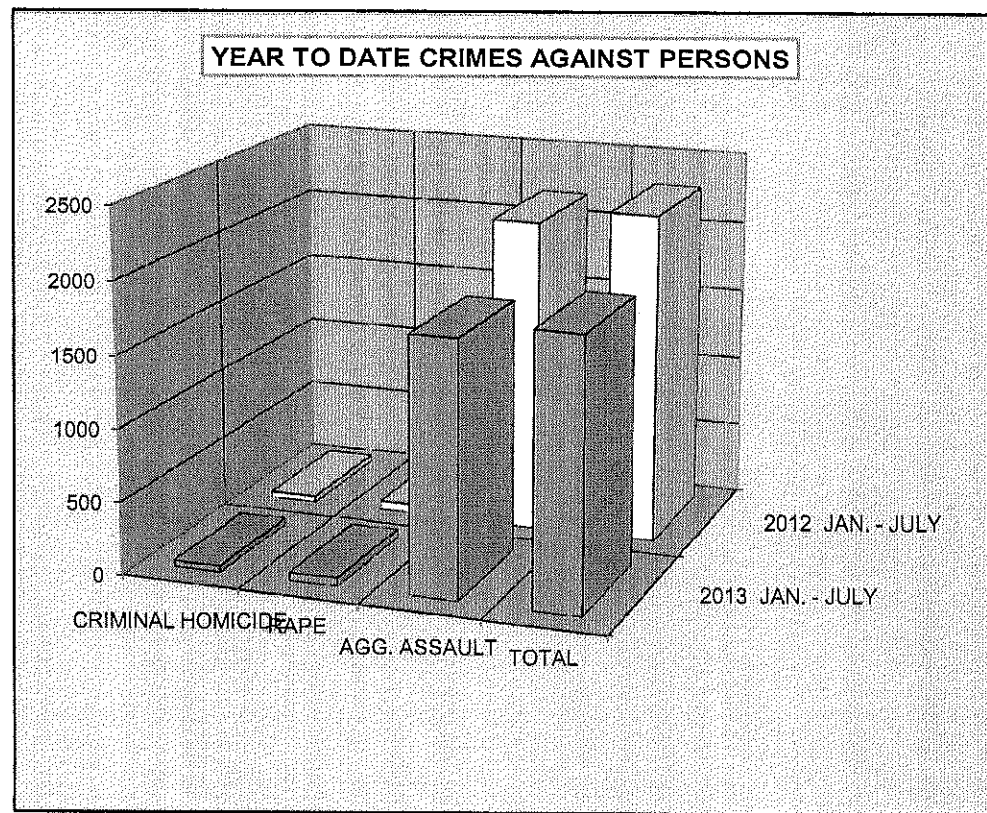
JULY				
CRIME	JULY 2013	JULY 2012	# DIFFERENCE	% DIFFERENCE
CRIMINAL HOMICIDE	8	7	1	14%
RAPE	8	3	5	167%
AGG. ASSAULT	287	316	-29	-9%
TOTAL	303	326	-23	-7%

FIRST 7 MONTHS				
CRIME	2013 JAN. - JULY	2012 JAN. - JULY	# DIFFERENCE	% DIFFERENCE
CRIMINAL HOMICIDE	44	45	-1	-2%
RAPE	60	63	-3	-5%
AGG. ASSAULT	1,753	2,178	-425	-20%
TOTAL	1,857	2,286	-429	-19%

JULY CRIMES AGAINST PERSONS



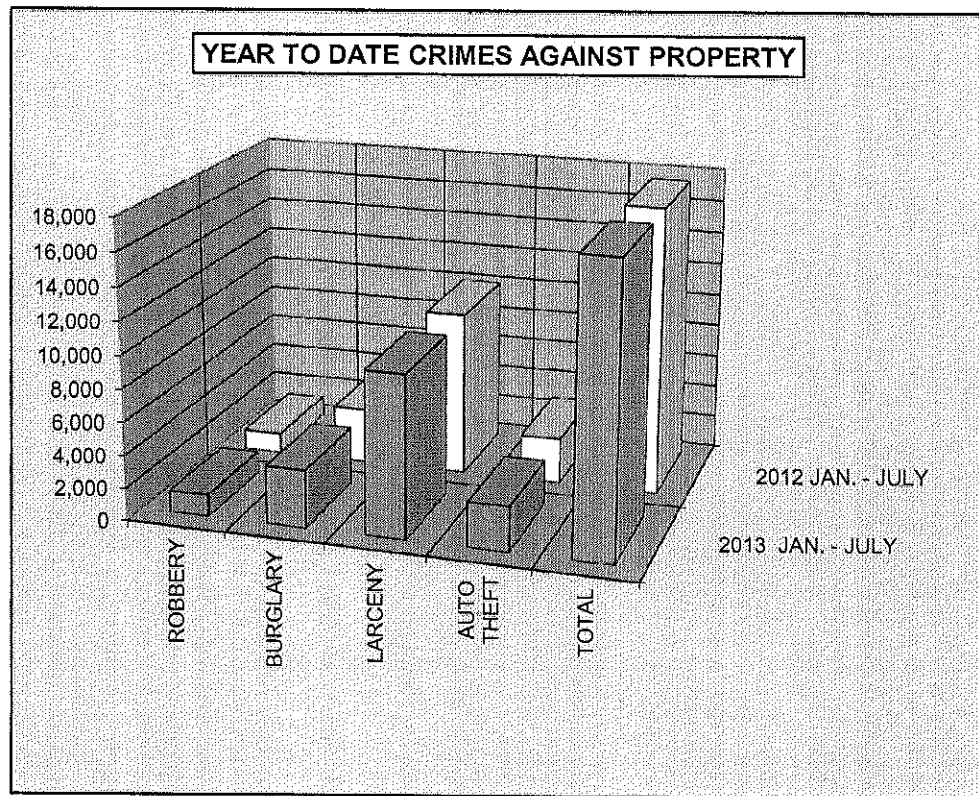
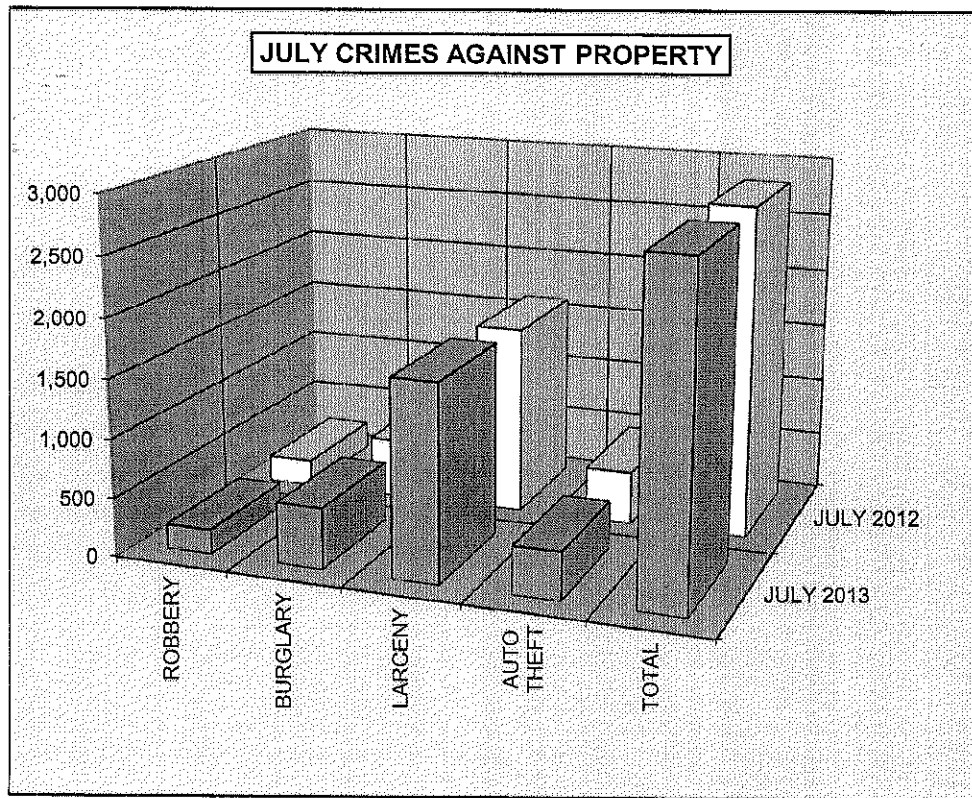
YEAR TO DATE CRIMES AGAINST PERSONS



**2013
CRIME COMPARISON
CRIMES AGAINST PROPERTY**

JULY				
CRIME	JULY 2013	JULY 2012	# DIFFERENCE	% DIFFERENCE
ROBBERY	213	232	-19	-8%
BURGLARY	518	513	5	1%
LARCENY	1,658	1,618	40	2%
AUTO THEFT	405	457	-52	-11%
TOTAL	2,794	2,820	-26	-1%

FIRST 7 MONTHS				
CRIME	2013 JAN. - JULY	2012 JAN. - JULY	# DIFFERENCE	% DIFFERENCE
ROBBERY	1,352	1,256	96	8%
BURGLARY	3,525	3,381	144	4%
LARCENY	9,867	10,066	-199	-2%
AUTO THEFT	2,733	2,811	-78	-3%
TOTAL	17,477	17,514	-37	0%

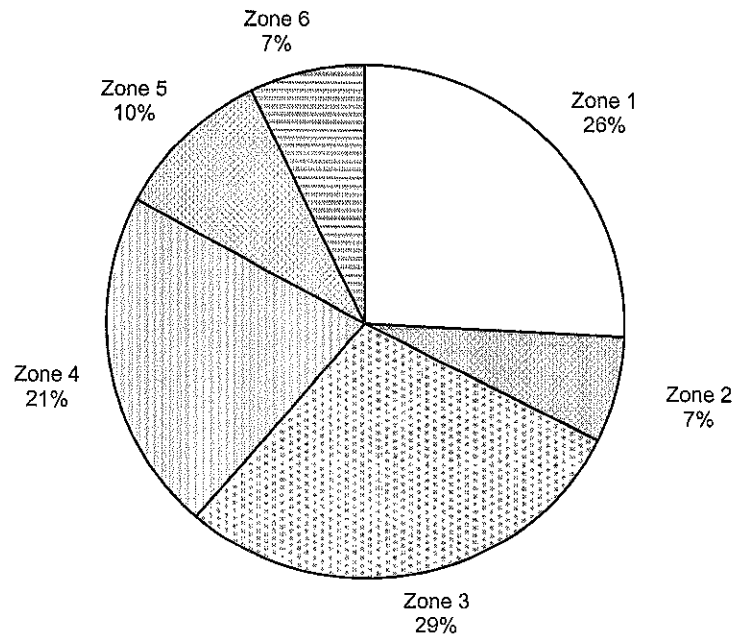


2013
AREA BREAKDOWN
CRIMES AGAINST PERSONS AND PROPERTY

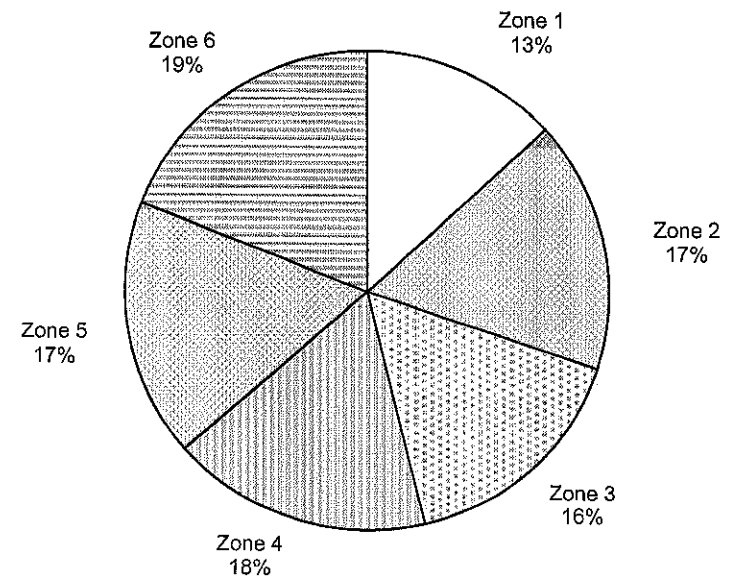
JULY 2013 CRIMES AGAINST PERSONS BY ZONE						
CRIME	Zone 1	Zone 2	Zone 3	Zone 4	Zone 5	Zone 6
CRIMINAL HOMICIDE	2	1	1	1	1	2
RAPE	3	1	1	2	2	-1
AGG. ASSAULT	73	18	86	62	27	21
TOTAL CRIMES AGAINST PERSONS	78	20	88	65	30	22

JULY 2013 CRIMES AGAINST PROPERTY BY ZONE						
CRIME	Zone 1	Zone 2	Zone 3	Zone 4	Zone 5	Zone 6
ROBBERY	32	19	45	37	43	37
BURGLARY	104	80	122	111	22	79
LARCENY	174	334	190	247	386	327
AUTO THEFT	59	37	94	93	33	89
TOTAL CRIMES AGAINST PROPERTY	369	470	451	488	484	532

JULY 2013 CRIMES AGAINST PERSONS



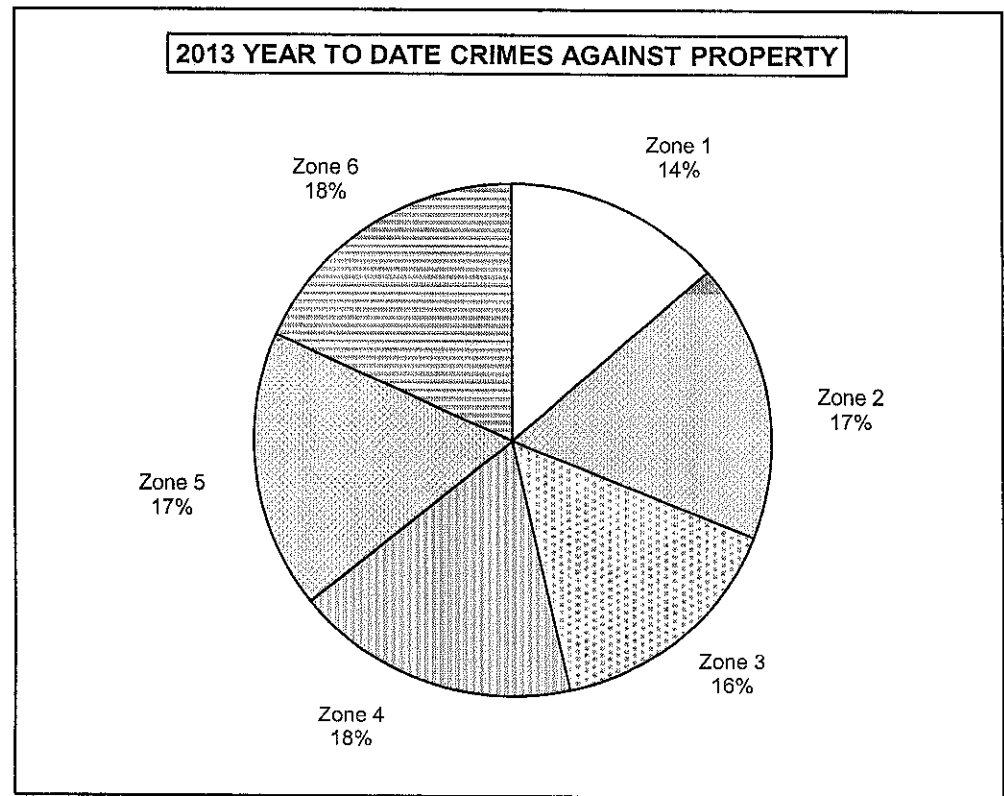
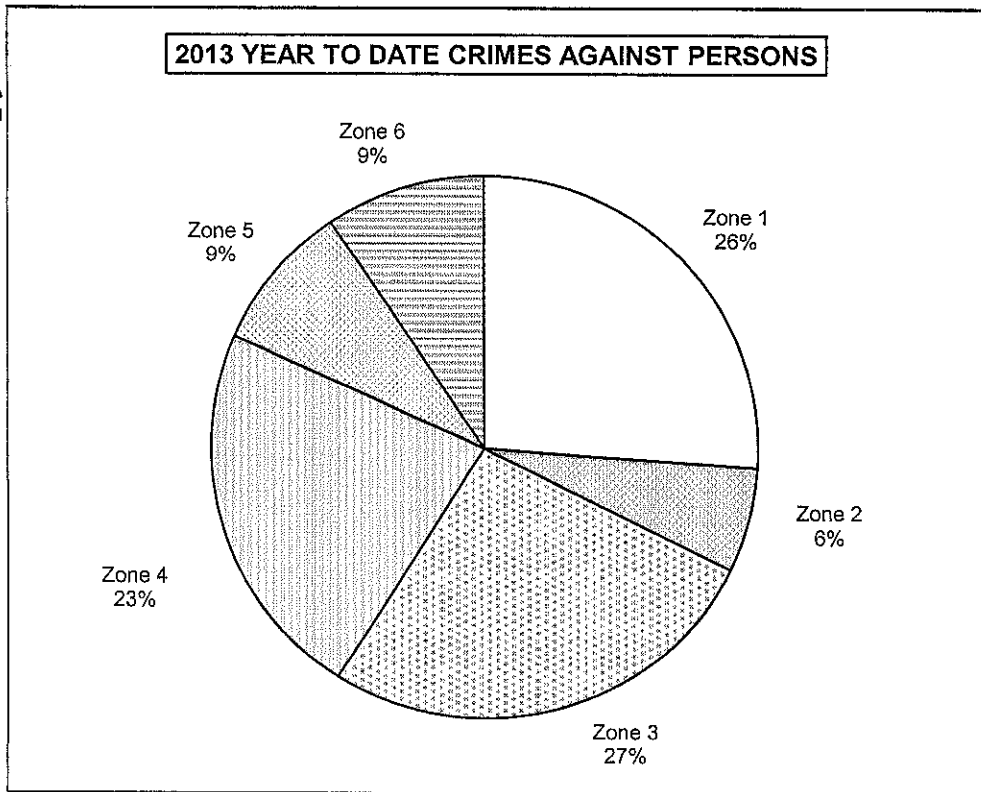
JULY 2013 CRIMES AGAINST PROPERTY



2013
YEAR TO DATE AREA BREAKDOWN
CRIMES AGAINST PERSONS AND PROPERTY

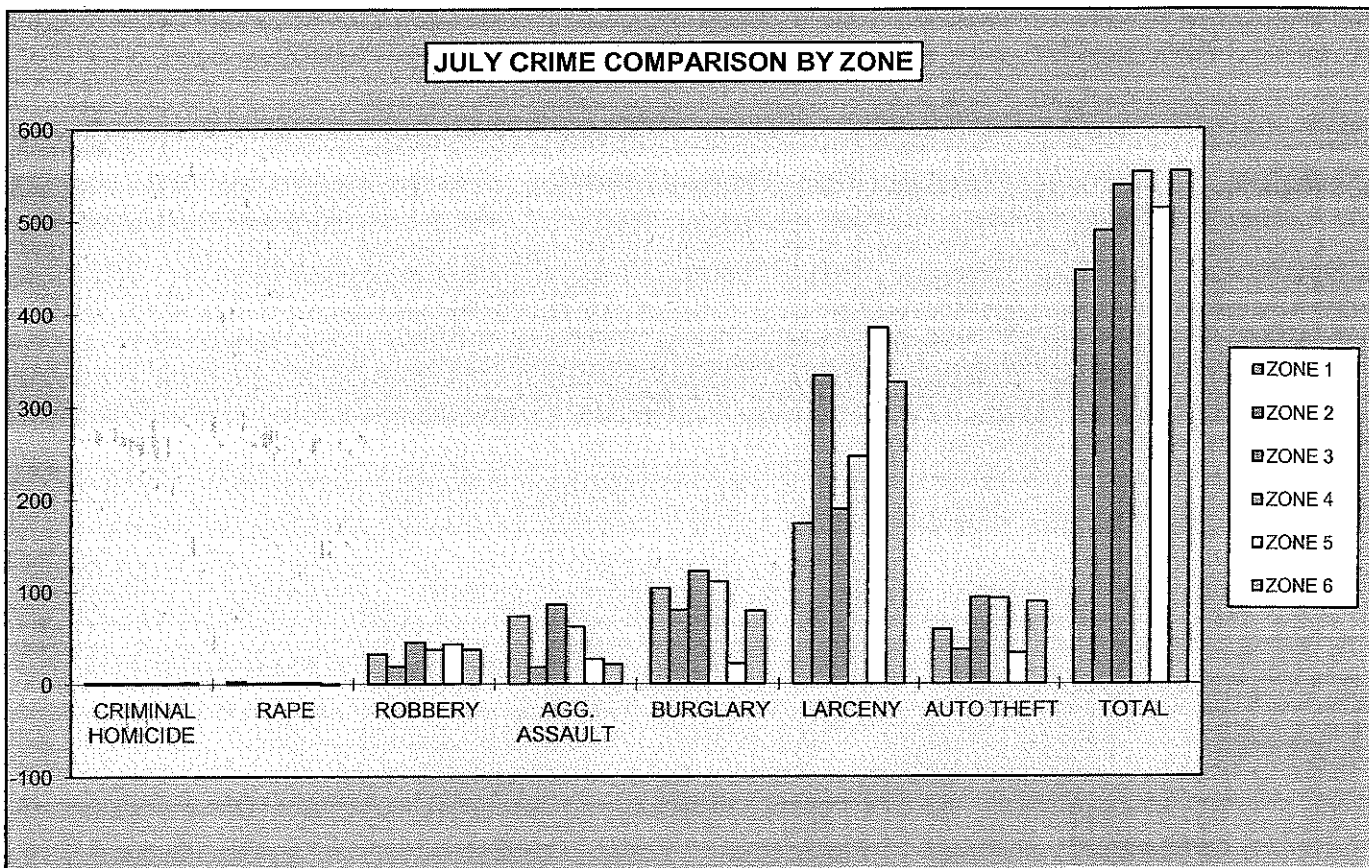
FIRST 7 MONTHS 2013 CRIMES AGAINST PERSONS BY ZONE						
CRIME	Zone 1	Zone 2	Zone 3	Zone 4	Zone 5	Zone 6
CRIMINAL HOMICIDE	20	4	6	8	1	5
RAPE	11	11	16	13	6	3
AGG. ASSAULT	454	99	476	398	157	169
TOTAL CRIMES AGAINST PERSONS	485	114	498	419	164	177

FIRST 7 MONTHS 2013 CRIMES AGAINST PROPERTY BY ZONE						
CRIME	Zone 1	Zone 2	Zone 3	Zone 4	Zone 5	Zone 6
ROBBERY	239	154	230	295	192	242
BURGLARY	743	454	748	838	170	572
LARCENY	988	2,162	1,107	1,413	2,394	1,803
AUTO THEFT	411	269	612	575	285	581
TOTAL CRIMES AGAINST PROPERTY	2,381	3,039	2,697	3,121	3,041	3,198



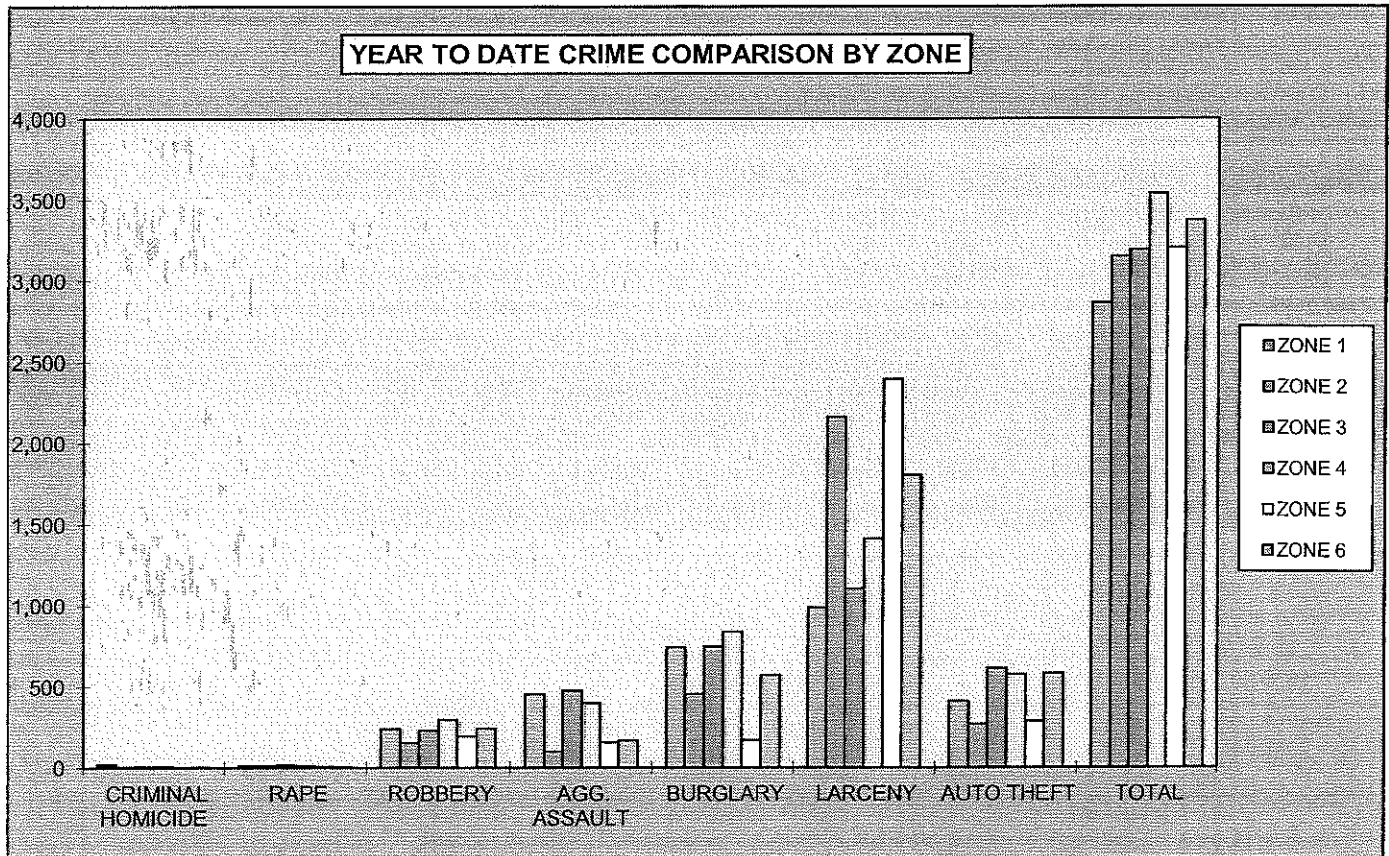
**2013
AREA BREAKDOWN**

JULY CRIME COMPARISON BY ZONE						
CRIME	ZONE 1	ZONE 2	ZONE 3	ZONE 4	ZONE 5	ZONE 6
CRIMINAL HOMICIDE	2	1	1	1	1	2
RAPE	3	1	1	2	2	-1
ROBBERY	32	19	45	37	43	37
AGG. ASSAULT	73	18	86	62	27	21
BURGLARY	104	80	122	111	22	79
RESIDENCE	86	59	109	98	12	64
NON-RESIDENCE	18	21	13	13	10	15
LARCENY	174	334	190	247	386	327
POCKETPICKING	1	1	1	0	5	1
PURSE SNATCHING	6	2	3	11	13	5
SHOPLIFTING	27	54	16	49	39	35
FROM MOTOR VEHICLES	45	161	74	69	209	208
MOTOR VEH. PARTS/ACCESSORIES	24	16	23	24	22	20
BICYCLES	3	6	2	1	4	8
FROM BUILDINGS	11	45	10	29	52	16
FROM COIN OPERATED MACHINES	2	0	1	0	1	0
ALL OTHER	55	49	60	64	41	34
AUTO THEFT	59	37	94	93	33	89
TOTAL	447	490	539	553	514	554



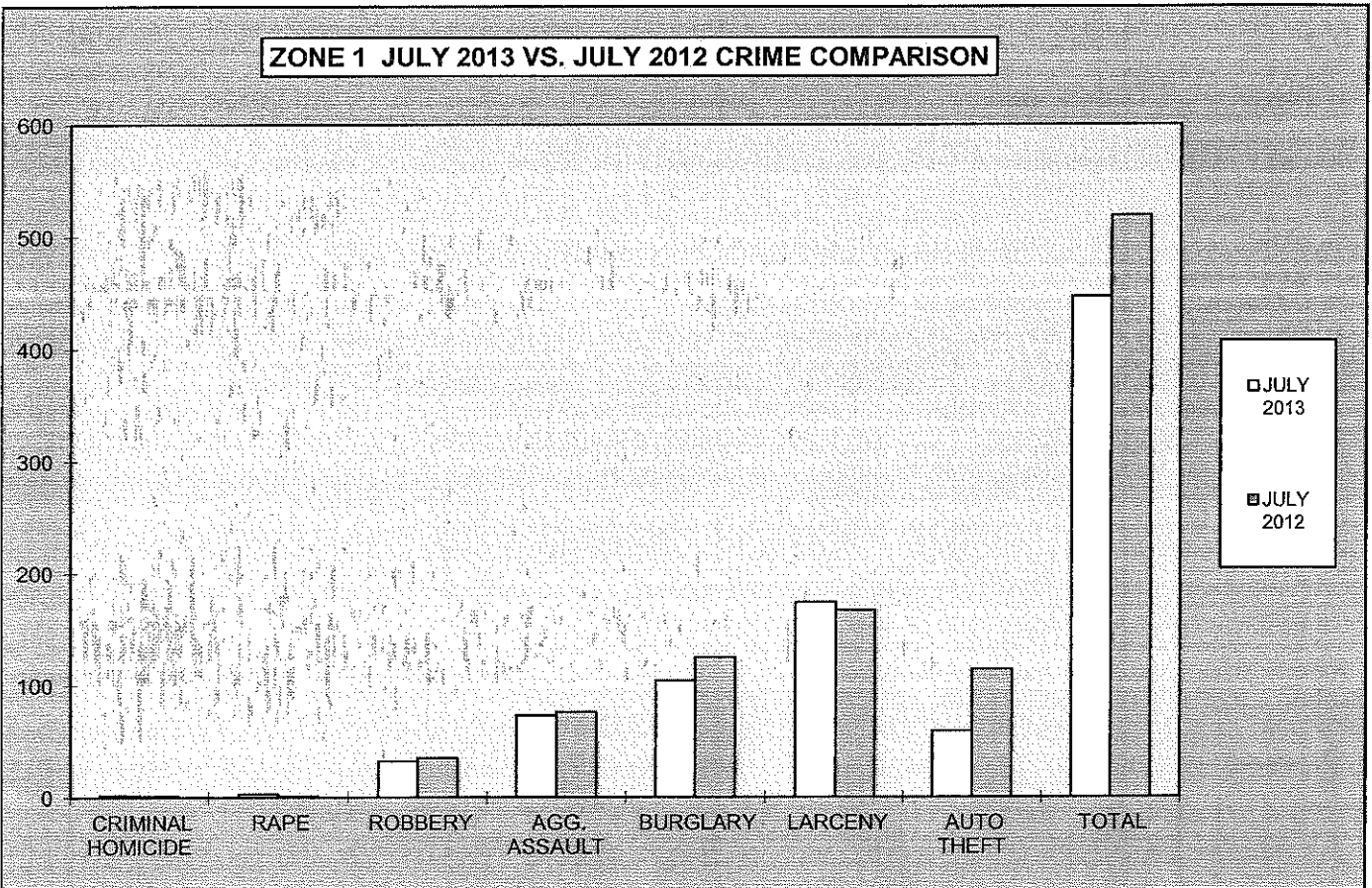
**2013
YEAR TO DATE AREA BREAKDOWN**

FIRST 7 MONTHS CRIME COMPARISON BY ZONE						
CRIME	ZONE 1	ZONE 2	ZONE 3	ZONE 4	ZONE 5	ZONE 6
CRIMINAL HOMICIDE	20	4	6	8	1	5
RAPE	11	11	16	13	6	3
ROBBERY	239	154	230	295	192	242
AGG. ASSAULT	454	99	476	398	157	169
BURGLARY	743	454	748	838	170	572
RESIDENCE	657	349	658	771	95	473
NON-RESIDENCE	86	105	90	67	75	99
LARCENY	988	2,162	1,107	1,413	2,394	1,803
POCKETPICKING	3	7	7	2	24	11
PURSE SNATCHING	45	24	36	58	86	51
SHOPLIFTING	188	447	117	334	174	264
FROM MOTOR VEHICLES	257	1,069	395	389	1,284	981
MOTOR VEH. PARTS/ACCESSORIES	113	119	119	118	182	124
BICYCLES	10	13	9	12	44	49
FROM BUILDINGS	99	249	119	157	323	100
FROM COIN OPERATED MACHINES	2	0	1	4	6	0
ALL OTHER	271	234	304	339	271	223
AUTO THEFT	411	269	612	575	285	581
TOTAL	2,866	3,153	3,195	3,540	3,205	3,375



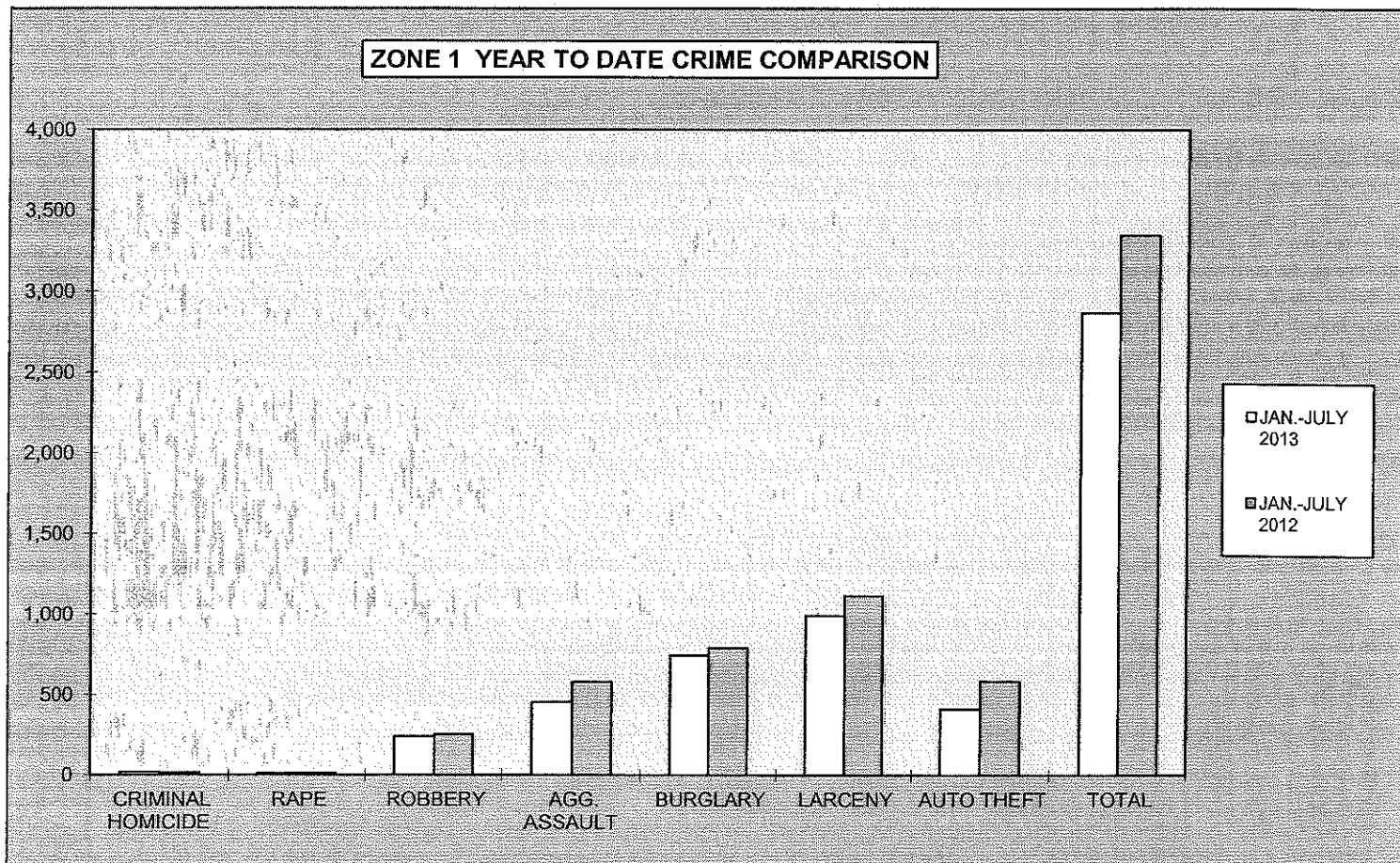
**2013
MONTHLY CRIME COMPARISON**

ZONE 1					
CRIME	JULY 2013	JULY 2012	# DIFFERENCE	% DIFFERENCE	
CRIMINAL HOMICIDE	2	1	1	100%	
RAPE	3	1	2	200%	
ROBBERY	32	35	-3	-9%	
AGG. ASSAULT	73	76	-3	-4%	
BURGLARY	104	125	-21	-17%	
RESIDENCE	86	120	-34	-28%	
NON-RESIDENCE	18	5	13	260%	
LARCENY	174	167	7	4%	
POCKETPICKING	1	0	1	100%	
PURSE SNATCHING	6	7	-1	-14%	
SHOPLIFTING	27	17	10	59%	
FROM MOTOR VEHICLES	45	50	-5	-10%	
MOTOR VEH. PARTS/ACCESSORIES	24	25	-1	-4%	
BICYCLES	3	2	1	50%	
FROM BUILDINGS	11	21	-10	-48%	
FROM COIN OPERATED MACHINES	2	0	2	100%	
ALL OTHER	55	45	10	22%	
AUTO THEFT	59	114	-55	-48%	
TOTAL	447	519	-72	-14%	



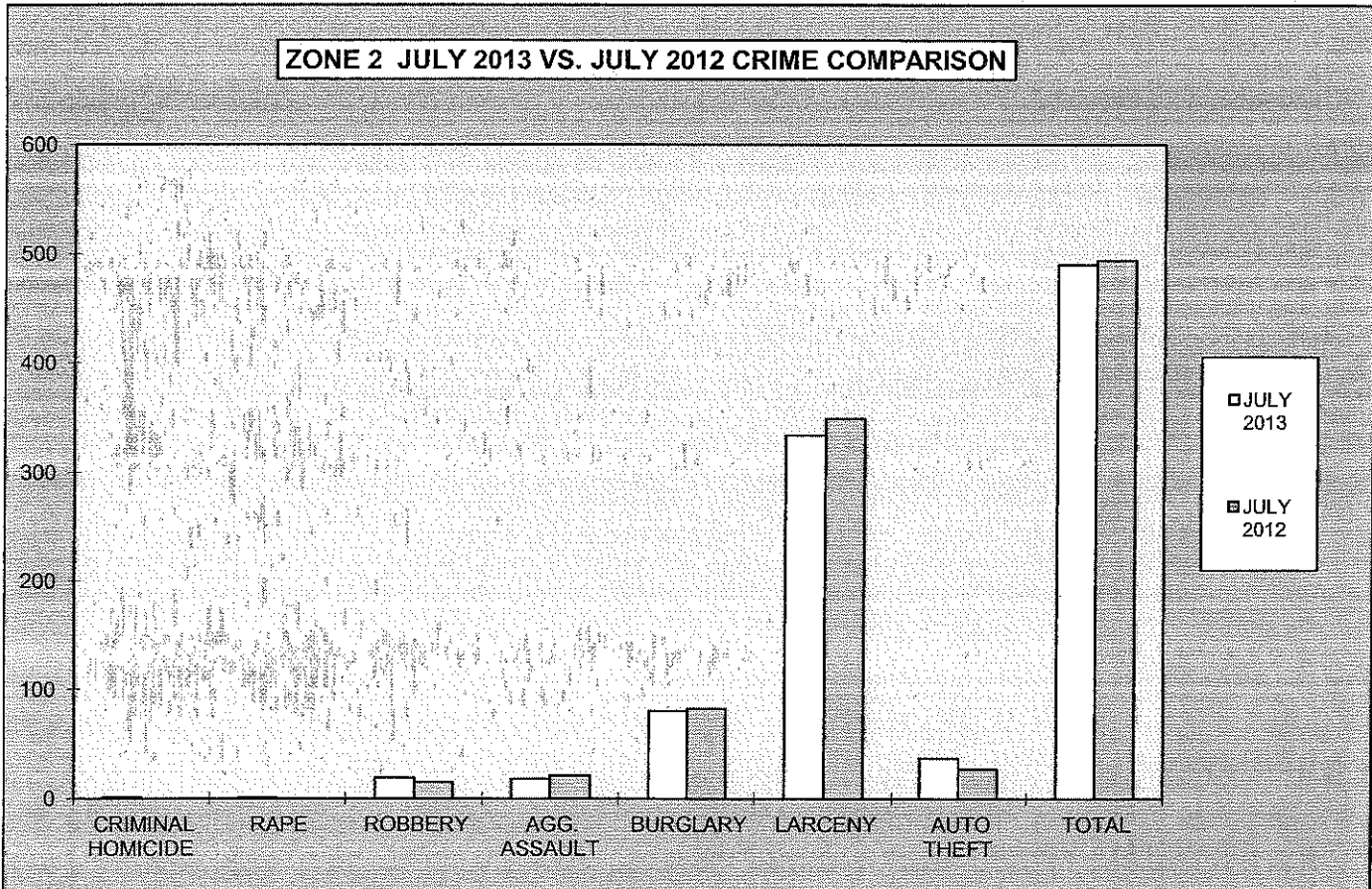
**2013
YEAR TO DATE CRIME COMPARISON**

ZONE 1				
CRIME	JAN. - JULY 2013	JAN. - JULY 2012	# DIFFERENCE	% DIFFERENCE
CRIMINAL HOMICIDE	20	16	4	25%
RAPE	11	14	-3	-21%
ROBBERY	239	254	-15	-6%
AGG. ASSAULT	454	578	-124	-21%
BURGLARY	743	788	-45	-6%
RESIDENCE	657	718	-61	-8%
NON-RESIDENCE	86	70	16	23%
LARCENY	988	1,112	-124	-11%
POCKETPICKING	3	1	2	200%
PURSE SNATCHING	45	31	14	45%
SHOPLIFTING	188	91	97	107%
FROM MOTOR VEHICLES	257	342	-85	-25%
MOTOR VEH. PARTS/ACCESSORIES	113	152	-39	-26%
BICYCLES	10	8	2	25%
FROM BUILDINGS	99	141	-42	-30%
FROM COIN OPERATED MACHINES	2	0	2	100%
ALL OTHER	271	346	-75	-22%
AUTO THEFT	411	583	-172	-30%
TOTAL	2,866	3,345	-479	-14%



**2013
MONTHLY CRIME COMPARISON**

ZONE 2				
CRIME	JULY 2013	JULY 2012	# DIFFERENCE	% DIFFERENCE
CRIMINAL HOMICIDE	1	0	1	100%
RAPE	1	0	1	100%
ROBBERY	19	15	4	27%
AGG. ASSAULT	18	21	-3	-14%
BURGLARY	80	82	-2	-2%
RESIDENCE	59	70	-11	-16%
NON-RESIDENCE	21	12	9	75%
LARCENY	334	349	-15	-4%
POCKETPICKING	1	1	0	0%
PURSE SNATCHING	2	3	-1	-33%
SHOPLIFTING	54	83	-29	-35%
FROM MOTOR VEHICLES	161	160	1	1%
MOTOR VEH. PARTS/ACCESSORIES	16	31	-15	-48%
BICYCLES	6	3	3	100%
FROM BUILDINGS	45	36	9	25%
FROM COIN OPERATED MACHINES	0	0	0	0%
ALL OTHER	49	32	17	53%
AUTO THEFT	37	27	10	37%
TOTAL	490	494	-4	-1%

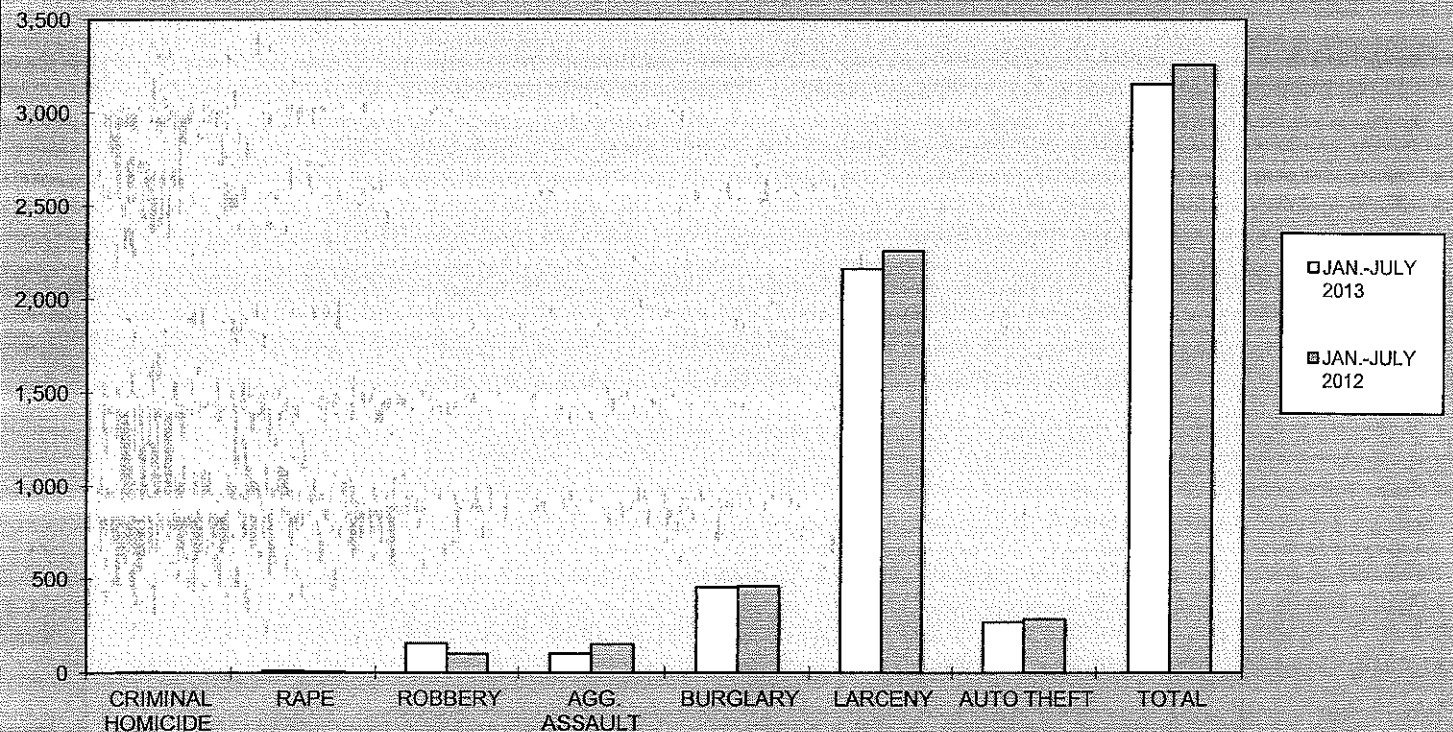


**2013
YEAR TO DATE CRIME COMPARISON**

ZONE 2

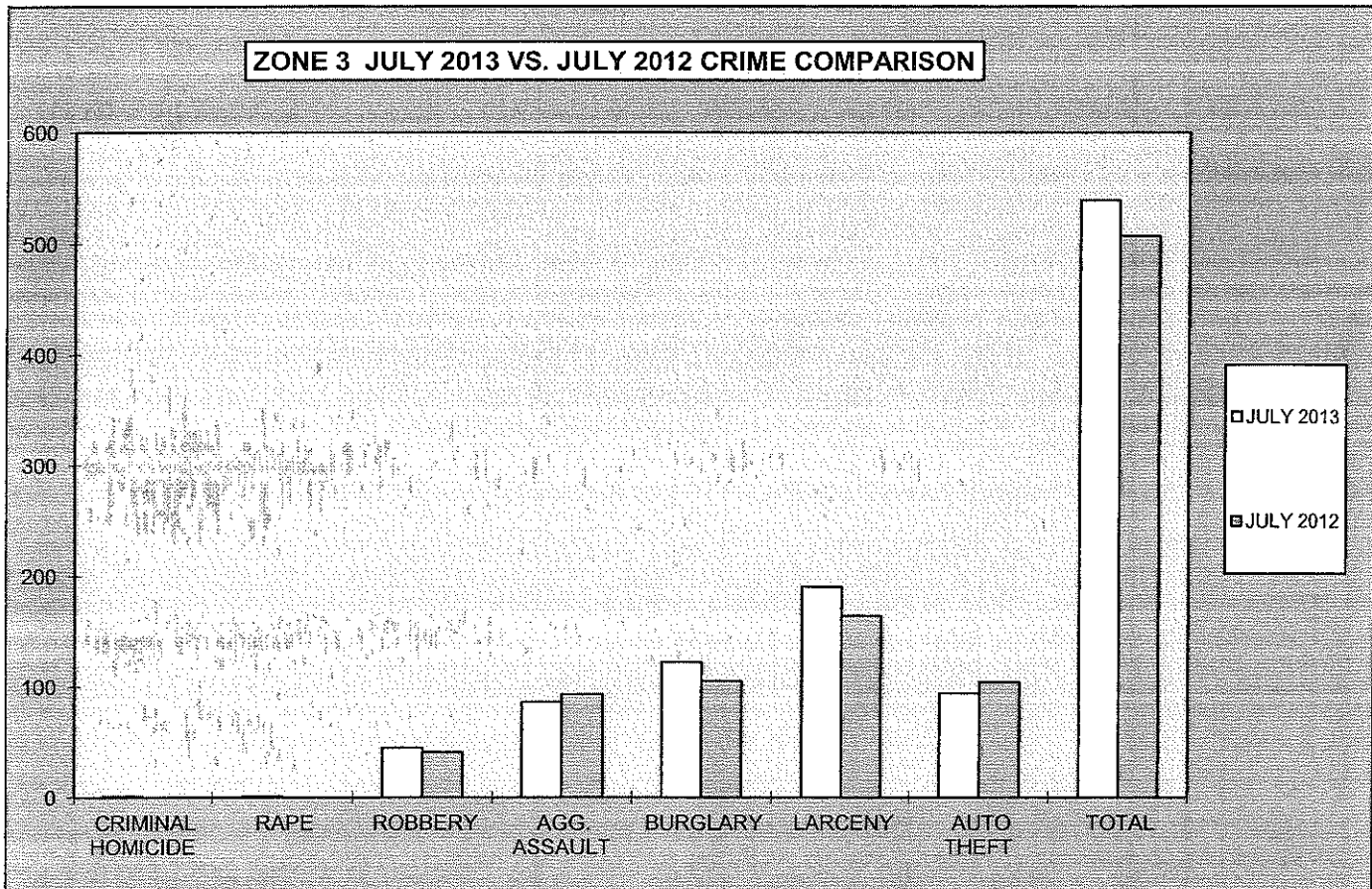
CRIME	JAN.-JULY 2013	JAN.-JULY 2012	# DIFFERENCE	% DIFFERENCE
CRIMINAL HOMICIDE	4	0	4	100%
RAPE	11	6	5	83%
ROBBERY	154	99	55	56%
AGG. ASSAULT	99	149	-50	-34%
BURGLARY	454	459	-5	-1%
RESIDENCE	349	352	-3	-1%
NON-RESIDENCE	105	107	-2	-2%
LARCENY	2,162	2,259	-97	-4%
POCKETPICKING	7	18	-11	-61%
PURSE SNATCHING	24	34	-10	-29%
SHOPLIFTING	447	499	-52	-10%
FROM MOTOR VEHICLES	1,069	979	90	9%
MOTOR VEH. PARTS/ACCESSORIES	119	209	-90	-43%
BICYCLES	13	13	0	0%
FROM BUILDINGS	249	223	26	12%
FROM COIN OPERATED MACHINES	0	0	0	0%
ALL OTHER	234	284	-50	-18%
AUTO THEFT	269	285	-16	-6%
TOTAL	3,153	3,257	-104	-3%

ZONE 2 YEAR TO DATE CRIME COMPARISON



**2013
MONTHLY CRIME COMPARISON**

ZONE 3					
CRIME	JULY 2013	JULY 2012	# DIFFERENCE	% DIFFERENCE	
CRIMINAL HOMICIDE	1	0	1	100%	
RAPE	1	0	1	100%	
ROBBERY	45	41	4	10%	
AGG. ASSAULT	86	93	-7	-8%	
BURGLARY	122	105	17	16%	
RESIDENCE	109	93	16	17%	
NON-RESIDENCE	13	12	1	8%	
LARCENY	190	164	26	16%	
POCKETPICKING	1	2	-1	-50%	
PURSE SNATCHING	3	7	-4	-57%	
SHOPLIFTING	16	9	7	78%	
FROM MOTOR VEHICLES	74	56	18	32%	
MOTOR VEH. PARTS/ACCESSORIES	23	14	9	64%	
BICYCLES	2	7	-5	-71%	
FROM BUILDINGS	10	25	-15	-60%	
FROM COIN OPERATED MACHINES	1	0	1	100%	
ALL OTHER	60	44	16	36%	
AUTO THEFT	94	104	-10	-10%	
TOTAL	539	507	32	6%	

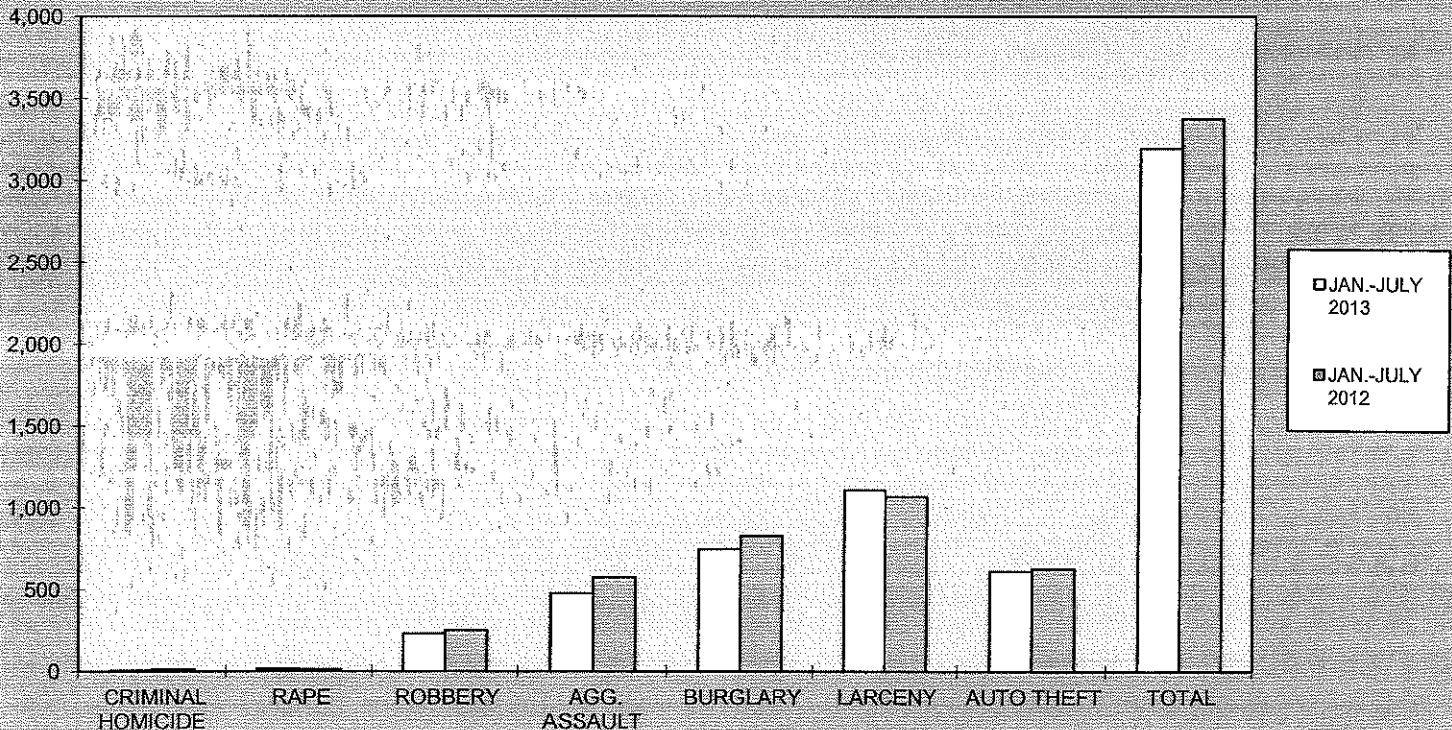


**2013
YEAR TO DATE CRIME COMPARISON**

ZONE 3

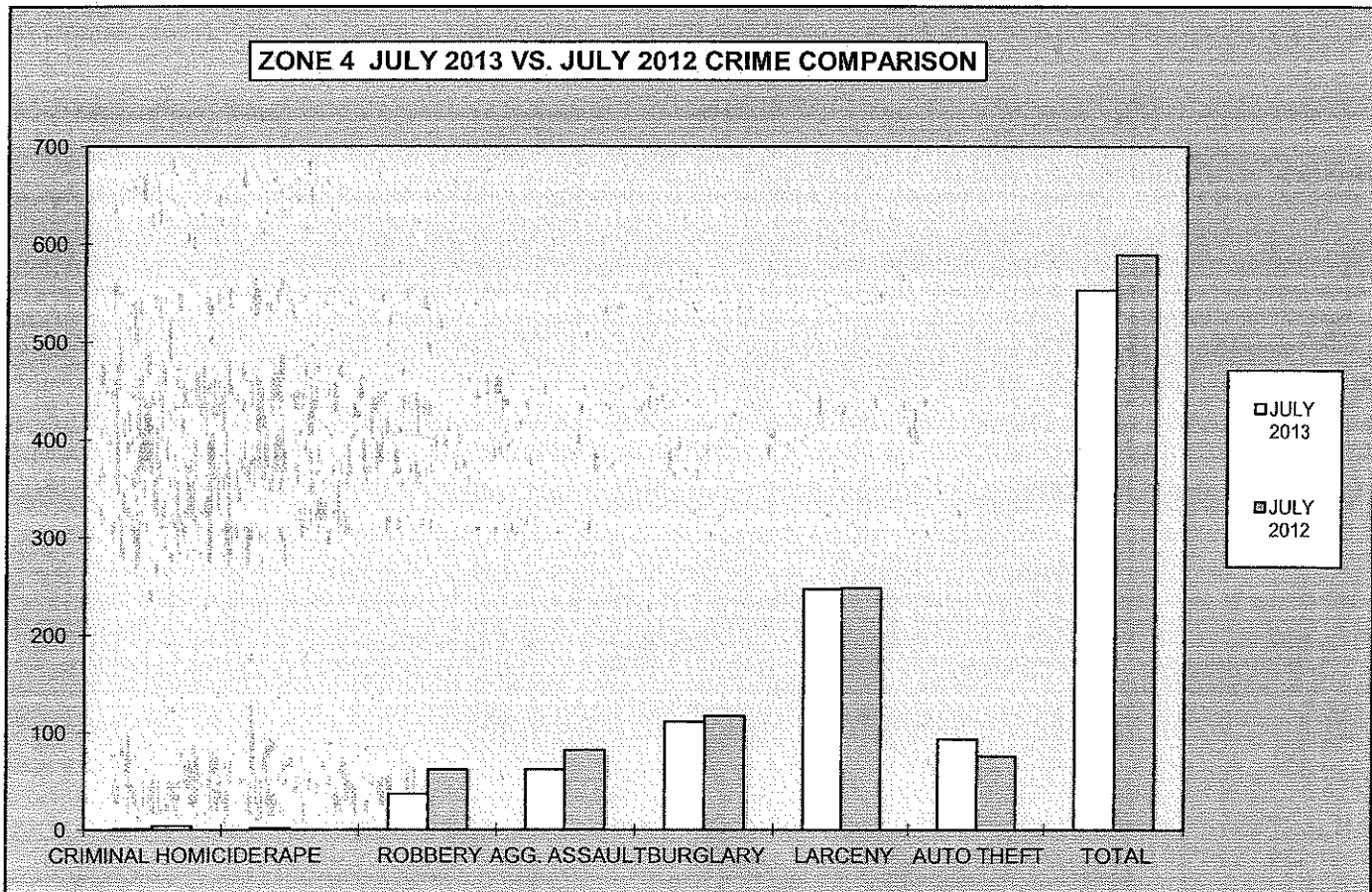
CRIME	JAN.-JULY 2013	JAN.-JULY 2012	# DIFFERENCE	% DIFFERENCE
CRIMINAL HOMICIDE	6	13	-7	-54%
RAPE	16	12	4	33%
ROBBERY	230	253	-23	-9%
AGG. ASSAULT	476	575	-99	-17%
BURGLARY	748	828	-80	-10%
RESIDENCE	658	727	-69	-9%
NON-RESIDENCE	90	101	-11	-11%
LARCENY	1,107	1,067	40	4%
POCKETPICKING	7	6	1	17%
PURSE SNATCHING	36	39	-3	-8%
SHOPLIFTING	117	121	-4	-3%
FROM MOTOR VEHICLES	395	303	92	30%
MOTOR VEH. PARTS/ACCESSORIES	119	121	-2	-2%
BICYCLES	9	12	-3	-25%
FROM BUILDINGS	119	143	-24	-17%
FROM COIN OPERATED MACHINES	1	0	1	100%
ALL OTHER	304	322	-18	-6%
AUTO THEFT	612	628	-16	-3%
TOTAL	3,195	3,376	-181	-5%

ZONE 3 YEAR TO DATE CRIME COMPARISON



**2013
MONTHLY CRIME COMPARISON**

ZONE 4				
CRIME	JULY 2013	JULY 2012	# DIFFERENCE	% DIFFERENCE
CRIMINAL HOMICIDE	1	4	-3	-75%
RAPE	2	0	2	100%
ROBBERY	37	62	-25	-40%
AGG. ASSAULT	62	82	-20	-24%
BURGLARY	111	117	-6	-5%
RESIDENCE	98	101	-3	-3%
NON-RESIDENCE	13	16	-3	-19%
LARCENY	247	248	-1	0%
POCKETPICKING	0	0	0	0%
PURSE SNATCHING	11	6	5	83%
SHOPLIFTING	49	44	5	11%
FROM MOTOR VEHICLES	69	59	10	17%
MOTOR VEH. PARTS/ACCESSORIES	24	21	3	14%
BICYCLES	1	4	-3	-75%
FROM BUILDINGS	29	38	-9	-24%
FROM COIN OPERATED MACHINES	0	2	-2	-100%
ALL OTHER	64	74	-10	-14%
AUTO THEFT	93	76	17	22%
TOTAL	553	589	-36	-6%

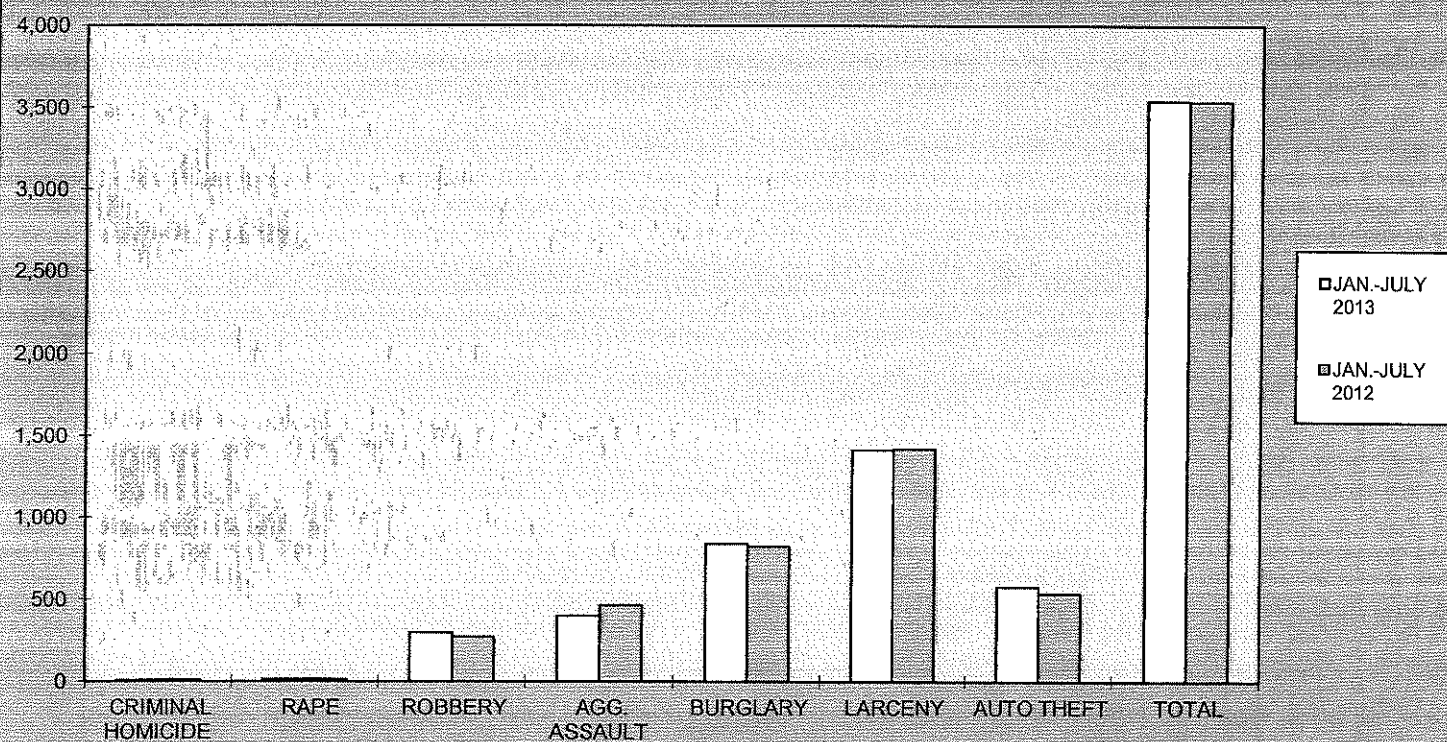


**2013
YEAR TO DATE CRIME COMPARISON**

ZONE 4

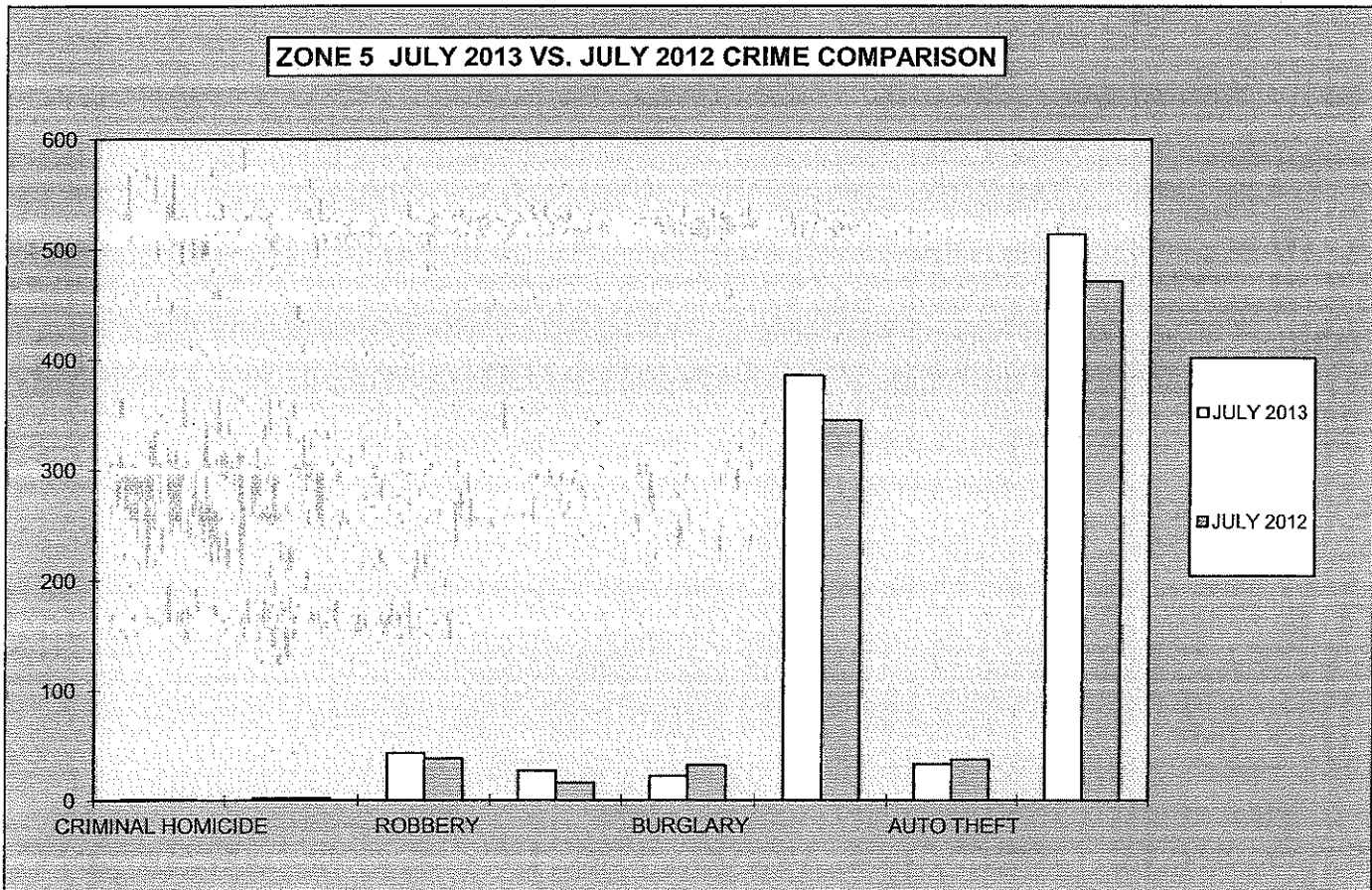
CRIME	JAN. - JULY 2013	JAN. - JULY 2012	# DIFFERENCE	% DIFFERENCE
CRIMINAL HOMICIDE	8	12	-4	-33%
RAPE	13	13	0	0%
ROBBERY	295	271	24	9%
AGG. ASSAULT	398	463	-65	-14%
BURGLARY	838	823	15	2%
RESIDENCE	771	745	26	3%
NON-RESIDENCE	67	78	-11	-14%
LARCENY	1,413	1,419	-6	0%
POCKETPICKING	2	6	-4	-67%
PURSE SNATCHING	58	31	27	87%
SHOPLIFTING	334	302	32	11%
FROM MOTOR VEHICLES	389	335	54	16%
MOTOR VEH. PARTS/ACCESSORIES	118	122	-4	-3%
BICYCLES	12	15	-3	-20%
FROM BUILDINGS	157	169	-12	-7%
FROM COIN OPERATED MACHINES	4	5	-1	-20%
ALL OTHER	339	434	-95	-22%
AUTO THEFT	575	534	41	8%
TOTAL	3,540	3,535	5	0%

ZONE 4 YEAR TO DATE CRIME COMPARISON



**2013
MONTHLY CRIME COMPARISON**

ZONE 5				
CRIME	JULY 2013	JULY 2012	# DIFFERENCE	% DIFFERENCE
CRIMINAL HOMICIDE	1	1	0	0%
RAPE	2	2	0	0%
ROBBERY	43	38	5	13%
AGG. ASSAULT	27	16	11	69%
BURGLARY	22	32	-10	-31%
RESIDENCE	12	20	-8	-40%
NON-RESIDENCE	10	12	-2	-17%
LARCENY	386	345	41	12%
POCKETPICKING	5	5	0	0%
PURSE SNATCHING	13	16	-3	-19%
SHOPLIFTING	39	38	1	3%
FROM MOTOR VEHICLES	209	156	53	34%
MOTOR VEH. PARTS/ACCESSORIES	22	23	-1	-4%
BICYCLES	4	3	1	33%
FROM BUILDINGS	52	61	-9	-15%
FROM COIN OPERATED MACHINES	1	0	1	100%
ALL OTHER	41	43	-2	-5%
AUTO THEFT	33	37	-4	-11%
TOTAL	514	471	43	9%

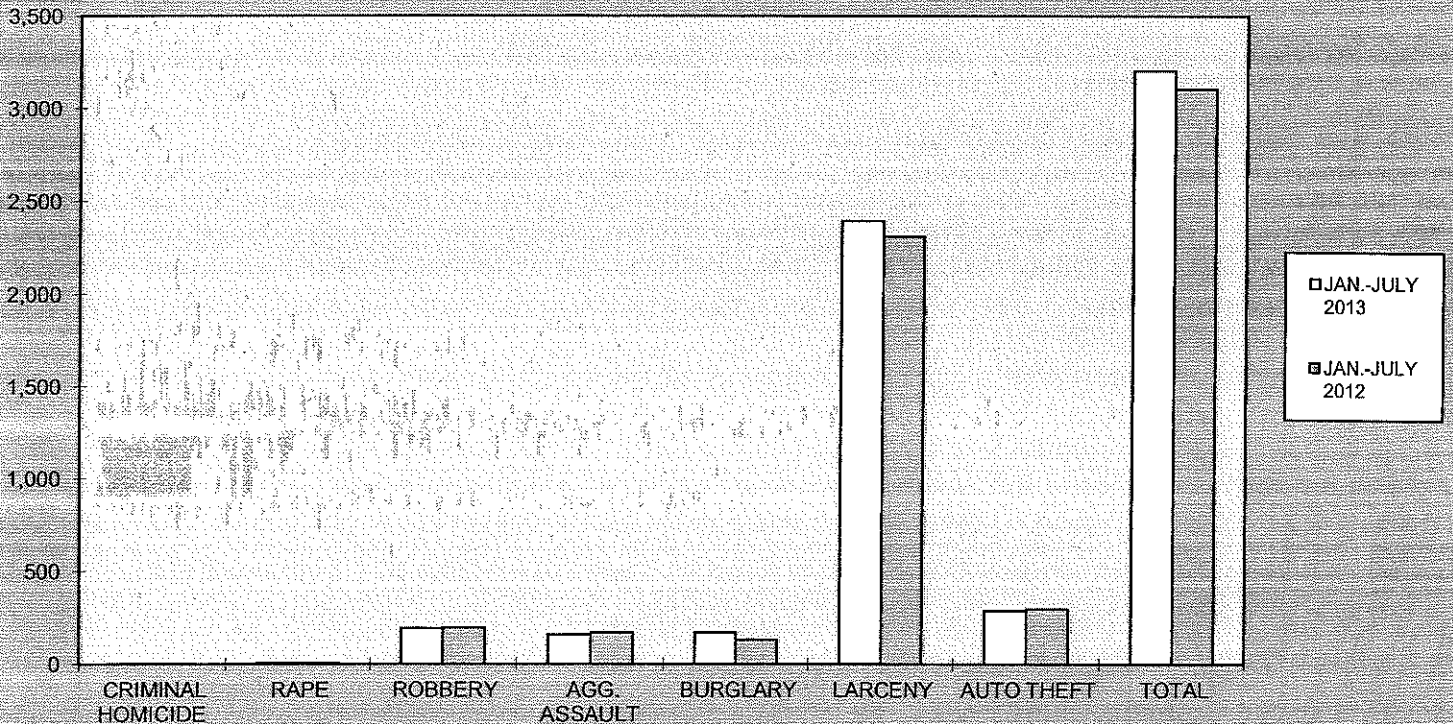


**2013
YEAR TO DATE CRIME COMPARISON**

ZONE 5

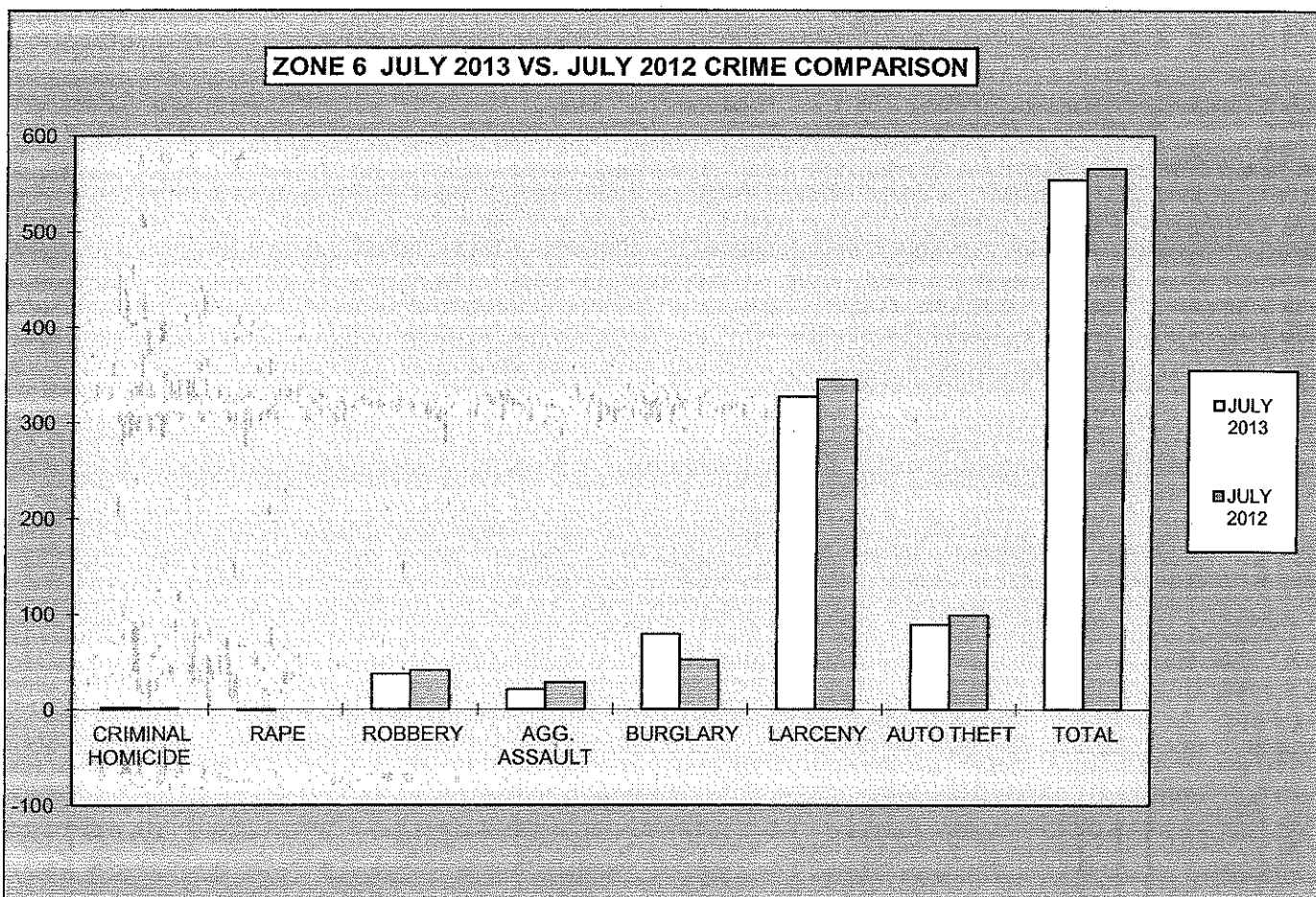
CRIME	JAN.-JULY 2013	JAN.-JULY 2012	# DIFFERENCE	% DIFFERENCE
CRIMINAL HOMICIDE	1	1	0	0%
RAPE	6	5	1	20%
ROBBERY	192	196	-4	-2%
AGG. ASSAULT	157	168	-11	-7%
BURGLARY	170	129	41	32%
RESIDENCE	95	68	27	40%
NON-RESIDENCE	75	61	14	23%
LARCENY	2,394	2,311	83	4%
POCKETPICKING	24	22	2	9%
PURSE SNATCHING	86	60	26	43%
SHOPLIFTING	174	251	-77	-31%
FROM MOTOR VEHICLES	1,284	1,138	146	13%
MOTOR VEH. PARTS/ACCESSORIES	182	245	-63	-26%
BICYCLES	44	19	25	132%
FROM BUILDINGS	323	337	-14	-4%
FROM COIN OPERATED MACHINES	6	2	4	200%
ALL OTHER	271	237	34	14%
AUTO THEFT	285	296	-11	-4%
TOTAL	3,205	3,106	99	3%

ZONE 5 YEAR TO DATE CRIME COMPARISON



**2013
MONTHLY CRIME COMPARISON**

ZONE 6					
CRIME	JULY 2013	JULY 2012	# DIFFERENCE	% DIFFERENCE	
CRIMINAL HOMICIDE	2	1	1	100%	
RAPE	-1	0	-1	-100%	
ROBBERY	37	41	-4	-10%	
AGG. ASSAULT	21	28	-7	-25%	
BURGLARY	79	52	27	52%	
RESIDENCE	64	38	26	68%	
NON-RESIDENCE	15	14	1	7%	
LARCENY	327	345	-18	-5%	
POCKETPICKING	1	0	1	100%	
PURSE SNATCHING	5	19	-14	-74%	
SHOPLIFTING	35	48	-13	-27%	
FROM MOTOR VEHICLES	208	188	20	11%	
MOTOR VEH. PARTS/ACCESSORIES	20	29	-9	-31%	
BICYCLES	8	3	5	167%	
FROM BUILDINGS	16	21	-5	-24%	
FROM COIN OPERATED MACHINES	0	0	0	0%	
ALL OTHER	34	37	-3	-8%	
AUTO THEFT	89	99	-10	-10%	
TOTAL	554	566	-12	-2%	

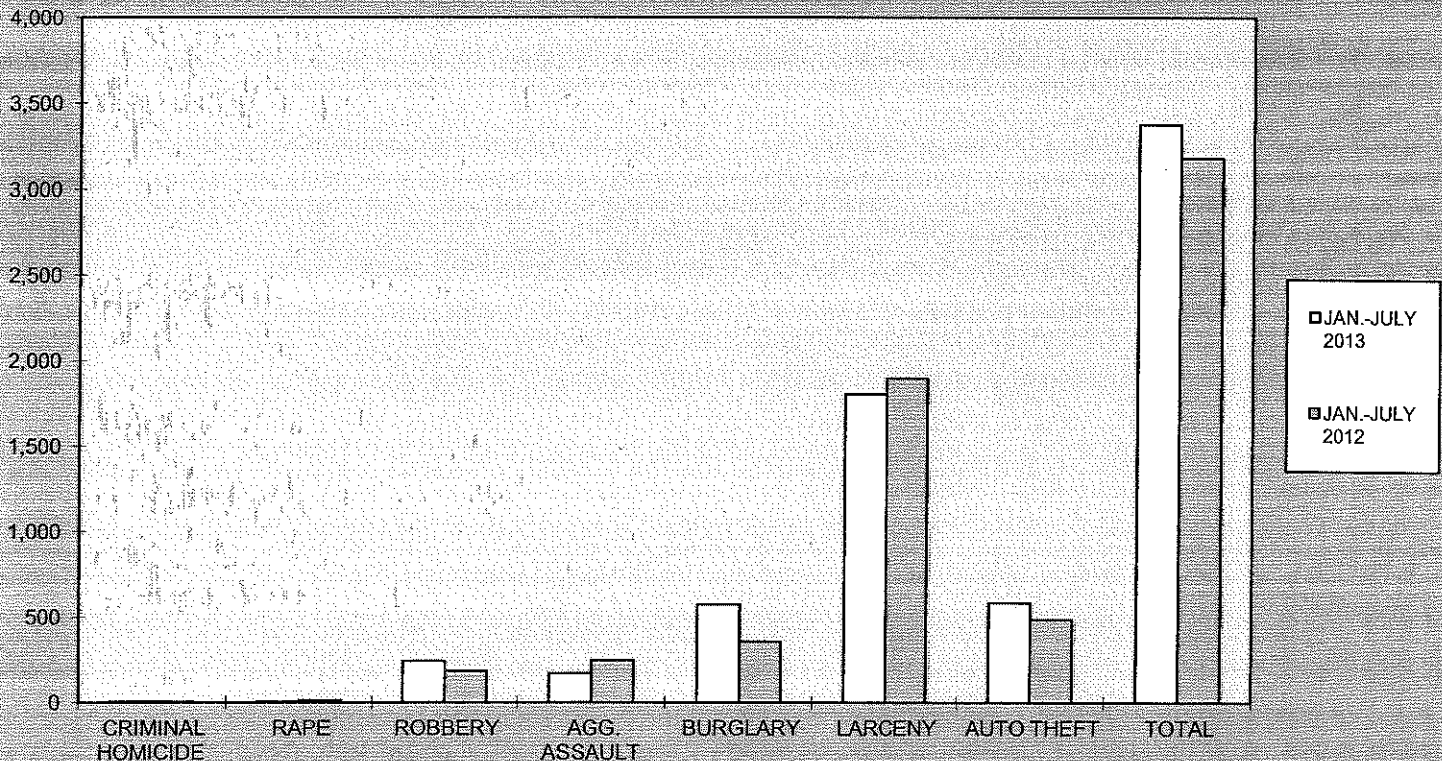


**2013
YEAR TO DATE CRIME COMPARISON**

ZONE 6

CRIME	JAN - JULY 2013	JAN - JULY 2012	# DIFFERENCE	% DIFFERENCE
CRIMINAL HOMICIDE	5	3	2	67%
RAPE	3	13	-10	-77%
ROBBERY	242	183	59	32%
AGG. ASSAULT	169	245	-76	-31%
BURGLARY	572	354	218	62%
RESIDENCE	473	279	194	70%
NON-RESIDENCE	99	75	24	32%
LARCENY	1,803	1,898	-95	-5%
POCKETPICKING	11	3	8	267%
PURSE SNATCHING	51	71	-20	-28%
SHOPLIFTING	264	333	-69	-21%
FROM MOTOR VEHICLES	981	937	44	5%
MOTOR VEH. PARTS/ACCESSORIES	124	165	-41	-25%
BICYCLES	49	27	22	81%
FROM BUILDINGS	100	133	-33	-25%
FROM COIN OPERATED MACHINES	0	0	0	0%
ALL OTHER	223	229	-6	-3%
AUTO THEFT	581	485	96	20%
TOTAL	3,375	3,181	194	6%

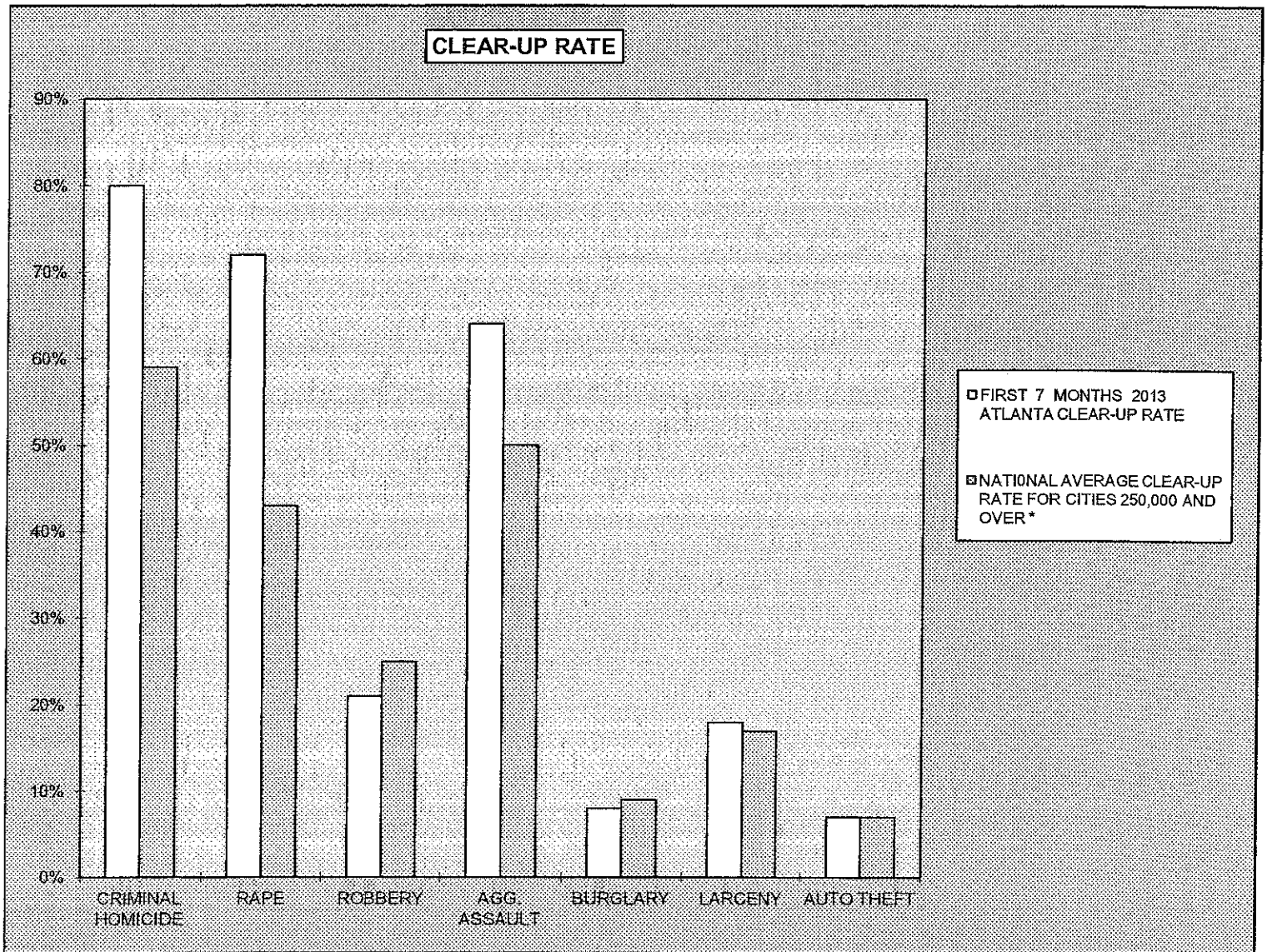
ZONE 6 YEAR TO DATE CRIME COMPARISON



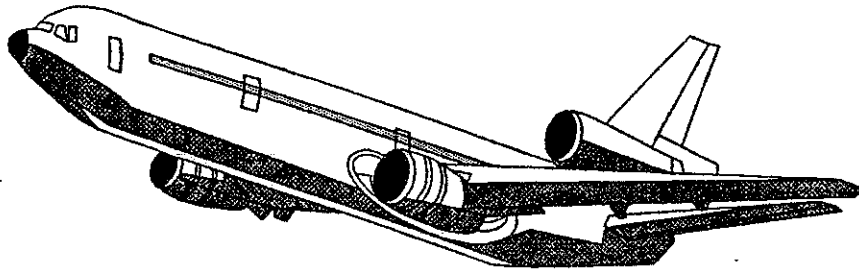
**2013
CRIME COMPARISON
CLEAR-UP RATE**

CRIME	FIRST 7 MONTHS 2013 ATLANTA CLEAR-UP RATE	NATIONAL AVERAGE CLEAR-UP RATE FOR CITIES 250,000 AND OVER *
CRIMINAL HOMICIDE	80%	59%
RAPE	72%	43%
ROBBERY	21%	25%
AGG. ASSAULT	64%	50%
BURGLARY	8%	9%
LARCENY	18%	17%
AUTO THEFT	7%	7%

* National Average for Cities 250,000 and Over Based on Latest Annual (2011) FBI Uniform Crime Report



APD



The Atlanta Airport
UNIFORM CRIME REPORTING



JULY 2013

SUPPORT SERVICES DIVISION
INFORMATION SERVICES SECTION

RETURN A - MONTHLY RETURN OF OFFENSES KNOWN TO THE POLICE

1-720b (Rev. 8-30-94)
OMB No. 1110-0001

This report is authorized by law Title 28, Section 534, U. S. Code. While you are not required to respond, your cooperation in forwarding this report by the 7th day after the close of the month to Uniform Crime Reports, Federal Bureau of Investigation, Washington, D.C. 20535, will assist in compiling comprehensive, accurate national crime figures on a timely basis.

1 CLASSIFICATION OF OFFENSES	Date Entry	2 OFFENSES REPORTED OR KNOWN TO POLICE (INCLUDE "UNFOUNDED" AND ATTEMPTS)	3 UNFOUNDED, I.E., FALSE OR BASELESS COMPLAINTS	4 NUMBER OF ACTUAL OFFENSES (COLUMN 2 MINUS COLUMN 3) INCLUDE ATTEMPTS	5 TOTAL OFFENSES CLEARED BY ARREST OR EXCEPTIONAL MEANS (INCLUDES COL. 6)	6 NUMBER OF CLEARANCES INVOLVING ONLY PERSONS UNDER 18 YEARS OF AGE
1. CRIMINAL HOMICIDE						
a. MURDER AND NONNEGLIGENT HOMICIDE	11	0	0	0	0	0
b. MANSLAUGHTER BY NEGLIGENCE	12					
2. FORCIBLE RAPE TOTAL	20	0	0	0	0	0
a. Rape by Force	21	0	0	0	0	0
b. Attempts to commit Forcible Rape	22	0	0	0	0	0
3. ROBBERY TOTAL	30	0	0	0	0	0
a. Firearm	31	0	0	0	0	0
b. Knife or Cutting Instrument	32	0	0	0	0	0
c. Other Dangerous Weapon	33	0	0	0	0	0
d. Strong-Arm (Hands, Fists, Feet, etc.)	34	0	0	0	0	0
4. ASSAULT TOTAL	40	12	0	12	4	0
a. Firearm	41	0	0	0	0	0
b. Knife or cutting instrument	42	0	0	0	0	0
c. Other Dangerous Weapon	43	0	0	0	0	0
d. Strong-Arm	44	0	0	0	0	0
e. Other Assaults - Simple, Not Aggravated	45	12	0	12	4	0
5. BURGLARY TOTAL	50	0	0	0	0	0
a. Forcible Entry	51	0	0	0	0	0
b. Unlawful Entry - No Force	52	0	0	0	0	0
c. Attempted Forcible Entry	53	0	0	0	0	0
6. LARCENY THEFT TOTAL (except Motor Vehicle Theft)	60	33	0	33	2	0
7. MOTOR VEHICLE THEFT TOTAL	70	3	0	3	1	1
a. Autos	71	3	0	3	1	1
b. Trucks and Buses	72	0	0	0	0	0
c. Other Vehicles	73	0	0	0	0	0
GRAND TOTAL	77	48	0	48	7	1

CHECKING ANY OF THE APPROPRIATE BLOCKS BELOW WILL ELIMINATE YOUR NEED TO SUBMIT REPORTS WHEN THE VALUES ARE ZERO. THIS WILL ALSO AID THE NATIONAL PROGRAM IN ITS QUALITY CONTROL EFFORTS.

NO SUPPLEMENTARY HOMICIDE REPORT SUBMITTED SINCE NO MURDERS, JUSTIFIABLE HOMICIDES, OR MANSLAUGHTER BY NEGLIGENCE OCCURRED IN THIS JURISDICTION DURING THE MONTH.

NO SUPPLEMENT TO RETURN A REPORT SINCE NO CRIME OFFENSES OR RECOVERY OF PROPERTY REPORTED DURING THE MONTH.

NO LAW ENFORCEMENT OFFICERS KILLED OR ASSAULTED REPORT SINCE NONE OF THE OFFICERS WERE ASSAULTED OR KILLED DURING THE MONTH.

NO AGE, SEX, AND RACE OF PERSONS ARRESTED UNDER 18 YEARS OF AGE REPORT SINCE NO ARRESTS OF PERSONS WITHIN THIS AGE GROUP.

NO AGE, SEX, AND RACE OF PERSONS ARRESTED 18 YEARS OF AGE AND OVER REPORT SINCE NO ARRESTS OF PERSONS WITHIN THIS AGE GROUP.

NO MONTHLY RETURN OF ARSON OFFENSES KNOWN TO LAW ENFORCEMENT REPORT SINCE NO ARSONS OCCURRED.

DO NOT USE THIS SPACE

INITIALS

RECORDED

EDITED

ENTERED

ADJUSTED

WRITTEN

* TOTALS INCLUDE PREVIOUS OFFENSES

JULY 2013

Month and Year of Report

GA 060240X

Agency Identifier

AUGUST 12, 2013

Date

ATLANTA AIRPORT POLICE - GEORGIA

Agency and State

Nail J. K... LIEUTENANT
Prepared By Title

George A. J... CHIEF
Chief, Commissioner, Sheriff, or Superintendent

PROPERTY STOLEN BY CLASSIFICATION

CLASSIFICATION	DATA ENTRY	Number of Actual Offenses (Column 4 Return A)	Monetary Value of Property Stolen
1. MURDER AND NONNEGLIGENT MANSLAUGHTER	12	0	\$ 0.00
2. FORCIBLE RAPE	20	0	\$ 0.00
3. ROBBERY			
(a) HIGHWAY (streets, alleys, etc.)	31	0	0.00
(b) COMMERCIAL HOUSE (except c, d, and f)	32	0	0.00
(c) GAS OR SERVICE STATION	33	0	0.00
(d) CONVENIENCE STORE	34	0	0.00
(e) RESIDENCE (anywhere on premises)	35	0	0.00
(f) BANK	36	0	0.00
(g) MISCELLANEOUS	37	0	0.00
TOTAL ROBBERY	30	0	\$ 0.00
5. BURGLARY - BREAKING OR ENTERING			
(a) RESIDENCE (dwelling)			
(1) NIGHT (6 p.m. - 6 a.m.)	51	0	0.00
(2) DAY (6 a.m. - 6 p.m.)	52	0	0.00
(3) UNKNOWN	53	0	0.00
(b) NON-RESIDENCE (store, office, etc.)			
(1) NIGHT (6 p.m. - 6 a.m.)	54	0	0.00
(2) DAY (6 a.m. - 6 p.m.)	55	0	0.00
(3) UNKNOWN	56	0	0.00
TOTAL BURGLARY	50	0	\$ 0.00
6. LARCENY - THEFT (Except Motor Vehicle Theft)			
(a) \$200 AND OVER	61	24	27,480.00
(b) \$50 TO \$200	62	2	263.00
(c) UNDER \$50	63	7	4.00
TOTAL LARCENY (Same as Item 6X)	60	33	\$ 27,747.00
7. MOTOR VEHICLE THEFT (include Alleged Joy Ride)	70	3	\$ 65,000.00
GRAND TOTAL - ALL ITEMS	77	33	\$ 92,747.00
<u>ADDITIONAL ANALYSIS OF LARCENY AND MOTOR VEHICLE THEFT</u>			
6X. NATURE OF LARCENIES UNDER ITEM 6			
(a) POCKET-PICKING	81	0	0.00
(b) PURSE-SNATCHING	82	0	0.00
(c) SHOPLIFTING	83	0	0.00
(d) FROM MOTOR VEHICLES (except e)	84	0	0.00
(e) MOTOR VEHICLE PARTS AND ACCESSORIES	85	1	350.00
(f) BICYCLES	86	0	0.00
(g) FROM BUILDING (except c and h)	87	8	2,140.00
(h) FROM ANY COIN-OPERATED MACHINES (parking meters, etc.)	88	0	0.00
(i) ALL OTHER	89	24	25,257.00
TOTAL LARCENIES (Same as Item 6)	80	33	\$ 27,747.00
7X. MOTOR VEHICLES RECOVERED			
(a) STOLEN LOCALLY AND RECOVERED LOCALLY	91	1	
(b) STOLEN LOCALLY AND RECOVERED BY OTHER JURISDICTIONS	92	2	
(c) TOTAL LOCALLY STOLEN MOTOR VEHICLES RECOVERED (a & b)	93	3	
(d) STOLEN IN OTHER JURISDICTIONS AND RECOVERED LOCALLY	90	0	

SUPPLEMENT TO RETURN A
MONTHLY RETURN OF OFFENSES KNOWN TO THE POLICE

1-706 (Rev.8-30-94)
Form Approved
OMB No. 1110-0007

This report is authorized by law, Title 28, Section 534, U. S. Code. While you are not required to respond, your cooperation in submitting this report with the Return A will assist the FBI in compiling comprehensive, accurate figures on a timely basis.

This form deals with the nature of crime and the monetary value of property stolen and recovered. The total offenses recorded on the form should be the same as the number of actual offenses listed in Column 4 of the Return A for each crime class. Include attempted crimes on this form, but do not include unfounded offenses. If you cannot complete the report in all areas, please record as much information as is available. Tally sheets will be sent upon request.

PROPERTY BY TYPE AND VALUE

Type of Property (1)	Data Entry	Monetary Value of Property Stolen in Your Jurisdiction	
		Stolen (2)	Recovered (3)
(A) Currency, Notes, Etc.	01	\$ 1,097.00	\$ 0.00
(B) Jewelry and Precious Metals	02	5,235.00	0.00
(C) Clothing and Furs	03	4,336.00	0.00
(D) Locally Stolen Motor Vehicles	04	65,000.00	90,995.00
(E) Office Equipment	05	500.00	0.00
(F) Televisions, Radios, Stereos, Etc.	06	13,751.00	0.00
(G) Firearms	07	125.00	0.00
(H) Household Goods	08	0.00	0.00
(I) Consumable Goods	09	0.00	0.00
(J) Livestock	10	0.00	0.00
(K) Miscellaneous	11	2,703.00	0.00
TOTAL	00	\$ 92,747.00	\$ 90,995.00

The total of this column should agree with the Grand Total (DATA ENTRY 77) shown on page 2.

Include in this column all property recovered even though stolen in prior months. The above is an accounting for only that property stolen in your jurisdiction. This will include property recovered for you by other jurisdictions, but not property you recover for them.

AUGUST 12, 2013

DATE

Nail J Kooty

LIEUTENANT

PREPARED BY

TITLE

George N. [Signature]

CHIEF

CHIEF, COMMISSIONER, SHERIFF OR SUPERINTENDENT

JULY 2013

Month and Year of Report

GA 060240X

Agency Identifier

ATLANTA AIRPORT POLICE - GEORGIA

Agency and State

AGENCY IDENTIFIER GA 060240X REPORTING PERIOD JULY 2013

AGENCY NAME ATLANTA AIRPORT POLICE

POLICE DISPOSITION OF JUVENILES

-Not to include neglect or traffic cases-

1. Handled within Department and released.
(Warning, released to parents, etc.)

2. Referred to juvenile court or probation department.

_____ 1 _____

3. Referred to welfare agency.

4. Referred to other police agency.

5. Referred to criminal or adult court.

TOTAL

_____ 1 _____

AUGUST 12, 2013

DATE

Nail J. Kozlowski

PREPARED BY

LIEUTENANT

TITLE

George N. Jones

APPROVED BY

CHIEF

TITLE

GCIC USE ONLY

Recorded	_____
Reviewed	_____
Punched	_____
Verified	_____

RETURN TO:

Georgia Crime Information Center/Uniform Crime Reporting
P. O. Box 1456
Atlanta, Georgia 30301

Return on or before the 7th of the following month.

GCIC/UCR-012 (9/74)

ATLANTA AIRPORT POLICE
AGE, SEX, AND RACE OF PERSONS ARRESTED
17 YEARS OF AGE AND OVER

MONTH JULY

YEAR 2013

CLASSIFICATION OF OFFENSES	SEX	AGE OF PERSON ARRESTED																TOTAL	RACE				ETHNIC		
		17	18	19	20	21	22	23	24 29	30 34	35 39	40 44	45 49	50 54	55 59	60 64	65 UP		White	Black	Native Amer.	Asian/Pacific	Whi. Hispanic	Blck Hispanic	
Murder/Nonnegligent Manslaughter	01a	M																	0						
	F																		0						
Manslaughter by Negligence	01b	M																	0						
	F																		0						
Forcible Rape	02	M																	0						
	F																		0						
Robbery	03	M																	0						
	F																		0						
Aggravated Assault	04	M																	0						
	F																		0						
Burglary- Breaking or Entering	05	M																	0						
	F																		0						
Larceny - Theft (except Motor Vehicle Theft)	06	M						1			1								2						
	F																		0	1	1				
Motor Vehicle Theft	07	M																	0						
	F																		0						
Other Assaults	08	M											1						1						
	F														1				1	1		1			
Arson	09	M																	0						
	F																		0						
Forgery and Counterfeiting	10	M																	0						
	F																		0						
Fraud	11	M																	0						
	F																		0						
Embezzlement	12	M																	0						
	F																		0						
Stolen Property; Buying, Receiving, Possessing	13	M																	0						
	F																		0						
Vandalism	14	M																	0						
	F																		0						
Weapons	15	M						1			1		2	1	2	1			8						
	F								1				1	1					3	8	3				

-37-

ATLANTA AIRPORT POLICE
AGE, SEX, AND RACE OF PERSONS ARRESTED
17 YEARS OF AGE AND OVER

MONTH JULY

YEAR 2013

CLASSIFICATION OF OFFENSES	SEX	AGE OF PERSON ARRESTED															TOTAL	RACE				ETHNIC		
		17	18	19	20	21	22	23	24 29	30 34	35 39	40 44	45 49	50 54	55 59	60 64		65 UP	White	Black	Native Amer.	Asian/Pacific	Whi. Hispanic	Blck Hispanic
Prostitution and Commercialized Vice	M																	0						
	F																	0						
Sex Offenses (except Rape and Prostitution)	M																	0						
	F																	0						
Drug Abuse Violations Grand Total	M	0	0	0	0	0	0	0	0	0	0	0	0	0	0	0	0	0						
	F	0	0	0	0	0	0	0	1	0	0	0	0	0	0	0	0	1	0	1	0	0	0	0
(1) Sale/Manufacturing Subtotal	M	0	0	0	0	0	0	0	0	0	0	0	0	0	0	0	0	0						
	F	0	0	0	0	0	0	0	1	0	0	0	0	0	0	0	0	1	0	1	0	0	0	0
Opium or Cocaine and their derivatives	M																	0						
	F																	0						
Marijuana	M																	0						
	F								1									1		1				
Synthetic Narcotics	M																	0						
	F																	0						
Other Dangerous Non-Narcotic Drugs	M																	0						
	F																	0						
(2) Possession Subtotal	M	0	0	0	0	0	0	0	0	0	0	0	0	0	0	0	0	0						
	F	0	0	0	0	0	0	0	0	0	0	0	0	0	0	0	0	0	0	0	0	0	0	0
Opium or Cocaine and their derivatives	M																	0						
	F																	0						
Marijuana	M																	0						
	F																	0						
Synthetic Narcotics	M																	0						
	F																	0						
Other Dangerous Non-Narcotic Drugs	M																	0						
	F																	0						
Gambling Total	M	0	0	0	0	0	0	0	0	0	0	0	0	0	0	0	0	0						
	F	0	0	0	0	0	0	0	0	0	0	0	0	0	0	0	0	0	0	0	0	0	0	0
Bookmaking	M																	0						
	F																	0						
Numbers and Lottery	M																	0						
	F																	0						

-37a-

**ATLANTA AIRPORT POLICE
AGE, SEX, AND RACE OF PERSONS ARRESTED
17 YEARS OF AGE AND OVER**

MONTH JULY

YEAR 2013

CLASSIFICATION OF OFFENSES	SEX	AGE OF PERSON ARRESTED																TOTAL	RACE				ETHNIC						
		17	18	19	20	21	22	23	24 29	30 34	35 39	40 44	45 49	50 54	55 59	60 64	65 UP		White	Black	Native Amer.	Asian/Pacific	Whi. Hispanic	Blck Hispanic					
All Other Gambling	M																						0						
	F																							0					
Offenses Against Family And Children	M																						0						
	F																							0					
Driving Under the Influence	M																						0						
	F																							0					
Liquor Laws	M																						0						
	F																							0					
Drunkenness	M												1										1						
	F									2													2	3					
Disorderly Conduct	M											1											1						
	F					1																	1	2					
Vagrancy	M											1											1						
	F																						0						
All Other Offenses (except Traffic)	M		1		3		2		3	5	9	7	12	12	4	2	2						62						
	F								1		2			1	1								5	5	60	2			
Suspicion	M																						0						
	F																						0						
TOTAL			0	1	0	3	1	3	1	6	7	13	7	19	15	8	3	2					89	20	66	3	0	0	0

-37b-

JULY 2013
Month and Year of Report

GA 060240X
Agency Identifier

AUGUST 12, 2013
Date

Nail J. Koon **LIEUTENANT**
Prepared By Title

ATLANTA AIRPORT POLICE - GEORGIA
Agency and State

[Signature] **CHIEF**
Chief, Commissioner, Sheriff, or Superintendent

ATLANTA AIRPORT POLICE
 AGE, SEX, AND RACE OF PERSONS ARRESTED
 16 YEARS OF AGE AND UNDER

MONTH JULY
 YEAR 2013

CLASSIFICATION OF OFFENSES	SEX	AGE						RACE				ETHNIC	
		09	1012	1314	15	16	TOTAL	White	Black	Native Amer.	Asian/Pacific	Whi. Hispanic	Blck Hispanic
Murder/Nonnegligent Manslaughter	01a	M					0						
	F						0						
Manslaughter by Negligence	01b	M					0						
	F						0						
Forcible Rape	02	M					0						
	F						0						
Robbery	03	M					0						
	F						0						
Aggravated Assault	04	M					0						
	F						0						
Burglary- Breaking or Entering	05	M					0						
	F						0						
Larceny - Theft (except Motor Vehicle Theft)	06	M					0						
	F						0						
Motor Vehicle Theft	07	M				1	1						
	F						0		1				
Other Assaults	08	M					0						
	F						0						
Arson	09	M					0						
	F						0						
Forgery and Counterfeiting	10	M					0						
	F						0						
Fraud	11	M					0						
	F						0						
Embezzlement	12	M					0						
	F						0						
Stolen Property; Buying, Receiving, Possessing	13	M					0						
	F						0						
Vandalism	14	M					0						
	F						0						
Weapons	15	M					0						
	F						0						
Prostitution and Commercialized Vice	16	M					0						
	F						0						

- 37c -

ATLANTA AIRPORT POLICE
 AGE, SEX, AND RACE OF PERSONS ARRESTED
 16 YEARS OF AGE AND UNDER

MONTH JULY
 YEAR 2013

CLASSIFICATION OF OFFENSES	SEX	AGE						RACE				ETHNIC	
		09	1012	1314	15	16	TOTAL	White	Black	Native Amer.	Asian/Pacific	Whi. Hispanic	Blck Hispanic
Sex Offenses (except Rape and Prostitution)	17 M						0						
	F						0						
Drug Abuse Violations	18 M	0	0	0	0	0	0						
	F	0	0	0	0	0	0	0	0	0	0	0	0
(1) Sale/Manufacturing Subtotal	180 M	0	0	0	0	0	0						
	F	0	0	0	0	0	0	0	0	0	0	0	0
Opium or Cocaine and their Derivatives	a M						0						
	F						0						
Marijuana	b M						0						
	F						0						
Synthetic Narcotics	c M						0						
	F						0						
Other Dangerous Non-Narcotic Drugs	d M						0						
	F						0						
(2) Possession Subtotal	185 M	0	0	0	0	0	0						
	F	0	0	0	0	0	0	0	0	0	0	0	0
Opium or Cocaine and their Derivatives	e M						0						
	F						0						
Marijuana	f M						0						
	F						0						
Synthetic Narcotics	g M						0						
	F						0						
Other Dangerous Non-Narcotic Drugs	h M						0						
	F						0						
Gambling Total	19 M	0	0	0	0	0	0						
	F	0	0	0	0	0	0	0	0	0	0	0	0
Bookmaking	a M						0						
	F						0						
Numbers and Lottery	b M						0						
	F						0						
All Other Gambling	c M						0						
	F						0						
Offenses Against Family and Children	20 M						0						
	F						0						

-37d-

**ATLANTA AIRPORT POLICE
AGE, SEX, AND RACE OF PERSONS ARRESTED
16 YEARS OF AGE AND UNDER**

MONTH JULY

YEAR 2013

CLASSIFICATION OF OFFENSES	SEX	AGE						RACE				ETHNIC	
		0	10	13	15	16	TOTAL	White	Black	Native Amer.	Asian/Pacific	Whi. Hispanic	Blck Hispanic
		9	12	14									
Driving Under the Influence 21	M						0						
	F						0						
Liquor Laws 22	M						0						
	F						0						
Drunkenness 23	M						0						
	F						0						
Disorderly Conduct 24	M						0						
	F						0						
Vagrancy 25	M						0						
	F						0						
All Other Offenses (except Traffic) 26	M						0						
	F						0						
Suspicion 27	M						0						
	F						0						
Curfew and Loitering 28	M						0						
	F						0						
Run-Aways 29	M						0						
	F						0						
Total			0	0	0	1	0	1	0	1	0	0	0

-37e-

JULY 2013
Month and Year of Report

GA 060240X
Agency Identifier

AUGUST 12, 2013
Date

Nail J. Kosh
LIEUTENANT

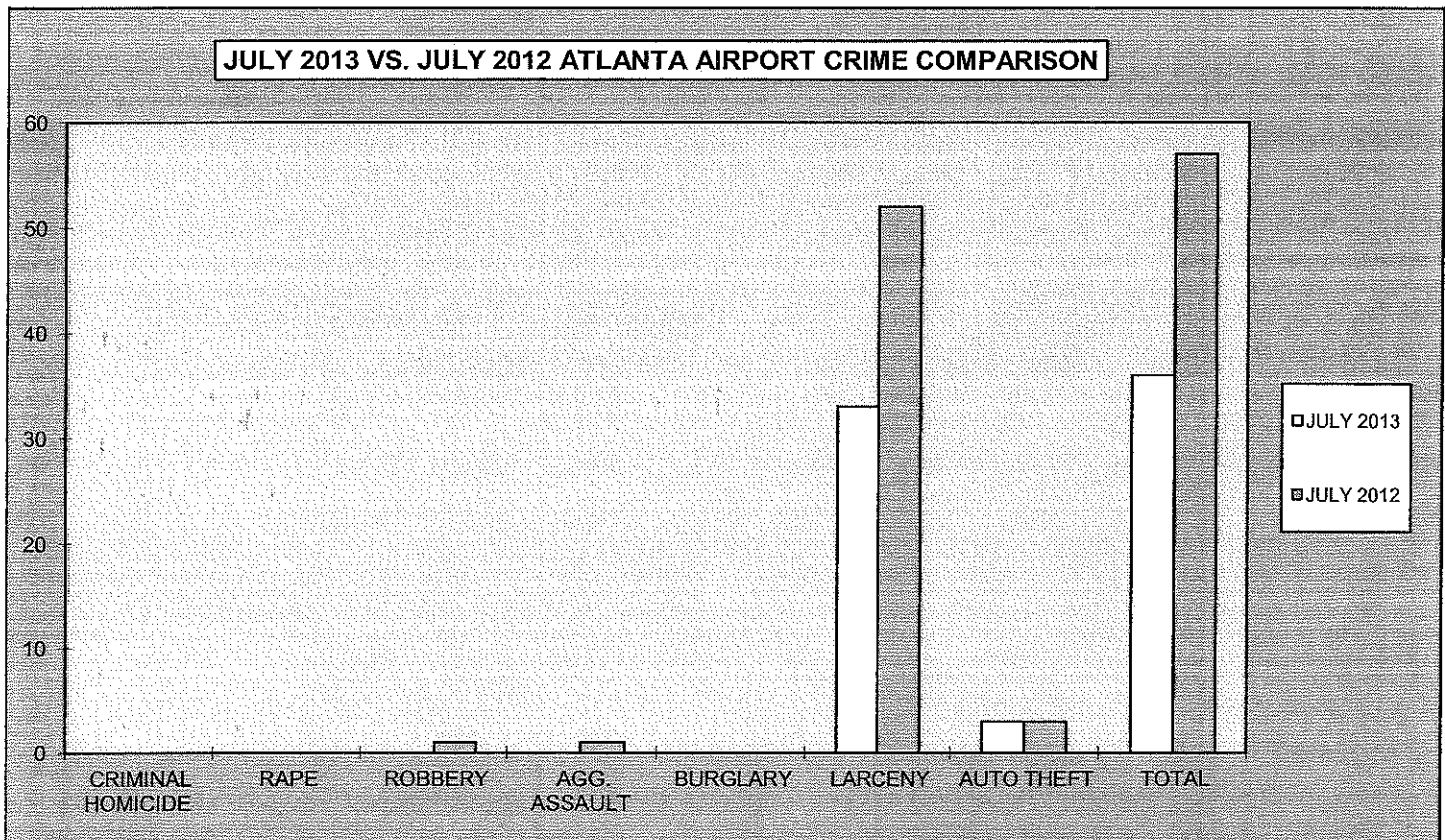
Prepared By

George A. L.
CHIEF
Chief, Commissioner, Sheriff, or Superintendent

ATLANTA AIRPORT POLICE - GEORGIA
Agency and State

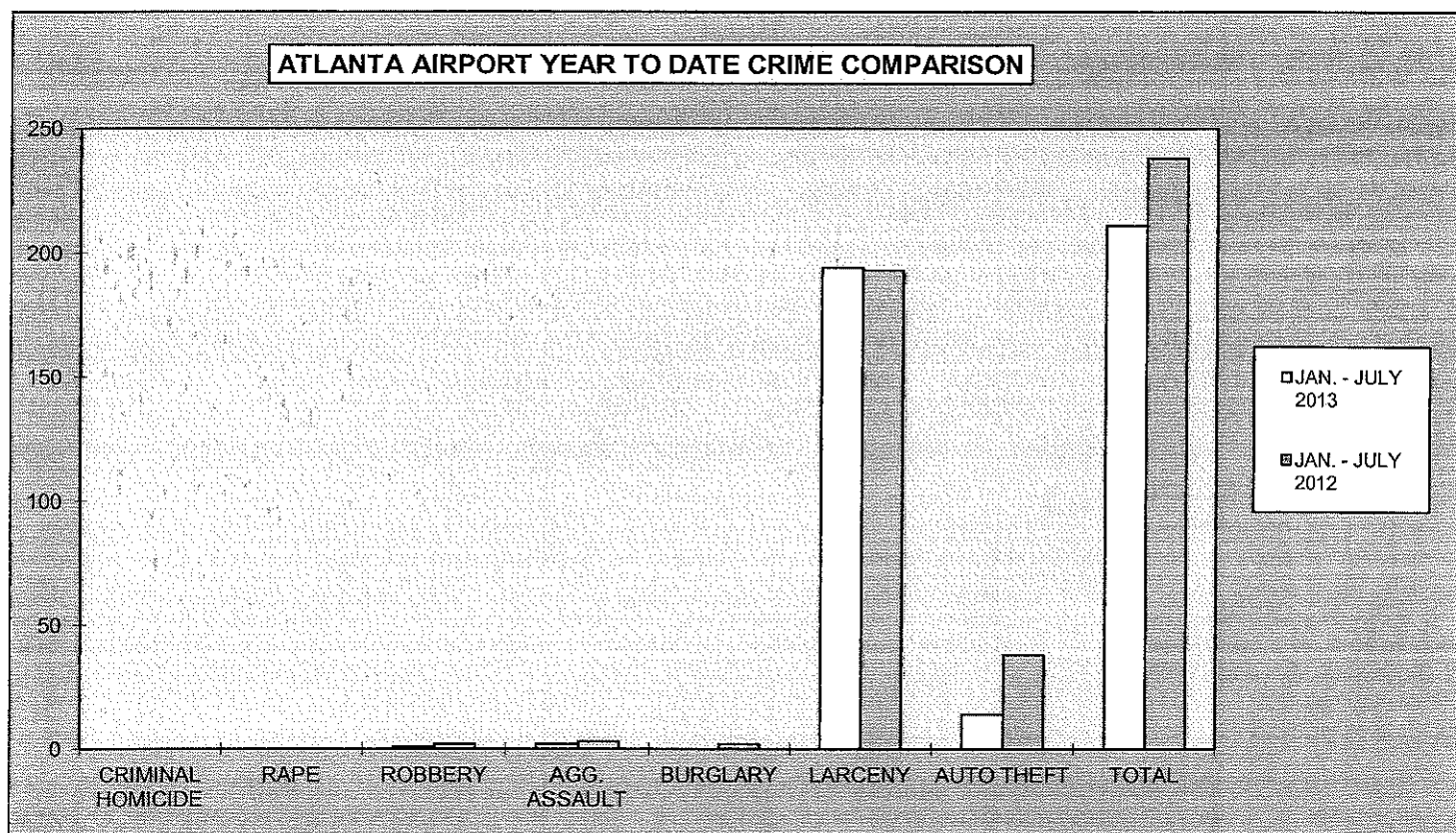
**2013
ATLANTA AIRPORT
MONTHLY CRIME COMPARISON**

CRIME	JULY 2013	JULY 2012	# DIFFERENCE	% DIFFERENCE
CRIMINAL HOMICIDE	0	0	0	0%
RAPE	0	0	0	0%
ROBBERY	0	1	-1	-100%
AGG. ASSAULT	0	1	-1	-100%
BURGLARY	0	0	0	0%
RESIDENCE	0	0	0	0%
NON-RESIDENCE	0	0	0	0%
LARCENY	33	52	-19	-37%
POCKETPICKING	0	0	0	0%
PURSE SNATCHING	0	0	0	0%
SHOPLIFTING	0	0	0	0%
FROM MOTOR VEHICLES	0	15	-15	-100%
MOTOR VEH. PARTS/ACCESSORIES	1	6	-5	-83%
BICYCLES	0	0	0	0%
FROM BUILDINGS	8	12	-4	-33%
FROM COIN OPERATED MACHINES	0	0	0	0%
ALL OTHER	24	19	5	26%
AUTO THEFT	3	3	0	0%
TOTAL	36	57	-21	-37%



**2013
ATLANTA AIRPORT
YEAR TO DATE CRIME COMPARISON**

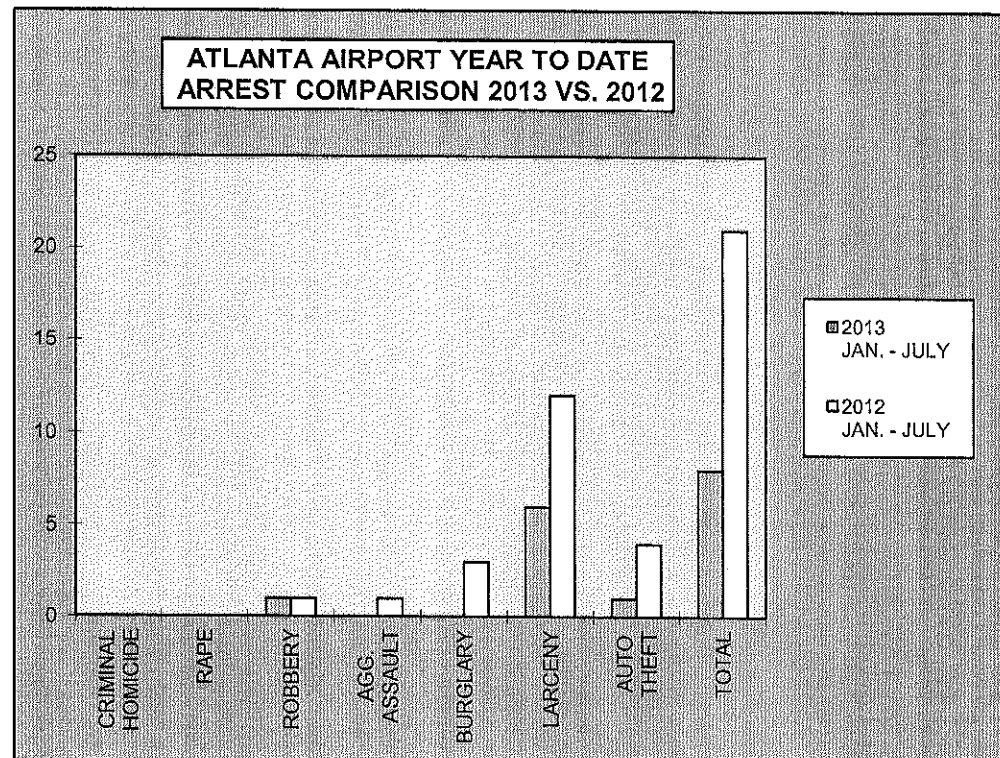
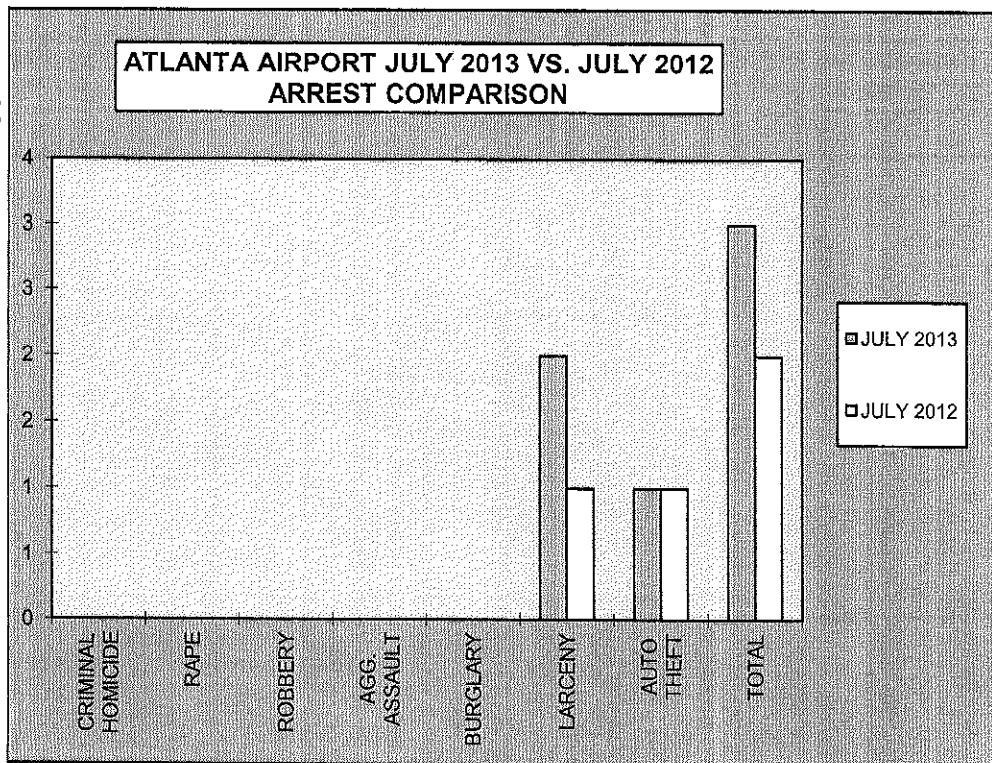
FIRST 7 MONTHS				
CRIME	JAN. - JULY 2013	JAN. - JULY 2012	# DIFFERENCE	% DIFFERENCE
CRIMINAL HOMICIDE	0	0	0	0%
RAPE	0	0	0	0%
ROBBERY	1	2	-1	-50%
AGG. ASSAULT	2	3	-1	-33%
BURGLARY	0	2	-2	-100%
RESIDENCE	0	0	0	0%
NON-RESIDENCE	0	2	-2	-100%
LARCENY	194	193	1	1%
POCKETPICKING	0	2	-2	-100%
PURSE SNATCHING	2	1	1	100%
SHOPLIFTING	1	5	-4	-80%
FROM MOTOR VEHICLES	12	32	-20	-63%
MOTOR VEH. PARTS/ACCESSORIES	7	24	-17	-71%
BICYCLES	2	0	2	100%
FROM BUILDINGS	60	46	14	30%
FROM COIN OPERATED MACHINES	0	3	-3	-100%
ALL OTHER	110	80	30	38%
AUTO THEFT	14	38	-24	-63%
TOTAL	211	238	-27	-11%



**2013
ATLANTA AIRPORT
ARREST COMPARISON**

JULY ARREST COMPARISON				
CRIME	JULY 2013	JULY 2012	# DIFFERENCE	% DIFFERENCE
CRIMINAL HOMICIDE	0	0	0	0%
RAPE	0	0	0	0%
ROBBERY	0	0	0	0%
AGG. ASSAULT	0	0	0	0%
BURGLARY	0	0	0	0%
LARCENY	2	1	1	100%
AUTO THEFT	1	1	0	0%
TOTAL	3	2	1	50%

FIRST 7 MONTHS ARREST COMPARISON				
CRIME	2013 JAN. - JULY	2012 JAN. - JULY	# DIFFERENCE	% DIFFERENCE
CRIMINAL HOMICIDE	0	0	0	0%
RAPE	0	0	0	0%
ROBBERY	1	1	0	0%
AGG. ASSAULT	0	1	-1	-100%
BURGLARY	0	3	-3	-100%
LARCENY	6	12	-6	-50%
AUTO THEFT	1	4	-3	-75%
TOTAL	8	21	-13	-62%



**2013
ATLANTA AIRPORT
CLEAR-UP RATE**

CRIME	ATLANTA AIRPORT JULY 2013 CLEAR-UP RATE	ATLANTA AIRPORT JULY 2012 CLEAR-UP RATE
CRIMINAL HOMICIDE	0%	0%
RAPE	0%	0%
ROBBERY	0%	0%
AGG. ASSAULT	0%	0%
BURGLARY	0%	0%
LARCENY	6%	2%
AUTO THEFT	33%	33%

