

**FBI**

**UNIFORM CRIME REPORTING**

ATLANTA POLICE DEPARTMENT

226 PEACHTREE STREET, SW

ATLANTA, GEORGIA 30303



JUNE 2013

SUPPORT SERVICES DIVISION  
INFORMATION SERVICES SECTION

# TABLE OF CONTENTS

|  | Page      |
|--|-----------|
| U. C. R. COMPARATIVE CRIME REPORT -----                                  | 1         |
| RETURN A - MONTHLY RETURN OF OFFENSES KNOWN TO THE POLICE -----          | 2         |
| PROPERTY STOLEN BY CLASSIFICATION -----                                  | 3         |
|  | 3a        |
| LAW ENFORCEMENT OFFICERS KILLED OR ASSAULTED -----                       | 4         |
| MONTHLY RETURN OF ARSON OFFENSES KNOWN TO LAW ENFORCEMENT -----          | 5         |
| POLICE DISPOSITION OF JUVENILES -----                                    | 6         |
| SUPPLEMENTARY HOMICIDE REPORT -----                                      | 7         |
|  | 7a        |
| SEX AND RACE OF PERSONS ARRESTED -----                                   | 8         |
|  | 8a-8e     |
| HOMICIDE COMPARISON REPORT -----   | 9         |
| HOMICIDE BREAKDOWN REPORT -----  | 10        |
| SEVEN MAJOR CRIMES - MONTHLY CRIME COMPARISON -----                      | 11        |
| SEVEN MAJOR CRIMES - YEAR TO DATE CRIME COMPARISON -----                 | 12        |
| SEVEN MAJOR CRIMES ARREST MONTHLY AND YEAR TO DATE COMPARISON -----      | 13        |
| CRIMES AGAINST PERSONS MONTHLY AND YEAR TO DATE COMPARISON -----         | 14        |
| CRIMES AGAINST PROPERTY MONTHLY AND YEAR TO DATE COMPARISON -----        | 15        |
| CRIMES AGAINST PERSONS & PROPERTY MONTHLY COMPARISON BY ZONES -----      | 16        |
| CRIMES AGAINST PERSONS & PROPERTY YEAR TO DATE COMPARISON BY ZONES ----- | 17        |
| SEVEN MAJOR CRIMES MONTHLY CRIME COMPARISON BY ZONES -----               | 18        |
| SEVEN MAJOR CRIMES - YEAR TO DATE CRIME COMPARISON BY ZONES -----        | 19        |
| SEVEN MAJOR CRIMES - MONTHLY CRIME COMPARISON - ZONE 1 -----             | 20        |
| SEVEN MAJOR CRIMES - YEAR TO DATE CRIME COMPARISON - ZONE 1 -----        | 21        |
| SEVEN MAJOR CRIMES - MONTHLY CRIME COMPARISON - ZONE 2 -----             | 22        |
| SEVEN MAJOR CRIMES - YEAR TO DATE CRIME COMPARISON - ZONE 2 -----        | 23        |
| SEVEN MAJOR CRIMES - MONTHLY CRIME COMPARISON - ZONE 3 -----             | 24        |
| SEVEN MAJOR CRIMES - YEAR TO DATE CRIME COMPARISON - ZONE 3 -----        | 25        |
| SEVEN MAJOR CRIMES - MONTHLY CRIME COMPARISON - ZONE 4 -----             | 26        |
| SEVEN MAJOR CRIMES - YEAR TO DATE CRIME COMPARISON - ZONE 4 -----        | 27        |
| SEVEN MAJOR CRIMES - MONTHLY CRIME COMPARISON - ZONE 5 -----             | 28        |
| SEVEN MAJOR CRIMES - YEAR TO DATE CRIME COMPARISON - ZONE 5 -----        | 29        |
| SEVEN MAJOR CRIMES - MONTHLY CRIME COMPARISON - ZONE 6 -----             | 30        |
| SEVEN MAJOR CRIMES - YEAR TO DATE CRIME COMPARISON - ZONE 6 -----        | 31        |
| CLEAR-UP RATE COMPARISON -----   | 32        |
| <b>ATLANTA AIRPORT</b> -----   | <b>33</b> |
| RETURN A - MONTHLY RETURN OF OFFENSES KNOWN TO THE POLICE -----          | 34        |
| PROPERTY STOLEN BY CLASSIFICATION -----                                  | 35        |
|  | 35a       |
| MONTHLY RETURN OF ARSON OFFENSES KNOWN TO LAW ENFORCEMENT -----          | 36        |
| SEX AND RACE OF PERSONS ARRESTED -----                                   | 37        |
|  | 37a-37e   |
| SEVEN MAJOR CRIMES - MONTHLY CRIME COMPARISON -----                      | 38        |
| SEVEN MAJOR CRIMES - YEAR TO DATE CRIME COMPARISON -----                 | 39        |
| SEVEN MAJOR CRIMES ARREST MONTHLY AND YEAR TO DATE COMPARISON -----      | 40        |
| CLEAR-UP RATE COMPARISON -----   | 41        |

**JUNE 2013**  
**U.C.R. COMPARATIVE CRIME REPORT**  
**SUPPORT SERVICES DIVISION**  
**INFORMATION SERVICES SECTION**

|                          | <u>JUNE 2013</u> |                | <u>JUNE 2012</u> |                | <u>COMPARATIVE<br/>ACTUAL</u> | <u>% CHANGE<br/>ACTUAL</u> | <u>COMPARATIVE<br/>CLEARED</u> | <u>% CHANGE<br/>CLEARED</u> |
|--------------------------|------------------|----------------|------------------|----------------|-------------------------------|----------------------------|--------------------------------|-----------------------------|
|                          | <u>ACTUAL</u>    | <u>CLEARED</u> | <u>ACTUAL</u>    | <u>CLEARED</u> |                               |                            |                                |                             |
| MURDER                   | 8                | 7              | 9                | 9              | -1                            | -11%                       | -2                             | -22%                        |
| RAPE                     | 15               | 5              | 10               | 5              | 5                             | 50%                        | 0                              | 0%                          |
| ROBBERY                  | 198              | 44             | 204              | 60             | -6                            | -3%                        | -16                            | -27%                        |
| AGG. ASSAULT             | 291              | 175            | 310              | 209            | -19                           | -6%                        | -34                            | -16%                        |
| BURGLARY - RESIDENCE     | 462              |                | 442              |                | 20                            | 5%                         |                                |                             |
| BURGLARY - NON-RESIDENCE | 90               | 51             | 90               | 58             | 0                             | 0%                         | -7                             | -12%                        |
| LARCENY - \$200 AND OVER | 473              |                | 480              |                | -7                            | -1%                        |                                |                             |
| LARCENY - \$50 TO \$199  | 95               | 256            | 93               | 343            | 2                             | 2%                         | -87                            | -25%                        |
| LARCENY - UNDER \$50     | 970              |                | 965              |                | 5                             | 1%                         |                                |                             |
| AUTO THEFT               | 419              | 47             | 489              | 33             | -70                           | -14%                       | 14                             | 42%                         |
| <b>TOTAL</b>             | <b>3,021</b>     |                | <b>3,092</b>     |                | <b>-71</b>                    | <b>-2%</b>                 |                                |                             |
| AUTOS RECOVERED          | 185              |                | 71               |                | 114                           | 161%                       |                                |                             |

-1-

|                          | <u>2013<br/>JANUARY - JUNE</u> |                | <u>2012<br/>JANUARY - JUNE</u> |                | <u>COMPARATIVE<br/>ACTUAL</u> | <u>% CHANGE<br/>ACTUAL</u> | <u>COMPARATIVE<br/>CLEARED</u> | <u>% CHANGE<br/>CLEARED</u> |
|--------------------------|--------------------------------|----------------|--------------------------------|----------------|-------------------------------|----------------------------|--------------------------------|-----------------------------|
|                          | <u>ACTUAL</u>                  | <u>CLEARED</u> | <u>ACTUAL</u>                  | <u>CLEARED</u> |                               |                            |                                |                             |
| MURDER                   | 36                             | 30             | 38                             | 39             | -2                            | -5%                        | -9                             | -23%                        |
| RAPE                     | 52                             | 36             | 60                             | 48             | -8                            | -13%                       | -12                            | -25%                        |
| ROBBERY                  | 1,139                          | 247            | 1,024                          | 288            | 115                           | 11%                        | -41                            | -14%                        |
| AGG. ASSAULT             | 1,466                          | 967            | 1,862                          | 1,223          | -396                          | -21%                       | -256                           | -21%                        |
| BURGLARY - RESIDENCE     | 2,575                          |                | 2,447                          |                | 128                           | 5%                         |                                |                             |
| BURGLARY - NON-RESIDENCE | 432                            | 266            | 421                            | 303            | 11                            | 3%                         | -37                            | -12%                        |
| LARCENY - \$200 AND OVER | 2,448                          |                | 2,777                          |                | -329                          | -12%                       |                                |                             |
| LARCENY - \$50 TO \$199  | 532                            | 1,517          | 643                            | 1,683          | -111                          | -17%                       | -166                           | -10%                        |
| LARCENY - UNDER \$50     | 5,229                          |                | 5,028                          |                | 201                           | 4%                         |                                |                             |
| AUTO THEFT               | 2,328                          | 178            | 2,354                          | 210            | -26                           | -1%                        | -32                            | -15%                        |
| <b>TOTAL</b>             | <b>16,237</b>                  |                | <b>16,654</b>                  |                | <b>-417</b>                   | <b>-3%</b>                 |                                |                             |
| AUTOS RECOVERED          | 1,075                          |                | 384                            |                | 691                           | 180%                       |                                |                             |

**RETURN A - MONTHLY RETURN OF OFFENSES KNOWN TO THE POLICE**

1-720b (Rev. 8-30-94)  
OMB No. 1110-0001

This report is authorized by law Title 28, Section 534, U. S. Code. While you are not required to respond, your cooperation in forwarding this report by the 7th day after the close of the month to Uniform Crime Reports, Federal Bureau of Investigation, Washington, D.C. 20535, will assist in compiling comprehensive, accurate national crime figures on a timely basis.

| 1<br>CLASSIFICATION OF OFFENSES                        | Date Entry | 2<br>OFFENSES REPORTED OR KNOWN TO POLICE (INCLUDE "UNFOUNDED" AND ATTEMPTS) | 3<br>UNFOUNDED, I.E., FALSE OR BASELESS COMPLAINTS | 4<br>NUMBER OF ACTUAL OFFENSES (COLUMN 2 MINUS COLUMN 3) INCLUDE ATTEMPTS | 5<br>TOTAL OFFENSES CLEARED BY ARREST OR EXCEPTIONAL MEANS (INCLUDES COL. 6) | 6<br>NUMBER OF CLEARANCES INVOLVING ONLY PERSONS UNDER 18 YEARS OF AGE |
|--|------------|--|--|---|--|--|
| 1. <u>CRIMINAL HOMICIDE</u>                            |            |  |  |   |  |  |
| a. MURDER AND NONNEGLIGENT HOMICIDE                    | 11         | 10   | 2  | 8   | 7  | 0  |
| b. MANSLAUGHTER BY NEGLIGENCE                          | 12         |  |  |   |  |  |
| 2. FORCIBLE RAPE TOTAL                                 | 20         | 17   | 2  | 15  | 5  | 0  |
| a. Rape by Force                                       | 21         | 17   | 2  | 15  | 5  | 0  |
| b. Attempts to commit Forcible Rape                    | 22         | 0  | 0  | 0   | 0  | 0  |
| 3. ROBBERY TOTAL                                       | 30         | 203  | 5  | 198   | 44   | 3  |
| a. Firearm   | 31         | 106  | 2  | 104   | 19   | 0  |
| b. Knife or Cutting Instrument                         | 32         | 8  | 0  | 8   | 2  | 0  |
| c. Other Dangerous Weapon                              | 33         | 14   | 1  | 13  | 3  | 0  |
| d. Strong-Arm (Hands, Fists, Feet, etc.)               | 34         | 75   | 2  | 73  | 20   | 3  |
| 4. ASSAULT TOTAL                                       | 40         | 919  | 13   | 906   | 588  | 12   |
| a. Firearm   | 41         | 106  | 0  | 106   | 50   | 0  |
| b. Knife or cutting instrument                         | 42         | 61   | 2  | 59  | 40   | 1  |
| c. Other Dangerous Weapon                              | 43         | 104  | 0  | 104   | 72   | 2  |
| d. Strong-Arm  | 44         | 22   | 0  | 22  | 13   | 0  |
| e. Other Assaults - Simple, Not Aggravated             | 45         | 626  | 11   | 615   | 413  | 9  |
| 5. BURGLARY TOTAL                                      | 50         | 558  | 6  | 552   | 51   | 4  |
| a. Forcible Entry                                      | 51         | 434  | 2  | 432   | 32   | 4  |
| b. Unlawful Entry - No Force                           | 52         | 94   | 3  | 91  | 16   | 0  |
| c. Attempted Forcible Entry                            | 53         | 30   | 1  | 29  | 3  | 0  |
| 6. LARCENY THEFT TOTAL<br>(except Motor Vehicle Theft) | 60         | 1,558  | 20   | 1,538   | 256  | 9  |
| 7. MOTOR VEHICLE THEFT TOTAL                           | 70         | 448  | 29   | 419   | 47   | 1  |
| a. Autos   | 71         | 375  | 26   | 349   | 38   | 1  |
| b. Trucks and Buses                                    | 72         | 44   | 3  | 41  | 3  | 0  |
| c. Other Vehicles                                      | 73         | 29   | 0  | 29  | 6  | 0  |
| <b>GRAND TOTAL</b>                                     | 77         | <b>3,713</b>   | <b>77</b>  | <b>3,636</b>  | <b>998</b>   | <b>29</b>  |

CHECKING ANY OF THE APPROPRIATE BLOCKS BELOW WILL ELIMINATE YOUR NEED TO SUBMIT REPORTS WHEN THE VALUES ARE ZERO. THIS WILL ALSO AID THE NATIONAL PROGRAM IN ITS QUALITY CONTROL EFFORTS.

NO SUPPLEMENTARY HOMICIDE REPORT SUBMITTED SINCE NO MURDERS, JUSTIFIABLE HOMICIDES, OR MANSLAUGHTER BY NEGLIGENCE OCCURRED IN THIS JURISDICTION DURING THE MONTH.

NO SUPPLEMENT TO RETURN A REPORT SINCE NO CRIME OFFENSES OR RECOVERY OF PROPERTY REPORTED DURING THE MONTH.

NO LAW ENFORCEMENT OFFICERS KILLED OR ASSAULTED REPORT SINCE NONE OF THE OFFICERS WERE ASSAULTED OR KILLED DURING THE MONTH.

NO AGE, SEX, AND RACE OF PERSONS ARRESTED UNDER 18 YEARS OF AGE REPORT SINCE NO ARRESTS OF PERSONS WITHIN THIS AGE GROUP.

NO AGE, SEX, AND RACE OF PERSONS ARRESTED 18 YEARS OF AGE AND OVER REPORT SINCE NO ARRESTS OF PERSONS WITHIN THIS AGE GROUP.

NO MONTHLY RETURN OF ARSON OFFENSES KNOWN TO LAW ENFORCEMENT REPORT SINCE NO ARSONS OCCURRED.

DO NOT USE THIS SPACE

INITIALS

RECORDED

EDITED

ENTERED

ADJUSTED

CURRES

\* TOTALS INCLUDE PREVIOUS OFFENSES

JUNE 2013

Month and Year of Report

GAAPD 0000

Agency Identifier

JULY 18, 2013

Date

ATLANTA POLICE DEPARTMENT - GEORGIA

Agency and State

*Nail J. King* LIEUTENANT

Prepared By

Title

*George N. Turner* CHIEF

Chief, Commissioner, Sheriff, or Superintendent

## PROPERTY STOLEN BY CLASSIFICATION

| CLASSIFICATION  | DATA ENTRY | Number of Actual Offenses (Column 4 Return A) | Monetary Value of Property Stolen |
|---|------------|---|-----------------------------------|
| 1. MURDER AND NONNEGLIGENT MANSLAUGHTER                       | 12         | 8   | \$ 0.00                           |
| 2. FORCIBLE RAPE  | 20         | 15  | \$ 0.00                           |
| <b>3. ROBBERY</b>   |            |   |                                   |
| (a) HIGHWAY (streets, alleys, etc.)                           | 31         | 149   | 52,194.00                         |
| (b) COMMERCIAL HOUSE (except c, d, and f)                     | 32         | 18  | 32,103.00                         |
| (c) GAS OR SERVICE STATION                                    | 33         | 0   | 0.00                              |
| (d) CONVENIENCE STORE   | 34         | 4   | 916.00                            |
| (e) RESIDENCE (anywhere on premises)                          | 35         | 16  | 13,354.00                         |
| (f) BANK  | 36         | 0   | 0.00                              |
| (g) MISCELLANEOUS   | 37         | 11  | 2,008.00                          |
| <b>TOTAL ROBBERY</b>  | <b>30</b>  | <b>198</b>                                    | <b>\$ 100,575.00</b>              |
| <b>5. BURGLARY - BREAKING OR ENTERING</b>                     |            |   |                                   |
| (a) RESIDENCE (dwelling)                                      |            |   |                                   |
| (1) NIGHT (6 p.m. - 6 a.m.)                                   | 51         | 128   | 302,527.00                        |
| (2) DAY (6 a.m. - 6 p.m.)                                     | 52         | 334   | 411,530.00                        |
| (3) UNKNOWN   | 53         | 0   | 0.00                              |
| (b) NON-RESIDENCE (store, office, etc.)                       |            |   |                                   |
| (1) NIGHT (6 p.m. - 6 a.m.)                                   | 54         | 59  | 81,784.00                         |
| (2) DAY (6 a.m. - 6 p.m.)                                     | 55         | 31  | 6,695.00                          |
| (3) UNKNOWN   | 56         | 0   | 0.00                              |
| <b>TOTAL BURGLARY</b>   | <b>50</b>  | <b>552</b>                                    | <b>\$ 802,536.00</b>              |
| <b>6. LARCENY - THEFT (Except Motor Vehicle Theft)</b>        |            |   |                                   |
| (a) \$200 AND OVER  | 61         | 473   | 697,431.00                        |
| (b) \$50 TO \$200   | 62         | 95  | 9,247.00                          |
| (c) UNDER \$50  | 63         | 970   | 2,728.00                          |
| <b>TOTAL LARCENY (Same as Item 6X)</b>                        | <b>60</b>  | <b>1,538</b>                                  | <b>\$ 709,406.00</b>              |
| <b>7. MOTOR VEHICLE THEFT (Include Alleged Joy Ride)</b>      | <b>70</b>  | <b>419</b>                                    | <b>\$ 358,001.00</b>              |
| <b>GRAND TOTAL - ALL ITEMS</b>                                | <b>77</b>  | <b>1,970</b>                                  | <b>\$ 1,970,518.00</b>            |
| <b>ADDITIONAL ANALYSIS OF LARCENY AND MOTOR VEHICLE THEFT</b> |            |   |                                   |
| <b>6X. NATURE OF LARCENIES UNDER ITEM 6</b>                   |            |   |                                   |
| (a) POCKET-PICKING  | 81         | 5   | 309.00                            |
| (b) PURSE-SNATCHING   | 82         | 44  | 42,140.00                         |
| (c) SHOPLIFTING   | 83         | 230   | 62,360.00                         |
| (d) FROM MOTOR VEHICLES (except e)                            | 84         | 657   | 325,312.00                        |
| (e) MOTOR VEHICLE PARTS AND ACCESSORIES                       | 85         | 118   | 47,424.00                         |
| (f) BICYCLES  | 86         | 27  | 8,650.00                          |
| (g) FROM BUILDING (except c and h)                            | 87         | 167   | 101,127.00                        |
| (h) FROM ANY COIN-OPERATED MACHINES (parking meters, etc.)    | 88         | 1   | 20.00                             |
| (i) ALL OTHER   | 89         | 289   | 122,064.00                        |
| <b>TOTAL LARCENIES (Same as Item 6)</b>                       | <b>80</b>  | <b>1,538</b>                                  | <b>\$ 709,406.00</b>              |
| <b>7X. MOTOR VEHICLES RECOVERED</b>                           |            |   |                                   |
| (a) STOLEN LOCALLY AND RECOVERED LOCALLY                      | 91         | 144   |                                   |
| (b) STOLEN LOCALLY AND RECOVERED BY OTHER JURISDICTIONS       | 92         | 41  |                                   |
| (c) TOTAL LOCALLY STOLEN MOTOR VEHICLES RECOVERED (a & b)     | 93         | 185   |                                   |
| (d) STOLEN IN OTHER JURISDICTIONS AND RECOVERED LOCALLY       | 90         | N/A   |                                   |

SUPPLEMENT TO RETURN A  
MONTHLY RETURN OF OFFENSES KNOWN TO THE POLICE

1-706 (Rev.8-30-94)  
Form Approved  
OMB No. 1110-0007

This report is authorized by law, Title 28, Section 534, U. S. Code. While you are not required to respond, your cooperation in submitting this report with the Return A will assist the FBI in compiling comprehensive, accurate figures on a timely basis.

This form deals with the nature of crime and the monetary value of property stolen and recovered. The total offenses recorded on the form should be the same as the number of actual offenses listed in Column 4 of the Return A for each crime class. Include attempted crimes on this form, but do not include unfounded offenses. If you cannot complete the report in all areas, please record as much information as is available. Tally sheets will be sent upon request.

PROPERTY BY TYPE AND VALUE

| Type of Property<br><br>(1)            | Data Entry | Monetary Value of Property Stolen in Your Jurisdiction |                      |
|--|------------|--|----------------------|
|  |            | Stolen<br>(2)  | Recovered<br>(3)     |
| (A) Currency, Notes, Etc.              | 01         | \$ 162,527.00  | \$ 0.00              |
| (B) Jewelry and Precious Metals        | 02         | 510,578.00   | 0.00                 |
| (C) Clothing and Furs                  | 03         | 55,666.00  | 0.00                 |
| (D) Locally Stolen Motor Vehicles      | 04         | 358,001.00   | 112,433.00           |
| (E) Office Equipment                   | 05         | 31,115.00  | 1.00                 |
| (F) Televisions, Radios, Stereos, Etc. | 06         | 467,018.00   | 0.00                 |
| (G) Firearms                           | 07         | 14,598.00  | 0.00                 |
| (H) Household Goods                    | 08         | 66,690.00  | 0.00                 |
| (I) Consumable Goods                   | 09         | 24,652.00  | 0.00                 |
| (J) Livestock                          | 10         | 0.00   | 0.00                 |
| (K) Miscellaneous                      | 11         | 279,673.00   | 3.00                 |
| <b>TOTAL</b>                           | <b>00</b>  | <b>\$ 1,970,518.00</b>                                 | <b>\$ 112,437.00</b> |

The total of this column should agree with the Grand Total (DATA ENTRY 77) shown on page 2.

Include in this column all property recovered even though stolen in prior months. The above is an accounting for only that property stolen in your jurisdiction. This will include property recovered for you by other jurisdictions, but not property you recover for them.

JULY 18, 2013

DATE

*Nail J. Koss*

LIEUTENANT

PREPARED BY

TITLE

*George N. Tomasko*

CHIEF

CHIEF, COMMISSIONER, SHERIFF OR SUPERINTENDENT

JUNE 2013

Month and Year of Report

GAAPD 0000

Agency Identifier

ATLANTA POLICE DEPARTMENT - GEORGIA

Agency and State

**LAW ENFORCEMENT OFFICERS KILLED OR ASSAULTED**

It is requested this report be completed and transmitted with monthly crime reports to: Director, Federal Bureau of Investigation, Uniform Crime Reports, Washington, D. C. 20535. This form should be used to report the number of your officers who were assaulted or killed in the line of duty during the month. Additional information concerning officers killed will be requested by a separate questionnaire.

|  |                           |   |
|--|---------------------------|---|
| <b>OFFICERS KILLED</b><br>Number of your law enforcement officers killed in the line of duty this month. | By felonious act          | 0 |
|  | By accident or negligence | 0 |

**Officers Assaulted (Do not include officers killed) - See other side for instructions.**

| Type of Activity   | Total Assaults by Weapon<br>A | Type of Weapon |  |                             |                               | Two-Officer Vehicle<br>F | Type of Assignment  |                |                              |                |            |                | Police Assaults Cleared<br>M |
|--|-------------------------------|----------------|--|-----------------------------|-------------------------------|--------------------------|---------------------|----------------|------------------------------|----------------|------------|----------------|------------------------------|
|  |                               | Firearm<br>B   | Knife or Other Cutting Instrument<br>C | Other Dangerous Weapon<br>D | Hands, Fists, Feet, etc.<br>E |                          | One-Officer Vehicle |                | Detective or Special Assign. |                | Other      |                |                              |
|  |                               |                |  |                             |                               |                          | Alone<br>G          | As-sisted<br>H | Alone<br>I                   | As-sisted<br>J | Alone<br>K | As-sisted<br>L |                              |
| 1. Responding to "Disturbance" calls (family quarrels, man with gun, etc.) | 2                             | 2              |  |                             |                               |                          |                     |                |                              |                |            | 2              | 2                            |
| 2. Burglaries in progress or pursuing burglary suspects                    | 0                             |                |  |                             |                               |                          |                     |                |                              |                |            |                |                              |
| 3. Robberies in progress or pursuing robbery suspects                      | 0                             |                |  |                             |                               |                          |                     |                |                              |                |            |                |                              |
| 4. Attempting other arrests  | 1                             |                |  |                             | 1                             |                          | 1                   |                |                              |                |            |                | 1                            |
| 5. Civil disorder (riot, mass disobedience)                                | 0                             |                |  |                             |                               |                          |                     |                |                              |                |            |                |                              |
| 6. Handling, transporting, custody of prisoners                            | 13                            |                |  |                             | 13                            |                          | 5                   | 8              |                              |                |            |                | 11                           |
| 7. Investigating suspicious persons or circumstances                       | 6                             | 1              |  | 1                           | 4                             |                          | 3                   | 3              |                              |                |            |                | 6                            |
| 8. Ambush - no warning   | 0                             |                |  |                             |                               |                          |                     |                |                              |                |            |                |                              |
| 9. Mentally deranged   | 1                             |                |  |                             | 1                             |                          |                     | 1              |                              |                |            |                | 1                            |
| 10. Traffic pursuits and stops   | 2                             |                |  | 2                           |                               |                          |                     | 1              |                              |                | 1          |                | 1                            |
| 11. All Other  | 0                             |                |  |                             |                               |                          |                     |                |                              |                |            |                |                              |
| <b>12. TOTAL (1-11)</b>  | <b>25</b>                     | <b>3</b>       | <b>0</b>                               | <b>3</b>                    | <b>19</b>                     | <b>0</b>                 | <b>9</b>            | <b>13</b>      | <b>0</b>                     | <b>0</b>       | <b>1</b>   | <b>2</b>       | <b>22</b>                    |
| 13. Number with personal injury  | 2                             |                |  |                             | 2                             |                          |                     |                |                              |                |            |                |                              |
| 14. Number without personal injury   | 23                            | 3              |  | 3                           | 17                            |                          |                     |                |                              |                |            |                |                              |
| 15. Time of assaults   |                               |                |  |                             |                               |                          |                     |                |                              |                |            |                |                              |
| AM   | 2                             | 4              |  | 1                           |                               | 1                        |                     |                |                              |                |            |                |                              |
| PM   | 1                             | 1              |  | 4                           | 7                             | 4                        |                     |                |                              |                |            |                |                              |

**DO NOT WRITE HERE**

|          |          |
|----------|----------|
| Recorded | Initials |
| Edited   |          |
| Punched  |          |
| Verified |          |
| Adjusted |          |
| DOJ/FBI  |          |

12:01 2:00 4:00 6:00 8:00 10:00 12:00

JUNE 2013  
Month and Year  
ATLANTA POLICE DEPARTMENT  
Agency

GAAPD 0000  
Agency Identifier  
GEORGIA  
State

*Nail J. K...* LIEUTENANT  
Prepared By Title  
*George N. Turner* CHIEF  
Chief, Sheriff, Commissioner, Superintendent

MONTHLY RETURN OF ARSON OFFENSES KNOWN TO LAW ENFORCEMENT

DO-73 (2-11-82)  
Form Approved  
OMB No. 1110-0008

This report is authorized by law Title 28, Section 534, United States Code, and the enactment of the fiscal year 1979, Department of Justice Authorization Bill S. 3151. While you are not required to respond, your cooperation in using this form to report all incidents of arson which become known to your department during the month will assist the FBI in compiling comprehensive, accurate data on a timely basis. Instructions appear on reverse side.

| 1  |   | 2   | 3  | 4  | 5  | 6   | 7   | 8                                  |
|--|---|---|--|--|--|---|---|------------------------------------|
| PROPERTY CLASSIFICATION                              |   | Offenses Reported or Known to Police (Include Unfounded and Attempts) | Unfounded, i.e. False or Baseless Complaints | Number of Actual Offenses (Column 2 Minus Column 3 (Include Attempts)) | Total Offenses Cleared by Arrest or Exceptional Means (Include Column 6) | Number of Clearances Involving Only Persons Under 18 Years of Age | Offenses Where Structures Uninhabited Abandoned, or not Normally in Use | Estimated Value of Property Damage |
| S<br>T<br>R<br>U<br>C<br>T<br>U<br>R<br>A<br>L       | A. Single Occupancy Residential:<br>Houses, Townhouses, Duplexes, etc.  | 8   | 5  | 3  |  |   | 2   | \$ 50,000.                         |
|  | B. Other Residential:<br>Apartments, Tenements, Flats, Hotels, Motels, Inns, Dormitories, Boarding Houses, etc. | 2   | 1  | 1  | 1  |   |   | \$ 20,000.                         |
|  | C. Storage:<br>Barns, Garages, Warehouses, etc.   |   |  |  |  |   |   | \$                                 |
|  | D. Industrial/Manufacturing   |   |  |  |  |   |   | \$                                 |
|  | E. Other Commercial:<br>Stores, Restaurants, Offices, etc.  |   |  |  |  |   |   | \$                                 |
|  | F. Community/Public:<br>Churches, Jails, Schools, Colleges, Hospitals, etc.                                     |   |  |  |  |   |   | \$                                 |
|  | G. All Other Structure:<br>Out Buildings, Monuments, Buildings Under Construction, etc.                         |   |  |  |  |   |   | \$                                 |
| TOTAL STRUCTURE                                      |   | 10  | 6  | 4  | 1  |   | 2   | \$ 70,000.                         |
| M<br>O<br>B<br>I<br>L<br>E                           | H. Motor Vehicles:<br>Automobiles, Trucks, Buses, Motorcycles, etc.:<br>UCR Definition                          | 3   |  | 3  |  |   |   | \$ 10,000.                         |
|  | I. Other Mobile Property:<br>Trailers, Recreational Vehicles, Airplanes, Boats, etc.                            |   |  |  |  |   |   | \$                                 |
|  | TOTAL MOBILE  |   | 3  |  | 3  |   |   |                                    |
| J. TOTAL OTHER<br>Crops, Timber, Fences, Signs, etc. |   |   |  |  |  |   |   | \$                                 |
| GRAND TOTAL  |   | 13  | 6  | 7  | 1  |   | 2   | \$ 80,000.                         |

Agency Identifier GAAPD 0000 Month JUNE 2013  
 Agency ATLANTA POLICE DEPARTMENT State GEORGIA  
 Prepared by George N. Turner LIEUTENANT  
Chief, Commissioner, Sheriff, or Superintendent CHIEF

| DO NOT WRITE HERE |  |
|-------------------|--|
| Recorded          |  |
| Edited            |  |
| Entered           |  |
| Adjusted          |  |
| Corres.           |  |



AGENCY IDENTIFIER GAAPD 0000 REPORTING PERIOD JUNE 2013

AGENCY NAME ATLANTA POLICE DEPARTMENT

**POLICE DISPOSITION OF JUVENILES**

**-Not to include neglect or traffic cases-**

|  |                |
|--|----------------|
| 1. Handled within Department and released.<br>(Warning, released to parents, etc.) | _____          |
| 2. Referred to juvenile court or probation department.                             | _____ 91 _____ |
| 3. Referred to welfare agency.   | _____          |
| 4. Referred to other police agency.  | _____          |
| 5. Referred to criminal or adult court.  | _____          |
| TOTAL  | _____ 91 _____ |

JULY 11, 2013  
DATE

|                         |                   |
|-------------------------|-------------------|
| <u>Nail J. King</u>     | <u>LIEUTENANT</u> |
| PREPARED BY             | TITLE             |
| <u>George W. Turner</u> | <u>CHIEF</u>      |
| APPROVED BY             | TITLE             |

| GCIC USE ONLY |       |
|---------------|-------|
| Recorded      | _____ |
| Reviewed      | _____ |
| Punched       | _____ |
| Verified      | _____ |

RETURN TO:  
Georgia Crime Information Center/Uniform Crime Reporting  
P. O. Box 1456  
Atlanta, Georgia 30301

Return on or before the 7th of the following month.

GCIC/UCR-012 (9/74)

PAGE 1 OF 2  
SUPPLEMENTARY HOMICIDE REPORT

1-704 (Rev. 4-24-95)  
Form Approved  
OMB No. 1110-0002

This report is authorized by law Title 28, Section 534, United States Code. While you are not required to respond, your cooperation in using this form to list data pertaining to all homicides reported on your Return A will assist the FBI in compiling comprehensive, accurate data regarding this important classification on a timely basis.

1a. Murder and Nonnegligent Manslaughter

List below specific information for all offenses shown in item 1a of the monthly Return A. In addition, list all justifiable killings of felons by a citizen or by a peace officer in the line of duty. A brief explanation in the circumstances column regarding unfounded homicide offenses will aid the national Uniform Crime Reporting Program in editing the reports.

| Incident | Situation* | Victim** |     |      |           | Offender** |     |      |           | Data Code                       |  |  | Weapon Used<br>(Handgun, Rifle, Shotgun,<br>Club, Poison, etc.) | Relationship of Victim<br>to Offender<br>(Husband, Wife, Son,<br>Father, Acquaintance,<br>Neighbor, Stranger, etc.) | Circumstances<br>(Victim shot by robber, robbery victim<br>shot robber, killed by patron during<br>barroom brawl, etc.) |
|----------|------------|----------|-----|------|-----------|------------|-----|------|-----------|---------------------------------|--|--|---|---|---|
|          |            | Age      | Sex | Race | Ethnicity | Age        | Sex | Race | Ethnicity | Do Not Write<br>In These Spaces |  |  |   |   |   |
|          | B          | 57       | M   | B    | N         |            |     |      |           |                                 |  |  | HANDGUN   | UNKNOWN   | OTHER   |
|          | B          | 26       | M   | B    | N         |            |     |      |           |                                 |  |  | HANDGUN - 40 CAL.   | UNKNOWN   | OTHER   |
|          | A          | 84       | F   | W    | N         | 87         | M   | W    | N         |                                 |  |  | KNIFE   | WIFE  | OTHER - DOMESTIC  |
|          | C          | 24       | M   | B    | N         | 20         | M   | B    | N         |                                 |  |  | HANDGUN   | ACQUAINTANCE  | ROBBERY   |
|          |            |          |     |      |           | 20         | M   | B    | N         |                                 |  |  | HANDGUN   | ACQUAINTANCE  | ROBBERY   |
|          | B          | 19       | M   | B    | N         |            |     |      |           |                                 |  |  | HANDGUN   | UNKNOWN   | OTHER   |
|          | A          | 76       | F   | B    | N         | 64         | M   | B    | N         |                                 |  |  | KNIFE   | ACQUAINTANCE  | OTHER - SENSELESS KILLING   |
|          | B          | 35       | M   | B    | N         |            |     |      |           |                                 |  |  | HANDGUN   | UNKNOWN   | OTHER   |
|          | B          | 50       | M   | B    | N         |            |     |      |           |                                 |  |  | HANDGUN   | UNKNOWN   | OTHER   |
|          | A          | 36       | M   | B    | N         | 31         | M   | B    | N         |                                 |  |  | HANDGUN   | STRANGER  | FELON KILLED BY<br>PRIVATE CITIZEN *  |

\*  
\*\* - See reverse side for explanation

JUNE 2013  
Month and Year  
ATLANTA POLICE DEPARTMENT  
Agency

GAAPD 0000  
Agency Identifier  
GEORGIA  
State

*Nail J. King*  
Prepared By  
*George N. Turner*  
Chief, Sheriff, Commissioner, Superintendent

LIEUTENANT  
Title  
CHIEF

SSD/7-18-13

| DO NOT WRITE HERE |  |
|-------------------|--|
| Recorded          |  |
| Edited            |  |
| Punched           |  |
| Verified          |  |
| Adjusted          |  |

PAGE 2 OF 2  
 SUPPLEMENTARY HOMICIDE REPORT

1-704 (Rev. 4-24-95)  
 Form Approved  
 OMB No. 1110-0002

This report is authorized by law Title 28, Section 534, United States Code. While you are not required to respond, your cooperation in using this form to list data pertaining to all homicides reported on your Return A will assist the FBI in compiling comprehensive, accurate data regarding this important classification on a timely basis.

1a. Murder and Nonnegligent Manslaughter

List below specific information for all offenses shown in item 1a of the monthly Return A. In addition, list all justifiable killings of felons by a citizen or by a peace officer in the line of duty. A brief explanation in the circumstances column regarding unfounded homicide offenses will aid the national Uniform Crime Reporting Program in editing the reports.

| Incident | Situation* | Victim ** |     |      |           | Offender** |     |      |           | Data Code                       |  |  | Weapon Used<br>(Handgun, Rifle, Shotgun,<br>Club, Poison, etc.) | Relationship of Victim<br>to Offender<br>(Husband, Wife, Son,<br>Father, Acquaintance,<br>Neighbor, Stranger, etc.) | Circumstances<br>(Victim shot by robber, robbery victim<br>shot robber, killed by patron during<br>barroom brawl, etc.) |
|----------|------------|-----------|-----|------|-----------|------------|-----|------|-----------|---------------------------------|--|--|---|---|---|
|          |            | Age       | Sex | Race | Ethnicity | Age        | Sex | Race | Ethnicity | Do Not Write<br>In These Spaces |  |  |   |   |   |
|          | C          | 36        | M   | B    | N         | 29         | M   | B    | N         |                                 |  |  | HANDGUN   | STRANGER  | FELON KILLED BY<br>POLICE OFFICER *   |
|          |            |           |     |      |           | 36         | M   | W    | N         |                                 |  |  | HANDGUN   | STRANGER  | FELON KILLED BY<br>POLICE OFFICER *   |
|          |            |           |     |      |           |            |     |      |           |                                 |  |  |   |   |   |
|          |            |           |     |      |           |            |     |      |           |                                 |  |  |   |   |   |
|          |            |           |     |      |           |            |     |      |           |                                 |  |  |   |   |   |
|          |            |           |     |      |           |            |     |      |           |                                 |  |  |   |   |   |
|          |            |           |     |      |           |            |     |      |           |                                 |  |  |   |   |   |
|          |            |           |     |      |           |            |     |      |           |                                 |  |  |   |   |   |
|          |            |           |     |      |           |            |     |      |           |                                 |  |  |   |   |   |
|          |            |           |     |      |           |            |     |      |           |                                 |  |  |   |   |   |
|          |            |           |     |      |           |            |     |      |           |                                 |  |  |   |   |   |
|          |            |           |     |      |           |            |     |      |           |                                 |  |  |   |   |   |
|          |            |           |     |      |           |            |     |      |           |                                 |  |  |   |   |   |
|          |            |           |     |      |           |            |     |      |           |                                 |  |  |   |   |   |
|          |            |           |     |      |           |            |     |      |           |                                 |  |  |   |   |   |

-7a-

\*\* - See reverse side for explanation

JUNE 2013  
 Month and Year  
 ATLANTA POLICE DEPARTMENT  
 Agency

GAAPD 0000  
 Agency Identifier  
 GEORGIA  
 State

*Nail J Klay*  
 Prepared By  
*George N. Klay*  
 Chief, Sheriff, Commissioner, Superintendent

LIEUTENANT  
 Title  
 CHIEF

| DO NOT WRITE HERE |  |
|-------------------|--|
| Recorded          |  |
| Edited            |  |
| Punched           |  |
| Verified          |  |
| Adjusted          |  |

ATLANTA POLICE DEPARTMENT  
 AGE, SEX, AND RACE OF PERSONS ARRESTED  
 17 YEARS OF AGE AND OVER

MONTH JUNE

YEAR 2013

| CLASSIFICATION OF OFFENSES                     | SEX | AGE OF PERSON ARRESTED |    |    |    |    |    |    |          |          |          |          |          |          |          |          | TOTAL | RACE     |       |       |              | ETHNIC        |               |               |  |  |
|--|-----|------------------------|----|----|----|----|----|----|----------|----------|----------|----------|----------|----------|----------|----------|-------|----------|-------|-------|--------------|---------------|---------------|---------------|--|--|
|  |     | 17                     | 18 | 19 | 20 | 21 | 22 | 23 | 24<br>29 | 30<br>34 | 35<br>39 | 40<br>44 | 45<br>49 | 50<br>54 | 55<br>59 | 60<br>64 |       | 65<br>UP | White | Black | Native Amer. | Asian/Pacific | Whi. Hispanic | Blck Hispanic |  |  |
| Murder/Nonnegligent Manslaughter               | 01a | M                      |    |    |    | 2  |    | 1  | 1        | 1        | 1        |          |          |          |          | 1        |       | 7        |       |       |              |               |               |               |  |  |
|  | F   |                        |    |    |    |    |    |    |          |          |          |          |          |          |          |          |       | 0        |       | 7     |              |               |               |               |  |  |
| Manslaughter by Negligence                     | 01b | M                      |    |    |    |    |    |    |          |          |          |          |          |          |          |          |       | 0        |       |       |              |               |               |               |  |  |
|  | F   |                        |    |    |    |    |    |    |          |          |          |          |          |          |          |          |       | 0        |       |       |              |               |               |               |  |  |
| Forcible Rape                                  | 02  | M                      |    |    |    | 1  |    |    |          |          |          |          |          |          |          | 1        |       | 5        |       |       |              |               |               |               |  |  |
|  | F   |                        |    |    |    |    |    |    |          |          |          |          |          |          |          |          |       | 0        |       | 1     | 4            |               |               |               |  |  |
| Robbery  | 03  | M                      | 3  |    | 5  | 4  | 2  | 1  | 6        | 5        | 4        | 1        | 1        | 3        |          |          |       | 35       |       |       |              |               |               |               |  |  |
|  | F   |                        |    |    |    |    |    |    | 1        |          |          | 1        |          |          |          |          |       | 2        |       | 1     | 36           |               |               |               |  |  |
| Aggravated Assault                             | 04  | M                      | 5  | 1  | 2  | 1  | 3  | 4  | 4        | 16       | 13       | 6        | 3        | 13       | 8        | 10       | 2     | 7        | 98    |       |              |               |               |               |  |  |
|  | F   |                        |    | 1  | 1  | 2  | 1  | 2  | 1        | 9        | 9        | 7        | 4        | 9        | 1        | 1        | 1     |          | 49    |       | 10           | 137           |               |               |  |  |
| Burglary- Breaking or Entering                 | 05  | M                      | 3  | 2  | 3  | 2  |    | 3  | 1        | 6        | 6        | 2        | 2        | 4        | 4        | 4        |       | 42       |       |       |              |               |               |               |  |  |
|  | F   |                        |    |    |    |    |    |    |          |          |          |          | 1        |          |          |          |       | 1        |       | 3     | 40           |               |               |               |  |  |
| Larceny - Theft (except Motor Vehicle Theft)   | 06  | M                      | 10 | 5  | 9  | 8  | 5  | 7  | 2        | 25       | 21       | 18       | 19       | 25       | 15       | 10       | 6     | 4        | 189   |       |              |               |               |               |  |  |
|  | F   |                        | 4  | 2  | 3  | 5  | 3  | 3  | 7        | 9        | 8        | 4        | 4        | 7        | 1        | 1        |       |          | 61    |       | 33           | 216           |               | 1             |  |  |
| Motor Vehicle Theft                            | 07  | M                      | 2  | 2  |    | 1  |    |    | 2        | 6        | 2        | 2        | 2        |          |          |          | 1     | 1        | 21    |       |              |               |               |               |  |  |
|  | F   |                        |    |    |    |    |    |    | 1        | 2        |          |          | 1        |          |          |          |       | 4        |       | 2     | 23           |               |               |               |  |  |
| Other Assaults                                 | 08  | M                      | 4  |    | 1  | 10 | 9  | 9  | 7        | 40       | 28       | 29       | 17       | 24       | 14       | 9        | 5     | 2        | 208   |       |              |               |               |               |  |  |
|  | F   |                        | 3  | 1  | 4  | 3  | 7  | 4  | 4        | 13       | 10       | 8        | 6        | 7        | 5        | 2        | 1     |          | 78    |       | 28           | 257           |               | 1             |  |  |
| Arson  | 09  | M                      |    |    |    |    |    |    |          |          | 1        |          |          |          |          |          |       | 1        |       |       |              |               |               |               |  |  |
|  | F   |                        |    |    |    |    |    |    |          |          |          |          |          |          | 1        |          |       | 1        |       | 1     | 1            |               |               |               |  |  |
| Forgery and Counterfeiting                     | 10  | M                      | 1  |    |    |    | 1  | 3  | 1        |          |          |          | 1        | 2        | 1        |          | 1     | 11       |       |       |              |               |               |               |  |  |
|  | F   |                        |    |    |    |    |    |    |          | 1        | 2        | 2        |          |          | 1        |          | 1     | 7        |       | 3     | 15           |               |               |               |  |  |
| Fraud  | 11  | M                      | 1  |    |    | 1  | 1  |    |          | 5        | 3        | 1        | 4        | 11       | 3        | 1        | 1     | 32       |       |       |              |               |               |               |  |  |
|  | F   |                        |    |    |    |    |    | 1  |          | 2        | 1        |          | 1        | 1        | 1        |          |       | 7        |       | 6     | 33           |               |               |               |  |  |
| Embezzlement                                   | 12  | M                      |    |    |    |    |    |    |          |          |          |          |          |          |          |          |       | 0        |       |       |              |               |               |               |  |  |
|  | F   |                        |    | 1  |    |    |    |    |          |          | 1        |          |          |          |          |          |       | 2        |       |       | 2            |               |               |               |  |  |
| Stolen Property; Buying, Receiving, Possessing | 13  | M                      | 1  | 1  | 1  |    | 2  | 3  | 3        | 14       | 8        | 2        | 1        | 1        | 1        | 1        |       | 39       |       |       |              |               |               |               |  |  |
|  | F   |                        |    |    |    |    | 1  |    |          | 1        |          |          |          |          |          |          |       | 2        |       | 3     | 37           |               | 1             |               |  |  |
| Vandalism                                      | 14  | M                      | 2  |    |    | 1  | 3  | 3  | 3        | 2        | 6        | 2        | 3        | 3        | 4        | 3        |       | 1        | 36    |       |              |               |               |               |  |  |
|  | F   |                        |    |    | 1  |    | 1  | 1  |          | 2        | 1        | 1        | 1        | 1        | 1        |          | 1     | 11       |       | 7     | 39           |               | 1             |               |  |  |
| Weapons  | 15  | M                      | 1  | 1  | 3  | 2  | 4  | 2  | 4        | 9        | 2        | 4        | 2        | 4        | 1        | 1        |       | 41       |       |       |              |               |               |               |  |  |
|  | F   |                        |    |    |    |    |    |    |          | 2        | 2        | 1        |          |          |          |          |       | 5        |       | 4     | 42           |               |               |               |  |  |

ATLANTA POLICE DEPARTMENT  
 AGE, SEX, AND RACE OF PERSONS ARRESTED  
 17 YEARS OF AGE AND OVER

MONTH JUNE

YEAR 2013

| CLASSIFICATION OF OFFENSES                  | SEX | AGE OF PERSON ARRESTED |    |    |    |    |    |    |          |          |          |          |          |          |          |          |          | TOTAL | RACE  |       |              |               | ETHNIC        |               |   |
|---|-----|------------------------|----|----|----|----|----|----|----------|----------|----------|----------|----------|----------|----------|----------|----------|-------|-------|-------|--------------|---------------|---------------|---------------|---|
|   |     | 17                     | 18 | 19 | 20 | 21 | 22 | 23 | 24<br>29 | 30<br>34 | 35<br>39 | 40<br>44 | 45<br>49 | 50<br>54 | 55<br>59 | 60<br>64 | 65<br>UP |       | White | Black | Native Amer. | Asian/Pacific | Whi. Hispanic | Blck Hispanic |   |
| Prostitution and Commercialized Vice        | M   | 1                      |    | 2  | 1  |    | 2  | 1  | 8        | 8        | 10       | 4        | 7        | 6        |          |          |          | 50    |       |       |              |               |               |               |   |
|   | F   | 1                      |    |    | 2  | 4  | 1  | 2  | 15       | 4        | 3        | 4        | 9        | 6        |          |          |          | 51    | 12    | 89    |              |               |               |               |   |
| Sex Offenses (except Rape and Prostitution) | M   | 9                      | 5  | 2  | 3  | 2  | 1  | 6  | 13       | 11       | 8        | 6        | 13       | 13       | 12       | 2        | 3        | 109   |       |       |              |               |               |               |   |
|   | F   | 1                      |    |    |    | 1  | 1  |    | 4        | 3        | 4        | 1        | 1        |          | 1        |          |          | 17    | 28    | 97    | 1            |               |               |               |   |
| Drug Abuse Violations<br>Grand Total        | M   | 5                      | 9  | 8  | 12 | 12 | 20 | 13 | 72       | 44       | 40       | 30       | 19       | 32       | 9        | 3        | 1        | 329   |       |       |              |               |               |               |   |
|   | F   | 0                      | 2  | 2  | 5  | 6  | 1  | 3  | 15       | 10       | 5        | 9        | 3        | 2        | 0        | 0        | 0        | 63    | 48    | 341   | 0            | 3             | 0             | 0             | 0 |
| (1) Sale/Manufacturing Subtotal             | M   | 0                      | 0  | 0  | 0  | 0  | 2  | 1  | 8        | 9        | 8        | 5        | 2        | 6        | 1        | 0        | 0        | 42    |       |       |              |               |               |               |   |
|   | F   | 0                      | 1  | 1  | 2  | 0  | 0  | 0  | 4        | 1        | 1        | 2        | 1        | 1        | 0        | 0        | 0        | 14    | 11    | 45    | 0            | 0             | 0             | 0             | 0 |
| Opium or Cocaine and their derivatives      | M   |                        |    |    |    |    |    |    |          | 2        | 5        | 1        | 1        | 1        | 1        |          | 11       |       |       |       |              |               |               |               |   |
|   | F   |                        |    |    |    |    |    |    | 1        |          |          |          |          | 1        |          |          | 2        |       | 13    |       |              |               |               |               |   |
| Marijuana                                   | M   |                        |    |    |    |    | 2  | 1  | 6        | 3        | 1        | 2        |          | 2        |          |          | 17       |       |       |       |              |               |               |               |   |
|   | F   |                        | 1  | 1  |    |    |    |    | 1        |          |          |          |          |          |          |          | 3        |       | 20    |       |              |               |               |               |   |
| Synthetic Narcotics                         | M   |                        |    |    |    |    |    |    |          |          |          |          |          |          |          |          | 0        |       |       |       |              |               |               |               |   |
|   | F   |                        |    |    |    |    |    |    |          |          |          |          |          |          |          |          | 0        |       |       |       |              |               |               |               |   |
| Other Dangerous Non-Narcotic Drugs          | M   |                        |    |    |    |    |    |    | 2        | 4        | 2        | 2        | 1        | 3        |          |          | 14       |       |       |       |              |               |               |               |   |
|   | F   |                        |    |    | 2  |    |    |    | 2        | 1        | 1        | 2        | 1        |          |          |          | 9        | 11    | 12    |       |              |               |               |               |   |
| (2) Possession Subtotal                     | M   | 5                      | 9  | 8  | 12 | 12 | 18 | 12 | 64       | 35       | 32       | 25       | 17       | 26       | 8        | 3        | 1        | 287   |       |       |              |               |               |               |   |
|   | F   | 0                      | 1  | 1  | 3  | 6  | 1  | 3  | 11       | 9        | 4        | 7        | 2        | 1        | 0        | 0        | 0        | 49    | 37    | 296   | 0            | 3             | 0             | 0             | 0 |
| Opium or Cocaine and their derivatives      | M   |                        | 1  | 3  |    | 3  | 3  | 2  | 14       | 7        | 10       | 7        | 9        | 10       | 3        | 1        |          | 73    |       |       |              |               |               |               |   |
|   | F   |                        |    |    |    |    |    | 1  | 4        | 4        | 1        | 4        |          |          |          |          | 14       | 16    | 71    |       |              |               |               |               |   |
| Marijuana                                   | M   | 5                      | 8  | 5  | 12 | 9  | 15 | 10 | 46       | 26       | 21       | 17       | 8        | 15       | 4        | 2        | 1        | 204   |       |       |              |               |               |               |   |
|   | F   |                        | 1  | 1  | 3  | 6  | 1  | 2  | 7        | 5        | 3        | 3        | 2        | 1        |          |          | 35       | 15    | 224   |       |              |               |               |               |   |
| Synthetic Narcotics                         | M   |                        |    |    |    |    |    |    | 1        | 1        |          |          |          |          |          | 1        | 3        |       |       |       |              |               |               |               |   |
|   | F   |                        |    |    |    |    |    |    |          |          |          |          |          |          |          |          | 0        | 2     | 1     |       |              |               |               |               |   |
| Other Dangerous Non-Narcotic Drugs          | M   |                        |    |    |    |    |    |    | 3        | 1        | 1        | 1        |          | 1        |          |          | 7        |       |       |       |              |               |               |               |   |
|   | F   |                        |    |    |    |    |    |    |          |          |          |          |          |          |          |          | 0        | 4     |       |       | 3            |               |               |               |   |
| Gambling Total                              | M   | 0                      | 0  | 0  | 1  | 0  | 2  | 0  | 0        | 0        | 1        | 0        | 0        | 1        | 0        | 0        | 0        | 5     |       |       |              |               |               |               |   |
|   | F   | 0                      | 0  | 0  | 0  | 0  | 0  | 0  | 0        | 0        | 0        | 0        | 0        | 0        | 0        | 0        | 0        | 0     | 0     | 5     | 0            | 0             | 0             | 0             | 0 |
| Bookmaking                                  | M   |                        |    |    |    |    |    |    |          |          |          |          |          |          |          |          | 0        |       |       |       |              |               |               |               |   |
|   | F   |                        |    |    |    |    |    |    |          |          |          |          |          |          |          |          | 0        |       |       |       |              |               |               |               |   |
| Numbers and Lottery                         | M   |                        |    |    |    |    |    |    |          |          |          |          |          |          |          |          | 0        |       |       |       |              |               |               |               |   |
|   | F   |                        |    |    |    |    |    |    |          |          |          |          |          |          |          |          | 0        |       |       |       |              |               |               |               |   |

-8a-

**ATLANTA POLICE DEPARTMENT  
AGE, SEX, AND RACE OF PERSONS ARRESTED  
17 YEARS OF AGE AND OVER**

MONTH JUNE

YEAR 2013

| CLASSIFICATION OF OFFENSES           | SEX | AGE OF PERSON ARRESTED |    |    |    |    |    |     |          |          |          |          |          |          |          |          | TOTAL | RACE     |       |       |              | ETHNIC        |               |                |   |
|--------------------------------------|-----|------------------------|----|----|----|----|----|-----|----------|----------|----------|----------|----------|----------|----------|----------|-------|----------|-------|-------|--------------|---------------|---------------|----------------|---|
|                                      |     | 17                     | 18 | 19 | 20 | 21 | 22 | 23  | 24<br>29 | 30<br>34 | 35<br>39 | 40<br>44 | 45<br>49 | 50<br>54 | 55<br>59 | 60<br>64 |       | 65<br>UP | White | Black | Native Amer. | Asian/Pacific | Whi. Hispanic | Black Hispanic |   |
| All Other Gambling                   | M   |                        |    |    | 1  | 2  |    |     |          | 1        |          |          |          | 1        |          |          |       | 5        |       |       |              |               |               |                |   |
|                                      | F   |                        |    |    |    |    |    |     |          |          |          |          |          |          |          |          |       | 0        |       | 5     |              |               |               |                |   |
| Offenses Against Family And Children | M   |                        |    |    |    | 2  |    |     |          |          | 1        |          |          |          |          |          | 3     |          |       |       |              |               |               |                |   |
|                                      | F   |                        |    |    |    |    |    |     | 1        |          |          |          |          |          |          |          | 1     | 1        | 3     |       |              |               |               |                |   |
| Driving Under the Influence          | M   |                        | 2  | 2  |    | 4  | 6  | 7   | 25       | 14       | 13       | 7        | 6        | 6        | 4        | 1        | 97    |          |       |       |              |               |               |                |   |
|                                      | F   |                        |    | 1  |    | 1  |    |     | 13       | 6        | 3        | 1        | 4        |          | 1        | 2        | 32    | 52       | 73    |       | 4            |               |               |                |   |
| Liquor Laws                          | M   |                        |    | 1  |    | 2  | 3  | 2   | 22       | 18       | 17       | 27       | 41       | 61       | 42       | 16       | 6     | 258      |       |       |              |               |               |                |   |
|                                      | F   | 1                      |    |    | 2  | 1  |    |     | 2        | 2        | 4        | 2        | 10       | 9        | 3        | 2        | 38    | 24       | 272   |       |              |               |               |                |   |
| Drunkenness                          | M   |                        |    | 2  |    | 1  | 1  | 3   | 9        | 7        | 2        | 7        | 10       | 14       | 9        | 3        | 4     | 72       |       |       |              |               |               |                |   |
|                                      | F   |                        |    |    |    |    | 1  | 1   | 4        | 2        | 3        | 3        |          | 1        | 1        |          | 16    | 34       | 54    |       |              |               |               |                |   |
| Disorderly Conduct                   | M   | 4                      | 1  | 4  | 5  | 3  | 6  | 7   | 45       | 21       | 10       | 21       | 43       | 30       | 18       | 3        | 5     | 226      |       |       |              |               |               |                |   |
|                                      | F   | 1                      | 2  | 1  | 2  | 5  | 2  | 4   | 15       | 11       | 4        | 7        | 9        | 8        | 2        | 1        | 74    | 47       | 253   |       |              |               |               |                |   |
| Vagrancy                             | M   |                        |    |    |    |    |    | 1   | 2        | 3        | 4        | 5        | 7        | 6        | 8        | 1        | 3     | 40       |       |       |              |               |               |                |   |
|                                      | F   |                        |    |    |    |    |    |     | 1        |          |          |          | 1        | 2        | 2        |          | 6     | 2        | 43    |       | 1            |               |               |                |   |
| All Other Offenses (except Traffic)  | M   | 2                      | 2  | 5  | 8  | 10 | 2  | 6   | 47       | 28       | 24       | 34       | 37       | 28       | 24       | 7        | 3     | 267      |       |       |              |               |               |                |   |
|                                      | F   | 1                      | 1  |    | 2  | 3  | 4  | 3   | 12       | 7        | 5        | 4        | 2        | 9        | 3        | 1        | 1     | 58       | 37    | 284   | 1            | 3             |               |                |   |
| Suspicion                            | M   |                        |    |    |    |    |    |     |          |          |          |          |          |          |          |          |       | 0        |       |       |              |               |               |                |   |
|                                      | F   |                        |    |    |    |    |    |     |          |          |          |          |          |          |          |          |       | 0        |       |       |              |               |               |                |   |
| <b>TOTAL</b>                         |     |                        | 66 | 41 | 63 | 86 | 97 | 103 | 108      | 495      | 330      | 252      | 247      | 396      | 295      | 184      | 61    | 43       | 2807  | 387   | 2403         | 3             | 14            | 0              | 0 |

JUNE 2013

Month and Year of Report

GAAPD 0000

Agency Identifier

JULY 18, 2013

Date

*Nail J. Klay*

LIUTENANT

Prepared By

Title

*George N. Turner*

CHIEF

Chief, Commissioner, Sheriff, or Superintendent

ATLANTA POLICE DEPARTMENT - GEORGIA

Agency and State

**ATLANTA POLICE DEPARTMENT  
AGE, SEX, AND RACE OF PERSONS ARRESTED  
16 YEARS OF AGE AND UNDER**

MONTH JUNE

YEAR 2013

| CLASSIFICATION OF OFFENSES                     | SEX | AGE |      |      |    |    |       | RACE  |       |              |               | ETHNIC        |               |
|--|-----|-----|------|------|----|----|-------|-------|-------|--------------|---------------|---------------|---------------|
|  |     | 09  | 1012 | 1314 | 15 | 16 | TOTAL | White | Black | Native Amer. | Asian/Pacific | Whi. Hispanic | Blck Hispanic |
|  |     |     |      |      |    |    |       |       |       |              |               |               |               |
| Murder/Nonnegligent Manslaughter               | 01a | M   |      |      |    |    | 0     |       |       |              |               |               |               |
|  | F   |     |      |      |    |    | 0     |       |       |              |               |               |               |
| Manslaughter by Negligence                     | 01b | M   |      |      |    |    | 0     |       |       |              |               |               |               |
|  | F   |     |      |      |    |    | 0     |       |       |              |               |               |               |
| Forcible Rape                                  | 02  | M   |      |      |    |    | 0     |       |       |              |               |               |               |
|  | F   |     |      |      |    |    | 0     |       |       |              |               |               |               |
| Robbery  | 03  | M   |      |      | 2  | 1  | 1     | 4     |       |              |               |               |               |
|  | F   |     |      |      |    |    | 0     |       | 4     |              |               |               |               |
| Aggravated Assault                             | 04  | M   |      |      |    | 1  | 1     | 2     |       |              |               |               |               |
|  | F   |     |      | 1    |    |    | 1     |       | 3     |              |               |               |               |
| Burglary- Breaking or Entering                 | 05  | M   |      |      | 2  | 2  | 3     | 7     |       |              |               |               |               |
|  | F   |     |      |      |    |    | 1     | 1     | 8     |              |               |               |               |
| Larceny - Theft (except Motor Vehicle Theft)   | 06  | M   |      |      | 3  |    | 4     | 7     |       |              |               |               |               |
|  | F   |     |      |      | 5  |    | 2     | 7     | 14    |              |               |               |               |
| Motor Vehicle Theft                            | 07  | M   |      |      | 5  | 2  | 4     | 11    |       |              |               |               |               |
|  | F   |     |      |      |    |    |       | 0     | 11    |              |               |               |               |
| Other Assaults                                 | 08  | M   |      |      | 1  | 1  | 3     | 5     |       |              |               |               |               |
|  | F   |     |      | 3    |    |    | 2     | 5     | 10    |              |               |               |               |
| Arson  | 09  | M   |      |      |    |    |       | 0     |       |              |               |               |               |
|  | F   |     |      |      |    |    |       | 0     |       |              |               |               |               |
| Forgery and Counterfeiting                     | 10  | M   |      |      |    |    |       | 0     |       |              |               |               |               |
|  | F   |     |      |      |    |    |       | 0     |       |              |               |               |               |
| Fraud  | 11  | M   |      |      |    |    |       | 0     |       |              |               |               |               |
|  | F   |     |      |      |    |    |       | 0     |       |              |               |               |               |
| Embezzlement                                   | 12  | M   |      |      |    |    |       | 0     |       |              |               |               |               |
|  | F   |     |      |      |    | 1  |       | 1     | 1     |              |               |               |               |
| Stolen Property; Buying, Receiving, Possessing | 13  | M   |      |      | 1  |    | 2     | 3     |       |              |               |               |               |
|  | F   |     |      |      |    |    |       | 0     | 3     |              |               |               |               |
| Vandalism                                      | 14  | M   |      |      | 1  | 1  | 1     | 3     |       |              |               |               |               |
|  | F   |     |      |      |    |    | 1     | 1     | 4     |              |               |               |               |
| Weapons  | 15  | M   |      |      | 1  | 2  | 2     | 5     |       |              |               |               |               |
|  | F   |     |      |      |    |    |       | 0     | 5     |              |               |               |               |
| Prostitution and Commercialized Vice           | 16  | M   |      |      |    |    |       | 0     |       |              |               |               |               |
|  | F   |     |      |      |    |    |       | 0     |       |              |               |               |               |

-08-

**ATLANTA POLICE DEPARTMENT  
AGE, SEX, AND RACE OF PERSONS ARRESTED  
16 YEARS OF AGE AND UNDER**

MONTH JUNE  
YEAR 2013

| CLASSIFICATION OF OFFENSES                     | SEX | AGE |      |      |    |    |       | RACE  |       |              |               | ETHNIC        |               |
|--|-----|-----|------|------|----|----|-------|-------|-------|--------------|---------------|---------------|---------------|
|  |     | 09  | 1012 | 1314 | 15 | 16 | TOTAL | White | Black | Native Amer. | Asian/Pacific | Whi. Hispanic | Blck Hispanic |
| Sex Offenses (except Rape and Prostitution) 17 | M   |     |      |      |    |    | 0     |       |       |              |               |               |               |
|  | F   |     |      |      |    |    | 0     |       |       |              |               |               |               |
| Drug Abuse Vioiations Grand Total 18           | M   | 0   | 0    | 2    | 2  | 1  | 5     |       |       |              |               |               |               |
|  | F   | 0   | 0    | 0    | 0  | 1  | 1     | 1     | 5     | 0            | 0             | 0             | 0             |
| (1) Sale/Manufacturing Subtotal 180            | M   | 0   | 0    | 0    | 1  | 0  | 1     |       |       |              |               |               |               |
|  | F   | 0   | 0    | 0    | 0  | 1  | 1     | 1     | 1     | 0            | 0             | 0             | 0             |
| Opium or Cocaine and their Derivatives a       | M   |     |      |      |    |    | 0     |       |       |              |               |               |               |
|  | F   |     |      |      |    |    | 0     |       |       |              |               |               |               |
| Marijuana b                                    | M   |     |      |      | 1  |    | 1     |       |       |              |               |               |               |
|  | F   |     |      |      |    | 1  | 1     | 1     | 1     |              |               |               |               |
| Synthetic Narcotics c                          | M   |     |      |      |    |    | 0     |       |       |              |               |               |               |
|  | F   |     |      |      |    |    | 0     |       |       |              |               |               |               |
| Other Dangerous Non-Narcotic Drugs d           | M   |     |      |      |    |    | 0     |       |       |              |               |               |               |
|  | F   |     |      |      |    |    | 0     |       |       |              |               |               |               |
| (2) Possession Subtotal 185                    | M   | 0   | 0    | 2    | 1  | 1  | 4     |       |       |              |               |               |               |
|  | F   | 0   | 0    | 0    | 0  | 0  | 0     | 0     | 4     | 0            | 0             | 0             | 0             |
| Opium or Cocaine and their Derivatives e       | M   |     |      |      |    |    | 0     |       |       |              |               |               |               |
|  | F   |     |      |      |    |    | 0     |       |       |              |               |               |               |
| Marijuana f                                    | M   |     |      | 2    | 1  | 1  | 4     |       |       |              |               |               |               |
|  | F   |     |      |      |    |    | 0     |       | 4     |              |               |               |               |
| Synthetic Narcotics g                          | M   |     |      |      |    |    | 0     |       |       |              |               |               |               |
|  | F   |     |      |      |    |    | 0     |       |       |              |               |               |               |
| Other Dangerous Non-Narcotic Drugs h           | M   |     |      |      |    |    | 0     |       |       |              |               |               |               |
|  | F   |     |      |      |    |    | 0     |       |       |              |               |               |               |
| Gambling Total 19                              | M   | 0   | 0    | 0    | 0  | 0  | 0     |       |       |              |               |               |               |
|  | F   | 0   | 0    | 0    | 0  | 0  | 0     | 0     | 0     | 0            | 0             | 0             | 0             |
| Bookmaking a                                   | M   |     |      |      |    |    | 0     |       |       |              |               |               |               |
|  | F   |     |      |      |    |    | 0     |       |       |              |               |               |               |
| Numbers and Lottery b                          | M   |     |      |      |    |    | 0     |       |       |              |               |               |               |
|  | F   |     |      |      |    |    | 0     |       |       |              |               |               |               |
| All Other Gambling c                           | M   |     |      |      |    |    | 0     |       |       |              |               |               |               |
|  | F   |     |      |      |    |    | 0     |       |       |              |               |               |               |
| Offenses Against Family and Children 20        | M   |     |      |      |    |    | 0     |       |       |              |               |               |               |
|  | F   |     |      |      |    |    | 0     |       |       |              |               |               |               |

-28-



**ATLANTA POLICE DEPARTMENT  
AGE, SEX, AND RACE OF PERSONS ARRESTED  
16 YEARS OF AGE AND UNDER**

MONTH JUNE  
YEAR 2013

| CLASSIFICATION OF OFFENSES          | SEX | AGE |      |      |    |    |       | RACE  |       |              |               | ETHNIC        |               |   |
|-------------------------------------|-----|-----|------|------|----|----|-------|-------|-------|--------------|---------------|---------------|---------------|---|
|                                     |     | 09  | 1012 | 1314 | 15 | 16 | TOTAL | White | Black | Native Amer. | Asian/Pacific | Whi. Hispanic | Blck Hispanic |   |
|                                     |     |     |      |      |    |    |       |       |       |              |               |               |               |   |
| Driving Under the Influence         | M   |     |      |      |    |    | 0     |       |       |              |               |               |               |   |
|                                     | F   |     |      |      |    |    | 0     |       |       |              |               |               |               |   |
| Liquor Laws                         | M   |     |      |      |    |    | 0     |       |       |              |               |               |               |   |
|                                     | F   |     |      |      |    |    | 0     |       |       |              |               |               |               |   |
| Drunkenness                         | M   |     |      |      |    |    | 0     |       |       |              |               |               |               |   |
|                                     | F   |     |      |      |    |    | 0     |       |       |              |               |               |               |   |
| Disorderly Conduct                  | M   |     |      |      | 1  | 4  | 5     |       |       |              |               |               |               |   |
|                                     | F   |     |      | 1    |    |    | 1     |       | 6     |              |               |               |               |   |
| Vagrancy                            | M   |     |      |      |    |    | 0     |       |       |              |               |               |               |   |
|                                     | F   |     |      |      |    |    | 0     |       |       |              |               |               |               |   |
| All Other Offenses (except Traffic) | M   |     |      | 1    | 1  |    | 2     |       |       |              |               |               |               |   |
|                                     | F   |     |      |      |    | 1  | 1     |       | 3     |              |               |               |               |   |
| Suspicion                           | M   |     |      |      |    |    | 0     |       |       |              |               |               |               |   |
|                                     | F   |     |      |      |    |    | 0     |       |       |              |               |               |               |   |
| Curfew and Loitering                | M   |     |      | 4    | 3  | 5  | 12    |       |       |              |               |               |               |   |
|                                     | F   |     | 1    |      |    |    | 1     |       | 13    |              |               |               |               |   |
| Run-Aways                           | M   |     |      |      |    |    | 0     |       |       |              |               |               |               |   |
|                                     | F   |     |      |      |    |    | 0     |       |       |              |               |               |               |   |
| <b>Total</b>                        |     |     | 0    | 1    | 33 | 18 | 39    | 91    | 1     | 90           | 0             | 0             | 0             | 0 |

- 8 -

JUNE 2013

Month and Year of Report

GAAPD 0000

Agency Identifier

JULY 18, 2013

Date

*Nail J. K...* LIEUTENANT

Prepared By

*George N. Turner* CHIEF

Chief, Commissioner, Sheriff, or Superintendent

ATLANTA POLICE DEPARTMENT - GEORGIA

Agency and State

**UNIFORM CRIME REPORTING**

**LAW ENFORCEMENT  
OPERATIONS  
&  
MANAGEMENT**

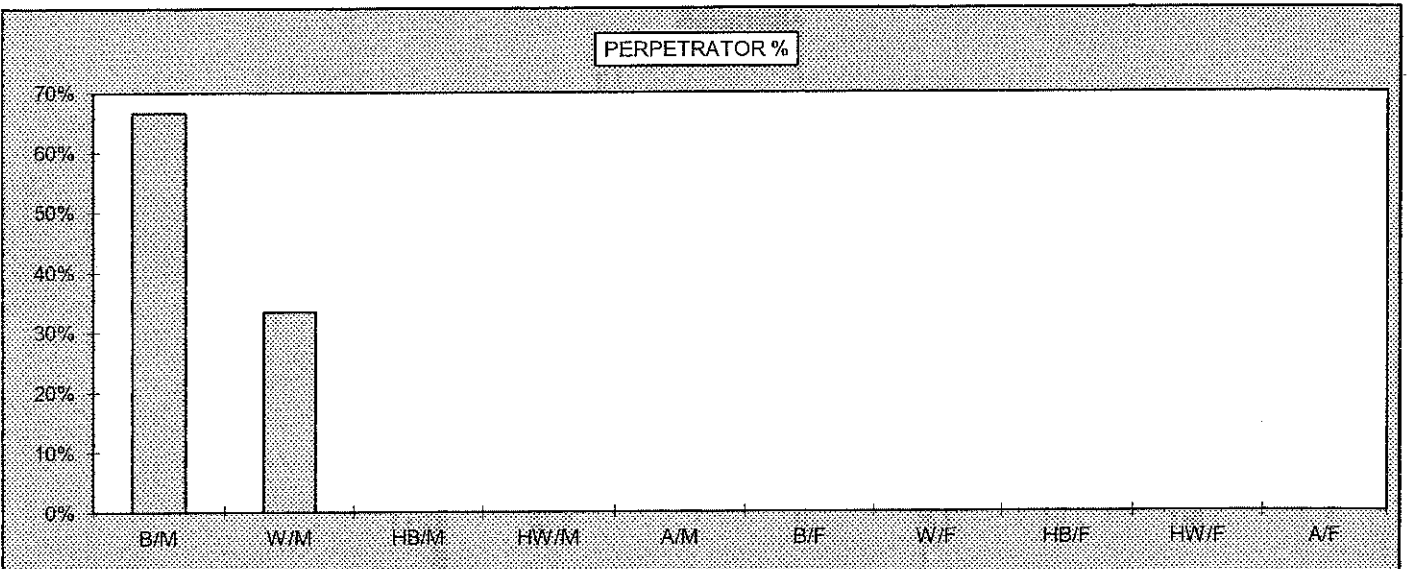
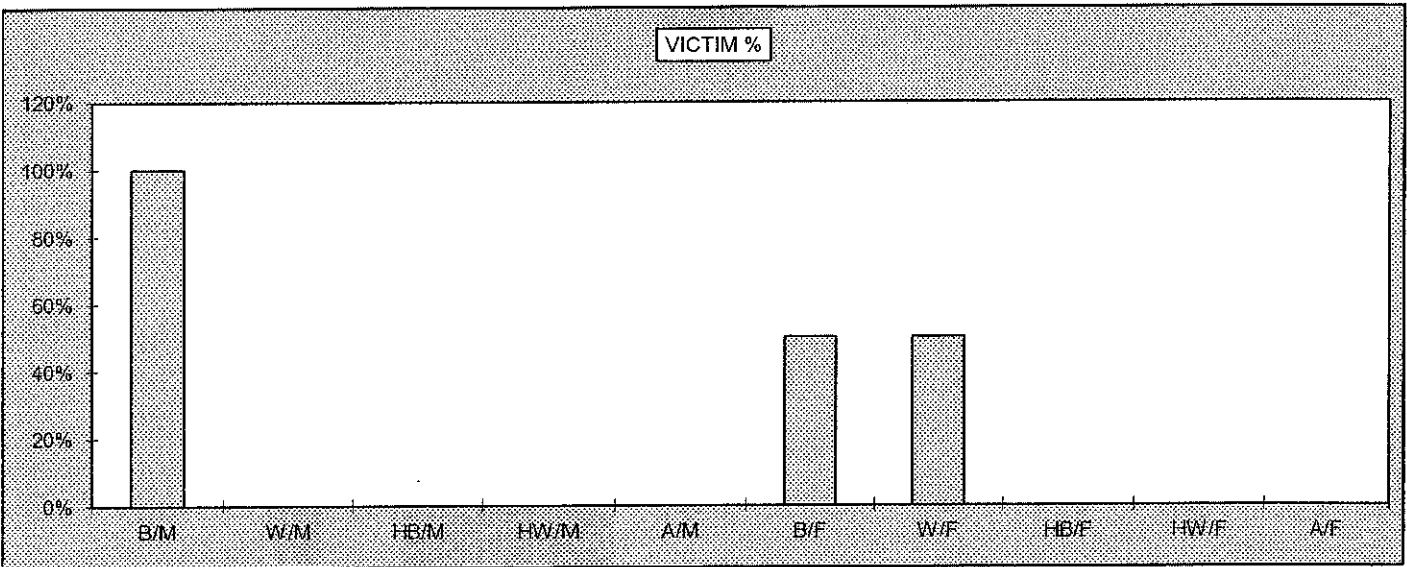
**CRIME AREA COMPARISON**

**SUPPORT SERVICES DIVISION  
Information Services Section**

**JUNE 2013  
JUNE 2012**

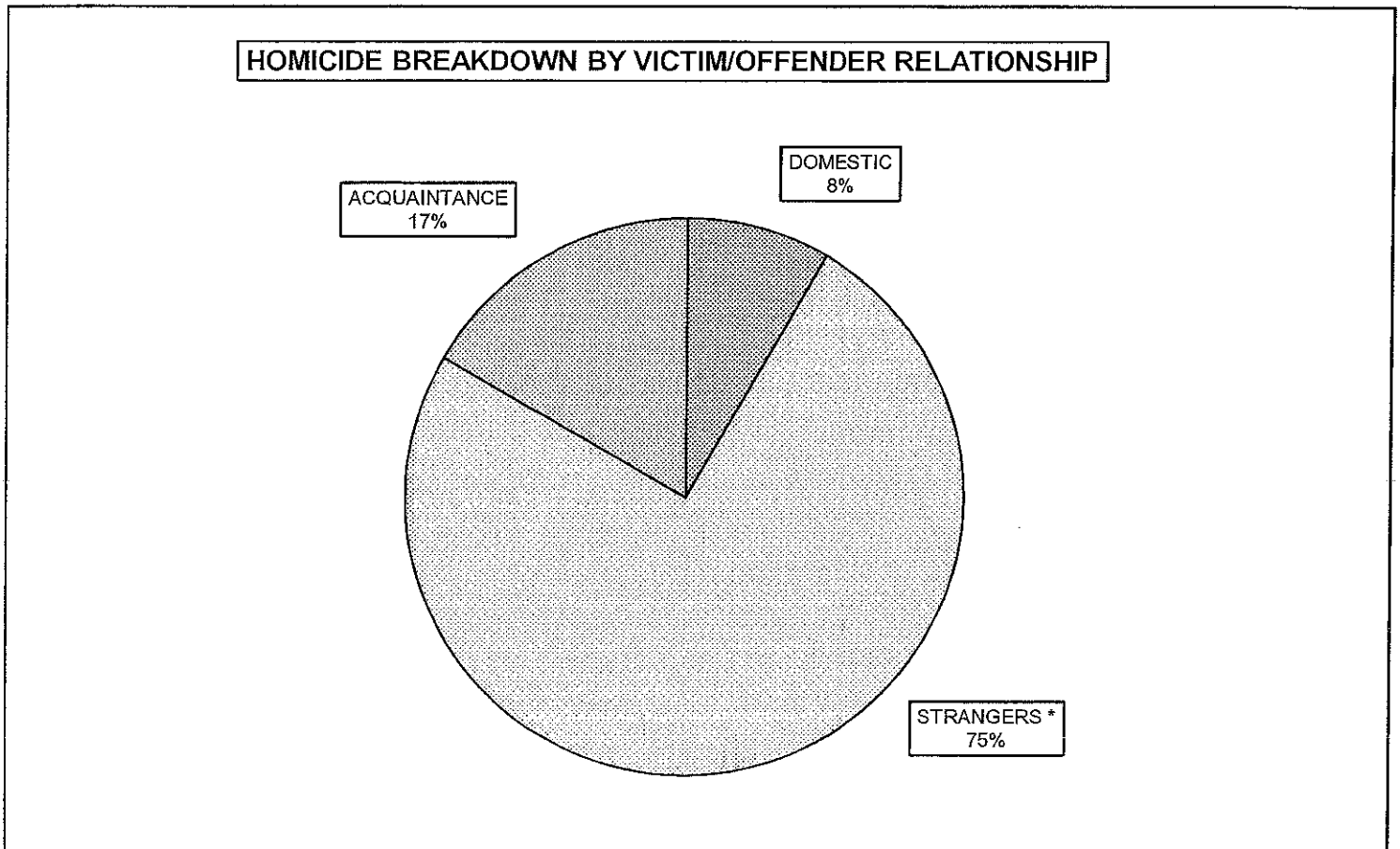
**2013  
JUNE HOMICIDE COMPARISON  
BY RACE, SEX, AND ETHNIC ORIGIN**

|                      | VICTIM   | PERPETRATOR |  | VICTIM % | PERPETRATOR % |
|----------------------|----------|-------------|--|----------|---------------|
| B/M                  | 6        | 2           | B/M  | 100%     | 67%           |
| W/M                  | 0        | 1           | W/M  | 0%       | 33%           |
| HB/M                 | 0        | 0           | HB/M                                       | 0%       | 0%            |
| HW/M                 | 0        | 0           | HW/M                                       | 0%       | 0%            |
| A/M                  | 0        | 0           | A/M  | 0%       | 0%            |
| <b>TOTAL MALES</b>   | <b>6</b> | <b>3</b>    |  |          |               |
| B/F                  | 1        | 0           | B/F  | 50%      | 0%            |
| W/F                  | 1        | 0           | W/F  | 50%      | 0%            |
| HB/F                 | 0        | 0           | HB/F                                       | 0%       | 0%            |
| HW/F                 | 0        | 0           | HW/F                                       | 0%       | 0%            |
| A/F                  | 0        | 0           | A/F  | 0%       | 0%            |
| <b>TOTAL FEMALES</b> | <b>2</b> | <b>0</b>    |  |          |               |
| <b>TOTAL</b>         | <b>8</b> | <b>3</b>    | <b>PERPETRATOR UNKNOWN FOR 5 HOMICIDES</b> |          |               |



**2013  
HOMICIDE BREAKDOWN  
YEAR TO DATE**

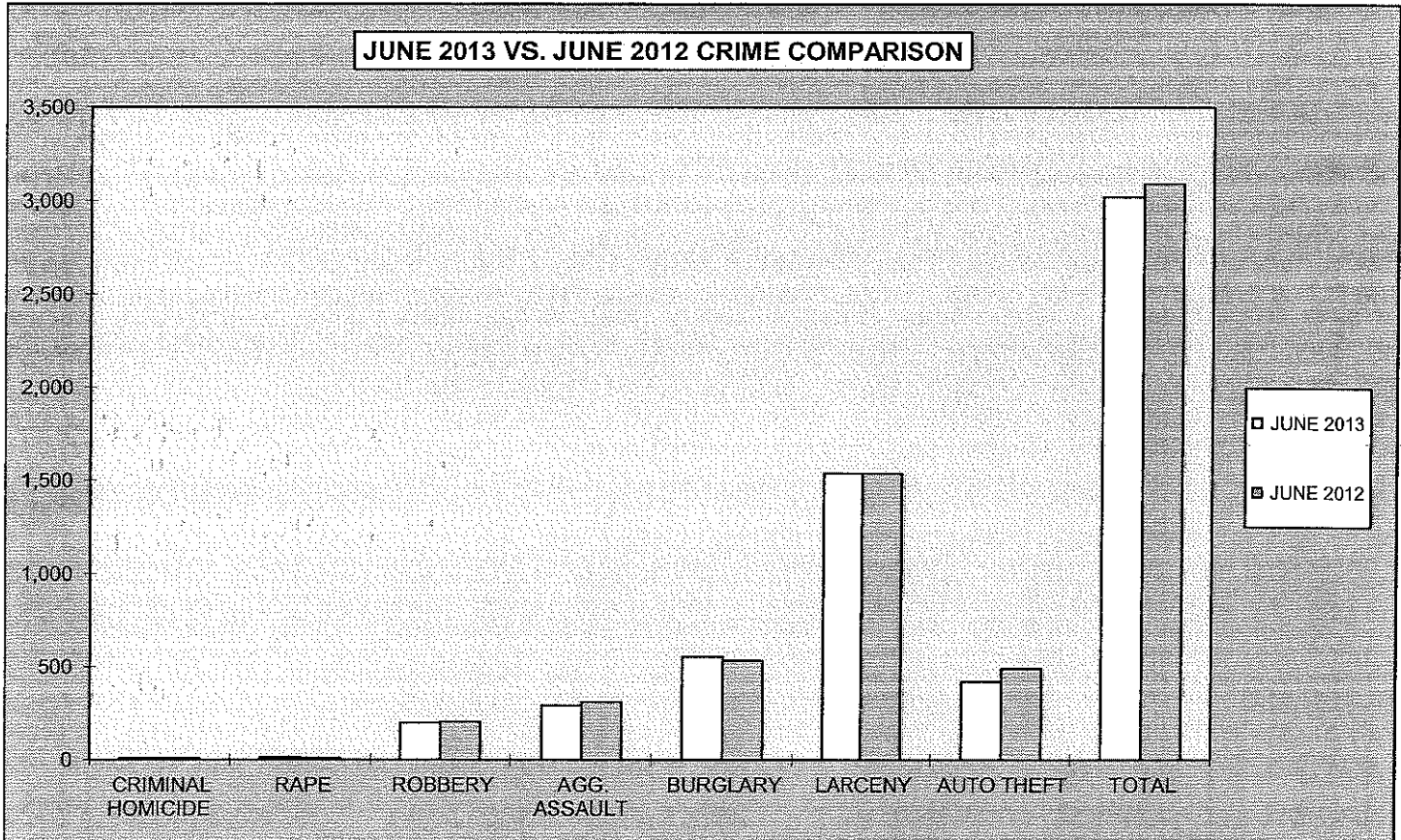
| JUNE         |           |          |           |             |            |              |            |
|--------------|-----------|----------|-----------|-------------|------------|--------------|------------|
| MONTH        | ACTUAL    | DOMESTIC | %         | STRANGERS * | %          | ACQUAINTANCE | %          |
| JANUARY      | 7         | 0        | 0%        | 5           | 71%        | 2            | 29%        |
| FEBRUARY     | 7         | 2        | 29%       | 5           | 71%        | 0            | 0%         |
| MARCH        | 3         | 0        | 0%        | 3           | 100%       | 0            | 0%         |
| APRIL        | 6         | 0        | 0%        | 4           | 67%        | 2            | 33%        |
| MAY          | 5         | 0        | 0%        | 5           | 100%       | 0            | 0%         |
| JUNE         | 8         | 1        | 12%       | 5           | 63%        | 2            | 25%        |
| JULY         |           |          |           |             |            |              |            |
| AUGUST       |           |          |           |             |            |              |            |
| SEPTEMBER    |           |          |           |             |            |              |            |
| OCTOBER      |           |          |           |             |            |              |            |
| NOVEMBER     |           |          |           |             |            |              |            |
| DECEMBER     |           |          |           |             |            |              |            |
| <b>TOTAL</b> | <b>36</b> | <b>3</b> | <b>8%</b> | <b>27</b>   | <b>75%</b> | <b>6</b>     | <b>17%</b> |



\* UNKNOWNNS INCLUDED IN WITH STRANGERS

2013  
MONTHLY CRIME COMPARISON

| CRIME                        | JUNE 2013    | JUNE 2012    | # DIFFERENCE | % DIFFERENCE |
|------------------------------|--------------|--------------|--------------|--------------|
| CRIMINAL HOMICIDE            | 8            | 9            | -1           | -11%         |
| RAPE                         | 15           | 10           | 5            | 50%          |
| ROBBERY                      | 198          | 204          | -6           | -3%          |
| AGG. ASSAULT                 | 291          | 310          | -19          | -6%          |
| BURGLARY                     | 552          | 532          | 20           | 4%           |
| RESIDENCE                    | 462          | 442          | 20           | 5%           |
| NON-RESIDENCE                | 90           | 90           | 0            | 0%           |
| LARCENY                      | 1,538        | 1,538        | 0            | 0%           |
| POCKETPICKING                | 5            | 11           | -6           | -55%         |
| PURSE SNATCHING              | 44           | 36           | 8            | 22%          |
| SHOPLIFTING                  | 230          | 248          | -18          | -7%          |
| FROM MOTOR VEHICLES          | 657          | 612          | 45           | 7%           |
| MOTOR VEH. PARTS/ACCESSORIES | 118          | 161          | -43          | -27%         |
| BICYCLES                     | 27           | 11           | 16           | 145%         |
| FROM BUILDINGS               | 167          | 212          | -45          | -21%         |
| FROM COIN OPERATED MACHINES  | 1            | 0            | 1            | 100%         |
| ALL OTHER                    | 289          | 247          | 42           | 17%          |
| AUTO THEFT                   | 419          | 489          | -70          | -14%         |
| <b>TOTAL</b>                 | <b>3,021</b> | <b>3,092</b> | <b>-71</b>   | <b>-2%</b>   |

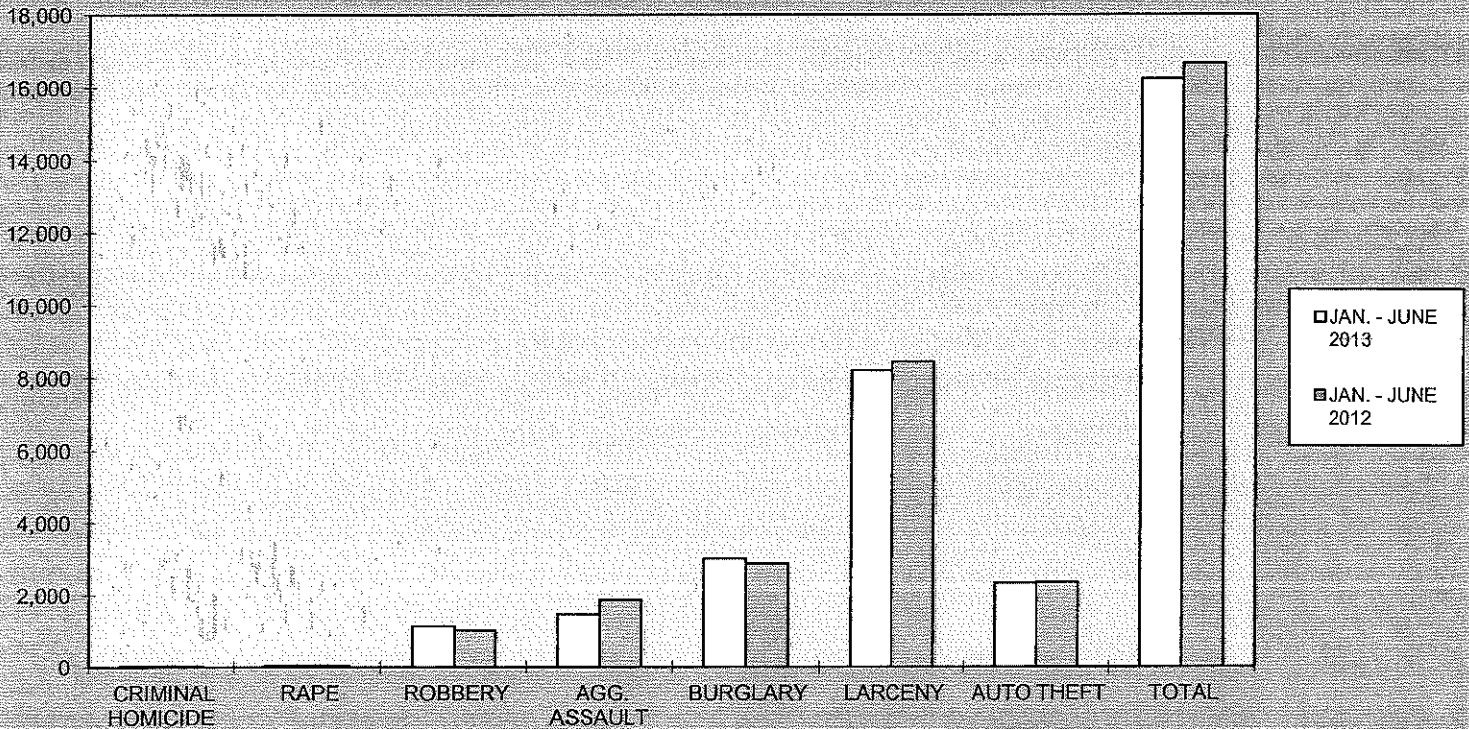


**2013  
YEAR TO DATE CRIME COMPARISON**

**FIRST 6 MONTHS**

| CRIME                        | JAN. - JUNE 2013 | JAN. - JUNE 2012 | # DIFFERENCE | % DIFFERENCE |
|------------------------------|------------------|------------------|--------------|--------------|
| CRIMINAL HOMICIDE            | 36               | 38               | -2           | -5%          |
| RAPE                         | 52               | 60               | -8           | -13%         |
| ROBBERY                      | 1,139            | 1,024            | 115          | 11%          |
| AGG. ASSAULT                 | 1,466            | 1,862            | -396         | -21%         |
| BURGLARY                     | 3,007            | 2,868            | 139          | 5%           |
| RESIDENCE                    | 2,575            | 2,447            | 128          | 5%           |
| NON-RESIDENCE                | 432              | 421              | 11           | 3%           |
| LARCENY                      | 8,209            | 8,448            | -239         | -3%          |
| POCKETPICKING                | 45               | 48               | -3           | -6%          |
| PURSE SNATCHING              | 260              | 208              | 52           | 25%          |
| SHOPLIFTING                  | 1,304            | 1,358            | -54          | -4%          |
| FROM MOTOR VEHICLES          | 3,609            | 3,365            | 244          | 7%           |
| MOTOR VEH. PARTS/ACCESSORIES | 646              | 871              | -225         | -26%         |
| BICYCLES                     | 113              | 72               | 41           | 57%          |
| FROM BUILDINGS               | 884              | 944              | -60          | -6%          |
| FROM COIN OPERATED MACHINES  | 9                | 5                | 4            | 80%          |
| ALL OTHER                    | 1,339            | 1,577            | -238         | -15%         |
| AUTO THEFT                   | 2,328            | 2,354            | -26          | -1%          |
| <b>TOTAL</b>                 | <b>16,237</b>    | <b>16,654</b>    | <b>-417</b>  | <b>-3%</b>   |

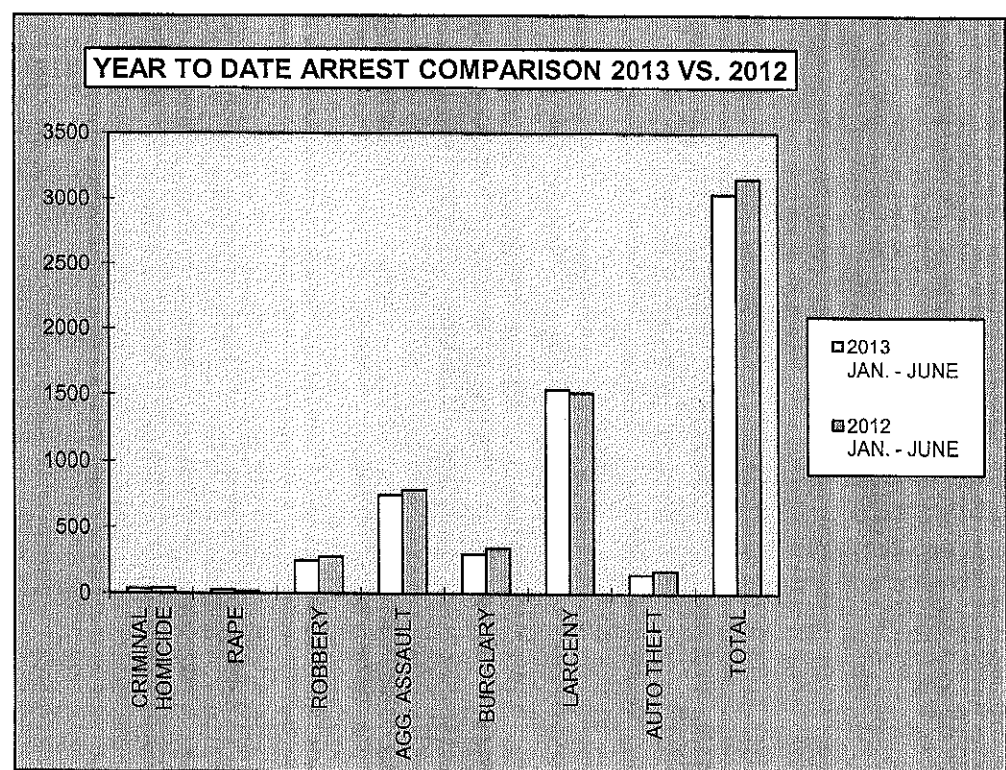
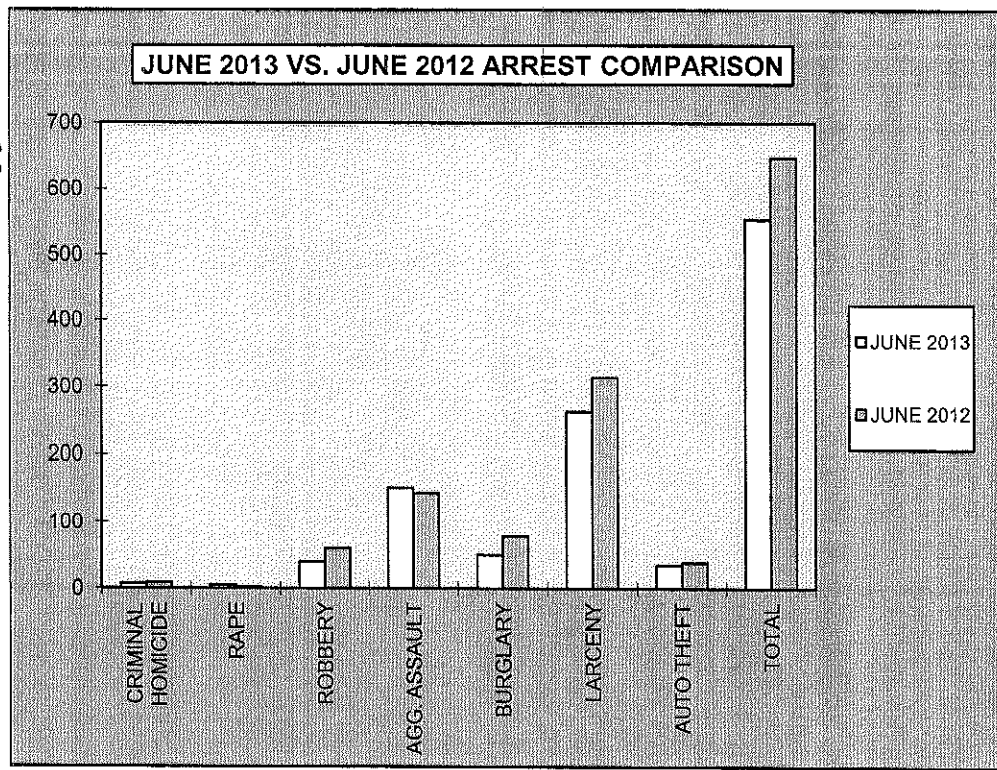
**YEAR TO DATE CRIME COMPARISON**



## 2013 ARREST COMPARISON

| JUNE ARREST COMPARISON |            |            |              |              |
|------------------------|------------|------------|--------------|--------------|
| CRIME                  | JUNE 2013  | JUNE 2012  | # DIFFERENCE | % DIFFERENCE |
| CRIMINAL HOMICIDE      | 7          | 9          | -2           | -22%         |
| RAPE                   | 5          | 2          | 3            | 150%         |
| ROBBERY                | 41         | 61         | -20          | -33%         |
| AGG. ASSAULT           | 150        | 142        | 8            | 6%           |
| BURGLARY               | 51         | 79         | -28          | -35%         |
| LARCENY                | 264        | 315        | -51          | -16%         |
| AUTO THEFT             | 36         | 40         | -4           | -10%         |
| <b>TOTAL</b>           | <b>554</b> | <b>648</b> | <b>-94</b>   | <b>-15%</b>  |

| FIRST 6 MONTHS ARREST COMPARISON |                     |                     |              |              |
|----------------------------------|---------------------|---------------------|--------------|--------------|
| CRIME                            | 2013<br>JAN. - JUNE | 2012<br>JAN. - JUNE | # DIFFERENCE | % DIFFERENCE |
| CRIMINAL HOMICIDE                | 32                  | 37                  | -5           | -14%         |
| RAPE                             | 25                  | 16                  | 9            | 56%          |
| ROBBERY                          | 253                 | 280                 | -27          | -10%         |
| AGG. ASSAULT                     | 742                 | 780                 | -38          | -5%          |
| BURGLARY                         | 301                 | 349                 | -48          | -14%         |
| LARCENY                          | 1,537               | 1,513               | 24           | 2%           |
| AUTO THEFT                       | 146                 | 174                 | -28          | -16%         |
| <b>TOTAL</b>                     | <b>3,036</b>        | <b>3,149</b>        | <b>-113</b>  | <b>-4%</b>   |

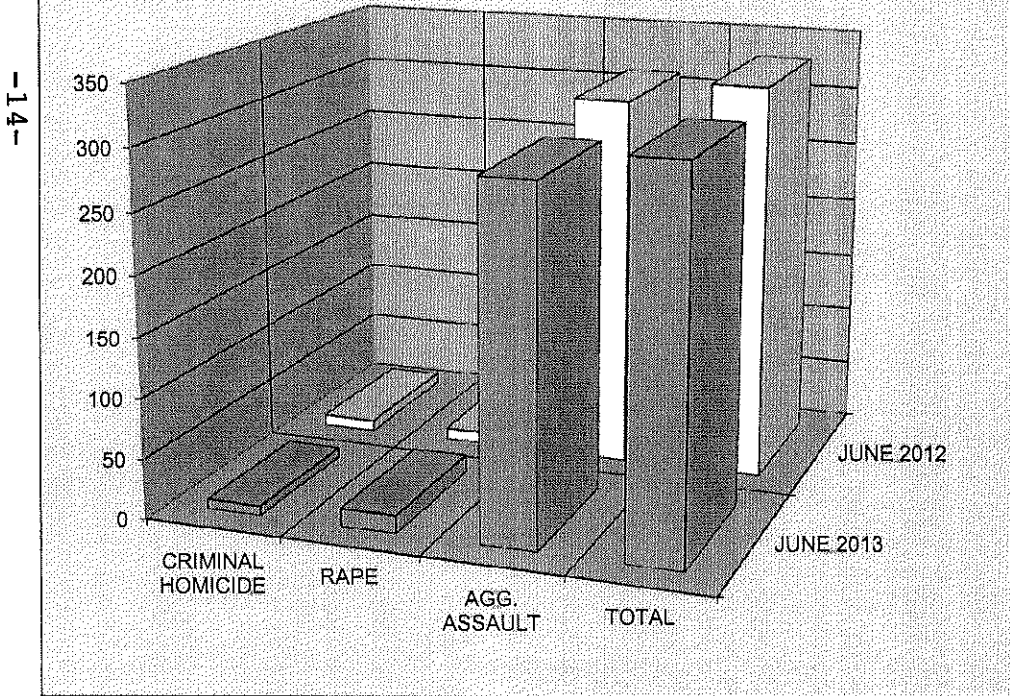


**2013  
CRIME COMPARISON  
CRIMES AGAINST PERSONS**

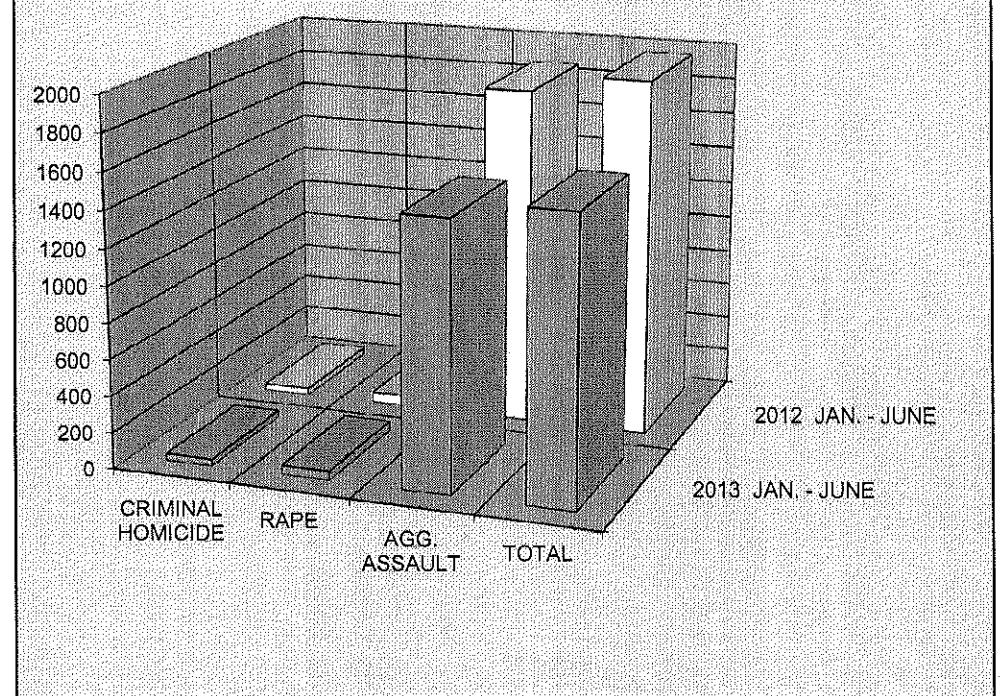
| JUNE              |            |            |              |              |
|-------------------|------------|------------|--------------|--------------|
| CRIME             | JUNE 2013  | JUNE 2012  | # DIFFERENCE | % DIFFERENCE |
| CRIMINAL HOMICIDE | 8          | 9          | -1           | -11%         |
| RAPE              | 15         | 10         | 5            | 50%          |
| AGG. ASSAULT      | 291        | 310        | -19          | -6%          |
| <b>TOTAL</b>      | <b>314</b> | <b>329</b> | <b>-15</b>   | <b>-5%</b>   |

| FIRST 6 MONTHS    |                     |                     |              |              |
|-------------------|---------------------|---------------------|--------------|--------------|
| CRIME             | 2013<br>JAN. - JUNE | 2012<br>JAN. - JUNE | # DIFFERENCE | % DIFFERENCE |
| CRIMINAL HOMICIDE | 36                  | 38                  | -2           | -5%          |
| RAPE              | 52                  | 60                  | -8           | -13%         |
| AGG. ASSAULT      | 1,466               | 1,862               | -396         | -21%         |
| <b>TOTAL</b>      | <b>1,554</b>        | <b>1,960</b>        | <b>-406</b>  | <b>-21%</b>  |

**JUNE CRIMES AGAINST PERSONS**



**YEAR TO DATE CRIMES AGAINST PERSONS**



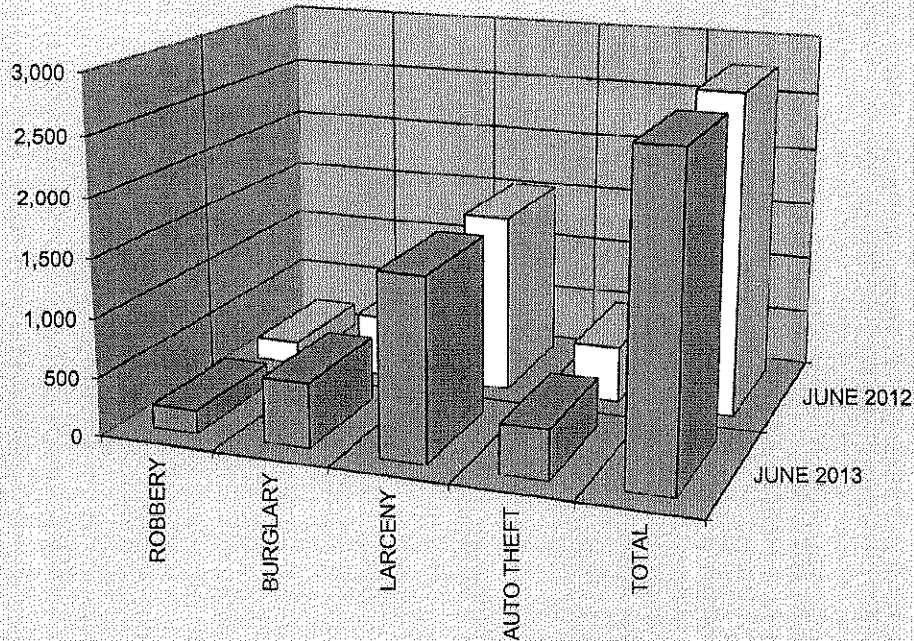


**2013  
CRIME COMPARISON  
CRIMES AGAINST PROPERTY**

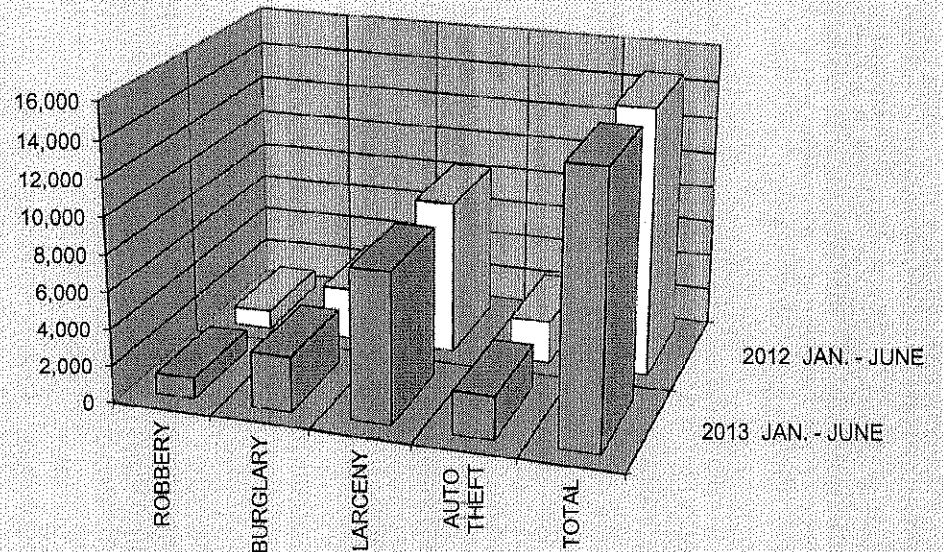
| JUNE         |              |              |              |              |
|--------------|--------------|--------------|--------------|--------------|
| CRIME        | JUNE 2013    | JUNE 2012    | # DIFFERENCE | % DIFFERENCE |
| ROBBERY      | 198          | 204          | -6           | -3%          |
| BURGLARY     | 552          | 532          | 20           | 4%           |
| LARCENY      | 1,538        | 1,538        | 0            | 0%           |
| AUTO THEFT   | 419          | 489          | -70          | -14%         |
| <b>TOTAL</b> | <b>2,707</b> | <b>2,763</b> | <b>-56</b>   | <b>-2%</b>   |

| FIRST 6 MONTHS |                     |                     |              |              |
|----------------|---------------------|---------------------|--------------|--------------|
| CRIME          | 2013<br>JAN. - JUNE | 2012<br>JAN. - JUNE | # DIFFERENCE | % DIFFERENCE |
| ROBBERY        | 1,139               | 1,024               | 115          | 11%          |
| BURGLARY       | 3,007               | 2,868               | 139          | 5%           |
| LARCENY        | 8,209               | 8,448               | -239         | -3%          |
| AUTO THEFT     | 2,328               | 2,354               | -26          | -1%          |
| <b>TOTAL</b>   | <b>14,683</b>       | <b>14,694</b>       | <b>-11</b>   | <b>0%</b>    |

**JUNE CRIMES AGAINST PROPERTY**



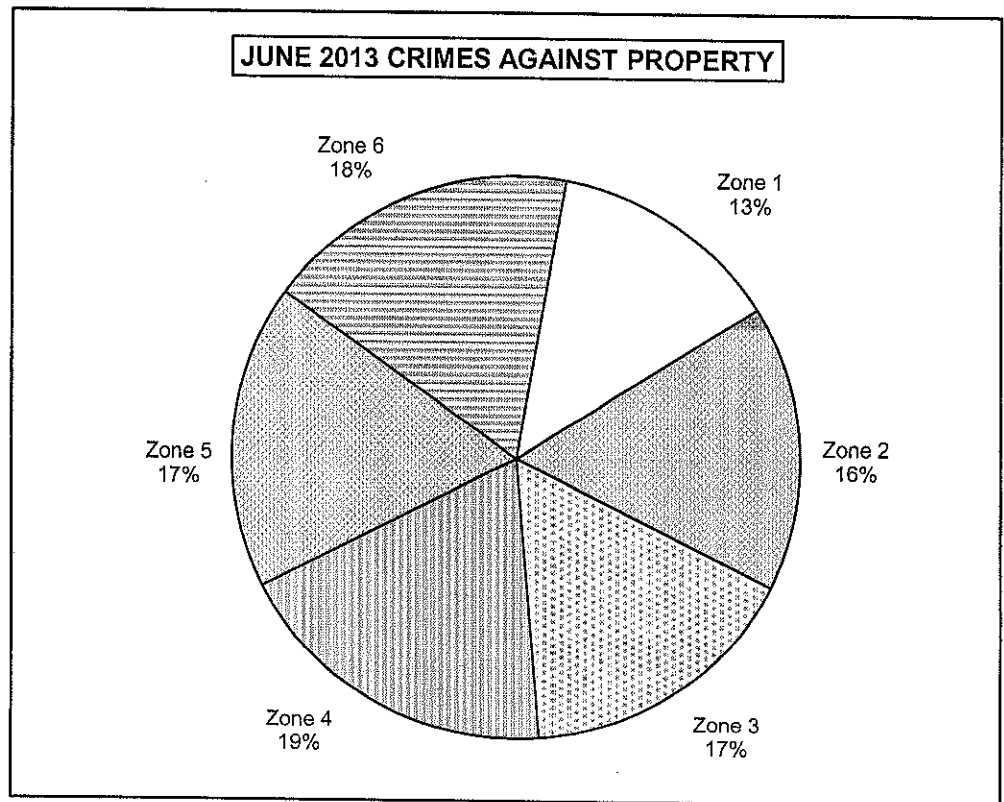
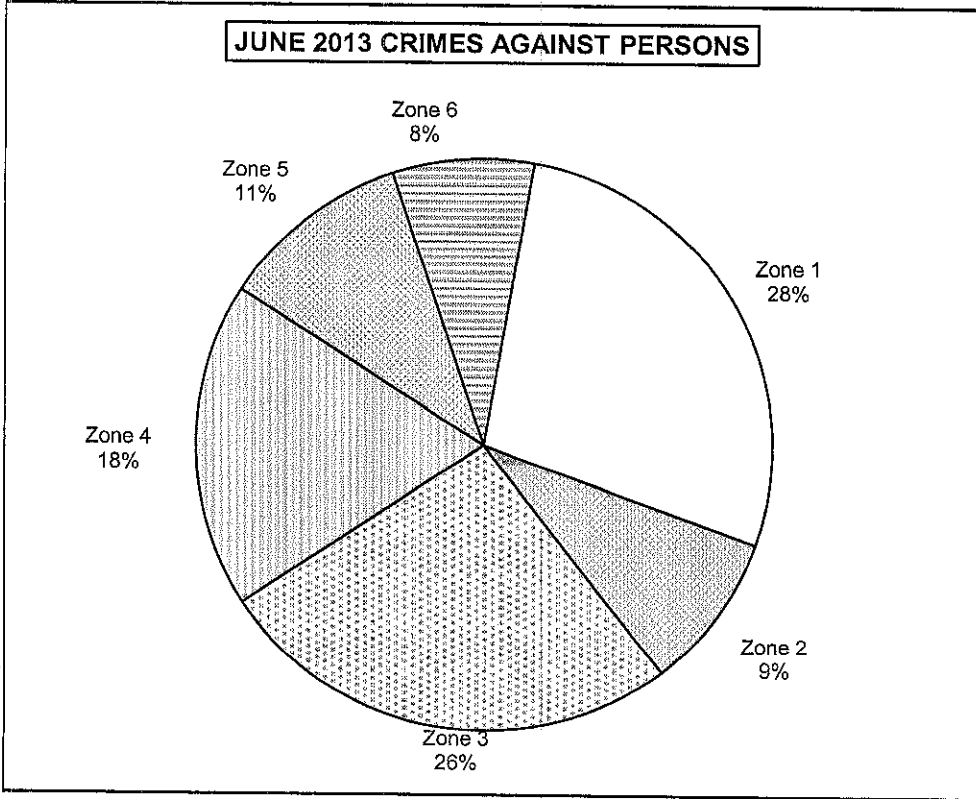
**YEAR TO DATE CRIMES AGAINST PROPERTY**



**2013  
AREA BREAKDOWN  
CRIMES AGAINST PERSONS AND PROPERTY**

| JUNE 2013 CRIMES AGAINST PERSONS BY ZONE |           |           |           |           |           |           |
|--|-----------|-----------|-----------|-----------|-----------|-----------|
| CRIME                                    | Zone 1    | Zone 2    | Zone 3    | Zone 4    | Zone 5    | Zone 6    |
| CRIMINAL HOMICIDE                        | 5         | 1         | 1         | 1         | 0         | 0         |
| RAPE                                     | 3         | 3         | 4         | 2         | 0         | 3         |
| AGG. ASSAULT                             | 79        | 24        | 78        | 54        | 34        | 22        |
| <b>TOTAL CRIMES AGAINST PERSONS</b>      | <b>87</b> | <b>28</b> | <b>83</b> | <b>57</b> | <b>34</b> | <b>25</b> |

| JUNE 2013 CRIMES AGAINST PROPERTY BY ZONE |            |            |            |            |            |            |
|---|------------|------------|------------|------------|------------|------------|
| CRIME                                     | Zone 1     | Zone 2     | Zone 3     | Zone 4     | Zone 5     | Zone 6     |
| ROBBERY                                   | 36         | 21         | 33         | 43         | 34         | 31         |
| BURGLARY                                  | 113        | 62         | 137        | 136        | 23         | 81         |
| LARCENY                                   | 148        | 300        | 198        | 242        | 366        | 284        |
| AUTO THEFT                                | 64         | 56         | 75         | 89         | 46         | 89         |
| <b>TOTAL CRIMES AGAINST PROPERTY</b>      | <b>361</b> | <b>439</b> | <b>443</b> | <b>510</b> | <b>469</b> | <b>485</b> |

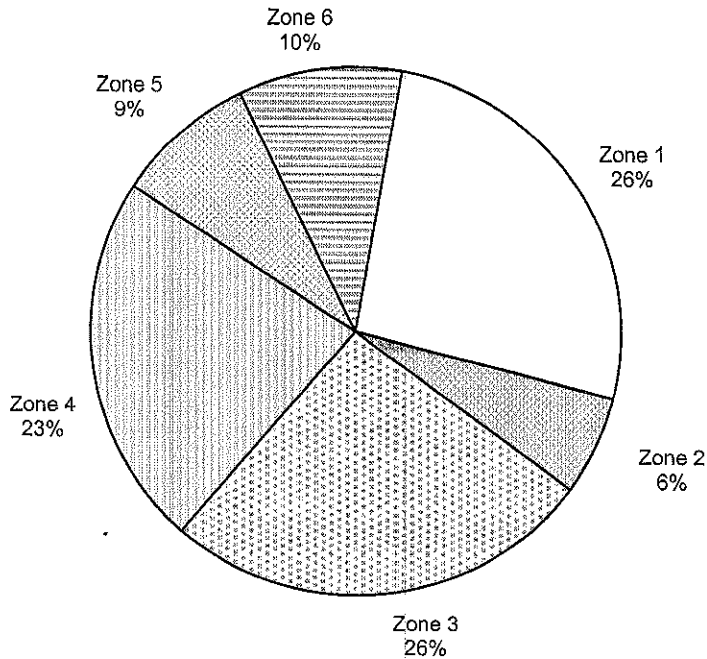


**2013  
YEAR TO DATE AREA BREAKDOWN  
CRIMES AGAINST PERSONS AND PROPERTY**

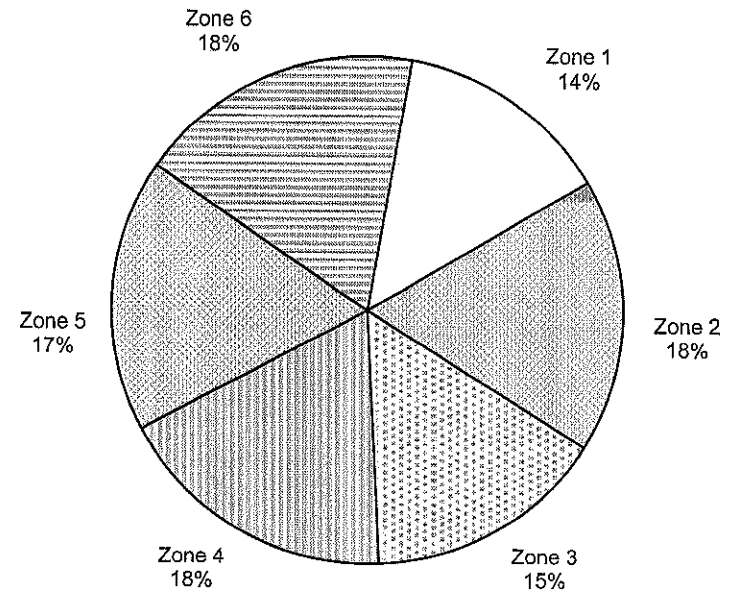
| FIRST 6 MONTHS 2013 CRIMES AGAINST PERSONS BY ZONE |            |           |            |            |            |            |
|--|------------|-----------|------------|------------|------------|------------|
| CRIME  | Zone 1     | Zone 2    | Zone 3     | Zone 4     | Zone 5     | Zone 6     |
| CRIMINAL HOMICIDE                                  | 18         | 3         | 5          | 7          | 0          | 3          |
| RAPE   | 8          | 10        | 15         | 11         | 4          | 4          |
| AGG. ASSAULT                                       | 381        | 81        | 390        | 336        | 130        | 148        |
| <b>TOTAL CRIMES AGAINST PERSONS</b>                | <b>407</b> | <b>94</b> | <b>410</b> | <b>354</b> | <b>134</b> | <b>155</b> |

| FIRST 6 MONTHS 2013 CRIMES AGAINST PROPERTY BY ZONE |              |              |              |              |              |              |
|---|--------------|--------------|--------------|--------------|--------------|--------------|
| CRIME   | Zone 1       | Zone 2       | Zone 3       | Zone 4       | Zone 5       | Zone 6       |
| ROBBERY   | 207          | 135          | 185          | 258          | 149          | 205          |
| BURGLARY  | 639          | 374          | 626          | 727          | 148          | 493          |
| LARCENY   | 814          | 1,828        | 917          | 1,166        | 2,008        | 1,476        |
| AUTO THEFT  | 352          | 232          | 518          | 482          | 252          | 492          |
| <b>TOTAL CRIMES AGAINST PROPERTY</b>                | <b>2,012</b> | <b>2,569</b> | <b>2,246</b> | <b>2,633</b> | <b>2,557</b> | <b>2,666</b> |

**2013 YEAR TO DATE CRIMES AGAINST PERSONS**

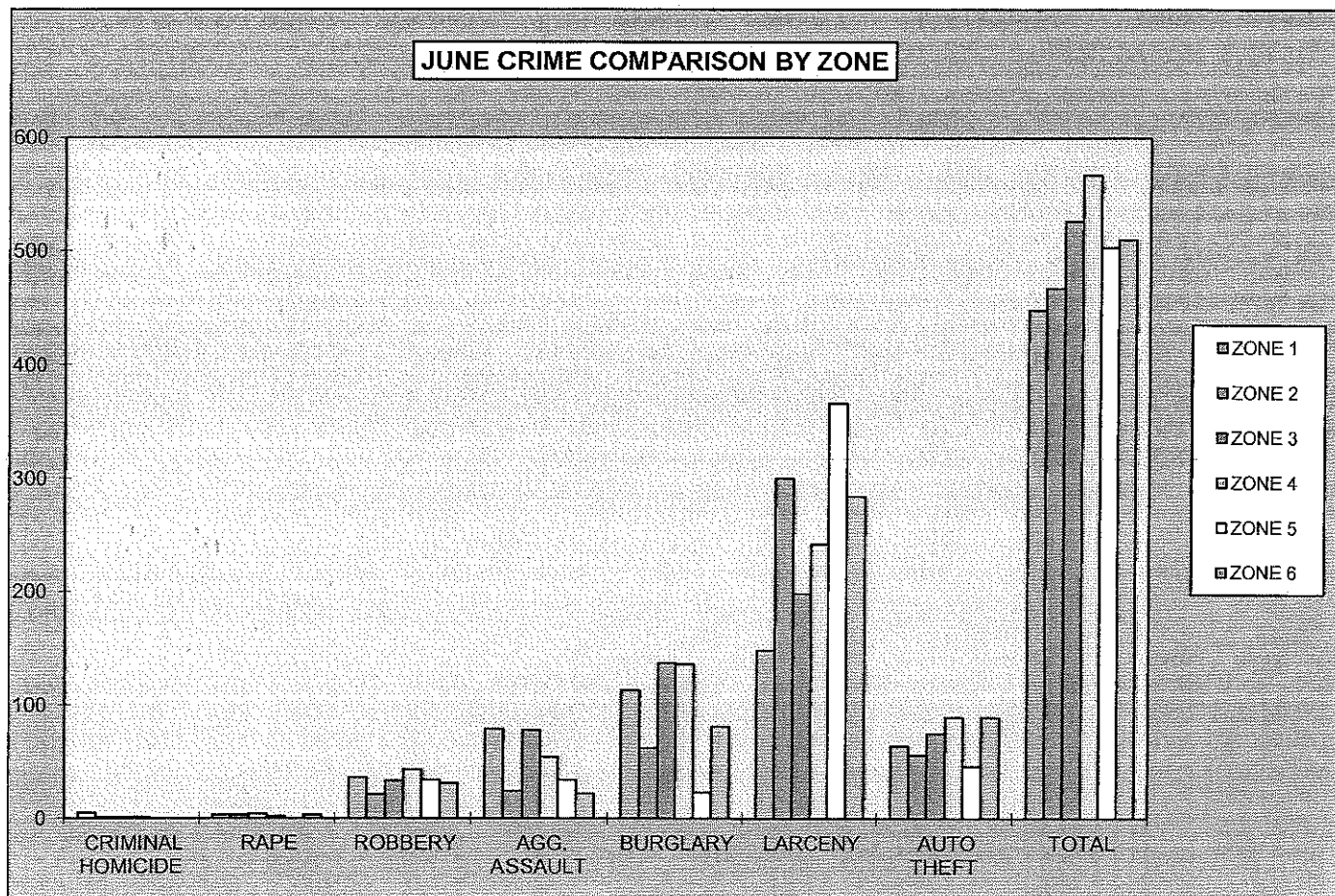


**2013 YEAR TO DATE CRIMES AGAINST PROPERTY**



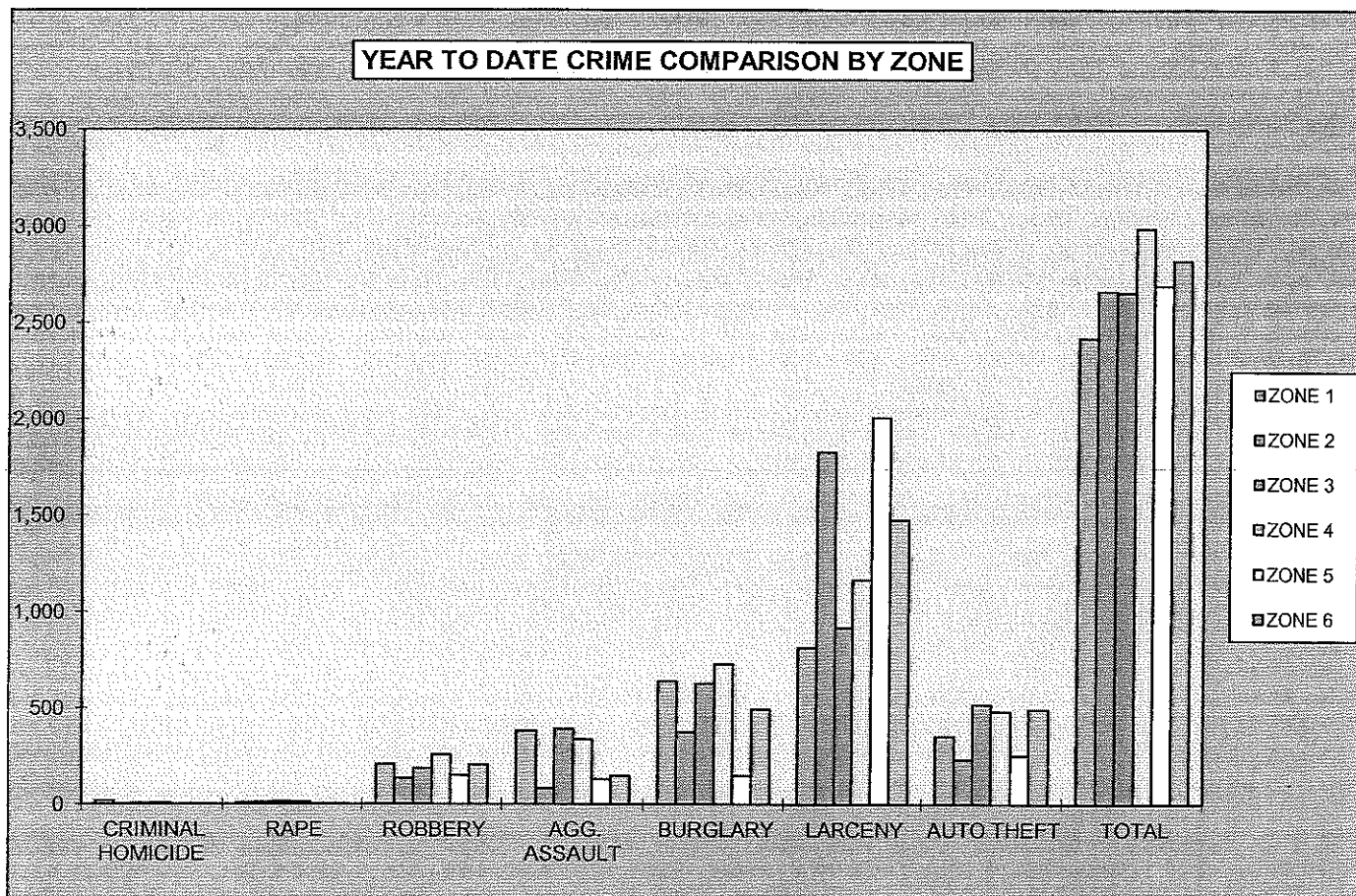
**2013  
AREA BREAKDOWN**

| <b>JUNE CRIME COMPARISON BY ZONE</b> |               |               |               |               |               |               |
|--------------------------------------|---------------|---------------|---------------|---------------|---------------|---------------|
| <b>CRIME</b>                         | <b>ZONE 1</b> | <b>ZONE 2</b> | <b>ZONE 3</b> | <b>ZONE 4</b> | <b>ZONE 5</b> | <b>ZONE 6</b> |
| CRIMINAL HOMICIDE                    | 5             | 1             | 1             | 1             | 0             | 0             |
| RAPE                                 | 3             | 3             | 4             | 2             | 0             | 3             |
| ROBBERY                              | 36            | 21            | 33            | 43            | 34            | 31            |
| AGG. ASSAULT                         | 79            | 24            | 78            | 54            | 34            | 22            |
| BURGLARY                             | 113           | 62            | 137           | 136           | 23            | 81            |
| RESIDENCE                            | 102           | 43            | 118           | 121           | 10            | 68            |
| NON-RESIDENCE                        | 11            | 19            | 19            | 15            | 13            | 13            |
| LARCENY                              | 148           | 300           | 198           | 242           | 366           | 284           |
| POCKETPICKING                        | 0             | 1             | 0             | 1             | 3             | 0             |
| PURSE SNATCHING                      | 3             | 6             | 10            | 7             | 13            | 5             |
| SHOPLIFTING                          | 29            | 57            | 27            | 73            | 21            | 23            |
| FROM MOTOR VEHICLES                  | 35            | 144           | 69            | 61            | 178           | 170           |
| MOTOR VEH. PARTS/ACCESSORIES         | 17            | 23            | 20            | 18            | 27            | 13            |
| BICYCLES                             | 4             | 0             | 2             | 1             | 8             | 12            |
| FROM BUILDINGS                       | 16            | 29            | 17            | 30            | 58            | 17            |
| FROM COIN OPERATED MACHINES          | 0             | 0             | 0             | 1             | 0             | 0             |
| ALL OTHER                            | 44            | 40            | 53            | 50            | 58            | 44            |
| AUTO THEFT                           | 64            | 56            | 75            | 89            | 46            | 89            |
| <b>TOTAL</b>                         | <b>448</b>    | <b>467</b>    | <b>526</b>    | <b>567</b>    | <b>503</b>    | <b>510</b>    |



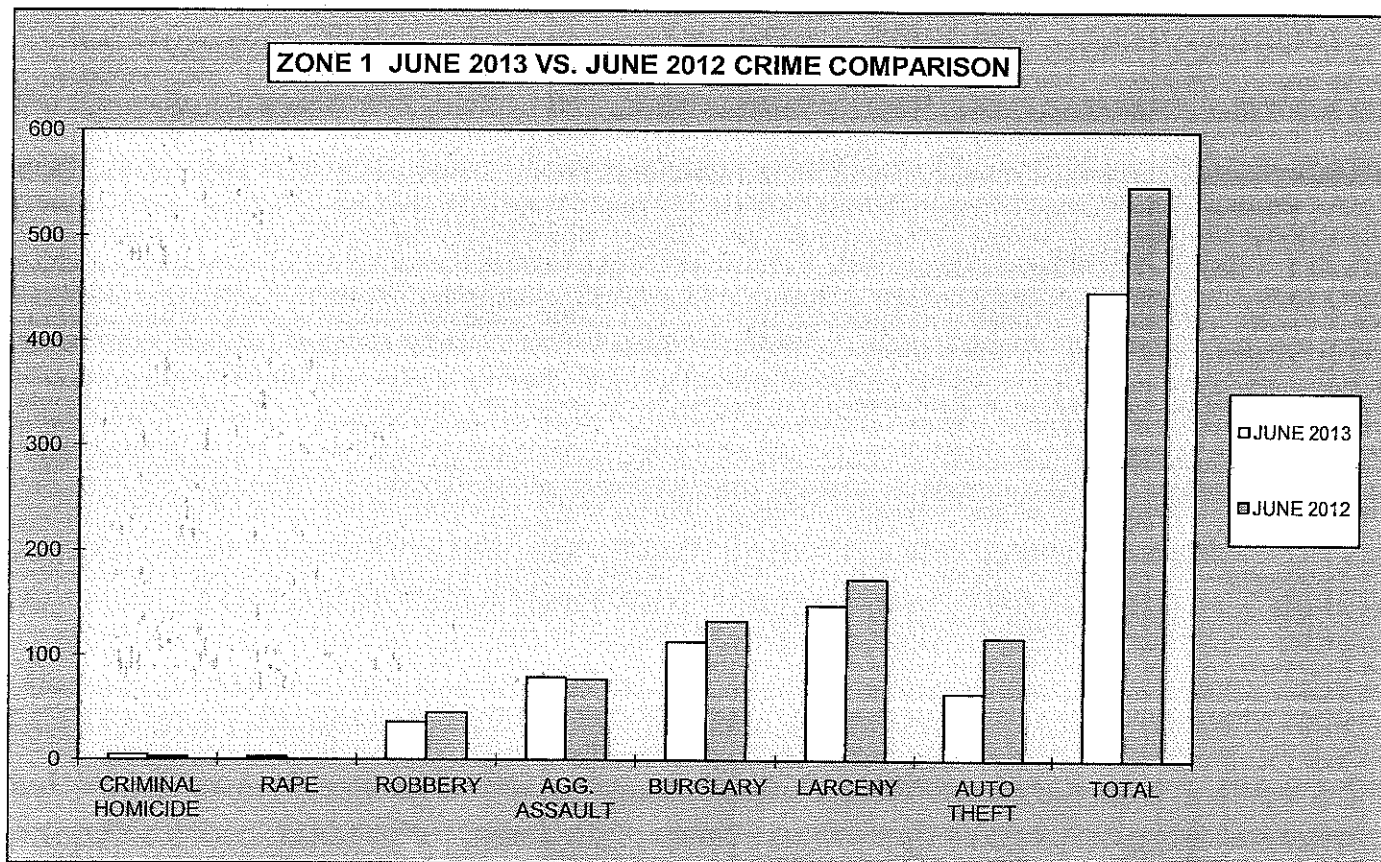
**2013  
YEAR TO DATE AREA BREAKDOWN**

| <b>FIRST 6 MONTHS CRIME COMPARISON BY ZONE</b> |               |               |               |               |               |               |
|--|---------------|---------------|---------------|---------------|---------------|---------------|
| <b>CRIME</b>                                   | <b>ZONE 1</b> | <b>ZONE 2</b> | <b>ZONE 3</b> | <b>ZONE 4</b> | <b>ZONE 5</b> | <b>ZONE 6</b> |
| CRIMINAL HOMICIDE                              | 18            | 3             | 5             | 7             | 0             | 3             |
| RAPE   | 8             | 10            | 15            | 11            | 4             | 4             |
| ROBBERY  | 207           | 135           | 185           | 258           | 149           | 205           |
| AGG. ASSAULT                                   | 381           | 81            | 390           | 336           | 130           | 148           |
| BURGLARY                                       | 639           | 374           | 626           | 727           | 148           | 493           |
| RESIDENCE                                      | 571           | 290           | 549           | 673           | 83            | 409           |
| NON-RESIDENCE                                  | 68            | 84            | 77            | 54            | 65            | 84            |
| LARCENY  | 814           | 1,828         | 917           | 1,166         | 2,008         | 1,476         |
| POCKETPICKING                                  | 2             | 6             | 6             | 2             | 19            | 10            |
| PURSE SNATCHING                                | 39            | 22            | 33            | 47            | 73            | 46            |
| SHOPLIFTING                                    | 161           | 393           | 101           | 285           | 135           | 229           |
| FROM MOTOR VEHICLES                            | 212           | 908           | 321           | 320           | 1,075         | 773           |
| MOTOR VEH. PARTS/ACCESSORIES                   | 89            | 103           | 96            | 94            | 160           | 104           |
| BICYCLES                                       | 7             | 7             | 7             | 11            | 40            | 41            |
| FROM BUILDINGS                                 | 88            | 204           | 109           | 128           | 271           | 84            |
| FROM COIN OPERATED MACHINES                    | 0             | 0             | 0             | 4             | 5             | 0             |
| ALL OTHER                                      | 216           | 185           | 244           | 275           | 230           | 189           |
| AUTO THEFT                                     | 352           | 232           | 518           | 482           | 252           | 492           |
| <b>TOTAL</b>                                   | <b>2,419</b>  | <b>2,663</b>  | <b>2,656</b>  | <b>2,987</b>  | <b>2,691</b>  | <b>2,821</b>  |



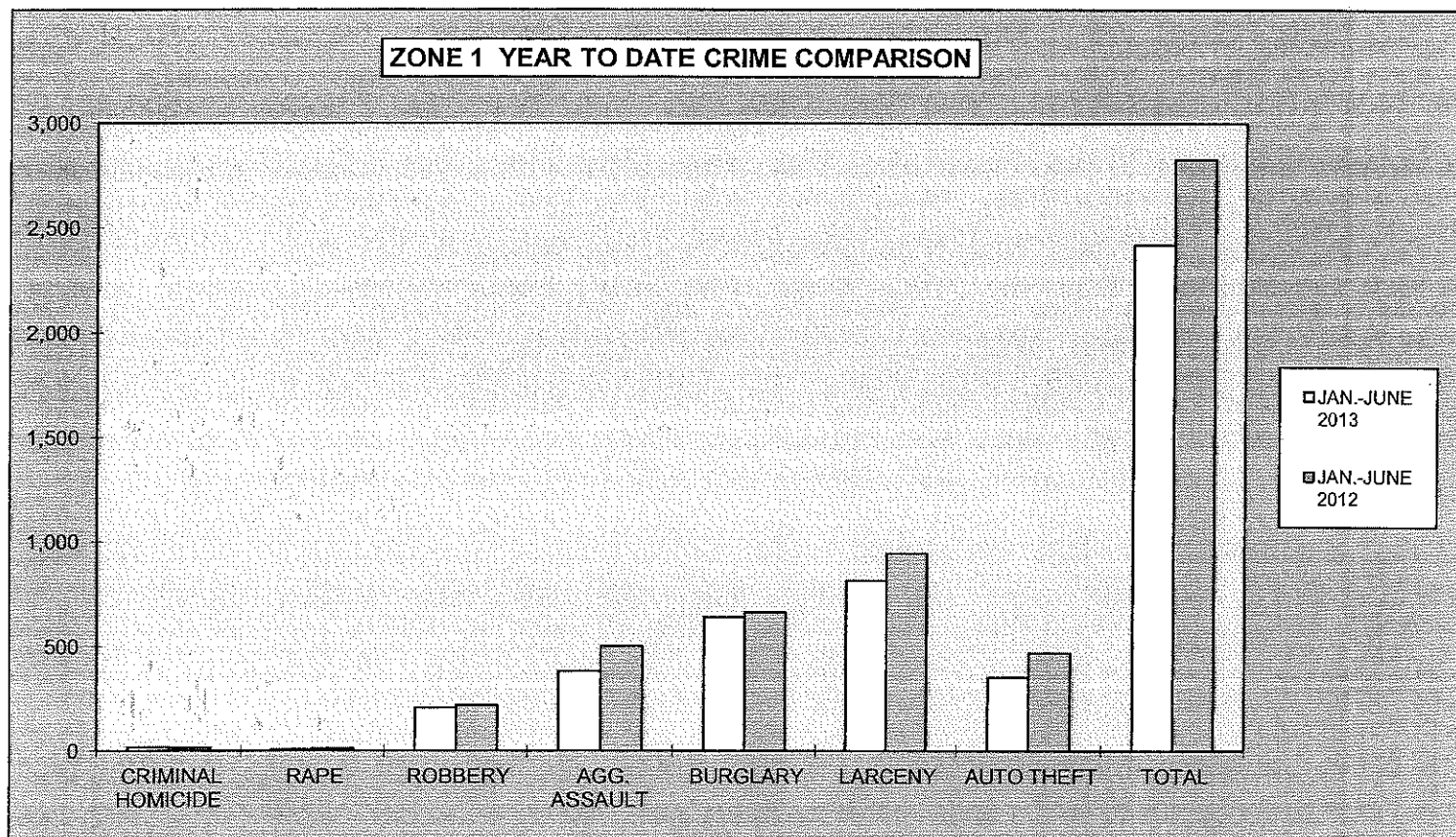
2013  
MONTHLY CRIME COMPARISON

| ZONE 1                       |            |            |              |              |
|------------------------------|------------|------------|--------------|--------------|
| CRIME                        | JUNE 2013  | JUNE 2012  | # DIFFERENCE | % DIFFERENCE |
| CRIMINAL HOMICIDE            | 5          | 3          | 2            | 67%          |
| RAPE                         | 3          | 0          | 3            | 100%         |
| ROBBERY                      | 36         | 45         | -9           | -20%         |
| AGG. ASSAULT                 | 79         | 77         | 2            | 3%           |
| BURGLARY                     | 113        | 133        | -20          | -15%         |
| RESIDENCE                    | 102        | 125        | -23          | -18%         |
| NON-RESIDENCE                | 11         | 8          | 3            | 38%          |
| LARCENY                      | 148        | 173        | -25          | -14%         |
| POCKETPICKING                | 0          | 0          | 0            | 0%           |
| PURSE SNATCHING              | 3          | 4          | -1           | -25%         |
| SHOPLIFTING                  | 29         | 11         | 18           | 164%         |
| FROM MOTOR VEHICLES          | 35         | 63         | -28          | -44%         |
| MOTOR VEH. PARTS/ACCESSORIES | 17         | 21         | -4           | -19%         |
| BICYCLES                     | 4          | 1          | 3            | 300%         |
| FROM BUILDINGS               | 16         | 28         | -12          | -43%         |
| FROM COIN OPERATED MACHINES  | 0          | 0          | 0            | 0%           |
| ALL OTHER                    | 44         | 45         | -1           | -2%          |
| AUTO THEFT                   | 64         | 117        | -53          | -45%         |
| <b>TOTAL</b>                 | <b>448</b> | <b>548</b> | <b>-100</b>  | <b>-18%</b>  |



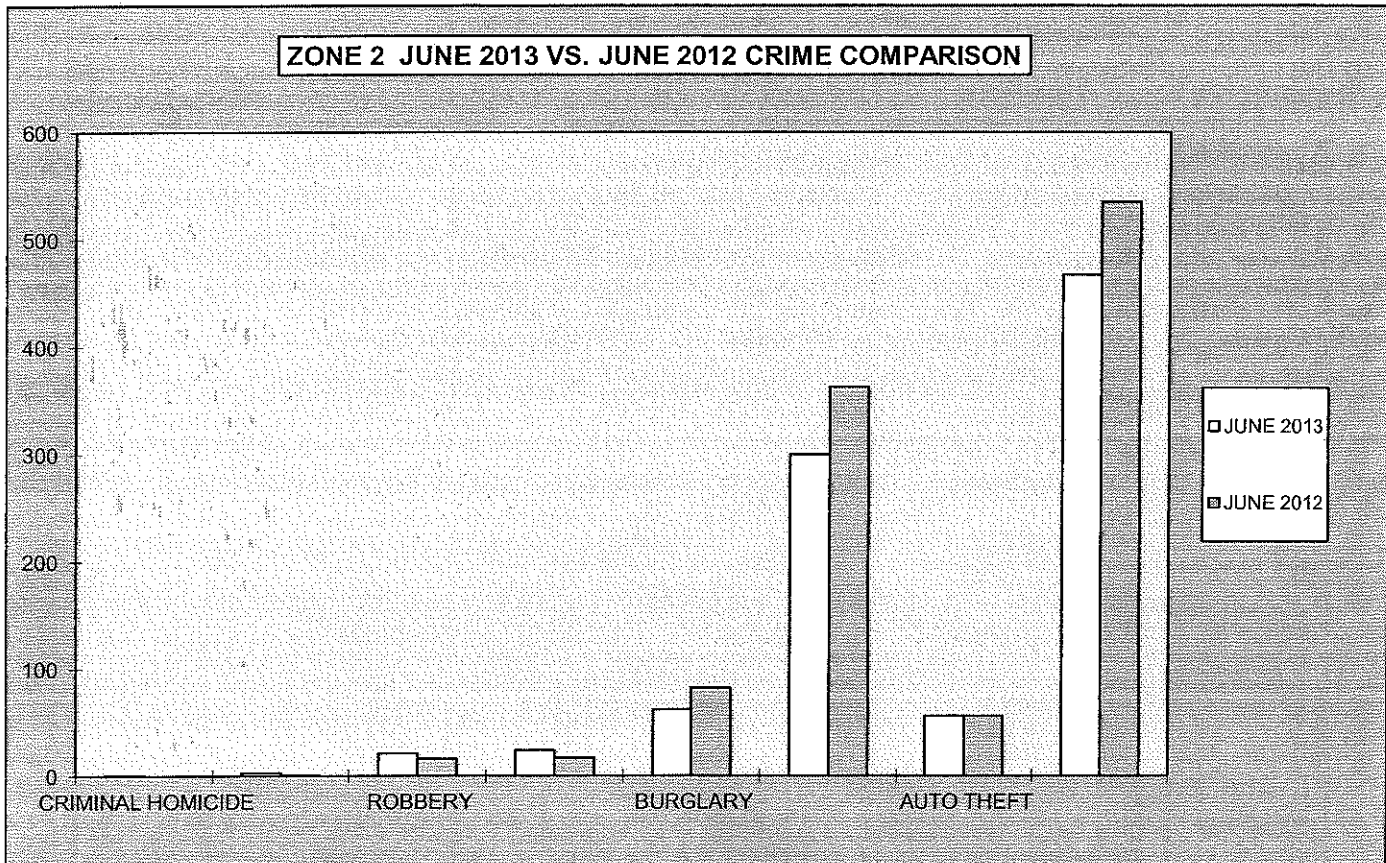
**2013  
YEAR TO DATE CRIME COMPARISON**

| <b>ZONE 1</b>                |                       |                       |                     |                     |
|------------------------------|-----------------------|-----------------------|---------------------|---------------------|
| <b>CRIME</b>                 | <b>JAN.-JUNE 2013</b> | <b>JAN.-JUNE 2012</b> | <b># DIFFERENCE</b> | <b>% DIFFERENCE</b> |
| CRIMINAL HOMICIDE            | 18                    | 15                    | 3                   | 20%                 |
| RAPE                         | 8                     | 13                    | -5                  | -38%                |
| ROBBERY                      | 207                   | 219                   | -12                 | -5%                 |
| AGG. ASSAULT                 | 381                   | 502                   | -121                | -24%                |
| BURGLARY                     | 639                   | 663                   | -24                 | -4%                 |
| RESIDENCE                    | 571                   | 598                   | -27                 | -5%                 |
| NON-RESIDENCE                | 68                    | 65                    | 3                   | 5%                  |
| LARCENY                      | 814                   | 945                   | -131                | -14%                |
| POCKETPICKING                | 2                     | 1                     | 1                   | 100%                |
| PURSE SNATCHING              | 39                    | 24                    | 15                  | 63%                 |
| SHOPLIFTING                  | 161                   | 74                    | 87                  | 118%                |
| FROM MOTOR VEHICLES          | 212                   | 292                   | -80                 | -27%                |
| MOTOR VEH. PARTS/ACCESSORIES | 89                    | 127                   | -38                 | -30%                |
| BICYCLES                     | 7                     | 6                     | 1                   | 17%                 |
| FROM BUILDINGS               | 88                    | 120                   | -32                 | -27%                |
| FROM COIN OPERATED MACHINES  | 0                     | 0                     | 0                   | 0%                  |
| ALL OTHER                    | 216                   | 301                   | -85                 | -28%                |
| AUTO THEFT                   | 352                   | 469                   | -117                | -25%                |
| <b>TOTAL</b>                 | <b>2,419</b>          | <b>2,826</b>          | <b>-407</b>         | <b>-14%</b>         |



**2013  
MONTHLY CRIME COMPARISON**

| <b>ZONE 2</b>                |                  |                  |                     |                     |
|------------------------------|------------------|------------------|---------------------|---------------------|
| <b>CRIME</b>                 | <b>JUNE 2013</b> | <b>JUNE 2012</b> | <b># DIFFERENCE</b> | <b>% DIFFERENCE</b> |
| CRIMINAL HOMICIDE            | 1                | 0                | 1                   | 100%                |
| RAPE                         | 3                | 1                | 2                   | 200%                |
| ROBBERY                      | 21               | 16               | 5                   | 31%                 |
| AGG. ASSAULT                 | 24               | 17               | 7                   | 41%                 |
| BURGLARY                     | 62               | 82               | -20                 | -24%                |
| RESIDENCE                    | 43               | 53               | -10                 | -19%                |
| NON-RESIDENCE                | 19               | 29               | -10                 | -34%                |
| LARCENY                      | 300              | 363              | -63                 | -17%                |
| POCKETPICKING                | 1                | 2                | -1                  | -50%                |
| PURSE SNATCHING              | 6                | 3                | 3                   | 100%                |
| SHOPLIFTING                  | 57               | 74               | -17                 | -23%                |
| FROM MOTOR VEHICLES          | 144              | 162              | -18                 | -11%                |
| MOTOR VEH. PARTS/ACCESSORIES | 23               | 38               | -15                 | -39%                |
| BICYCLES                     | 0                | 1                | -1                  | -100%               |
| FROM BUILDINGS               | 29               | 41               | -12                 | -29%                |
| FROM COIN OPERATED MACHINES  | 0                | 0                | 0                   | 0%                  |
| ALL OTHER                    | 40               | 42               | -2                  | -5%                 |
| AUTO THEFT                   | 56               | 56               | 0                   | 0%                  |
| <b>TOTAL</b>                 | <b>467</b>       | <b>535</b>       | <b>-68</b>          | <b>-13%</b>         |



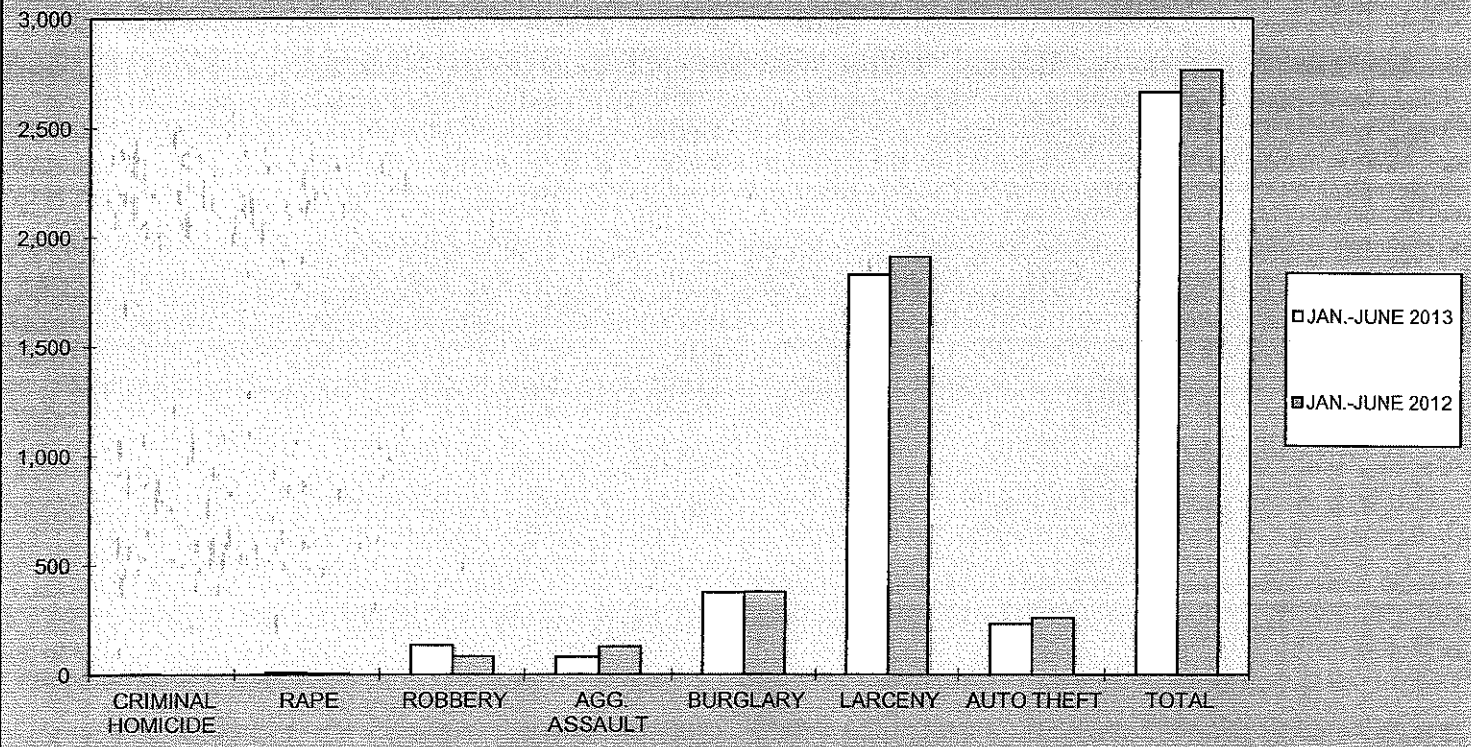


**2013  
YEAR TO DATE CRIME COMPARISON**

**ZONE 2**

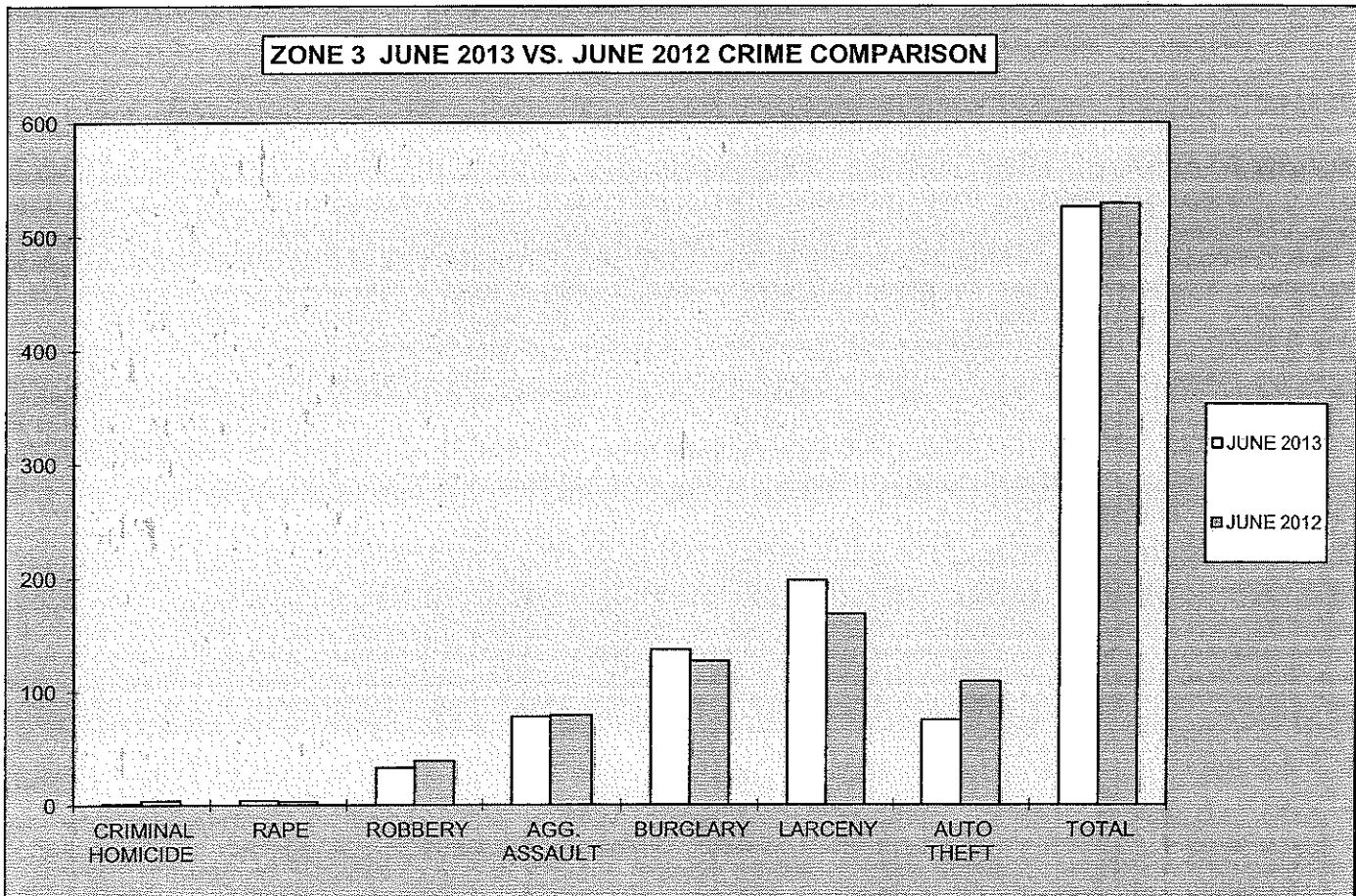
| CRIME                        | JAN.-JUNE 2013 | JAN.-JUNE 2012 | # DIFFERENCE | % DIFFERENCE |
|------------------------------|----------------|----------------|--------------|--------------|
| CRIMINAL HOMICIDE            | 3              | 0              | 3            | 100%         |
| RAPE                         | 10             | 6              | 4            | 67%          |
| ROBBERY                      | 135            | 84             | 51           | 61%          |
| AGG. ASSAULT                 | 81             | 128            | -47          | -37%         |
| BURGLARY                     | 374            | 377            | -3           | -1%          |
| RESIDENCE                    | 290            | 282            | 8            | 3%           |
| NON-RESIDENCE                | 84             | 95             | -11          | -12%         |
| LARCENY                      | 1,828          | 1,910          | -82          | -4%          |
| POCKETPICKING                | 6              | 17             | -11          | -65%         |
| PURSE SNATCHING              | 22             | 31             | -9           | -29%         |
| SHOPLIFTING                  | 393            | 416            | -23          | -6%          |
| FROM MOTOR VEHICLES          | 908            | 819            | 89           | 11%          |
| MOTOR VEH. PARTS/ACCESSORIES | 103            | 178            | -75          | -42%         |
| BICYCLES                     | 7              | 10             | -3           | -30%         |
| FROM BUILDINGS               | 204            | 187            | 17           | 9%           |
| FROM COIN OPERATED MACHINES  | 0              | 0              | 0            | 0%           |
| ALL OTHER                    | 185            | 252            | -67          | -27%         |
| AUTO THEFT                   | 232            | 258            | -26          | -10%         |
| <b>TOTAL</b>                 | <b>2,663</b>   | <b>2,763</b>   | <b>-100</b>  | <b>-4%</b>   |

**ZONE 2 YEAR TO DATE CRIME COMPARISON**



**2013  
MONTHLY CRIME COMPARISON**

| <b>ZONE 3</b>                |                  |                  |                     |                     |
|------------------------------|------------------|------------------|---------------------|---------------------|
| <b>CRIME</b>                 | <b>JUNE 2013</b> | <b>JUNE 2012</b> | <b># DIFFERENCE</b> | <b>% DIFFERENCE</b> |
| CRIMINAL HOMICIDE            | 1                | 4                | -3                  | -75%                |
| RAPE                         | 4                | 3                | 1                   | 33%                 |
| ROBBERY                      | 33               | 39               | -6                  | -15%                |
| AGG. ASSAULT                 | 78               | 79               | -1                  | -1%                 |
| BURGLARY                     | 137              | 127              | 10                  | 8%                  |
| RESIDENCE                    | 118              | 109              | 9                   | 8%                  |
| NON-RESIDENCE                | 19               | 18               | 1                   | 6%                  |
| LARCENY                      | 198              | 168              | 30                  | 18%                 |
| POCKETPICKING                | 0                | 0                | 0                   | 0%                  |
| PURSE SNATCHING              | 10               | 7                | 3                   | 43%                 |
| SHOPLIFTING                  | 27               | 19               | 8                   | 42%                 |
| FROM MOTOR VEHICLES          | 69               | 41               | 28                  | 68%                 |
| MOTOR VEH. PARTS/ACCESSORIES | 20               | 26               | -6                  | -23%                |
| BICYCLES                     | 2                | 1                | 1                   | 100%                |
| FROM BUILDINGS               | 17               | 28               | -11                 | -39%                |
| FROM COIN OPERATED MACHINES  | 0                | 0                | 0                   | 0%                  |
| ALL OTHER                    | 53               | 46               | 7                   | 15%                 |
| AUTO THEFT                   | 75               | 109              | -34                 | -31%                |
| <b>TOTAL</b>                 | <b>526</b>       | <b>529</b>       | <b>-3</b>           | <b>-1%</b>          |

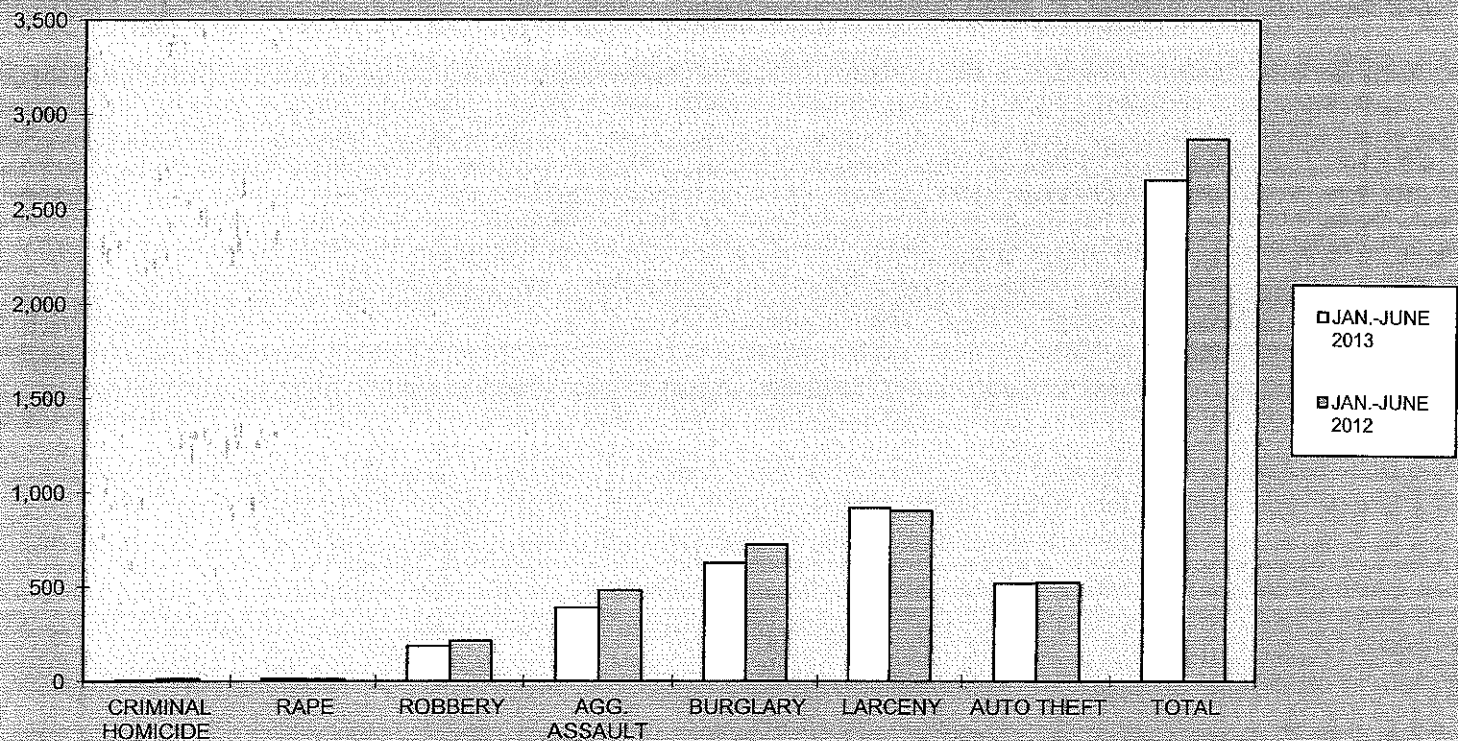


**2013  
YEAR TO DATE CRIME COMPARISON**

**ZONE 3**

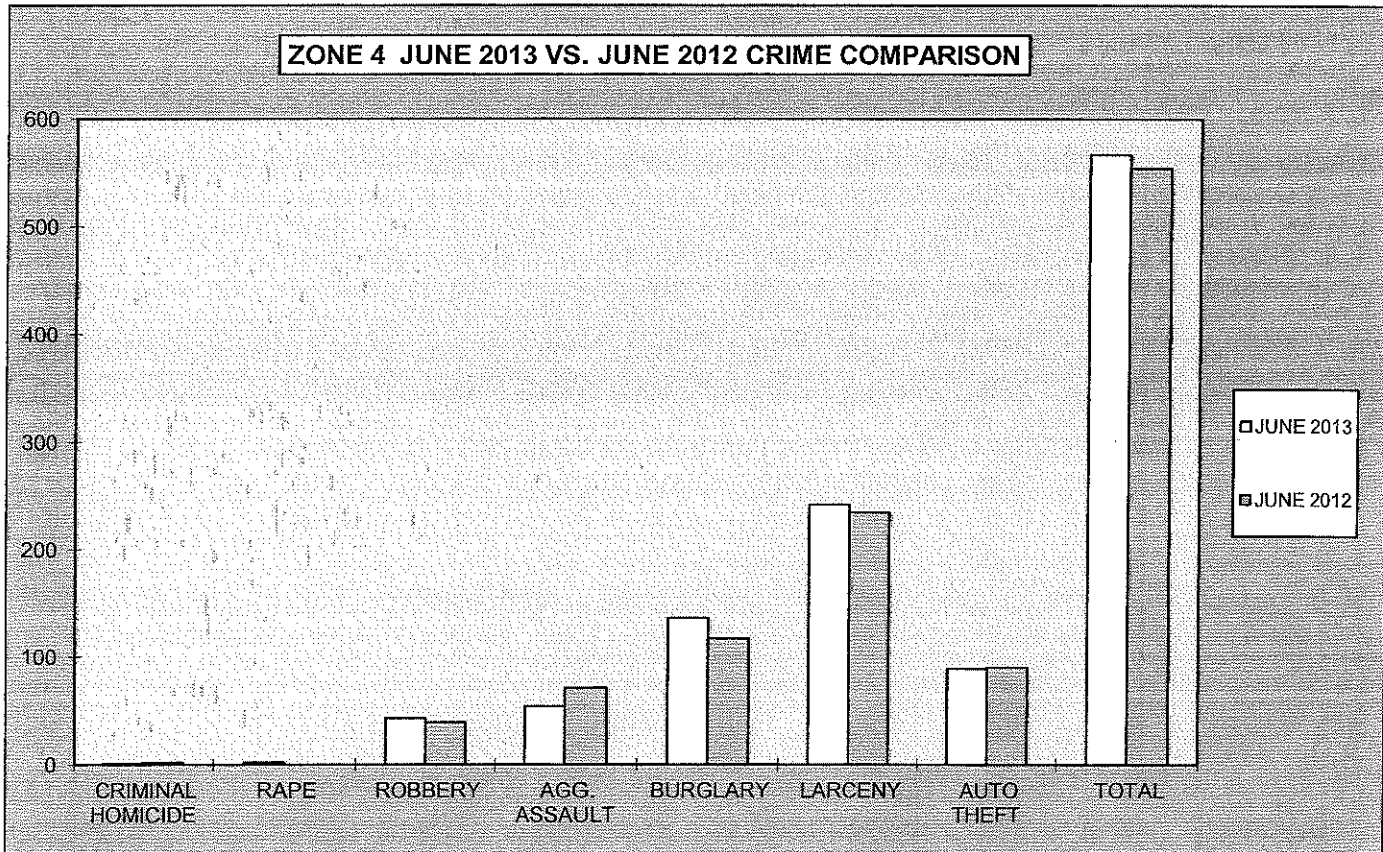
| CRIME                        | JAN.-JUNE 2013 | JAN.-JUNE 2012 | # DIFFERENCE | % DIFFERENCE |
|------------------------------|----------------|----------------|--------------|--------------|
| CRIMINAL HOMICIDE            | 5              | 13             | -8           | -62%         |
| RAPE                         | 15             | 12             | 3            | 25%          |
| ROBBERY                      | 185            | 212            | -27          | -13%         |
| AGG. ASSAULT                 | 390            | 482            | -92          | -19%         |
| BURGLARY                     | 626            | 723            | -97          | -13%         |
| RESIDENCE                    | 549            | 634            | -85          | -13%         |
| NON-RESIDENCE                | 77             | 89             | -12          | -13%         |
| LARCENY                      | 917            | 903            | 14           | 2%           |
| POCKETPICKING                | 6              | 4              | 2            | 50%          |
| PURSE SNATCHING              | 33             | 32             | 1            | 3%           |
| SHOPLIFTING                  | 101            | 112            | -11          | -10%         |
| FROM MOTOR VEHICLES          | 321            | 247            | 74           | 30%          |
| MOTOR VEH. PARTS/ACCESSORIES | 96             | 107            | -11          | -10%         |
| BICYCLES                     | 7              | 5              | 2            | 40%          |
| FROM BUILDINGS               | 109            | 118            | -9           | -8%          |
| FROM COIN OPERATED MACHINES  | 0              | 0              | 0            | 0%           |
| ALL OTHER                    | 244            | 278            | -34          | -12%         |
| AUTO THEFT                   | 518            | 524            | -6           | -1%          |
| <b>TOTAL</b>                 | <b>2,656</b>   | <b>2,869</b>   | <b>-213</b>  | <b>-7%</b>   |

**ZONE 3 YEAR TO DATE CRIME COMPARISON**



**2013  
MONTHLY CRIME COMPARISON**

| <b>ZONE 4</b>                |                  |                  |                     |                     |
|------------------------------|------------------|------------------|---------------------|---------------------|
| <b>CRIME</b>                 | <b>JUNE 2013</b> | <b>JUNE 2012</b> | <b># DIFFERENCE</b> | <b>% DIFFERENCE</b> |
| CRIMINAL HOMICIDE            | 1                | 2                | -1                  | -50%                |
| RAPE                         | 2                | 0                | 2                   | 100%                |
| ROBBERY                      | 43               | 39               | 4                   | 10%                 |
| AGG. ASSAULT                 | 54               | 71               | -17                 | -24%                |
| BURGLARY                     | 136              | 117              | 19                  | 16%                 |
| RESIDENCE                    | 121              | 98               | 23                  | 23%                 |
| NON-RESIDENCE                | 15               | 19               | -4                  | -21%                |
| LARCENY                      | 242              | 235              | 7                   | 3%                  |
| POCKETPICKING                | 1                | 2                | -1                  | -50%                |
| PURSE SNATCHING              | 7                | 3                | 4                   | 133%                |
| SHOPLIFTING                  | 73               | 55               | 18                  | 33%                 |
| FROM MOTOR VEHICLES          | 61               | 62               | -1                  | -2%                 |
| MOTOR VEH. PARTS/ACCESSORIES | 18               | 21               | -3                  | -14%                |
| BICYCLES                     | 1                | 2                | -1                  | -50%                |
| FROM BUILDINGS               | 30               | 28               | 2                   | 7%                  |
| FROM COIN OPERATED MACHINES  | 1                | 0                | 1                   | 100%                |
| ALL OTHER                    | 50               | 62               | -12                 | -19%                |
| AUTO THEFT                   | 89               | 90               | -1                  | -1%                 |
| <b>TOTAL</b>                 | <b>567</b>       | <b>554</b>       | <b>13</b>           | <b>2%</b>           |

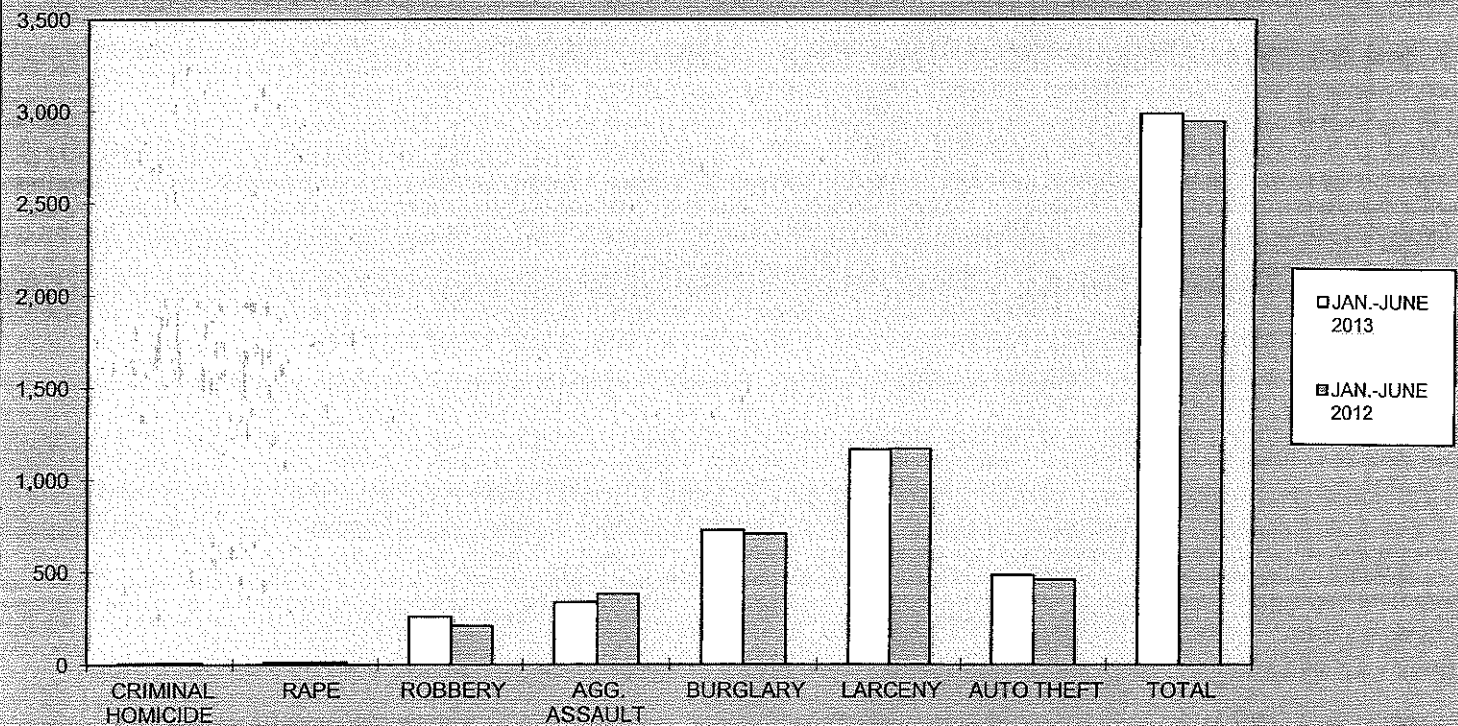


**2013  
YEAR TO DATE CRIME COMPARISON**

**ZONE 4**

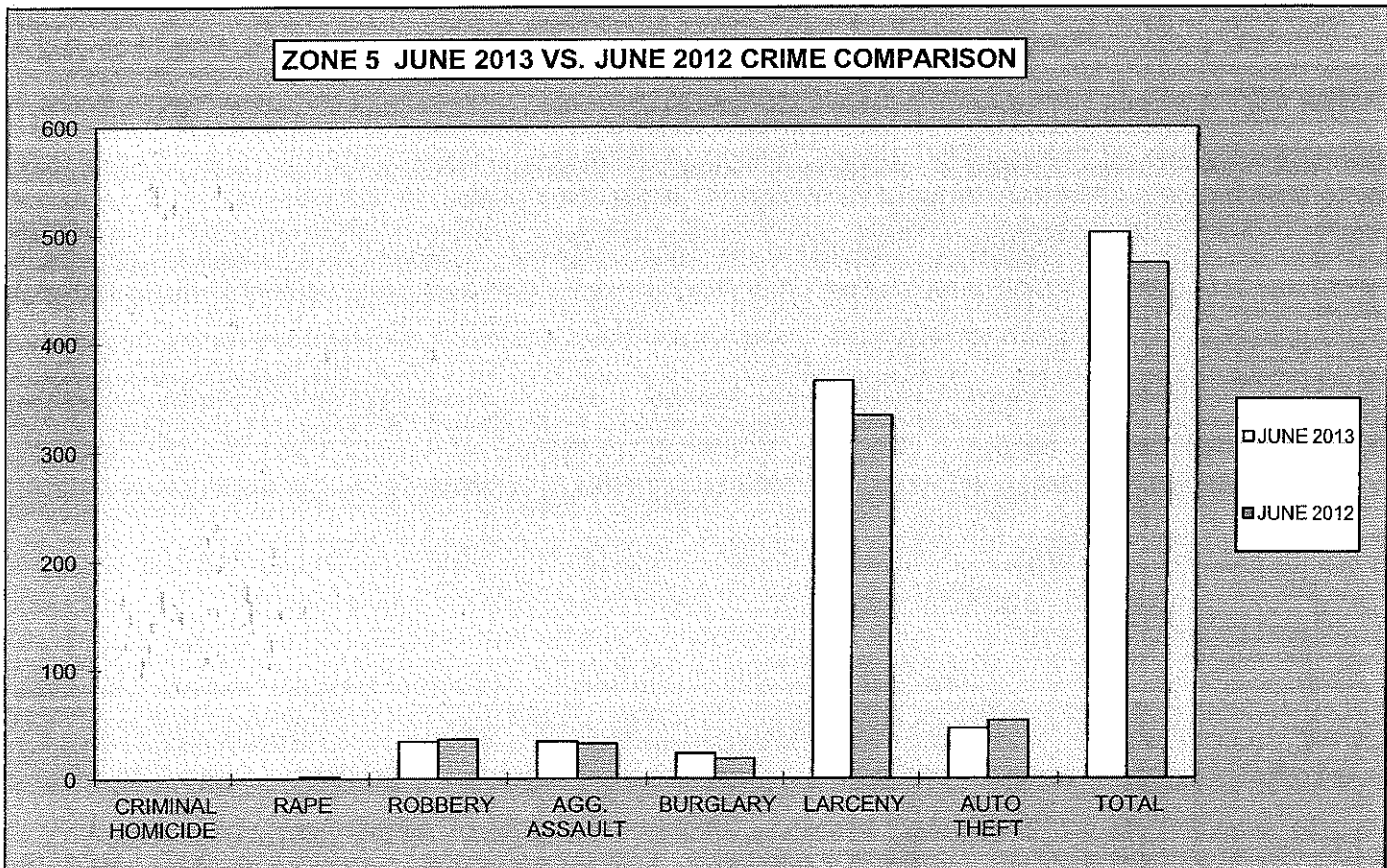
| CRIME                        | JAN.-JUNE 2013 | JAN.-JUNE 2012 | # DIFFERENCE | % DIFFERENCE |
|------------------------------|----------------|----------------|--------------|--------------|
| CRIMINAL HOMICIDE            | 7              | 8              | -1           | -13%         |
| RAPE                         | 11             | 13             | -2           | -15%         |
| ROBBERY                      | 258            | 209            | 49           | 23%          |
| AGG. ASSAULT                 | 336            | 381            | -45          | -12%         |
| BURGLARY                     | 727            | 706            | 21           | 3%           |
| RESIDENCE                    | 673            | 644            | 29           | 5%           |
| NON-RESIDENCE                | 54             | 62             | -8           | -13%         |
| LARCENY                      | 1,166          | 1,171          | -5           | 0%           |
| POCKETPICKING                | 2              | 6              | -4           | -67%         |
| PURSE SNATCHING              | 47             | 25             | 22           | 88%          |
| SHOPLIFTING                  | 285            | 258            | 27           | 10%          |
| FROM MOTOR VEHICLES          | 320            | 276            | 44           | 16%          |
| MOTOR VEH. PARTS/ACCESSORIES | 94             | 101            | -7           | -7%          |
| BICYCLES                     | 11             | 11             | 0            | 0%           |
| FROM BUILDINGS               | 128            | 131            | -3           | -2%          |
| FROM COIN OPERATED MACHINES  | 4              | 3              | 1            | 33%          |
| ALL OTHER                    | 275            | 360            | -85          | -24%         |
| AUTO THEFT                   | 482            | 458            | 24           | 5%           |
| <b>TOTAL</b>                 | <b>2,987</b>   | <b>2,946</b>   | <b>41</b>    | <b>1%</b>    |

**ZONE 4 YEAR TO DATE CRIME COMPARISON**



**2013  
MONTHLY CRIME COMPARISON**

| <b>ZONE 5</b>                |                  |                  |                     |                     |
|------------------------------|------------------|------------------|---------------------|---------------------|
| <b>CRIME</b>                 | <b>JUNE 2013</b> | <b>JUNE 2012</b> | <b># DIFFERENCE</b> | <b>% DIFFERENCE</b> |
| CRIMINAL HOMICIDE            | 0                | 0                | 0                   | 0%                  |
| RAPE                         | 0                | 2                | -2                  | -100%               |
| ROBBERY                      | 34               | 36               | -2                  | -6%                 |
| AGG. ASSAULT                 | 34               | 32               | 2                   | 6%                  |
| BURGLARY                     | 23               | 18               | 5                   | 28%                 |
| RESIDENCE                    | 10               | 14               | -4                  | -29%                |
| NON-RESIDENCE                | 13               | 4                | 9                   | 225%                |
| LARCENY                      | 366              | 334              | 32                  | 10%                 |
| POCKETPICKING                | 3                | 6                | -3                  | -50%                |
| PURSE SNATCHING              | 13               | 10               | 3                   | 30%                 |
| SHOPLIFTING                  | 21               | 37               | -16                 | -43%                |
| FROM MOTOR VEHICLES          | 178              | 165              | 13                  | 8%                  |
| MOTOR VEH. PARTS/ACCESSORIES | 27               | 31               | -4                  | -13%                |
| BICYCLES                     | 8                | 1                | 7                   | 700%                |
| FROM BUILDINGS               | 58               | 59               | -1                  | -2%                 |
| FROM COIN OPERATED MACHINES  | 0                | 0                | 0                   | 0%                  |
| ALL OTHER                    | 58               | 25               | 33                  | 132%                |
| AUTO THEFT                   | 46               | 53               | -7                  | -13%                |
| <b>TOTAL</b>                 | <b>503</b>       | <b>475</b>       | <b>28</b>           | <b>6%</b>           |

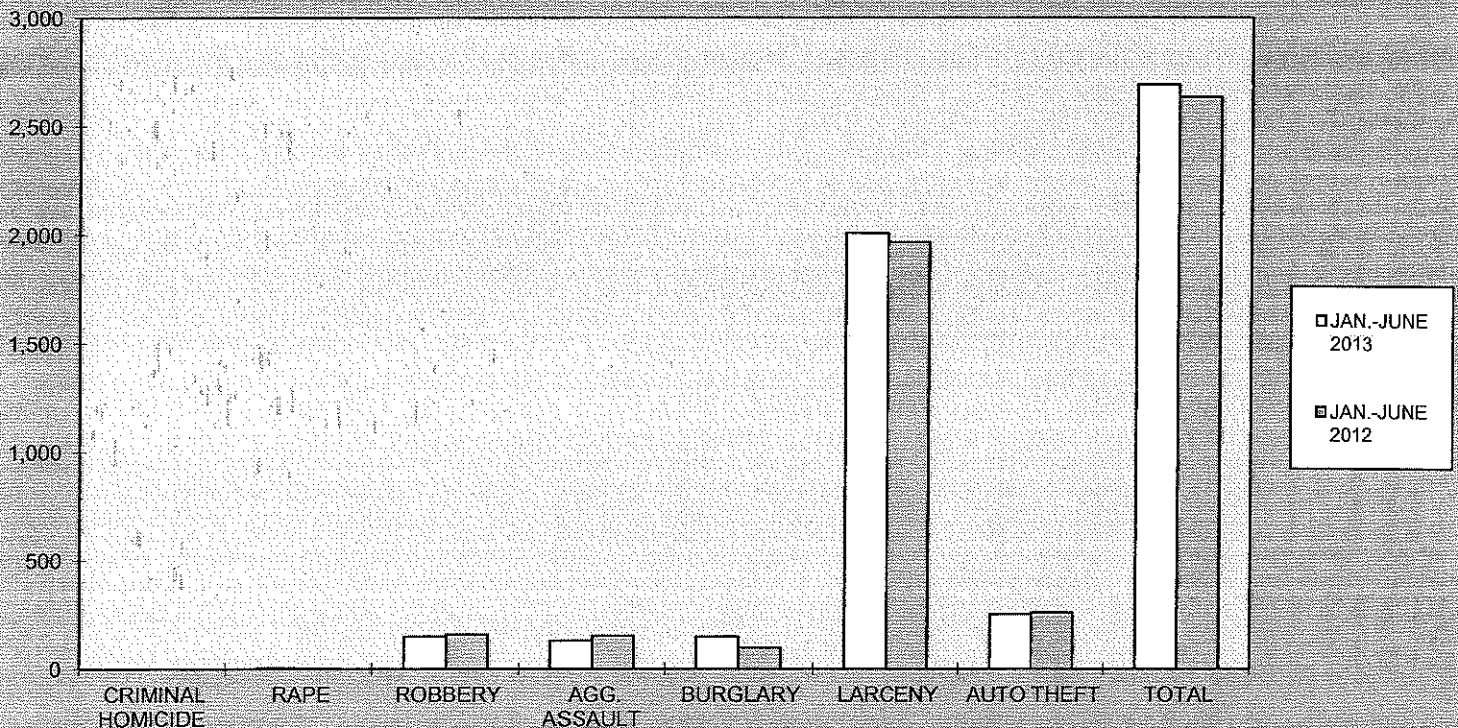


**2013  
YEAR TO DATE CRIME COMPARISON**

**ZONE 5**

| CRIME                        | JAN.-JUNE 2013 | JAN.-JUNE 2012 | # DIFFERENCE | % DIFFERENCE |
|------------------------------|----------------|----------------|--------------|--------------|
| CRIMINAL HOMICIDE            | 0              | 0              | 0            | 0%           |
| RAPE                         | 4              | 3              | 1            | 33%          |
| ROBBERY                      | 149            | 158            | -9           | -6%          |
| AGG. ASSAULT                 | 130            | 152            | -22          | -14%         |
| BURGLARY                     | 148            | 97             | 51           | 53%          |
| RESIDENCE                    | 83             | 48             | 35           | 73%          |
| NON-RESIDENCE                | 65             | 49             | 16           | 33%          |
| LARCENY                      | 2,008          | 1,966          | 42           | 2%           |
| POCKETPICKING                | 19             | 17             | 2            | 12%          |
| PURSE SNATCHING              | 73             | 44             | 29           | 66%          |
| SHOPLIFTING                  | 135            | 213            | -78          | -37%         |
| FROM MOTOR VEHICLES          | 1,075          | 982            | 93           | 9%           |
| MOTOR VEH. PARTS/ACCESSORIES | 160            | 222            | -62          | -28%         |
| BICYCLES                     | 40             | 16             | 24           | 150%         |
| FROM BUILDINGS               | 271            | 276            | -5           | -2%          |
| FROM COIN OPERATED MACHINES  | 5              | 2              | 3            | 150%         |
| ALL OTHER                    | 230            | 194            | 36           | 19%          |
| AUTO THEFT                   | 252            | 259            | -7           | -3%          |
| <b>TOTAL</b>                 | <b>2,691</b>   | <b>2,635</b>   | <b>56</b>    | <b>2%</b>    |

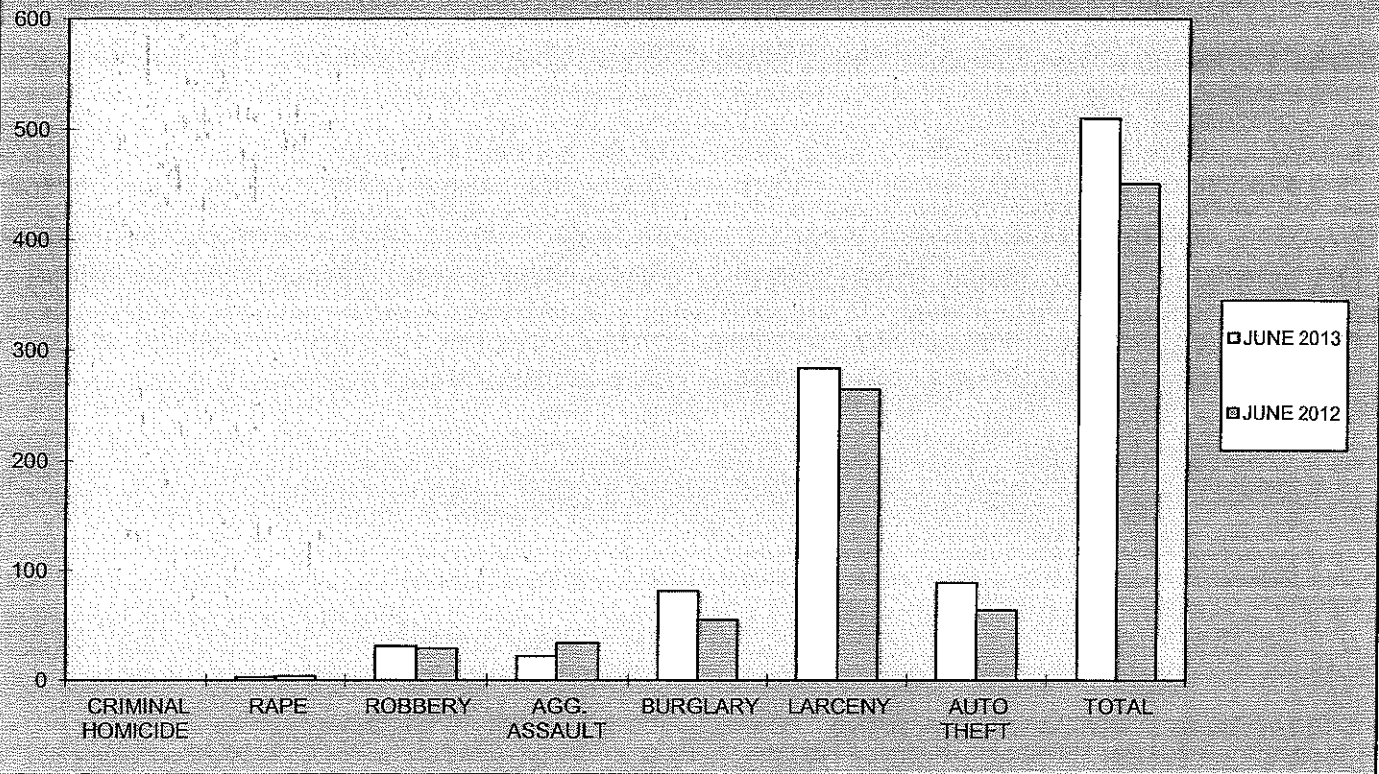
**ZONE 5 YEAR TO DATE CRIME COMPARISON**



**2013  
MONTHLY CRIME COMPARISON**

| <b>ZONE 6</b>                |                  |                  |                     |                     |
|------------------------------|------------------|------------------|---------------------|---------------------|
| <b>CRIME</b>                 | <b>JUNE 2013</b> | <b>JUNE 2012</b> | <b># DIFFERENCE</b> | <b>% DIFFERENCE</b> |
| CRIMINAL HOMICIDE            | 0                | 0                | 0                   | 0%                  |
| RAPE                         | 3                | 4                | -1                  | -25%                |
| ROBBERY                      | 31               | 29               | 2                   | 7%                  |
| AGG. ASSAULT                 | 22               | 34               | -12                 | -35%                |
| BURGLARY                     | 81               | 55               | 26                  | 47%                 |
| RESIDENCE                    | 68               | 43               | 25                  | 58%                 |
| NON-RESIDENCE                | 13               | 12               | 1                   | 8%                  |
| LARCENY                      | 284              | 265              | 19                  | 7%                  |
| POCKETPICKING                | 0                | 1                | -1                  | -100%               |
| PURSE SNATCHING              | 5                | 9                | -4                  | -44%                |
| SHOPLIFTING                  | 23               | 52               | -29                 | -56%                |
| FROM MOTOR VEHICLES          | 170              | 119              | 51                  | 43%                 |
| MOTOR VEH. PARTS/ACCESSORIES | 13               | 24               | -11                 | -46%                |
| BICYCLES                     | 12               | 5                | 7                   | 140%                |
| FROM BUILDINGS               | 17               | 28               | -11                 | -39%                |
| FROM COIN OPERATED MACHINES  | 0                | 0                | 0                   | 0%                  |
| ALL OTHER                    | 44               | 27               | 17                  | 63%                 |
| AUTO THEFT                   | 89               | 64               | 25                  | 39%                 |
| <b>TOTAL</b>                 | <b>510</b>       | <b>451</b>       | <b>59</b>           | <b>13%</b>          |

**ZONE 6 JUNE 2013 VS. JUNE 2012 CRIME COMPARISON**



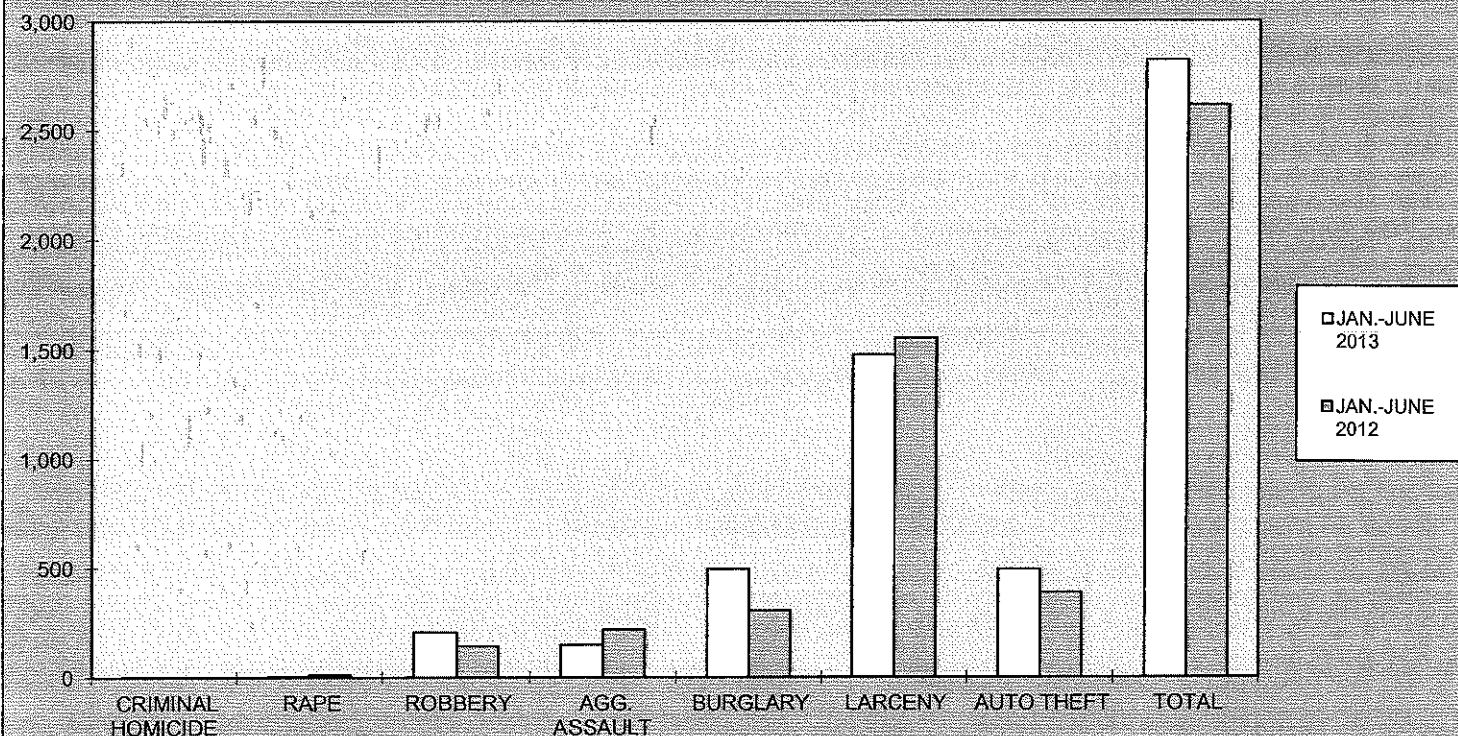


**2013  
YEAR TO DATE CRIME COMPARISON**

**ZONE 6**

| CRIME                        | JAN.-JUNE 2013 | JAN.-JUNE 2012 | # DIFFERENCE | % DIFFERENCE |
|------------------------------|----------------|----------------|--------------|--------------|
| CRIMINAL HOMICIDE            | 3              | 2              | 1            | 50%          |
| RAPE                         | 4              | 13             | -9           | -69%         |
| ROBBERY                      | 205            | 142            | 63           | 44%          |
| AGG. ASSAULT                 | 148            | 217            | -69          | -32%         |
| BURGLARY                     | 493            | 302            | 191          | 63%          |
| RESIDENCE                    | 409            | 241            | 168          | 70%          |
| NON-RESIDENCE                | 84             | 61             | 23           | 38%          |
| LARCENY                      | 1,476          | 1,553          | -77          | -5%          |
| POCKETPICKING                | 10             | 3              | 7            | 233%         |
| PURSE SNATCHING              | 46             | 52             | -6           | -12%         |
| SHOPLIFTING                  | 229            | 285            | -56          | -20%         |
| FROM MOTOR VEHICLES          | 773            | 749            | 24           | 3%           |
| MOTOR VEH. PARTS/ACCESSORIES | 104            | 136            | -32          | -24%         |
| BICYCLES                     | 41             | 24             | 17           | 71%          |
| FROM BUILDINGS               | 84             | 112            | -28          | -25%         |
| FROM COIN OPERATED MACHINES  | 0              | 0              | 0            | 0%           |
| ALL OTHER                    | 189            | 192            | -3           | -2%          |
| AUTO THEFT                   | 492            | 386            | 106          | 27%          |
| <b>TOTAL</b>                 | <b>2,821</b>   | <b>2,615</b>   | <b>206</b>   | <b>8%</b>    |

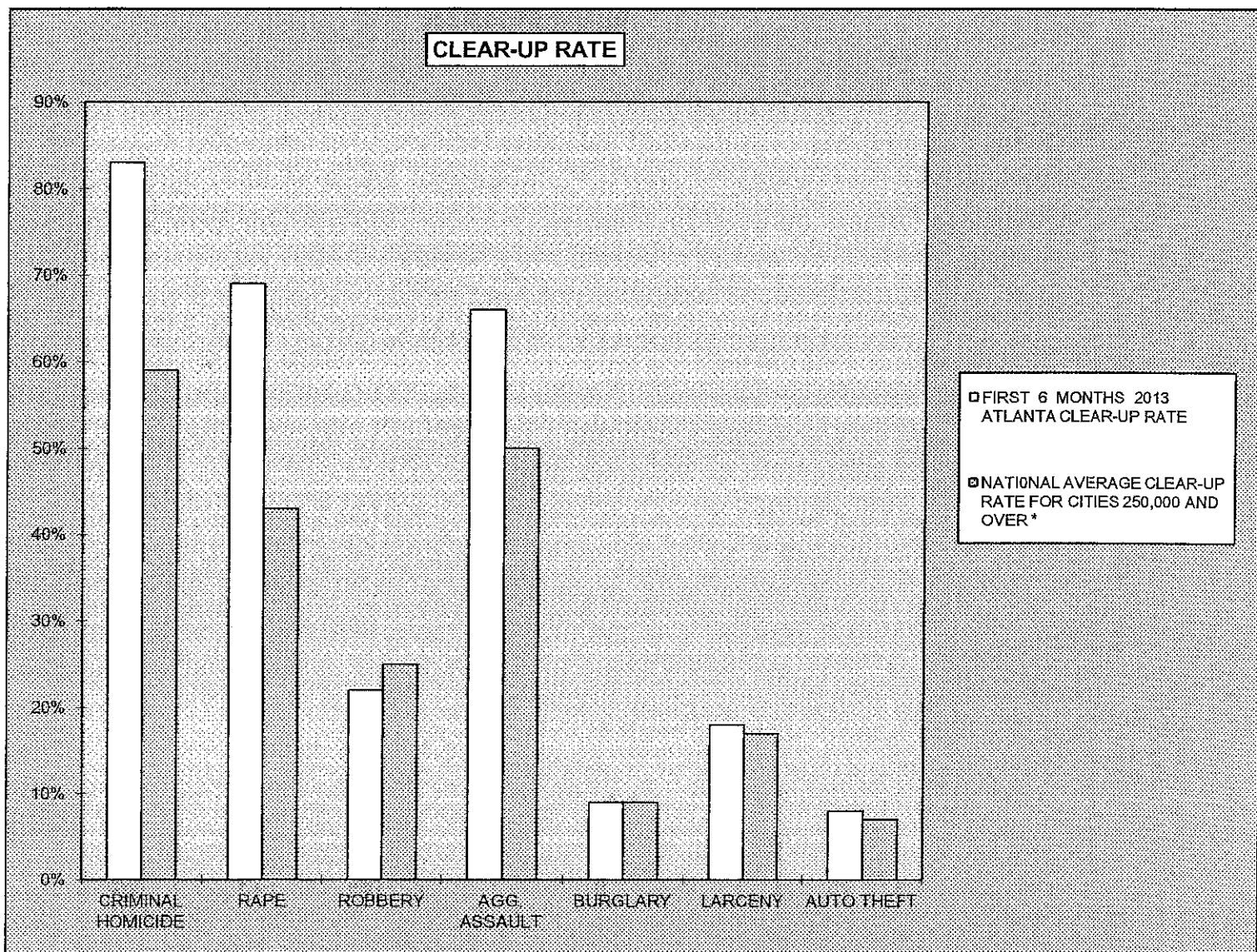
**ZONE 6 YEAR TO DATE CRIME COMPARISON**



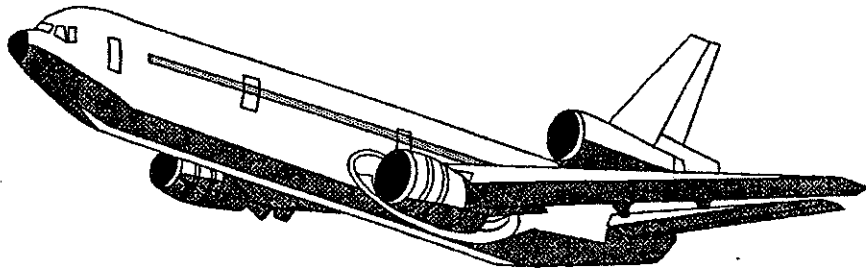
**2013  
CRIME COMPARISON  
CLEAR-UP RATE**

| <b>CRIME</b>      | <b>FIRST 6 MONTHS 2013<br/>ATLANTA CLEAR-UP RATE</b> | <b>NATIONAL AVERAGE CLEAR-UP RATE<br/>FOR CITIES 250,000 AND OVER *</b> |
|-------------------|--|---|
| CRIMINAL HOMICIDE | 83%  | 59%   |
| RAPE              | 69%  | 43%   |
| ROBBERY           | 22%  | 25%   |
| AGG. ASSAULT      | 66%  | 50%   |
| BURGLARY          | 9%   | 9%  |
| LARCENY           | 18%  | 17%   |
| AUTO THEFT        | 8%   | 7%  |

\* National Average for Cities 250,000 and Over Based on Latest Annual (2011) FBI Uniform Crime Report



# APD



The Atlanta Airport  
UNIFORM CRIME REPORTING



JUNE 2013

SUPPORT SERVICES DIVISION  
INFORMATION SERVICES SECTION

**RETURN A - MONTHLY RETURN OF OFFENSES KNOWN TO THE POLICE**

1-720b (Rev. 8-30-94)  
OMB No. 1110-0001

This report is authorized by law Title 28, Section 534, U. S. Code. While you are not required to respond, your cooperation in forwarding this report by the 7th day after the close of the month to Uniform Crime Reports, Federal Bureau of Investigation, Washington, D.C. 20535, will assist in compiling comprehensive, accurate national crime figures on a timely basis.

| 1   | 2   | 3   | 4  | 5   | 6   |
|---|---|---|--|---|---|
| CLASSIFICATION OF OFFENSES                          | OFFENSES REPORTED OR KNOWN TO POLICE (INCLUDE "UNFOUNDED" AND ATTEMPTS) | UNFOUNDED, I.E., FALSE OR BASELESS COMPLAINTS | NUMBER OF ACTUAL OFFENSES (COLUMN 2 MINUS COLUMN 3) INCLUDE ATTEMPTS | TOTAL OFFENSES CLEARED BY ARREST OR EXCEPTIONAL MEANS (INCLUDES COL. 6) | NUMBER OF CLEARANCES INVOLVING ONLY PERSONS UNDER 18 YEARS OF AGE |
| 1. CRIMINAL HOMICIDE                                |   |   |  |   |   |
| a. MURDER AND NONNEGLIGENT HOMICIDE                 | 0   | 0   | 0  | 0   | 0   |
| b. MANSLAUGHTER BY NEGLIGENCE                       |   |   |  |   |   |
| 2. FORCIBLE RAPE TOTAL                              | 0   | 0   | 0  | 0   | 0   |
| a. Rape by Force                                    | 0   | 0   | 0  | 0   | 0   |
| b. Attempts to commit Forcible Rape                 | 0   | 0   | 0  | 0   | 0   |
| 3. ROBBERY TOTAL                                    | 0   | 0   | 0  | 0   | 0   |
| a. Firearm  | 0   | 0   | 0  | 0   | 0   |
| b. Knife or Cutting Instrument                      | 0   | 0   | 0  | 0   | 0   |
| c. Other Dangerous Weapon                           | 0   | 0   | 0  | 0   | 0   |
| d. Strong-Arm (Hands, Fists, Feet, etc.)            | 0   | 0   | 0  | 0   | 0   |
| 4. ASSAULT TOTAL                                    | 4   | 0   | 4  | 2   | 0   |
| a. Firearm  | 0   | 0   | 0  | 0   | 0   |
| b. Knife or cutting instrument                      | 0   | 0   | 0  | 0   | 0   |
| c. Other Dangerous Weapon                           | 1   | 0   | 1  | 0   | 0   |
| d. Strong-Arm                                       | 0   | 0   | 0  | 0   | 0   |
| e. Other Assaults - Simple, Not Aggravated          | 3   | 0   | 3  | 2   | 0   |
| 5. BURGLARY TOTAL                                   | 0   | 0   | 0  | 0   | 0   |
| a. Forcible Entry                                   | 0   | 0   | 0  | 0   | 0   |
| b. Unlawful Entry - No Force                        | 0   | 0   | 0  | 0   | 0   |
| c. Attempted Forcible Entry                         | 0   | 0   | 0  | 0   | 0   |
| 6. LARCENY THEFT TOTAL (except Motor Vehicle Theft) | 36  | 0   | 36   | 2   | 0   |
| 7. MOTOR VEHICLE THEFT TOTAL                        | 3   | 0   | 3  | 0   | 0   |
| a. Autos  | 3   | 0   | 3  | 0   | 0   |
| b. Trucks and Buses                                 | 0   | 0   | 0  | 0   | 0   |
| c. Other Vehicles                                   | 0   | 0   | 0  | 0   | 0   |
| GRAND TOTAL   | 43  | 0   | 43   | 4   | 0   |

CHECKING ANY OF THE APPROPRIATE BLOCKS BELOW WILL ELIMINATE YOUR NEED TO SUBMIT REPORTS WHEN THE VALUES ARE ZERO. THIS WILL ALSO AID THE NATIONAL PROGRAM IN ITS QUALITY CONTROL EFFORTS.

- NO SUPPLEMENTARY HOMICIDE REPORT SUBMITTED SINCE NO MURDERS, JUSTIFIABLE HOMICIDES, OR MANSLAUGHTER BY NEGLIGENCE OCCURRED IN THIS JURISDICTION DURING THE MONTH.
- NO SUPPLEMENT TO RETURN A REPORT SINCE NO CRIME OFFENSES OR RECOVERY OF PROPERTY REPORTED DURING THE MONTH.
- NO LAW ENFORCEMENT OFFICERS KILLED OR ASSAULTED REPORT SINCE NONE OF THE OFFICERS WERE ASSAULTED OR KILLED DURING THE MONTH.

- NO AGE, SEX, AND RACE OF PERSONS ARRESTED UNDER 18 YEARS OF AGE REPORT SINCE NO ARRESTS OF PERSONS WITHIN THIS AGE GROUP.
- NO AGE, SEX, AND RACE OF PERSONS ARRESTED 18 YEARS OF AGE AND OVER REPORT SINCE NO ARRESTS OF PERSONS WITHIN THIS AGE GROUP.
- NO MONTHLY RETURN OF ARSON OFFENSES KNOWN TO LAW ENFORCEMENT REPORT SINCE NO ARSONS OCCURRED.

DO NOT USE THIS SPACE

|          |          |
|----------|----------|
|          | INITIALS |
| RECORDED |          |
| EDITED   |          |
| ENTERED  |          |
| ADJUSTED |          |
| WORKS    |          |

\* TOTALS INCLUDE PREVIOUS OFFENSES

JUNE 2013

Month and Year of Report

GA 060240X


Agency Identifier

JULY 15, 2013

Date

ATLANTA AIRPORT POLICE - GEORGIA

Agency and State


  
 Prepared By: George N. Turner Title: LIEUTENANT
  
CHIEF
  
 Chief, Commissioner, Sheriff, or Superintendent

## PROPERTY STOLEN BY CLASSIFICATION

| CLASSIFICATION  | DATA ENTRY | Number of Actual Offenses (Column 4 Return A) | Monetary Value of Property Stolen |
|---|------------|---|-----------------------------------|
| <b>1. MURDER AND NONNEGLIGENT MANSLAUGHTER</b>                | 12         | 0   | \$ 0.00                           |
| <b>2. FORCIBLE RAPE</b>                                       | 20         | 0   | \$ 0.00                           |
| <b>3. ROBBERY</b>   |            |   |                                   |
| (a) HIGHWAY (streets, alleys, etc.)                           | 31         | 0   | 0.00                              |
| (b) COMMERCIAL HOUSE (except c, d, and f)                     | 32         | 0   | 0.00                              |
| (c) GAS OR SERVICE STATION                                    | 33         | 0   | 0.00                              |
| (d) CONVENIENCE STORE   | 34         | 0   | 0.00                              |
| (e) RESIDENCE (anywhere on premises)                          | 35         | 0   | 0.00                              |
| (f) BANK  | 36         | 0   | 0.00                              |
| (g) MISCELLANEOUS   | 37         | 0   | 0.00                              |
| <b>TOTAL ROBBERY</b>  | <b>30</b>  | <b>0</b>                                      | <b>\$ 0.00</b>                    |
| <b>5. BURGLARY - BREAKING OR ENTERING</b>                     |            |   |                                   |
| (a) RESIDENCE (dwelling)                                      |            |   |                                   |
| (1) NIGHT (6 p.m. - 6 a.m.)                                   | 51         | 0   | 0.00                              |
| (2) DAY (6 a.m. - 6 p.m.)                                     | 52         | 0   | 0.00                              |
| (3) UNKNOWN   | 53         | 0   | 0.00                              |
| (b) NON-RESIDENCE (store, office, etc.)                       |            |   |                                   |
| (1) NIGHT (6 p.m. - 6 a.m.)                                   | 54         | 0   | 0.00                              |
| (2) DAY (6 a.m. - 6 p.m.)                                     | 55         | 0   | 0.00                              |
| (3) UNKNOWN   | 56         | 0   | 0.00                              |
| <b>TOTAL BURGLARY</b>   | <b>50</b>  | <b>0</b>                                      | <b>\$ 0.00</b>                    |
| <b>6. LARCENY - THEFT (Except Motor Vehicle Theft)</b>        |            |   |                                   |
| (a) \$200 AND OVER  | 61         | 24  | 55,946.00                         |
| (b) \$50 TO \$200   | 62         | 2   | 296.00                            |
| (c) UNDER \$50  | 63         | 10  | 27.00                             |
| <b>TOTAL LARCENY (Same as Item 6X)</b>                        | <b>60</b>  | <b>36</b>                                     | <b>\$ 56,269.00</b>               |
| <b>7. MOTOR VEHICLE THEFT (Include Alleged Joy Ride)</b>      | 70         | 3   | \$ 50,997.00                      |
| <b>GRAND TOTAL - ALL ITEMS</b>                                | <b>77</b>  |   | <b>\$ 107,266.00</b>              |
| <b>ADDITIONAL ANALYSIS OF LARCENY AND MOTOR VEHICLE THEFT</b> |            |   |                                   |
| <b>6X. NATURE OF LARCENIES UNDER ITEM 6</b>                   |            |   |                                   |
| (a) POCKET-PICKING  | 81         | 0   | 0.00                              |
| (b) PURSE-SNATCHING   | 82         | 1   | 1,100.00                          |
| (c) SHOPLIFTING   | 83         | 1   | 0.00                              |
| (d) FROM MOTOR VEHICLES (except e)                            | 84         | 1   | 221.00                            |
| (e) MOTOR VEHICLE PARTS AND ACCESSORIES                       | 85         | 0   | 0.00                              |
| (f) BICYCLES  | 86         | 0   | 0.00                              |
| (g) FROM BUILDING (except c and h)                            | 87         | 10  | 12,934.00                         |
| (h) FROM ANY COIN-OPERATED MACHINES (parking meters, etc.)    | 88         | 0   | 0.00                              |
| (i) ALL OTHER   | 89         | 23  | 42,014.00                         |
| <b>TOTAL LARCENIES (Same as Item 6)</b>                       | <b>80</b>  | <b>36</b>                                     | <b>\$ 56,269.00</b>               |
| <b>7X. MOTOR VEHICLES RECOVERED</b>                           |            |   |                                   |
| (a) STOLEN LOCALLY AND RECOVERED LOCALLY                      | 91         | 0   |                                   |
| (b) STOLEN LOCALLY AND RECOVERED BY OTHER JURISDICTIONS       | 92         | 0   |                                   |
| (c) TOTAL LOCALLY STOLEN MOTOR VEHICLES RECOVERED (a & b)     | 95         | 0   |                                   |
| (d) STOLEN IN OTHER JURISDICTIONS AND RECOVERED LOCALLY       | 90         | 2   |                                   |

SUPPLEMENT TO RETURN A  
MONTHLY RETURN OF OFFENSES KNOWN TO THE POLICE

1-706 (Rev.8-30-94)  
Form Approved  
OMB No. 1110-0007

This report is authorized by law, Title 28, Section 534, U. S. Code. While you are not required to respond, your cooperation in submitting this report with the Return A will assist the FBI in compiling comprehensive, accurate figures on a timely basis.

This form deals with the nature of crime and the monetary value of property stolen and recovered. The total offenses recorded on the form should be the same as the number of actual offenses listed in Column 4 of the Return A for each crime class. Include attempted crimes on this form, but do not include unfounded offenses. If you cannot complete the report in all areas, please record as much information as is available. Tally sheets will be sent upon request.

PROPERTY BY TYPE AND VALUE

| Type of Property<br>(1)                | Data Entry | Monetary Value of Property Stolen in Your Jurisdiction |                  |
|--|------------|--|------------------|
|  |            | Stolen<br>(2)  | Recovered<br>(3) |
| (A) Currency, Notes, Etc.              |            | \$ 765.00  | \$ 0.00          |
| (B) Jewelry and Precious Metals        | 02         | 6,525.00   | 0.00             |
| (C) Clothing and Furs                  | 03         | 3,401.00   | 0.00             |
| (D) Locally Stolen Motor Vehicles      | 04         | 50,997.00  | 0.00             |
| (E) Office Equipment                   | 05         | 3,508.00   | 0.00             |
| (F) Televisions, Radios, Stereos, Etc. | 06         | 9,100.00   | 0.00             |
| (G) Firearms                           | 07         | 0.00   | 0.00             |
| (H) Household Goods                    | 08         | 0.00   | 0.00             |
| (I) Consumable Goods                   | 09         | 0.00   | 0.00             |
| (J) Livestock                          | 10         | 0.00   | 0.00             |
| (K) Miscellaneous                      | 11         | 32,970.00  | 0.00             |
| <b>TOTAL</b>                           | <b>00</b>  | <b>\$ 107,266.00</b>                                   | <b>\$ 0.00</b>   |

The total of this column should agree with the Grand Total (DATA ENTRY 77) shown on page 2.

Include in this column all property recovered even though stolen in prior months. The above is an accounting for only that property stolen in your jurisdiction. This will include property recovered for you by other jurisdictions, but not property you recover for them.

DATE JULY 15, 2013

PREPARED BY Nail J. Koon TITLE LIEUTENANT

PREPARED BY George N. Turner TITLE CHIEF

CHIEF, COMMISSIONER, SHERIFF OR SUPERINTENDENT

JUNE 2013  
Month and Year of Report

GA 060240X  
Agency Identifier

ATLANTA AIRPORT POLICE - GEORGIA  
Agency and State

MONTHLY RETURN OF ARSON OFFENSES KNOWN TO LAW ENFORCEMENT

DO-73 (2-11-82)  
Form Approved  
OMB No. 1110-0008

This report is authorized by law Title 28, Section 534, United States Code, and the enactment of the fiscal year 1979, Department of Justice Authorization Bill S. 3151. While you are not required to respond, your cooperation in using this form to report all incidents of arson which become known to your department during the month will assist the FBI in compiling comprehensive, accurate data on a timely basis. Instructions appear on reverse side.

| 1  |  | 2   | 3  | 4  | 5  | 6   | 7   | 8                                  |
|--|--|---|--|--|--|---|---|------------------------------------|
| PROPERTY CLASSIFICATION                              |  | Offenses Reported or Known to Police (Include Unfounded and Attempts) | Unfounded, i.e. False or Baseless Complaints | Number of Actual Offenses (Column 2 Minus Column 3 (Include Attempts)) | Total Offenses Cleared by Arrest or Exceptional Means (Include Column 6) | Number of Clearances Involving Only Persons Under 18 Years of Age | Offenses Where Structures Uninhabited Abandoned, or not Normally in Use | Estimated Value of Property Damage |
| <b>STRUCTURAL</b>                                    | A. Single Occupancy Residential: Houses, Townhouses, Duplexes, etc.  |   |  |  |  |   |   | \$                                 |
|  | B. Other Residential: Apartments, Tenements, Flats, Hotels, Motels, Inns, Dormitories, Boarding Houses, etc. |   |  |  |  |   |   | \$                                 |
|  | C. Storage: Barns, Garages, Warehouses, etc.   |   |  |  |  |   |   | \$                                 |
|  | D. Industrial/Manufacturing  |   |  |  |  |   |   | \$                                 |
|  | E. Other Commercial: Stores, Restaurants, Offices, etc.  |   |  |  |  |   |   | \$                                 |
|  | F. Community/Public: Churches, Jails, Schools, Colleges, Hospitals, etc.                                     |   |  |  |  |   |   | \$                                 |
|  | G. All Other Structure: Out Buildings, Monuments, Buildings Under Construction, etc.                         |   |  |  |  |   |   | \$                                 |
|  | TOTAL STRUCTURE  |   |  |  |  |   |   | \$                                 |
| <b>MOBILE</b>  | H. Motor Vehicles: Automobiles, Trucks, Buses, Motorcycles, etc.: UCR Definition                             | 1   | 1  |  |  |   |   | \$                                 |
|  | I. Other Mobile Property: Trailers, Recreational Vehicles, Airplanes, Boats, etc.                            |   |  |  |  |   |   | \$                                 |
|  | TOTAL MOBILE   | 1   | 1  |  |  |   |   | \$                                 |
| J. TOTAL OTHER<br>Crops, Timber, Fences, Signs, etc. |  |   |  |  |  |   |   | \$                                 |
| GRAND TOTAL  |  | 1   | 1  |  |  |   |   | \$                                 |

Agency Identifier GA 060240X Month JUNE 2013  
 Agency ATLANTA AIRPORT POLICE State GEORGIA  
 Prepared by George N. Turner LIEUTENANT CHIEF  
 Chief, Commissioner, Sheriff, or Superintendent

| DO NOT WRITE HERE |  |
|-------------------|--|
| Recorded          |  |
| Edited            |  |
| Entered           |  |
| Adjusted          |  |
| Corres.           |  |

ATLANTA AIRPORT POLICE  
AGE, SEX, AND RACE OF PERSONS ARRESTED  
17 YEARS OF AGE AND OVER

MONTH JUNE

YEAR 2013

| CLASSIFICATION OF OFFENSES                     | SEX | AGE OF PERSON ARRESTED |    |    |    |    |    |    |          |          |          |          |          |          |          |          |          | TOTAL | RACE  |       |              |               | ETHNIC        |               |   |   |  |  |  |
|--|-----|------------------------|----|----|----|----|----|----|----------|----------|----------|----------|----------|----------|----------|----------|----------|-------|-------|-------|--------------|---------------|---------------|---------------|---|---|--|--|--|
|  |     | 17                     | 18 | 19 | 20 | 21 | 22 | 23 | 24<br>29 | 30<br>34 | 35<br>39 | 40<br>44 | 45<br>49 | 50<br>54 | 55<br>59 | 60<br>64 | 65<br>UP |       | White | Black | Native Amer. | Asian/Pacific | Whi. Hispanic | Blck Hispanic |   |   |  |  |  |
|  |     |                        |    |    |    |    |    |    |          |          |          |          |          |          |          |          |          |       |       |       |              |               |               |               |   |   |  |  |  |
| Murder/Nonnegligent Manslaughter               | 01a | M                      |    |    |    |    |    |    |          |          |          |          |          |          |          |          |          |       |       |       |              |               | 0             |               |   |   |  |  |  |
|  | F   |                        |    |    |    |    |    |    |          |          |          |          |          |          |          |          |          |       |       |       |              |               |               | 0             |   |   |  |  |  |
| Manslaughter by Negligence                     | 01b | M                      |    |    |    |    |    |    |          |          |          |          |          |          |          |          |          |       |       |       |              |               | 0             |               |   |   |  |  |  |
|  | F   |                        |    |    |    |    |    |    |          |          |          |          |          |          |          |          |          |       |       |       |              |               |               | 0             |   |   |  |  |  |
| Forcible Rape                                  | 02  | M                      |    |    |    |    |    |    |          |          |          |          |          |          |          |          |          |       |       |       |              |               | 0             |               |   |   |  |  |  |
|  | F   |                        |    |    |    |    |    |    |          |          |          |          |          |          |          |          |          |       |       |       |              |               |               | 0             |   |   |  |  |  |
| Robbery  | 03  | M                      |    |    |    |    |    |    |          |          |          |          |          |          |          |          |          |       |       |       |              |               | 0             |               |   |   |  |  |  |
|  | F   |                        |    |    |    |    |    |    |          |          |          |          |          |          |          |          |          |       |       |       |              |               |               | 0             |   |   |  |  |  |
| Aggravated Assault                             | 04  | M                      |    |    |    |    |    |    |          |          |          |          |          |          |          |          |          |       |       |       |              |               | 0             |               |   |   |  |  |  |
|  | F   |                        |    |    |    |    |    |    |          |          |          |          |          |          |          |          |          |       |       |       |              |               |               | 0             |   |   |  |  |  |
| Burglary- Breaking or Entering                 | 05  | M                      |    |    |    |    |    |    |          |          |          |          |          |          |          |          |          |       |       |       |              |               | 0             |               |   |   |  |  |  |
|  | F   |                        |    |    |    |    |    |    |          |          |          |          |          |          |          |          |          |       |       |       |              |               |               | 0             |   |   |  |  |  |
| Larceny - Theft (except Motor Vehicle Theft)   | 06  | M                      |    |    |    |    |    |    |          | 1        |          |          |          |          |          |          |          |       |       |       |              |               | 1             |               |   |   |  |  |  |
|  | F   |                        |    |    | 1  |    |    |    |          |          |          |          |          |          |          |          |          |       |       |       |              |               |               | 1             |   | 2 |  |  |  |
| Motor Vehicle Theft                            | 07  | M                      |    |    |    |    |    |    |          |          |          |          |          |          |          |          |          |       |       |       |              |               | 0             |               |   |   |  |  |  |
|  | F   |                        |    |    |    |    |    |    |          |          |          |          |          |          |          |          |          |       |       |       |              |               |               | 0             |   |   |  |  |  |
| Other Assaults                                 | 08  | M                      |    |    |    |    |    |    |          |          |          | 1        |          |          |          |          |          |       |       |       |              |               | 1             |               |   |   |  |  |  |
|  | F   |                        |    |    |    |    |    |    |          |          |          |          |          |          |          |          |          |       |       |       |              |               |               | 0             | 1 |   |  |  |  |
| Arson  | 09  | M                      |    |    |    |    |    |    |          |          |          |          |          |          |          |          |          |       |       |       |              |               | 0             |               |   |   |  |  |  |
|  | F   |                        |    |    |    |    |    |    |          |          |          |          |          |          |          |          |          |       |       |       |              |               |               | 0             |   |   |  |  |  |
| Forgery and Counterfeiting                     | 10  | M                      |    |    |    |    |    |    |          |          |          |          |          |          |          |          |          |       |       |       |              |               | 0             |               |   |   |  |  |  |
|  | F   |                        |    |    |    |    |    |    |          |          |          |          |          |          |          |          |          |       |       |       |              |               |               | 0             |   |   |  |  |  |
| Fraud  | 11  | M                      |    |    |    |    |    |    |          |          |          |          |          |          |          |          |          |       |       |       |              |               | 1             |               |   |   |  |  |  |
|  | F   |                        |    |    |    |    |    |    |          |          |          |          |          |          |          |          |          |       |       |       |              |               |               | 0             | 1 |   |  |  |  |
| Embezzlement                                   | 12  | M                      |    |    |    |    |    |    |          |          |          |          |          |          |          |          |          |       |       |       |              |               | 0             |               |   |   |  |  |  |
|  | F   |                        |    |    |    |    |    |    |          |          |          |          |          |          |          |          |          |       |       |       |              |               |               | 0             |   |   |  |  |  |
| Stolen Property; Buying, Receiving, Possessing | 13  | M                      |    |    |    |    |    |    |          |          |          |          |          |          |          |          |          |       |       |       |              |               | 0             |               |   |   |  |  |  |
|  | F   |                        |    |    |    |    |    |    |          |          |          |          |          |          |          |          |          |       |       |       |              |               |               | 0             |   |   |  |  |  |
| Vandalism                                      | 14  | M                      |    |    |    |    |    |    |          |          |          |          |          |          |          |          |          |       |       |       |              |               | 0             |               |   |   |  |  |  |
|  | F   |                        |    |    |    |    |    |    |          |          |          |          |          |          |          |          |          |       |       |       |              |               |               | 0             |   |   |  |  |  |
| Weapons  | 15  | M                      |    |    |    |    |    | 1  |          | 2        | 1        |          |          | 1        | 1        | 1        |          |       |       |       |              |               | 7             |               |   |   |  |  |  |
|  | F   |                        |    |    |    |    |    |    |          |          |          | 1        |          | 1        |          | 1        |          |       |       |       |              |               | 3             | 4             | 6 |   |  |  |  |

-37-



ATLANTA AIRPORT POLICE  
 AGE, SEX, AND RACE OF PERSONS ARRESTED  
 17 YEARS OF AGE AND OVER

MONTH JUNE

YEAR 2013

| CLASSIFICATION OF OFFENSES                  | SEX | AGE OF PERSON ARRESTED |    |    |    |    |    |    |          |          |          |          |          |          |          |          |          | TOTAL | RACE  |       |              |               | ETHNIC        |               |
|---|-----|------------------------|----|----|----|----|----|----|----------|----------|----------|----------|----------|----------|----------|----------|----------|-------|-------|-------|--------------|---------------|---------------|---------------|
|   |     | 17                     | 18 | 19 | 20 | 21 | 22 | 23 | 24<br>29 | 30<br>34 | 35<br>39 | 40<br>44 | 45<br>49 | 50<br>54 | 55<br>59 | 60<br>64 | 65<br>UP |       | White | Black | Native Amer. | Asian/Pacific | Whi. Hispanic | Blck Hispanic |
| Prostitution and Commercialized Vice        | 16  | M                      |    |    |    |    |    |    |          |          |          |          |          |          |          |          |          | 0     |       |       |              |               |               |               |
|   | F   |                        |    |    |    |    |    |    |          |          |          |          |          |          |          |          |          | 0     |       |       |              |               |               |               |
| Sex Offenses (except Rape and Prostitution) | 17  | M                      |    |    |    |    |    |    |          |          |          |          |          |          |          |          |          | 0     |       |       |              |               |               |               |
|   | F   |                        |    |    |    |    |    |    |          |          |          |          |          |          |          |          |          | 0     |       |       |              |               |               |               |
| Drug Abuse Violations<br>Grand Total        | 18  | M                      | 0  | 0  | 0  | 0  | 0  | 0  | 0        | 0        | 0        | 0        | 0        | 0        | 0        | 0        | 0        | 0     | 0     | 0     | 0            | 0             | 0             | 0             |
|   | F   | 0                      | 0  | 0  | 0  | 0  | 0  | 0  | 0        | 0        | 0        | 0        | 0        | 0        | 0        | 0        | 0        | 0     | 0     | 0     | 0            | 0             | 0             | 0             |
| (1) Sale/Manufacturing<br>Subtotal          | 180 | M                      | 0  | 0  | 0  | 0  | 0  | 0  | 0        | 0        | 0        | 0        | 0        | 0        | 0        | 0        | 0        | 0     | 0     | 0     | 0            | 0             | 0             | 0             |
|   | F   | 0                      | 0  | 0  | 0  | 0  | 0  | 0  | 0        | 0        | 0        | 0        | 0        | 0        | 0        | 0        | 0        | 0     | 0     | 0     | 0            | 0             | 0             | 0             |
| Opium or Cocaine and their derivatives      | a   | M                      |    |    |    |    |    |    |          |          |          |          |          |          |          |          |          | 0     |       |       |              |               |               |               |
|   | F   |                        |    |    |    |    |    |    |          |          |          |          |          |          |          |          |          | 0     |       |       |              |               |               |               |
| Marijuana                                   | b   | M                      |    |    |    |    |    |    |          |          |          |          |          |          |          |          |          | 0     |       |       |              |               |               |               |
|   | F   |                        |    |    |    |    |    |    |          |          |          |          |          |          |          |          |          | 0     |       |       |              |               |               |               |
| Synthetic Narcotics                         | c   | M                      |    |    |    |    |    |    |          |          |          |          |          |          |          |          |          | 0     |       |       |              |               |               |               |
|   | F   |                        |    |    |    |    |    |    |          |          |          |          |          |          |          |          |          | 0     |       |       |              |               |               |               |
| Other Dangerous Non-Narcotic Drugs          | d   | M                      |    |    |    |    |    |    |          |          |          |          |          |          |          |          |          | 0     |       |       |              |               |               |               |
|   | F   |                        |    |    |    |    |    |    |          |          |          |          |          |          |          |          |          | 0     |       |       |              |               |               |               |
| (2) Possession<br>Subtotal                  | 185 | M                      | 0  | 0  | 0  | 0  | 0  | 0  | 0        | 0        | 0        | 0        | 0        | 0        | 0        | 0        | 0        | 0     | 0     | 0     | 0            | 0             | 0             | 0             |
|   | F   | 0                      | 0  | 0  | 0  | 0  | 0  | 0  | 0        | 0        | 0        | 0        | 0        | 0        | 0        | 0        | 0        | 0     | 0     | 0     | 0            | 0             | 0             | 0             |
| Opium or Cocaine and their derivatives      | e   | M                      |    |    |    |    |    |    |          |          |          |          |          |          |          |          |          | 0     |       |       |              |               |               |               |
|   | F   |                        |    |    |    |    |    |    |          |          |          |          |          |          |          |          |          | 0     |       |       |              |               |               |               |
| Marijuana                                   | f   | M                      |    |    |    |    |    |    |          |          |          |          |          |          |          |          |          | 0     |       |       |              |               |               |               |
|   | F   |                        |    |    |    |    |    |    |          |          |          |          |          |          |          |          |          | 0     |       |       |              |               |               |               |
| Synthetic Narcotics                         | g   | M                      |    |    |    |    |    |    |          |          |          |          |          |          |          |          |          | 0     |       |       |              |               |               |               |
|   | F   |                        |    |    |    |    |    |    |          |          |          |          |          |          |          |          |          | 0     |       |       |              |               |               |               |
| Other Dangerous Non-Narcotic Drugs          | h   | M                      |    |    |    |    |    |    |          |          |          |          |          |          |          |          |          | 0     |       |       |              |               |               |               |
|   | F   |                        |    |    |    |    |    |    |          |          |          |          |          |          |          |          |          | 0     |       |       |              |               |               |               |
| Gambling<br>Total                           | 19  | M                      | 0  | 0  | 0  | 0  | 0  | 0  | 0        | 0        | 0        | 0        | 0        | 0        | 0        | 0        | 0        | 0     | 0     | 0     | 0            | 0             | 0             | 0             |
|   | F   | 0                      | 0  | 0  | 0  | 0  | 0  | 0  | 0        | 0        | 0        | 0        | 0        | 0        | 0        | 0        | 0        | 0     | 0     | 0     | 0            | 0             | 0             | 0             |
| Bookmaking                                  | a   | M                      |    |    |    |    |    |    |          |          |          |          |          |          |          |          |          | 0     |       |       |              |               |               |               |
|   | F   |                        |    |    |    |    |    |    |          |          |          |          |          |          |          |          |          | 0     |       |       |              |               |               |               |
| Numbers and Lottery                         | b   | M                      |    |    |    |    |    |    |          |          |          |          |          |          |          |          |          | 0     |       |       |              |               |               |               |
|   | F   |                        |    |    |    |    |    |    |          |          |          |          |          |          |          |          |          | 0     |       |       |              |               |               |               |

-37a-

**ATLANTA AIRPORT POLICE  
AGE, SEX, AND RACE OF PERSONS ARRESTED  
17 YEARS OF AGE AND OVER**

MONTH JUNE

YEAR 2013

| CLASSIFICATION OF OFFENSES           | SEX | AGE OF PERSON ARRESTED |    |    |    |    |    |    |          |          |          |          |          |          |          |          | TOTAL | RACE     |       |       |              | ETHNIC        |               |               |
|--------------------------------------|-----|------------------------|----|----|----|----|----|----|----------|----------|----------|----------|----------|----------|----------|----------|-------|----------|-------|-------|--------------|---------------|---------------|---------------|
|                                      |     | 17                     | 18 | 19 | 20 | 21 | 22 | 23 | 24<br>29 | 30<br>34 | 35<br>39 | 40<br>44 | 45<br>49 | 50<br>54 | 55<br>59 | 60<br>64 |       | 65<br>UP | White | Black | Native Amer. | Asian/Pacific | Whi. Hispanic | Blck Hispanic |
| All Other Gambling                   | M   |                        |    |    |    |    |    |    |          |          |          |          |          |          |          |          |       | 0        |       |       |              |               |               |               |
|                                      | F   |                        |    |    |    |    |    |    |          |          |          |          |          |          |          |          |       | 0        |       |       |              |               |               |               |
| Offenses Against Family And Children | M   |                        |    |    |    |    |    |    |          |          |          |          |          |          |          |          |       | 0        |       |       |              |               |               |               |
|                                      | F   |                        |    |    |    |    |    |    |          |          |          |          |          |          |          |          |       | 0        |       |       |              |               |               |               |
| Driving Under the Influence          | M   |                        |    |    |    |    |    |    |          |          |          |          |          |          |          |          |       | 0        |       |       |              |               |               |               |
|                                      | F   |                        |    |    |    |    |    |    |          |          |          |          |          |          |          |          |       | 0        |       |       |              |               |               |               |
| Liquor Laws                          | M   |                        |    |    |    |    |    |    |          |          |          |          |          |          |          |          |       | 0        |       |       |              |               |               |               |
|                                      | F   |                        |    |    |    |    |    |    |          |          |          |          |          |          |          |          |       | 0        |       |       |              |               |               |               |
| Drunkenness                          | M   |                        |    |    |    |    |    |    |          |          | 1        |          |          |          |          |          |       | 1        |       |       |              |               |               |               |
|                                      | F   |                        |    |    |    |    |    |    |          |          |          |          |          |          |          |          |       | 0        |       | 1     |              |               |               |               |
| Disorderly Conduct                   | M   |                        |    |    |    |    |    |    |          |          |          | 2        |          |          |          |          |       | 2        |       |       |              |               |               |               |
|                                      | F   |                        |    |    |    |    |    |    |          |          |          |          |          |          |          |          |       | 0        | 1     | 1     |              |               |               |               |
| Vagrancy                             | M   |                        |    |    |    |    |    |    |          |          |          |          |          |          |          |          |       | 0        |       |       |              |               |               |               |
|                                      | F   |                        |    |    |    |    |    |    |          |          |          |          |          |          |          |          |       | 0        |       |       |              |               |               |               |
| All Other Offenses (except Traffic)  | M   |                        |    | 1  |    |    |    | 3  | 3        | 2        | 4        | 12       | 3        | 5        | 4        | 3        | 40    |          |       |       |              |               |               |               |
|                                      | F   |                        |    |    |    |    |    | 1  | 1        |          |          |          | 1        |          |          |          | 3     | 5        | 37    |       | 1            |               |               |               |
| Suspicion                            | M   |                        |    |    |    |    |    |    |          |          |          |          |          |          |          |          | 0     |          |       |       |              |               |               |               |
|                                      | F   |                        |    |    |    |    |    |    |          |          |          |          |          |          |          |          | 0     |          |       |       |              |               |               |               |
| <b>TOTAL</b>                         |     | 0                      | 0  | 2  | 0  | 0  | 1  | 1  | 4        | 6        | 3        | 7        | 14       | 6        | 6        | 6        | 4     | 60       | 12    | 47    | 0            | 1             | 0             | 0             |

JUNE 2013

Month and Year of Report

GA 060240X

Agency Identifier

JULY 15, 2013

Date

*Nail J Kosh*

Prepared By

LIEUTENANT

Title

*George N. Turner*

CHIEF

Chief, Commissioner, Sheriff, or Superintendent

ATLANTA AIRPORT POLICE - GEORGIA

Agency and State

- 37b -

**ATLANTA AIRPORT POLICE  
AGE, SEX, AND RACE OF PERSONS ARRESTED  
16 YEARS OF AGE AND UNDER**

MONTH JUNE

YEAR 2013

| CLASSIFICATION OF OFFENSES                     | SEX | AGE |    |    |    |    |       | RACE  |       |              |               | ETHNIC        |               |  |  |
|--|-----|-----|----|----|----|----|-------|-------|-------|--------------|---------------|---------------|---------------|--|--|
|  |     | 0   | 10 | 13 | 15 | 16 | TOTAL | White | Black | Native Amer. | Asian/Pacific | Whi. Hispanic | Blck Hispanic |  |  |
|  |     | 9   | 12 | 14 | 15 | 16 |       |       |       |              |               |               |               |  |  |
| Murder/Nonnegligent Manslaughter               | 01a | M   |    |    |    |    | 0     |       |       |              |               |               |               |  |  |
|  | F   |     |    |    |    |    | 0     |       |       |              |               |               |               |  |  |
| Manslaughter by Negligence                     | 01b | M   |    |    |    |    | 0     |       |       |              |               |               |               |  |  |
|  | F   |     |    |    |    |    | 0     |       |       |              |               |               |               |  |  |
| Forcible Rape                                  | 02  | M   |    |    |    |    | 0     |       |       |              |               |               |               |  |  |
|  | F   |     |    |    |    |    | 0     |       |       |              |               |               |               |  |  |
| Robbery  | 03  | M   |    |    |    |    | 0     |       |       |              |               |               |               |  |  |
|  | F   |     |    |    |    |    | 0     |       |       |              |               |               |               |  |  |
| Aggravated Assault                             | 04  | M   |    |    |    |    | 0     |       |       |              |               |               |               |  |  |
|  | F   |     |    |    |    |    | 0     |       |       |              |               |               |               |  |  |
| Burglary- Breaking or Entering                 | 05  | M   |    |    |    |    | 0     |       |       |              |               |               |               |  |  |
|  | F   |     |    |    |    |    | 0     |       |       |              |               |               |               |  |  |
| Larceny - Theft (except Motor Vehicle Theft)   | 06  | M   |    |    |    |    | 0     |       |       |              |               |               |               |  |  |
|  | F   |     |    |    |    |    | 0     |       |       |              |               |               |               |  |  |
| Motor Vehicle Theft                            | 07  | M   |    |    |    |    | 0     |       |       |              |               |               |               |  |  |
|  | F   |     |    |    |    |    | 0     |       |       |              |               |               |               |  |  |
| Other Assaults                                 | 08  | M   |    |    |    |    | 0     |       |       |              |               |               |               |  |  |
|  | F   |     |    |    |    |    | 0     |       |       |              |               |               |               |  |  |
| Arson  | 09  | M   |    |    |    |    | 0     |       |       |              |               |               |               |  |  |
|  | F   |     |    |    |    |    | 0     |       |       |              |               |               |               |  |  |
| Forgery and Counterfeiting                     | 10  | M   |    |    |    |    | 0     |       |       |              |               |               |               |  |  |
|  | F   |     |    |    |    |    | 0     |       |       |              |               |               |               |  |  |
| Fraud  | 11  | M   |    |    |    |    | 0     |       |       |              |               |               |               |  |  |
|  | F   |     |    |    |    |    | 0     |       |       |              |               |               |               |  |  |
| Embezzlement                                   | 12  | M   |    |    |    |    | 0     |       |       |              |               |               |               |  |  |
|  | F   |     |    |    |    |    | 0     |       |       |              |               |               |               |  |  |
| Stolen Property; Buying, Receiving, Possessing | 13  | M   |    |    |    |    | 0     |       |       |              |               |               |               |  |  |
|  | F   |     |    |    |    |    | 0     |       |       |              |               |               |               |  |  |
| Vandalism                                      | 14  | M   |    |    |    |    | 0     |       |       |              |               |               |               |  |  |
|  | F   |     |    |    |    |    | 0     |       |       |              |               |               |               |  |  |
| Weapons  | 15  | M   |    |    |    |    | 0     |       |       |              |               |               |               |  |  |
|  | F   |     |    |    |    |    | 0     |       |       |              |               |               |               |  |  |
| Prostitution and Commercialized Vice           | 16  | M   |    |    |    |    | 0     |       |       |              |               |               |               |  |  |
|  | F   |     |    |    |    |    | 0     |       |       |              |               |               |               |  |  |

-37c-

ATLANTA AIRPORT POLICE  
 AGE, SEX, AND RACE OF PERSONS ARRESTED  
 16 YEARS OF AGE AND UNDER

MONTH JUNE  
 YEAR 2013

| CLASSIFICATION OF OFFENSES                  | SEX | AGE |      |      |    |    |       | RACE  |       |              |               | ETHNIC        |               |
|---|-----|-----|------|------|----|----|-------|-------|-------|--------------|---------------|---------------|---------------|
|   |     | 09  | 1012 | 1314 | 15 | 16 | TOTAL | White | Black | Native Amer. | Asian/Pacific | Whi. Hispanic | Blck Hispanic |
|   |     |     |      |      |    |    |       |       |       |              |               |               |               |
| Sex Offenses (except Rape and Prostitution) | 17  | M   |      |      |    |    | 0     |       |       |              |               |               |               |
|   | F   |     |      |      |    |    | 0     |       |       |              |               |               |               |
| Drug Abuse Violations                       | 18  | M   | 0    | 0    | 0  | 0  | 0     |       |       |              |               |               |               |
|   | F   | 0   | 0    | 0    | 0  | 0  | 0     | 0     | 0     | 0            | 0             | 0             | 0             |
| (1) Sale/Manufacturing Subtotal             | 180 | M   | 0    | 0    | 0  | 0  | 0     |       |       |              |               |               |               |
|   | F   | 0   | 0    | 0    | 0  | 0  | 0     | 0     | 0     | 0            | 0             | 0             | 0             |
| Opium or Cocaine and their Derivatives      | a   | M   |      |      |    |    | 0     |       |       |              |               |               |               |
|   | F   |     |      |      |    |    | 0     |       |       |              |               |               |               |
| Marijuana                                   | b   | M   |      |      |    |    | 0     |       |       |              |               |               |               |
|   | F   |     |      |      |    |    | 0     |       |       |              |               |               |               |
| Synthetic Narcotics                         | c   | M   |      |      |    |    | 0     |       |       |              |               |               |               |
|   | F   |     |      |      |    |    | 0     |       |       |              |               |               |               |
| Other Dangerous Non-Narcotic Drugs          | d   | M   |      |      |    |    | 0     |       |       |              |               |               |               |
|   | F   |     |      |      |    |    | 0     |       |       |              |               |               |               |
| (2) Possession Subtotal                     | 185 | M   | 0    | 0    | 0  | 0  | 0     |       |       |              |               |               |               |
|   | F   | 0   | 0    | 0    | 0  | 0  | 0     | 0     | 0     | 0            | 0             | 0             | 0             |
| Opium or Cocaine and their Derivatives      | e   | M   |      |      |    |    | 0     |       |       |              |               |               |               |
|   | F   |     |      |      |    |    | 0     |       |       |              |               |               |               |
| Marijuana                                   | f   | M   |      |      |    |    | 0     |       |       |              |               |               |               |
|   | F   |     |      |      |    |    | 0     |       |       |              |               |               |               |
| Synthetic Narcotics                         | g   | M   |      |      |    |    | 0     |       |       |              |               |               |               |
|   | F   |     |      |      |    |    | 0     |       |       |              |               |               |               |
| Other Dangerous Non-Narcotic Drugs          | h   | M   |      |      |    |    | 0     |       |       |              |               |               |               |
|   | F   |     |      |      |    |    | 0     |       |       |              |               |               |               |
| Gambling Total                              | 19  | M   | 0    | 0    | 0  | 0  | 0     |       |       |              |               |               |               |
|   | F   | 0   | 0    | 0    | 0  | 0  | 0     | 0     | 0     | 0            | 0             | 0             | 0             |
| Bookmaking                                  | a   | M   |      |      |    |    | 0     |       |       |              |               |               |               |
|   | F   |     |      |      |    |    | 0     |       |       |              |               |               |               |
| Numbers and Lottery                         | b   | M   |      |      |    |    | 0     |       |       |              |               |               |               |
|   | F   |     |      |      |    |    | 0     |       |       |              |               |               |               |
| All Other Gambling                          | c   | M   |      |      |    |    | 0     |       |       |              |               |               |               |
|   | F   |     |      |      |    |    | 0     |       |       |              |               |               |               |
| Offenses Against Family and Children        | 20  | M   |      |      |    |    | 0     |       |       |              |               |               |               |
|   | F   |     |      |      |    |    | 0     |       |       |              |               |               |               |

-37d-

**ATLANTA AIRPORT POLICE  
AGE, SEX, AND RACE OF PERSONS ARRESTED  
16 YEARS OF AGE AND UNDER**

MONTH JUNE

YEAR 2013

| CLASSIFICATION OF OFFENSES          | SEX | AGE |      |      |    |    |       | RACE  |       |              |               | ETHNIC        |               |
|-------------------------------------|-----|-----|------|------|----|----|-------|-------|-------|--------------|---------------|---------------|---------------|
|                                     |     | 09  | 1012 | 1314 | 15 | 16 | TOTAL | White | Black | Native Amer. | Asian/Pacific | Whi. Hispanic | Blck Hispanic |
|                                     |     |     |      |      |    |    |       |       |       |              |               |               |               |
| Driving Under the Influence         | 21  | M   |      |      |    |    | 0     |       |       |              |               |               |               |
|                                     | F   |     |      |      |    |    | 0     |       |       |              |               |               |               |
| Liquor Laws                         | 22  | M   |      |      |    |    | 0     |       |       |              |               |               |               |
|                                     | F   |     |      |      |    |    | 0     |       |       |              |               |               |               |
| Drunkenness                         | 23  | M   |      |      |    |    | 0     |       |       |              |               |               |               |
|                                     | F   |     |      |      |    |    | 0     |       |       |              |               |               |               |
| Disorderly Conduct                  | 24  | M   |      |      |    |    | 0     |       |       |              |               |               |               |
|                                     | F   |     |      |      |    |    | 0     |       |       |              |               |               |               |
| Vagrancy                            | 25  | M   |      |      |    |    | 0     |       |       |              |               |               |               |
|                                     | F   |     |      |      |    |    | 0     |       |       |              |               |               |               |
| All Other Offenses (except Traffic) | 26  | M   |      |      |    |    | 0     |       |       |              |               |               |               |
|                                     | F   |     |      |      |    |    | 0     |       |       |              |               |               |               |
| Suspicion                           | 27  | M   |      |      |    |    | 0     |       |       |              |               |               |               |
|                                     | F   |     |      |      |    |    | 0     |       |       |              |               |               |               |
| Curfew and Loitering                | 28  | M   |      |      |    |    | 0     |       |       |              |               |               |               |
|                                     | F   |     |      |      |    |    | 0     |       |       |              |               |               |               |
| Run-Aways                           | 29  | M   |      |      |    |    | 0     |       |       |              |               |               |               |
|                                     | F   |     |      |      |    |    | 0     |       |       |              |               |               |               |
| <b>Total</b>                        |     |     | 0    | 0    | 0  | 0  | 0     | 0     | 0     | 0            | 0             | 0             | 0             |

-37e-

JUNE 2013

Month and Year of Report

GA 060240X

Agency Identifier

JULY 15, 2013

Date

*Nail J King*

LIEUTENANT

Prepared By

*George N. Tunnah*

CHIEF

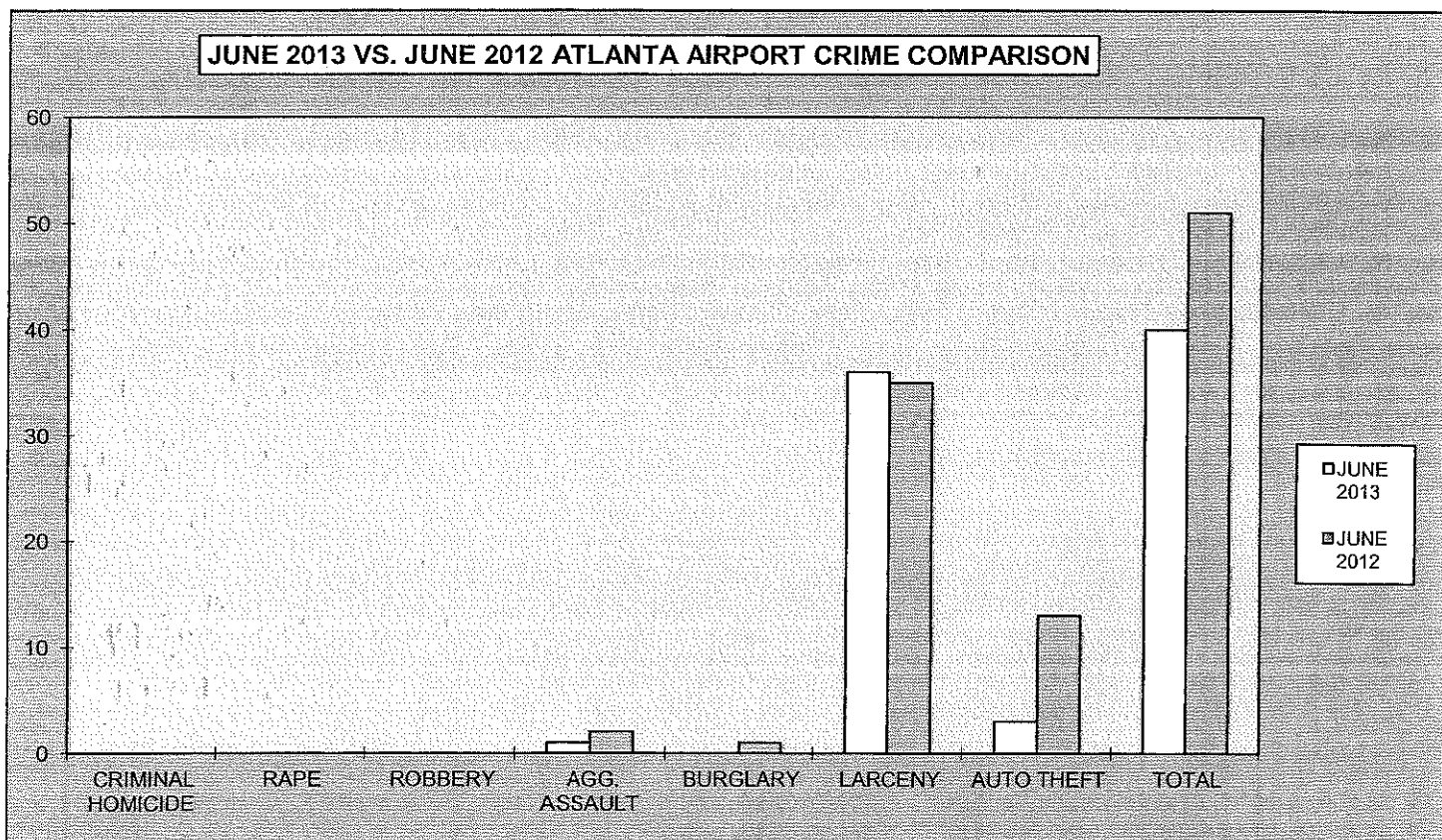
Chief, Commissioner, Sheriff, or Superintendent

ATLANTA AIRPORT POLICE - GEORGIA

Agency and State

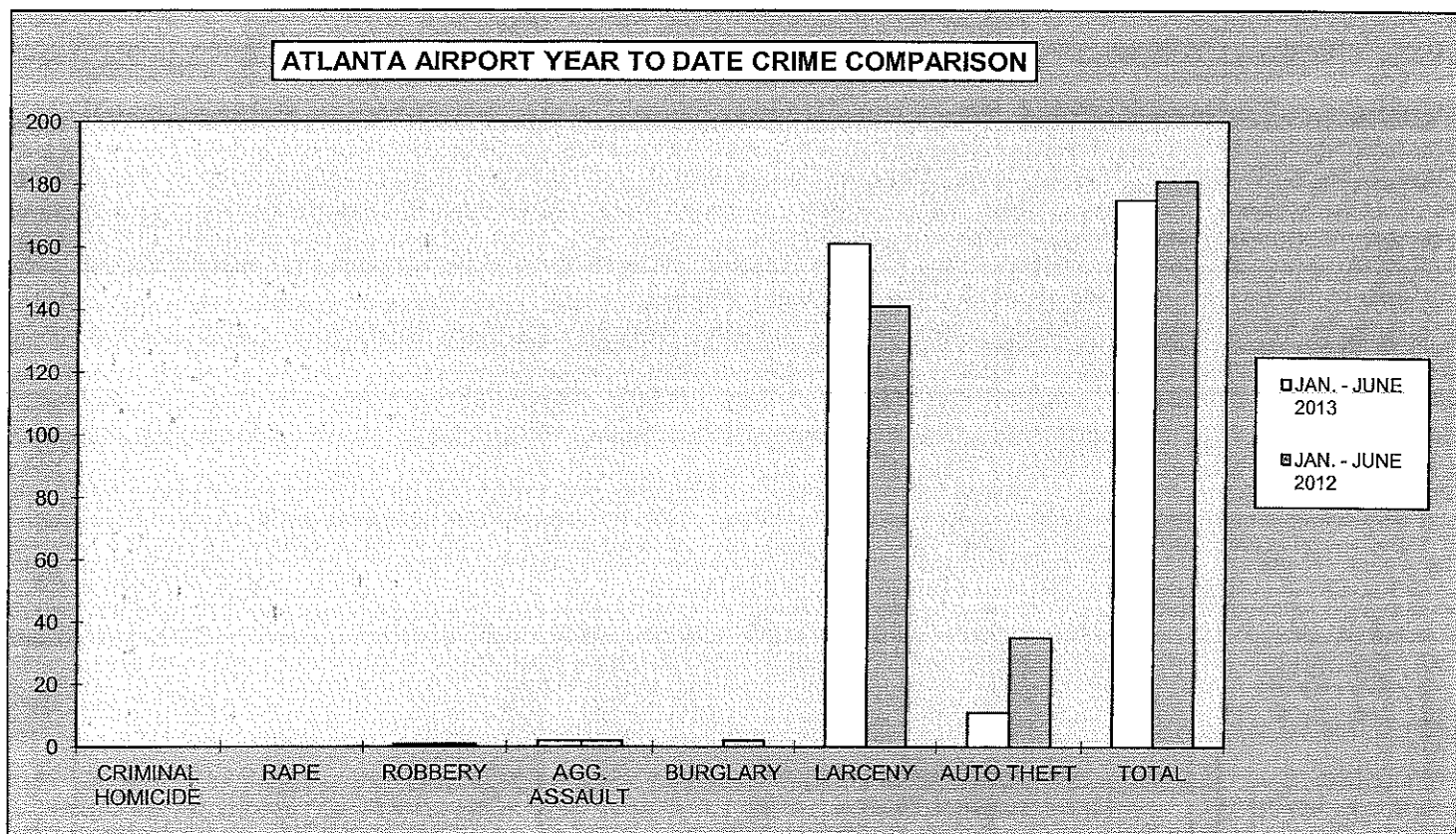
**2013  
ATLANTA AIRPORT  
MONTHLY CRIME COMPARISON**

| CRIME                        | JUNE 2013 | JUNE 2012 | # DIFFERENCE | % DIFFERENCE |
|------------------------------|-----------|-----------|--------------|--------------|
| CRIMINAL HOMICIDE            | 0         | 0         | 0            | 0%           |
| RAPE                         | 0         | 0         | 0            | 0%           |
| ROBBERY                      | 0         | 0         | 0            | 0%           |
| AGG. ASSAULT                 | 1         | 2         | -1           | -50%         |
| BURGLARY                     | 0         | 1         | -1           | -100%        |
| RESIDENCE                    | 0         | 0         | 0            | 0%           |
| NON-RESIDENCE                | 0         | 1         | -1           | -100%        |
| LARCENY                      | 36        | 35        | 1            | 3%           |
| POCKETPICKING                | 0         | 0         | 0            | 0%           |
| PURSE SNATCHING              | 1         | 0         | 1            | 100%         |
| SHOPLIFTING                  | 1         | 0         | 1            | 100%         |
| FROM MOTOR VEHICLES          | 1         | 5         | -4           | -80%         |
| MOTOR VEH. PARTS/ACCESSORIES | 0         | 5         | -5           | -100%        |
| BICYCLES                     | 0         | 0         | 0            | 0%           |
| FROM BUILDINGS               | 10        | 7         | 3            | 43%          |
| FROM COIN OPERATED MACHINES  | 0         | 0         | 0            | 0%           |
| ALL OTHER                    | 23        | 18        | 5            | 28%          |
| AUTO THEFT                   | 3         | 13        | -10          | -77%         |
| <b>TOTAL</b>                 | <b>40</b> | <b>51</b> | <b>-11</b>   | <b>-22%</b>  |



2013  
ATLANTA AIRPORT  
YEAR TO DATE CRIME COMPARISON

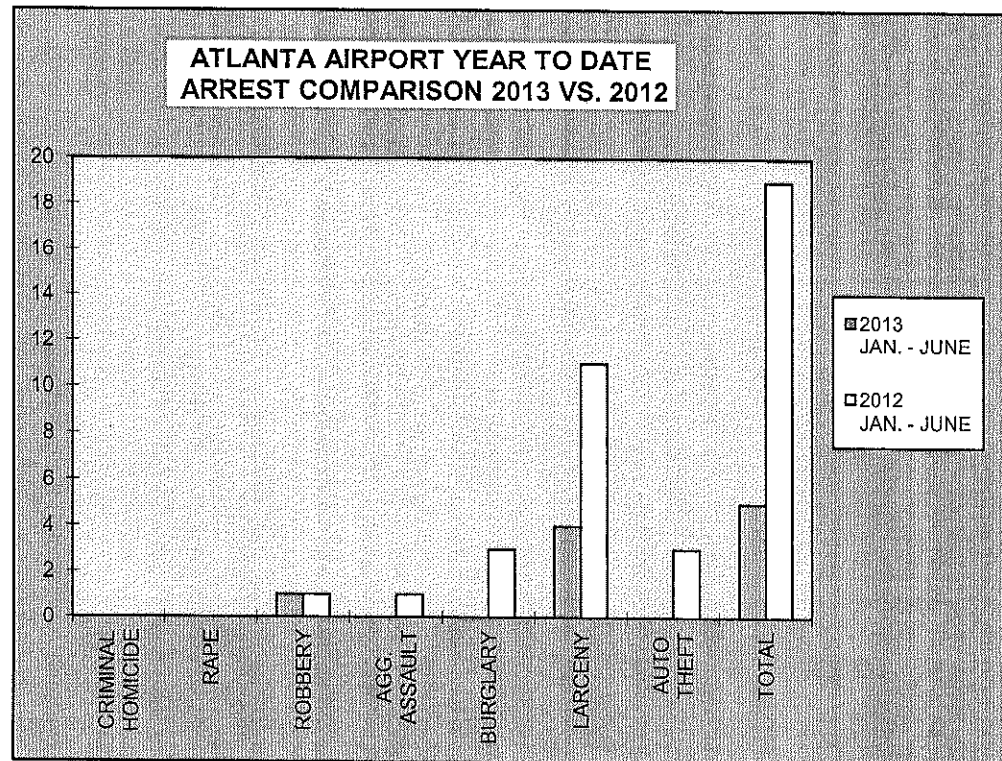
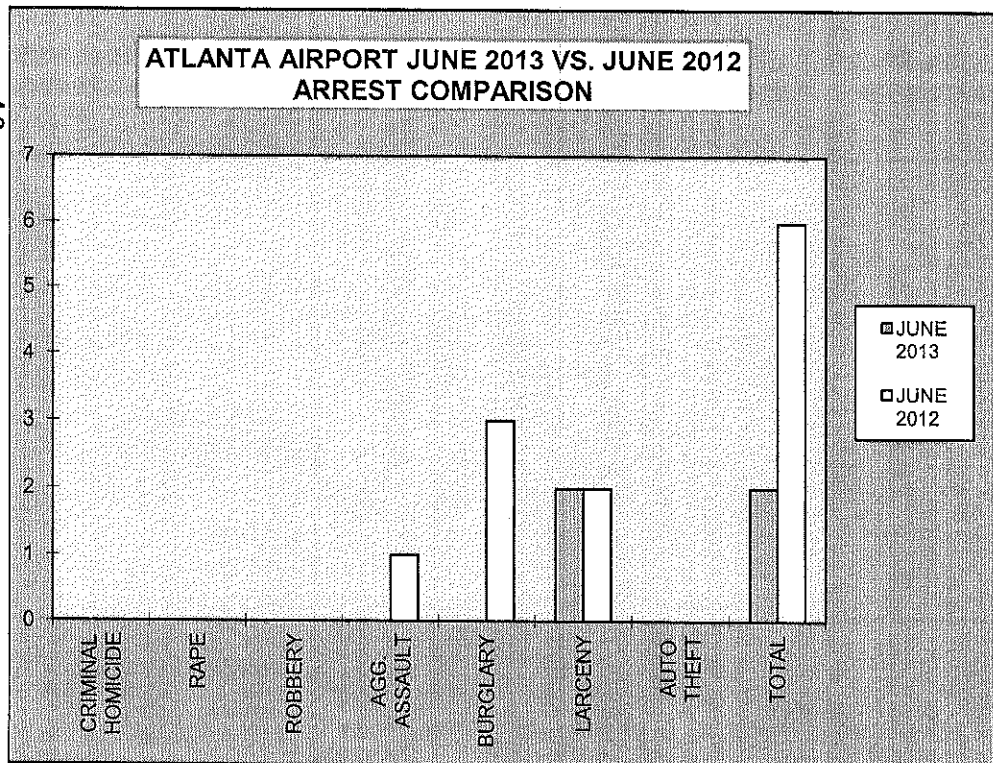
| FIRST 6 MONTHS               |                  |                  |              |              |
|------------------------------|------------------|------------------|--------------|--------------|
| CRIME                        | JAN. - JUNE 2013 | JAN. - JUNE 2012 | # DIFFERENCE | % DIFFERENCE |
| CRIMINAL HOMICIDE            | 0                | 0                | 0            | 0%           |
| RAPE                         | 0                | 0                | 0            | 0%           |
| ROBBERY                      | 1                | 1                | 0            | 0%           |
| AGG. ASSAULT                 | 2                | 2                | 0            | 0%           |
| BURGLARY                     | 0                | 2                | -2           | -100%        |
| RESIDENCE                    | 0                | 0                | 0            | 0%           |
| NON-RESIDENCE                | 0                | 2                | -2           | -100%        |
| LARCENY                      | 161              | 141              | 20           | 14%          |
| POCKETPICKING                | 0                | 2                | -2           | -100%        |
| PURSE SNATCHING              | 2                | 1                | 1            | 100%         |
| SHOPLIFTING                  | 1                | 5                | -4           | -80%         |
| FROM MOTOR VEHICLES          | 12               | 17               | -5           | -29%         |
| MOTOR VEH. PARTS/ACCESSORIES | 6                | 18               | -12          | -67%         |
| BICYCLES                     | 2                | 0                | 2            | 100%         |
| FROM BUILDINGS               | 52               | 34               | 18           | 53%          |
| FROM COIN OPERATED MACHINES  | 0                | 3                | -3           | -100%        |
| ALL OTHER                    | 86               | 61               | 25           | 41%          |
| AUTO THEFT                   | 11               | 35               | -24          | -69%         |
| <b>TOTAL</b>                 | <b>175</b>       | <b>181</b>       | <b>-6</b>    | <b>-3%</b>   |



**2013  
ATLANTA AIRPORT  
ARREST COMPARISON**

| <b>JUNE ARREST COMPARISON</b> |           |           |              |              |
|-------------------------------|-----------|-----------|--------------|--------------|
| CRIME                         | JUNE 2013 | JUNE 2012 | # DIFFERENCE | % DIFFERENCE |
| CRIMINAL HOMICIDE             | 0         | 0         | 0            | 0%           |
| RAPE                          | 0         | 0         | 0            | 0%           |
| ROBBERY                       | 0         | 0         | 0            | 0%           |
| AGG. ASSAULT                  | 0         | 1         | -1           | -100%        |
| BURGLARY                      | 0         | 3         | -3           | -100%        |
| LARCENY                       | 2         | 2         | 0            | 0%           |
| AUTO THEFT                    | 0         | 0         | 0            | 0%           |
| <b>TOTAL</b>                  | <b>2</b>  | <b>6</b>  | <b>-4</b>    | <b>-67%</b>  |

| <b>FIRST 6 MONTHS ARREST COMPARISON</b> |                  |                  |              |              |
|---|------------------|------------------|--------------|--------------|
| CRIME                                   | 2013 JAN. - JUNE | 2012 JAN. - JUNE | # DIFFERENCE | % DIFFERENCE |
| CRIMINAL HOMICIDE                       | 0                | 0                | 0            | 0%           |
| RAPE                                    | 0                | 0                | 0            | 0%           |
| ROBBERY                                 | 1                | 1                | 0            | 0%           |
| AGG. ASSAULT                            | 0                | 1                | -1           | -100%        |
| BURGLARY                                | 0                | 3                | -3           | -100%        |
| LARCENY                                 | 4                | 11               | -7           | -64%         |
| AUTO THEFT                              | 0                | 3                | -3           | -100%        |
| <b>TOTAL</b>                            | <b>5</b>         | <b>19</b>        | <b>-14</b>   | <b>-74%</b>  |





2013  
ATLANTA AIRPORT  
CLEAR-UP RATE

| CRIME             | ATLANTA AIRPORT JUNE 2013<br>CLEAR-UP RATE | ATLANTA AIRPORT JUNE 2012<br>CLEAR-UP RATE |
|-------------------|--|--|
| CRIMINAL HOMICIDE | 0%   | 0%   |
| RAPE              | 0%   | 0%   |
| ROBBERY           | 0%   | 0%   |
| AGG. ASSAULT      | 0%   | 50%  |
| BURGLARY          | 0%   | 100%                                       |
| LARCENY           | 6%   | 6%   |
| AUTO THEFT        | 0%   | 15%  |

