

FBI UNIFORM CRIME REPORTING

ATLANTA POLICE DEPARTMENT

226 PEACHTREE STREET, SW

ATLANTA, GEORGIA 30303



MARCH 2013

SUPPORT SERVICES DIVISION
INFORMATION SERVICES SECTION

TABLE OF CONTENTS

	Page
U. C. R. COMPARATIVE CRIME REPORT -----	1
RETURN A - MONTHLY RETURN OF OFFENSES KNOWN TO THE POLICE -----	2
PROPERTY STOLEN BY CLASSIFICATION -----	3
	3a
LAW ENFORCEMENT OFFICERS KILLED OR ASSAULTED -----	4
MONTHLY RETURN OF ARSON OFFENSES KNOWN TO LAW ENFORCEMENT -----	5
POLICE DISPOSITION OF JUVENILES -----	6
SUPPLEMENTARY HOMICIDE REPORT -----	7
SEX AND RACE OF PERSONS ARRESTED -----	8
	8a-8e
HOMICIDE COMPARISON REPORT -----	9
HOMICIDE BREAKDOWN REPORT -----	10
SEVEN MAJOR CRIMES - MONTHLY CRIME COMPARISON -----	11
SEVEN MAJOR CRIMES - YEAR TO DATE CRIME COMPARISON -----	12
SEVEN MAJOR CRIMES ARREST MONTHLY AND YEAR TO DATE COMPARISON -----	13
CRIMES AGAINST PERSONS MONTHLY AND YEAR TO DATE COMPARISON -----	14
CRIMES AGAINST PROPERTY MONTHLY AND YEAR TO DATE COMPARISON -----	15
CRIMES AGAINST PERSONS & PROPERTY MONTHLY COMPARISON BY ZONES -----	16
CRIMES AGAINST PERSONS & PROPERTY YEAR TO DATE COMPARISON BY ZONES -----	17
SEVEN MAJOR CRIMES MONTHLY CRIME COMPARISON BY ZONES -----	18
SEVEN MAJOR CRIMES - YEAR TO DATE CRIME COMPARISON BY ZONES -----	19
SEVEN MAJOR CRIMES - MONTHLY CRIME COMPARISON - ZONE 1 -----	20
SEVEN MAJOR CRIMES - YEAR TO DATE CRIME COMPARISON - ZONE 1 -----	21
SEVEN MAJOR CRIMES - MONTHLY CRIME COMPARISON - ZONE 2 -----	22
SEVEN MAJOR CRIMES - YEAR TO DATE CRIME COMPARISON - ZONE 2 -----	23
SEVEN MAJOR CRIMES - MONTHLY CRIME COMPARISON - ZONE 3 -----	24
SEVEN MAJOR CRIMES - YEAR TO DATE CRIME COMPARISON - ZONE 3 -----	25
SEVEN MAJOR CRIMES - MONTHLY CRIME COMPARISON - ZONE 4 -----	26
SEVEN MAJOR CRIMES - YEAR TO DATE CRIME COMPARISON - ZONE 4 -----	27
SEVEN MAJOR CRIMES - MONTHLY CRIME COMPARISON - ZONE 5 -----	28
SEVEN MAJOR CRIMES - YEAR TO DATE CRIME COMPARISON - ZONE 5 -----	29
SEVEN MAJOR CRIMES - MONTHLY CRIME COMPARISON - ZONE 6 -----	30
SEVEN MAJOR CRIMES - YEAR TO DATE CRIME COMPARISON - ZONE 6 -----	31
CLEAR-UP RATE COMPARISON -----	32
ATLANTA AIRPORT -----	33
RETURN A - MONTHLY RETURN OF OFFENSES KNOWN TO THE POLICE -----	34
PROPERTY STOLEN BY CLASSIFICATION -----	35
	35a
SEX AND RACE OF PERSONS ARRESTED -----	36
	36a-36e
SEVEN MAJOR CRIMES - MONTHLY CRIME COMPARISON -----	37
SEVEN MAJOR CRIMES - YEAR TO DATE CRIME COMPARISON -----	38
SEVEN MAJOR CRIMES ARREST MONTHLY AND YEAR TO DATE COMPARISON -----	39
CLEAR-UP RATE COMPARISON -----	40

MARCH 2013
U.C.R. COMPARATIVE CRIME REPORT
SUPPORT SERVICES DIVISION
INFORMATION SERVICES SECTION

	<u>MARCH 2013</u>		<u>MARCH 2012</u>		<u>COMPARATIVE ACTUAL</u>	<u>% CHANGE ACTUAL</u>	<u>COMPARATIVE CLEARED</u>	<u>% CHANGE CLEARED</u>
	<u>ACTUAL</u>	<u>CLEARED</u>	<u>ACTUAL</u>	<u>CLEARED</u>				
MURDER	3	2	10	6	-7	-70%	-4	-67%
RAPE	7	5	1	9	6	600%	-4	-44%
ROBBERY	160	44	160	38	0	0%	6	16%
AGG. ASSAULT	232	162	319	212	-87	-27%	-50	-24%
BURGLARY - RESIDENCE	360		400		-40	-10%		
BURGLARY - NON-RESIDENCE	51	41	47	37	4	9%	4	11%
LARCENY - \$200 AND OVER	363		464		-101	-22%		
LARCENY - \$50 TO \$199	85	276	118	269	-33	-28%	7	3%
LARCENY - UNDER \$50	814		791		23	3%		
AUTO THEFT	382	23	361	42	21	6%	-19	-45%
TOTAL	2,457		2,671		-214	-8%		
AUTOS RECOVERED	136		50		86	172%		

	<u>2013 JANUARY - MARCH</u>		<u>2012 JANUARY - MARCH</u>		<u>COMPARATIVE ACTUAL</u>	<u>% CHANGE ACTUAL</u>	<u>COMPARATIVE CLEARED</u>	<u>% CHANGE CLEARED</u>
	<u>ACTUAL</u>	<u>CLEARED</u>	<u>ACTUAL</u>	<u>CLEARED</u>				
MURDER	17	15	19	13	-2	-11%	2	15%
RAPE	21	21	25	22	-4	-16%	-1	-5%
ROBBERY	545	134	429	108	116	27%	26	24%
AGG. ASSAULT	667	456	820	549	-153	-19%	-93	-17%
BURGLARY - RESIDENCE	1,224		1,162		62	5%		
BURGLARY - NON-RESIDENCE	187	123	160	133	27	17%	-10	-8%
LARCENY - \$200 AND OVER	1,130		1,299		-169	-13%		
LARCENY - \$50 TO \$199	253	769	326	754	-73	-22%	15	2%
LARCENY - UNDER \$50	2,380		2,250		130	6%		
AUTO THEFT	1,224	81	1,099	87	125	11%	-6	-7%
TOTAL	7,648		7,589		59	1%		
AUTOS RECOVERED	579		182		397	218%		

-1-

RETURN A - MONTHLY RETURN OF OFFENSES KNOWN TO THE POLICE

1-720b (Rev. 8-30-94)
OMB No. 1110-0001

This report is authorized by law Title 28, Section 534, U.S. Code. While you are not required to respond, your cooperation in forwarding this report by the 7th day after the close of the month to Uniform Crime Reports, Federal Bureau of Investigation, Washington, D.C. 20535, will assist in compiling comprehensive, accurate national crime figures on a timely basis.

1	2	3	4	5	6
CLASSIFICATION OF OFFENSES	OFFENSES REPORTED OR KNOWN TO POLICE (INCLUDE "UNFOUNDED" AND ATTEMPTS)	UNFOUNDED, I.E., FALSE OR BASELESS COMPLAINTS	NUMBER OF ACTUAL OFFENSES (COLUMN 2 MINUS COLUMN 3) INCLUDE ATTEMPTS	TOTAL OFFENSES CLEARED BY ARREST OR EXCEPTIONAL MEANS (INCLUDES COL. 5)	NUMBER OF CLEARANCES INVOLVING ONLY PERSONS UNDER 18 YEARS OF AGE
1. CRIMINAL HOMICIDE					
a. MURDER AND NONNEGLIGENT HOMICIDE	3	0	3	2	0
b. MANSLAUGHTER BY NEGLIGENCE					
2. FORCIBLE RAPE TOTAL	7	0	7	5	0
a. Rape by Force	7	0	7	5	0
b. Attempts to commit Forcible Rape	0	0	0	0	0
3. ROBBERY TOTAL	165	5	160	44	1
a. Firearm	98	4	94	21	0
b. Knife or Cutting Instrument	4	1	3	1	0
c. Other Dangerous Weapon	11	0	11	4	0
d. Strong-Arm (Hands, Fists, Feet, etc.)	52	0	52	18	1
4. ASSAULT TOTAL	770	12	758	557	20
a. Firearm	93	1	92	48	3
b. Knife or cutting instrument	40	2	38	35	1
c. Other Dangerous Weapon	88	4	84	59	1
d. Strong-Arm	18	0	18	20	1
e. Other Assaults - Simple, Not Aggravated	531	5	526	395	14
5. BURGLARY TOTAL	418	7	411	41	0
a. Forcible Entry	321	6	315	32	0
b. Unlawful Entry - No Force	74	1	73	7	0
c. Attempted Forcible Entry	23	0	23	2	0
6. LARCENY THEFT TOTAL (except Motor Vehicle Theft)	1,283	21	1,262	276	14
7. MOTOR VEHICLE THEFT TOTAL	409	27	382	23	5
a. Autos	364	27	337	22	5
b. Trucks and Buses	32	0	32	1	0
c. Other Vehicles	13	0	13	0	0
GRAND TOTAL	3,055	72	2,983	948	40

CHECKING ANY OF THE APPROPRIATE BLOCKS BELOW WILL ELIMINATE YOUR NEED TO SUBMIT REPORTS WHEN THE VALUES ARE ZERO. THIS WILL ALSO AID THE NATIONAL PROGRAM IN ITS QUALITY CONTROL EFFORTS.

- NO SUPPLEMENTARY HOMICIDE REPORT SUBMITTED SINCE NO MURDERS, JUSTIFIABLE HOMICIDES, OR MANSLAUGHTER BY NEGLIGENCE OCCURRED IN THIS JURISDICTION DURING THE MONTH.
- NO SUPPLEMENT TO RETURN A REPORT SINCE NO CRIME OFFENSES OR RECOVERY OF PROPERTY REPORTED DURING THE MONTH.
- NO LAW ENFORCEMENT OFFICERS KILLED OR ASSAULTED REPORT SINCE NONE OF THE OFFICERS WERE ASSAULTED OR KILLED DURING THE MONTH.

- NO AGE, SEX, AND RACE OF PERSONS ARRESTED UNDER 18 YEARS OF AGE REPORT SINCE NO ARRESTS OF PERSONS WITHIN THIS AGE GROUP.
- NO AGE, SEX, AND RACE OF PERSONS ARRESTED 18 YEARS OF AGE AND OVER REPORT SINCE NO ARRESTS OF PERSONS WITHIN THIS AGE GROUP.
- NO MONTHLY RETURN OF ARSON OFFENSES KNOWN TO LAW ENFORCEMENT REPORT SINCE NO ARSONS OCCURRED.

DO NOT USE THIS SPACE

	INITIALS
RECORDED	
EDITED	
ENTERED	
ADJUSTED	
CHECKED	

* TOTALS INCLUDE PREVIOUS OFFENSES

MARCH 2013

Month and Year of Report

GAAPD 0000

Agency Identifier

APRIL 9, 2013

Date

ATLANTA POLICE DEPARTMENT - GEORGIA

Agency and State

Walt J. K... LIQUENTENANT

Prepared By

Title

George J. ... CHIEF

Chief, Commissioner, Sheriff, or Superintendent

PROPERTY STOLEN BY CLASSIFICATION

CLASSIFICATION	DATA ENTRY	Number of Actual Offenses (Column 4 Return A)	Monetary Value of Property Stolen
1. MURDER AND NONNEGLIGENT MANSLAUGHTER	12	3	\$ 0.00
2. FORCIBLE RAPE	20	7	\$ 250.00
3. ROBBERY			
(a) HIGHWAY (streets, alleys, etc.)	31	115	33,431.00
(b) COMMERCIAL HOUSE (except c, d, and f)	32	11	7,337.00
(c) GAS OR SERVICE STATION	33	1	0.00
(d) CONVENIENCE STORE	34	2	3,141.00
(e) RESIDENCE (anywhere on premises)	35	18	10,311.00
(f) BANK	36	2	2,900.00
(g) MISCELLANEOUS	37	11	4,356.00
TOTAL ROBBERY	30	160	\$ 61,476.00
5. BURGLARY - BREAKING OR ENTERING			
(a) RESIDENCE (dwelling)			
(1) NIGHT (6 p.m. - 6 a.m.)	51	125	141,657.00
(2) DAY (6 a.m. - 6 p.m.)	52	235	325,249.00
(3) UNKNOWN	53	0	0.00
(b) NON-RESIDENCE (store, office, etc.)			
(1) NIGHT (6 p.m. - 6 a.m.)	54	32	90,218.00
(2) DAY (6 a.m. - 6 p.m.)	55	19	9,334.00
(3) UNKNOWN	56	0	0.00
TOTAL BURGLARY	50	411	\$ 566,458.00
6. LARCENY - THEFT (Except Motor Vehicle Theft)			
(a) \$200 AND OVER	61	363	952,586.00
(b) \$50 TO \$200	62	85	8,979.00
(c) UNDER \$50	63	814	1,982.00
TOTAL LARCENY (Same as Item 6X)	60	1,262	\$ 963,547.00
7. MOTOR VEHICLE THEFT (Include Alleged Joy Ride)	70	382	\$ 510,530.00
GRAND TOTAL - ALL ITEMS	77	2,022	\$ 2,102,261.00
ADDITIONAL ANALYSIS OF LARCENY AND MOTOR VEHICLE THEFT			
6X. NATURE OF LARCENIES UNDER ITEM 6			
(a) POCKET-PICKING	81	1	301.00
(b) PURSE-SNATCHING	82	33	4,073.00
(c) SHOPLIFTING	83	222	77,408.00
(d) FROM MOTOR VEHICLES (except e)	84	549	289,235.00
(e) MOTOR VEHICLE PARTS AND ACCESSORIES	85	99	40,702.00
(f) BICYCLES	86	15	4,511.00
(g) FROM BUILDING (except c and h)	87	129	60,421.00
(h) FROM ANY COIN-OPERATED MACHINES (parking meters, etc.)	88	1	2,300.00
(i) ALL OTHER	89	213	484,596.00
TOTAL LARCENIES (Same as Item 6)	80	1,262	\$ 963,547.00
7X. MOTOR VEHICLES RECOVERED			
(a) STOLEN LOCALLY AND RECOVERED LOCALLY	91	95	
(b) STOLEN LOCALLY AND RECOVERED BY OTHER JURISDICTIONS	92	41	
(c) TOTAL LOCALLY STOLEN MOTOR VEHICLES RECOVERED (a & b)	93	136	
(d) STOLEN IN OTHER JURISDICTIONS AND RECOVERED LOCALLY	90	N/A	

SUPPLEMENT TO RETURN A
MONTHLY RETURN OF OFFENSES KNOWN TO THE POLICE

1-706 (Rev. 8-30-94)
Form Approved
OMB No. 1110-0007

This report is authorized by law, Title 28, Section 534, U. S. Code. While you are not required to respond, your cooperation in submitting this report with the Return A will assist the FBI in compiling comprehensive, accurate figures on a timely basis.

This form deals with the nature of crime and the monetary value of property stolen and recovered. The total offenses recorded on the form should be the same as the number of actual offenses listed in Column 4 of the Return A for each crime class. Include attempted crimes on this form, but do not include unfounded offenses. If you cannot complete the report in all areas, please record as much information as is available. Tally sheets will be sent upon request.

PROPERTY BY TYPE AND VALUE

Type of Property (1)	Data Entry	Monetary Value of Property Stolen in Your Jurisdiction	
		Stolen (2)	Recovered (3)
(A) Currency, Notes, Etc.	01	\$ 155,506.00	\$ 0.00
(B) Jewelry and Precious Metals	02	112,327.00	0.00
(C) Clothing and Furs	03	57,240.00	1.00
(D) Locally Stolen Motor Vehicles	04	510,530.00	127,089.00
(E) Office Equipment	05	14,120.00	0.00
(F) Televisions, Radios, Stereos, Etc.	06	494,387.00	1.00
(G) Firearms	07	11,841.00	0.00
(H) Household Goods	08	18,474.00	0.00
(I) Consumable Goods	09	6,645.00	1.00
(J) Livestock	10	0.00	0.00
(K) Miscellaneous	11	721,191.00	3.00
TOTAL	00	\$ 2,102,261.00	\$ 127,095.00

The total of this column should agree with the Grand Total (DATA ENTRY 77) shown on page 2.

Include in this column all property recovered even though stolen in prior months. The above is an accounting for only that property stolen in your jurisdiction. This will include property recovered for you by other jurisdictions, but not property you recover for them.

APRIL 9, 2013

DATE

Nail J. K...
PREPARED BY

LIEUTENANT

PREPARED BY

TITLE

George H. ...
CHIEF, COMMISSIONER, SHERIFF OR SUPERINTENDENT

CHIEF

MARCH 2013

Month and Year of Report

GAAPD 0000

Agency Identifier

ATLANTA POLICE DEPARTMENT - GEORGIA

Agency and State

LAW ENFORCEMENT OFFICERS KILLED OR ASSAULTED

It is requested this report be completed and transmitted with monthly crime reports to: Director, Federal Bureau of Investigation, Uniform Crime Reports, Washington, D. C. 20535. This form should be used to report the number of your officers who were assaulted or killed in the line of duty during the month. Additional information concerning officers killed will be requested by a separate questionnaire.

OFFICERS KILLED Number of your law enforcement officers killed in the line of duty this month.	By felonious act <u> 0 </u> By accident or negligence <u> 0 </u>
--	---

Officers Assaulted (Do not include officers killed) - See other side for instructions.

Type of Activity	Total Assaults by Weapon	Type of Weapon					Type of Assignment						Police Assaults Cleared
		Firearm	Knife or Other Cutting Instrument	Other Dangerous Weapon	Hands, Fists, Feet, etc.	Two-Officer Vehicle	One-Officer Vehicle		Detective or Special Assign.		Other		
							Alone	As-sisted	Alone	As-sisted	Alone	As-sisted	
A	B	C	D	E	F	G	H	I	J	K	L	M	
1. Responding to "Disturbance" calls (family quarrels, man with gun, etc.)	5				5		5						5
2. Burglaries in progress or pursuing burglary suspects	0												
3. Robberies in progress or pursuing robbery suspects	0												
4. Attempting other arrests	2				2		2						2
5. Civil disorder (riot, mass disobedience)	0												
6. Handling, transporting, custody of prisoners	5				5		1				3	1	5
7. Investigating suspicious persons or circumstances	0												
8. Ambush - no warning	0												
9. Mentally deranged	0												
10. Traffic pursuits and stops	1				1		1						1
11. All Other	3				3						1	2	1
12. TOTAL (1-11)	16	0	0	0	16	0	2	7	0	0	4	3	14
13. Number with personal injury	1				1								
14. Number without personal injury	15				15								
15. Time of assaults													
AM	3	4											
PM		1	6		2								

DO NOT WRITE HERE	
Recorded	Initials
Edited	
Punched	
Verified	
Adjusted	
DOJ/FBI	

12:01 2:00 4:00 6:00 8:00 10:00 12:00

MARCH 2013	GAAPD 0000	<i>Nail J Klay</i>	LIEUTENANT
Month and Year	Agency Identifier	Prepared By	Title
ATLANTA POLICE DEPARTMENT	GEORGIA	<i>[Signature]</i>	CHIEF
Agency	State	Chief, Sheriff, Commissioner, Superintendent	

MONTHLY RETURN OF ARSON OFFENSES KNOWN TO LAW ENFORCEMENT

DO-73 (2-11-82)
Form Approved
OMB No. 1110-0006

This report is authorized by law Title 28, Section 534, United States Code, and the enactment of the fiscal year 1979, Department of Justice Authorization Bill S. 3151. While you are not required to respond, your cooperation in using this form to report all incidents of arson which become known to your department during the month will assist the FBI in compiling comprehensive, accurate data on a timely basis. Instructions appear on reverse side.

1		2	3	4	5	6	7	8
PROPERTY CLASSIFICATION		Offenses Reported or Known to Police (Include Unfounded and Attempts)	Unfounded, i.e. False or Baseless Complaints	Number of Actual Offenses (Column 2 Minus Column 3 (include Attempts))	Total Offenses Cleared by Arrest or Exceptional Means (Include Column 6)	Number of Clearances Involving Only Persons Under 18 Years of Age	Offenses Where Structures Uninhabited Abandoned, or not Normally in Use	Estimated Value of Property Damage
STRUCTURAL	A. Single Occupancy Residential: Houses, Townhouses, Duplexes, etc.	12	10	2				\$ 3,018,000.
	B. Other Residential: Apartments, Tenements, Flats, Hotels, Motels, Inns, Dormitories, Boarding Houses, etc.	7	6	1	1			\$ 20,000.
	C. Storage: Barns, Garages, Warehouses, etc.							\$
	D. Industrial/Manufacturing	1	1					\$
	E. Other Commercial: Stores, Restaurants, Offices, etc.	2	1	1				\$ 10,000.
	F. Community/Public: Churches, Jails, Schools, Colleges, Hospitals, etc.							\$
	G. All Other Structure: Out Buildings, Monuments, Buildings Under Construction, etc.							\$
	TOTAL STRUCTURE	22	18	4	1			\$ 3,048,000.
MOBILE	H. Motor Vehicles: Automobiles, Trucks, Buses, Motorcycles, etc.: UCR Definition	1		1				\$ 28,000.
	I. Other Mobile Property: Trailers, Recreational Vehicles, Airplanes, Boats, etc.							\$
	TOTAL MOBILE	1		1				\$ 28,000.
J. TOTAL OTHER Crops, Timber, Fences, Signs, etc.								\$
GRAND TOTAL		23	18	5	1			\$ 3,076,000.

Agency Identifier GAAPD 0000 Month MARCH 2013
 Agency ATLANTA POLICE DEPARTMENT State GEORGIA
 Prepared by *Neil J. King* LIEUTENANT CHIEF
 Chief, Commissioner, Sheriff, or Superintendent

DO NOT WRITE HERE	
Recorded	
Edited	
Entered	
Adjusted	
Corres.	

AGENCY IDENTIFIER GAAPD 0000 REPORTING PERIOD MARCH 20 13

AGENCY NAME ATLANTA POLICE DEPARTMENT

POLICE DISPOSITION OF JUVENILES

-Not to include neglect or traffic cases-

- 1. Handled within Department and released.
(Warning, released to parents, etc.) _____
 - 2. Referred to juvenile court or probation department. _____ 48
 - 3. Referred to welfare agency. _____
 - 4. Referred to other police agency. _____
 - 5. Referred to criminal or adult court. _____
- TOTAL _____ 48

APRIL 8, 2013
DATE

Neil J. K... [Signature] LIEUTENANT
PREPARED BY TITLE

[Signature] CHIEF
APPROVED BY TITLE

GCIC USE ONLY

Recorded	_____
Reviewed	_____
Punched	_____
Verified	_____

RETURN TO
Georgia Crime Information Center/Uniform Crime Reporting
P. O. Box 1456
Atlanta, Georgia 30301

Return on or before the 7th of the following month.

GCIC/UCR-012 (9/74)

PAGE 1 OF 1
SUPPLEMENTARY HOMICIDE REPORT

1-704 (Rev. 4-24-95)
Form Approved
OMB No. 1110-0002

This report is authorized by law Title 28, Section 534, United States Code. While you are not required to respond, your cooperation in using this form to list data pertaining to all homicides reported on your Return A will assist the FBI in compiling comprehensive, accurate data regarding this important classification on a timely basis.

1a. Murder and Nonnegligent Manslaughter

List below specific information for all offenses shown in item 1a of the monthly Return A. In addition, list all justifiable killings of felons by a citizen or by a peace officer in the line of duty. A brief explanation in the circumstances column regarding unfounded homicide offenses will aid the national Uniform Crime Reporting Program in editing the reports.

Incident	Situation*	Victim **				Offender**				Data Code			Weapon Used (Handgun, Rifle, Shotgun, Club, Poison, etc.)	Relationship of Victim to Offender (Husband, Wife, Son, Father, Acquaintance, Neighbor, Stranger, etc.)	Circumstances (Victim shot by robber, robbery victim shot robber, killed by patron during barroom brawl, etc.)
		Age	Sex	Race	Ethnicity	Age	Sex	Race	Ethnicity	Do Not Write In These Spaces					
	B	38	M	B	N								HANDGUN	UNKNOWN	OTHER
	B	39	M	B	N								HANDGUN	UNKNOWN	OTHER
	B	32	M	B	N								HANDGUN	UNKNOWN	OTHER

-7-

*
** - See reverse side for explanation

MARCH 2013
Month and Year

ATLANTA POLICE DEPARTMENT
Agency

GAAPD 0000
Agency Identifier

GEORGIA
State

Nail J King
Prepared By

Raymond J. ...
Chief, Sheriff, Commissioner, Superintendent

LIEUTENANT
Title

CHIEF
Title

DO NOT WRITE HERE	
Recorded	
Edited	
Punched	
Verified	
Adjusted	

ATLANTA POLICE DEPARTMENT
AGE, SEX, AND RACE OF PERSONS ARRESTED
17 YEARS OF AGE AND OVER

MONTH MARCH

YEAR 2013

CLASSIFICATION OF OFFENSES	SEX	AGE OF PERSON ARRESTED																TOTAL	RACE				ETHNIC		
		17	18	19	20	21	22	23	24 29	30 34	35 39	40 44	45 49	50 54	55 59	60 64	65 UP		White	Black	Native Amer.	Asian/Pacific	Whi. Hispanic	Blck Hispanic	
Murder/Nonnegligent Manslaughter	01a	M							2									2							
	F																			2					
Manslaughter by Negligence	01b	M																0							
	F																	0							
Forcible Rape	02	M		1			1			2								4							
	F																	0		4					
Robbery	03	M	1	1	2	2		3	3	6	4	4	6	4	1	1	1	39							
	F				1		1		1	1	1							5	6	38					
Aggravated Assault	04	M	1	2	1	2		7	6	23	15	6	11	8	2	4	1	89							
	F			1						5	3	4	5	2	1	1	1	23	5	106	1				
Burglary- Breaking or Entering	05	M	3	1		1		2		9	3	1	6	8	4	3		41							
	F											1						1	2	40					
Larceny - Theft (except Motor Vehicle Theft)	06	M	9	7	8	6	3	1	6	21	13	11	19	30	22	13	3	2	174						
	F	5	7	6	7	4	3	1	12	9	7	12	3	7	2	1		86	43	217					
Motor Vehicle Theft	07	M	3					2	1		1	3		1		1		12							
	F		1										1	1				3	2	13					
Other Assaults	08	M	2	3	2	8	4	8	12	56	25	25	18	13	11	7	1	2	197						
	F		2	3	3	4	2	7	12	9	2	8	3	2	2			59	30	225	1				
Arson	09	M						1										1							
	F				1									1				2		3					
Forgery and Counterfeiting	10	M		1		1		1		10	3	4	6	4	1		2	33							
	F			1		1				1	2	1	1	1				8	1	39		1			
Fraud	11	M			1	1	1			4	3	6	2	5	3			26							
	F		1		1	1				4	4	1	1	1			1	15	5	36					
Embezzlement	12	M						1						2				3							
	F			2	1	1				1								5		8					
Stolen Property; Buying, Receiving, Possessing	13	M	4	3	1	1			1	7	3	3	2	4	1		1	31							
	F					1						1		1	1			4	2	33					
Vandalism	14	M		1	1	2	3	3	2	8	4	2		1	2	1	1	31							
	F				1	1	1			2	3	1		2		1	1	13	9	33		2			
Weapons	15	M	1		1	1	1		4	9	13	6	3	1	1			42							
	F					2	1	1				1						5	3	44					

-8-

**ATLANTA POLICE DEPARTMENT
AGE, SEX, AND RACE OF PERSONS ARRESTED
17 YEARS OF AGE AND OVER**

MONTH MARCH

YEAR 2013

CLASSIFICATION OF OFFENSES	SEX	AGE OF PERSON ARRESTED															TOTAL	RACE				ETHNIC						
		17	18	19	20	21	22	23	24 29	30 34	35 39	40 44	45 49	50 54	55 59	60 64		65 UP	White	Black	Native Amer.	Asian/Pacific	Whi. Hispanic	Blck Hispanic				
Prostitution and Commercialized Vice	M				1				3	1		1	1	1	1			9										
	F				1				3	3	1		2	1				11	1	19								
Sex Offenses (except Rape and Prostitution)	M			1	2	1		2	5	5	6	14	16	13	8	5	3	81										
	F							1			1		4	2				8	9	79		1						
Drug Abuse Violations Grand Total	M	7	5	8	17	22	14	7	98	51	34	26	38	22	21	10	6	386										
	F	0	1	0	1	3	7	2	16	11	5	7	2	3	4	1	1	64	40	409	1	0	0	0				
(1) Sale/Manufacturing Subtotal	M	1	1	2	2	4	2	0	20	6	6	3	3	2	1	1	0	54										
	F	0	1	0	0	0	1	0	2	2	2	2	1	0	1	0	0	12	4	62	0	0	0	0				
Opium or Cocaine and their derivatives	M				1				4	2	2	1	3	1				14										
	F										1	1	1		1			4	4	14								
Marijuana	M			1	1	3	2		14	4	3	1		1				30										
	F		1				1		2	2		1						7		37								
Synthetic Narcotics	M																	0										
	F																	0										
Other Dangerous Non-Narcotic Drugs	M	1	1	1		1			2		1	1			1	1		10										
	F										1							1		11								
(2) Possession Subtotal	M	6	4	6	15	18	12	7	78	45	28	23	35	20	20	9	6	332										
	F	0	0	0	1	3	6	2	14	9	3	5	1	3	3	1	1	52	36	347	1	0	0	0				
Opium or Cocaine and their derivatives	M					4	1	1	9	6	9	9	12	12	17	5	5	90										
	F								1	4		1	1	3	3	1		14	15	88	1							
Marijuana	M	6	4	6	15	14	11	6	67	38	19	14	23	8	3	4	1	239										
	F				1	3	5	2	11	5	3	4					1	35	18	256								
Synthetic Narcotics	M																	0										
	F																	0										
Other Dangerous Non-Narcotic Drugs	M								2	1								3										
	F						1		2									3	3	3								
Gambling Total	M	1	1	0	0	0	0	0	3	2	3	0	4	4	2	0	0	20										
	F	0	0	0	0	0	0	0	0	1	0	0	0	0	0	0	0	1	0	21	0	0	0	0				
Bookmaking	M																	0										
	F																	0										
Numbers and Lottery	M																	0										
	F																	0										

- 8 -

ATLANTA POLICE DEPARTMENT
 AGE, SEX, AND RACE OF PERSONS ARRESTED
 17 YEARS OF AGE AND OVER

MONTH MARCH
 YEAR 2013

CLASSIFICATION OF OFFENSES	SEX	AGE OF PERSON ARRESTED																TOTAL	RACE				ETHNIC	
		17	18	19	20	21	22	23	24 29	30 34	35 39	40 44	45 49	50 54	55 59	60 64	65 UP		White	Black	Native Amer.	Asian/Pacific	Whi. Hispanic	Blck Hispanic
All Other Gambling	M	1	1						3	2	3		4	4	2			20						
	F									1								1		21				
Offenses Against Family And Children	M							1						1				2						
	F						1		2				1					4	1	5				
Driving Under the Influence	M		1	1		3	4	5	29	13	12	6	8	2	4		2	90						
	F					2		1	10	9	2	2	1	1	1		29	53	66					
Liquor Laws	M				2	1	1	3	9	11	14	16	30	33	16	12	6	154						
	F								3	2		4	5	5		1	20	20	153			1		
Drunkenness	M			1	1	1	1	3	11	8	11	5	11	12	10		1	76						
	F					1	1		4	3	1	2		2		1	16	22	69					
Disorderly Conduct	M	2	7		1	5	2	7	22	27	17	16	36	18	23	11	7	201						
	F	1	1		4	2	3	1	8	5	4	8	5	5	3	1		51	19	233				
Vagrancy	M			1					1	1	3	5	11	9	3	6	1	41						
	F			1						1		2	1				5	10	36					
All Other Offenses (except Traffic)	M	3	4	9	4	4	8	9	45	26	29	28	34	34	22	16	7	282						
	F			1	2	4	5	1	17	12	7	7	6	2	6	2	1	73	44	309		2		
Suspicion	M																	0						
	F																	0						
TOTAL		43	51	54	75	77	84	86	483	313	240	254	310	226	161	79	41	2577	327	2240	3	7	0	0

-98-

MARCH 2013

Month and Year of Report

GAAPD 0000

Agency Identifier

APRIL 9, 2013

Date

Near J. King

Prepared By

LIEUTENANT

Title

George M. Jones

Chief, Commissioner, Sheriff, or Superintendent

CHIEF

ATLANTA POLICE DEPARTMENT - GEORGIA

Agency and State

ATLANTA POLICE DEPARTMENT
 AGE, SEX, AND RACE OF PERSONS ARRESTED
 16 YEARS OF AGE AND UNDER

MONTH MARCH

YEAR 2013

CLASSIFICATION OF OFFENSES	SEX	AGE						RACE				ETHNIC	
		09	1012	1314	15	16	TOTAL	White	Black	Native Amer.	Asian/Pacific	Whi. Hispanic	Blck Hispanic
Murder/Nonnegligent Manslaughter	01a	M					0						
	F						0						
Manslaughter by Negligence	01b	M					0						
	F						0						
Forcible Rape	02	M					0						
	F						0						
Robbery	03	M					0						
	F						0						
Aggravated Assault	04	M		1	1	1	3						
	F						0		3				
Burglary- Breaking or Entering	05	M					0						
	F						0						
Larceny - Theft (except Motor Vehicle Theft)	06	M			1		1						
	F						0		1				
Motor Vehicle Theft	07	M					0						
	F						0						
Other Assaults	08	M			1	8	2	11					
	F			4	4	1	9		20				
Arson	09	M					0						
	F						0						
Forgery and Counterfeiting	10	M					0						
	F						0						
Fraud	11	M					0						
	F						0						
Embezzlement	12	M					0						
	F						0						
Stolen Property; Buying, Receiving, Possessing	13	M					0						
	F						0						
Vandalism	14	M					0						
	F						0						
Weapons	15	M			1	1	2						
	F						0		2				
Prostitution and Commercialized Vice	16	M					0						
	F						0						

-28-

ATLANTA POLICE DEPARTMENT
 AGE, SEX, AND RACE OF PERSONS ARRESTED
 16 YEARS OF AGE AND UNDER

MONTH MARCH

YEAR 2013

CLASSIFICATION OF OFFENSES	SEX	AGE						RACE				ETHNIC		
		09	1012	1314	15	16	TOTAL	White	Black	Native Amer.	Asian/Pacific	Whi. Hispanic	Blck Hispanic	
Sex Offenses (except Rape and Prostitution) 17	M				1		1							
	F						0		1					
Drug Abuse Violations Grand Total 18	M	0	0	1	2	3	6							
	F	0	0	0	0	0	0	0	6	0	0	0	0	0
(1) Sale/Manufacturing Subtotal 180	M	0	0	0	0	0	0							
	F	0	0	0	0	0	0	0	0	0	0	0	0	0
Opium or Cocaine and their Derivatives a	M						0							
	F						0							
Marijuana b	M						0							
	F						0							
Synthetic Narcotics c	M						0							
	F						0							
Other Dangerous Non-Narcotic Drugs d	M						0							
	F						0							
(2) Possession Subtotal 185	M	0	0	1	2	3	6							
	F	0	0	0	0	0	0	0	6	0	0	0	0	0
Opium or Cocaine and their Derivatives e	M						0							
	F						0							
Marijuana f	M			1	2	3	6							
	F						0		6					
Synthetic Narcotics g	M						0							
	F						0							
Other Dangerous Non-Narcotic Drugs h	M						0							
	F						0							
Gambling Total 19	M	0	0	0	0	0	0							
	F	0	0	0	0	0	0	0	0	0	0	0	0	0
Bookmaking a	M						0							
	F						0							
Numbers and Lottery b	M						0							
	F						0							
All Other Gambling c	M						0							
	F						0							
Offenses Against Family and Children 20	M						0							
	F						0							

-82-

**ATLANTA POLICE DEPARTMENT
AGE, SEX, AND RACE OF PERSONS ARRESTED
16 YEARS OF AGE AND UNDER**

MONTH MARCH

YEAR 2013

CLASSIFICATION OF OFFENSES	SEX	AGE					TOTAL	RACE				ETHNIC		
		09	1012	1314	15	16		White	Black	Native Amer.	Asian/Pacific	Whi. Hispanic	Blck Hispanic	
Driving Under the Influence	M						0							
	F						0							
Liquor Laws	M						0							
	F						0							
Drunkenness	M						0							
	F						0							
Disorderly Conduct	M			5		4	9							
	F		1	1		2	4		13					
Vagrancy	M						0							
	F						0							
All Other Offenses (except Traffic)	M					1	1							
	F				1		1		2					
Suspicion	M						0							
	F						0							
Curfew and Loitering	M						0							
	F						0							
Run-Aways	M						0							
	F						0							
Total			0	6	15	14	13	48	0	48	0	0	0	0

-8e-

MARCH 2013
Month and Year of Report

GAAPD 0000
Agency Identifier

APRIL 10, 2013
Date

Wail J. K... LIEUTENANT
Prepared By

ATLANTA POLICE DEPARTMENT - GEORGIA
Agency and State

George M. J... CHIEF
Chief, Commissioner, Sheriff, or Superintendent

UNIFORM CRIME REPORTING

**LAW ENFORCEMENT
OPERATIONS
&
MANAGEMENT**

CRIME AREA COMPARISON

**SUPPORT SERVICES DIVISION
Information Services Section**

**MARCH 2013
MARCH 2012**


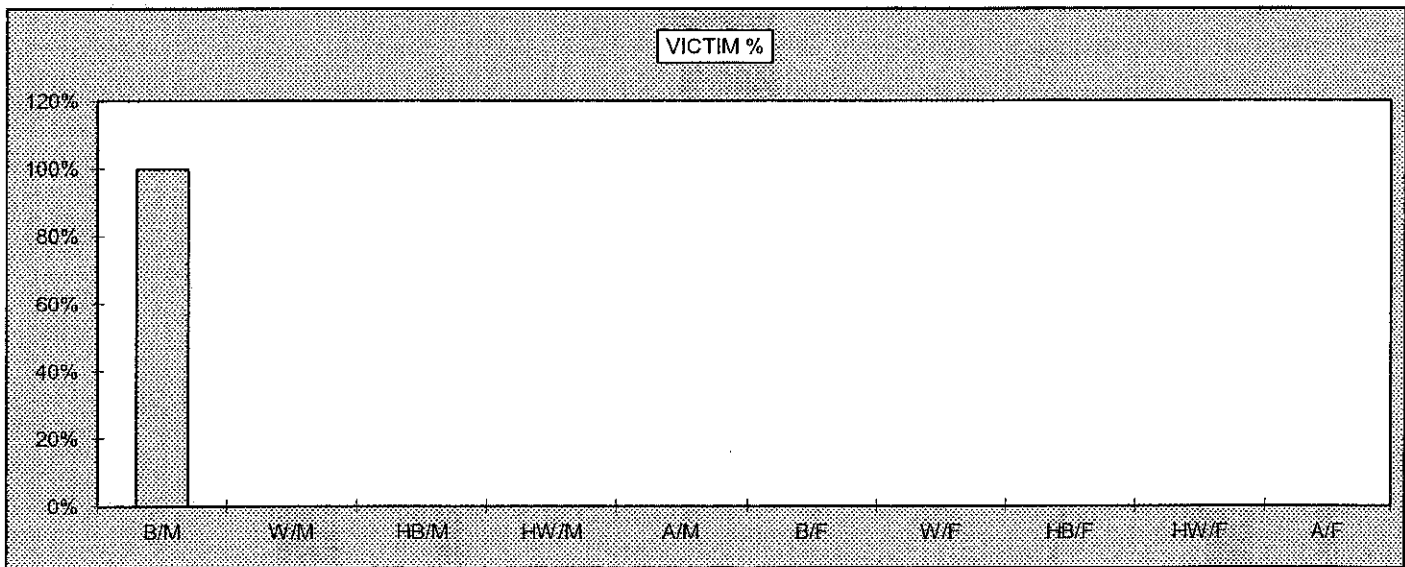
**2013
MARCH HOMICIDE COMPARISON
BY RACE, SEX, AND ETHNIC ORIGIN**

	VICTIM	PERPETRATOR
B/M	3	0
W/M	0	0
HB/M	0	0
HW/M	0	0
A/M	0	0
TOTAL MALES	3	0
B/F	0	0
W/F	0	0
HB/F	0	0
HW/F	0	0
A/F	0	0
TOTAL FEMALES	0	0
TOTAL	3	0

	VICTIM %	PERPETRATOR %
B/M	100%	0%
W/M	0%	0%
HB/M	0%	0%
HW/M	0%	0%
A/M	0%	0%

B/F	0%	0%
W/F	0%	0%
HB/F	0%	0%
HW/F	0%	0%
A/F	0%	0%

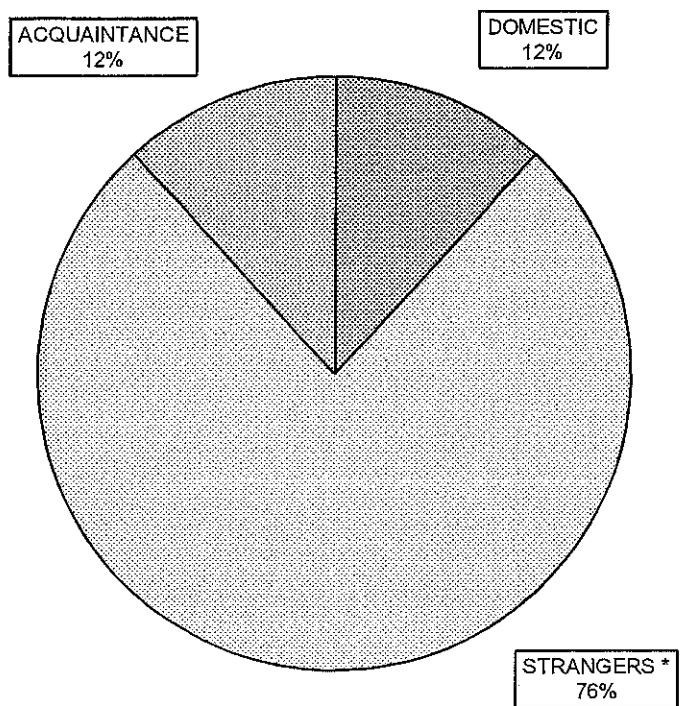
PERPETRATOR UNKNOWN FOR 3 HOMICIDES



**2013
HOMICIDE BREAKDOWN
YEAR TO DATE**

MARCH							
MONTH	ACTUAL	DOMESTIC	%	STRANGERS *	%	ACQUAINTANCE	%
JANUARY	7	0	0%	5	71%	2	29%
FEBRUARY	7	2	29%	5	71%	0	0%
MARCH	3	0	0%	3	100%	0	0%
APRIL							
MAY							
JUNE							
JULY							
AUGUST							
SEPTEMBER							
OCTOBER							
NOVEMBER							
DECEMBER							
TOTAL	17	2	12%	13	76%	2	12%

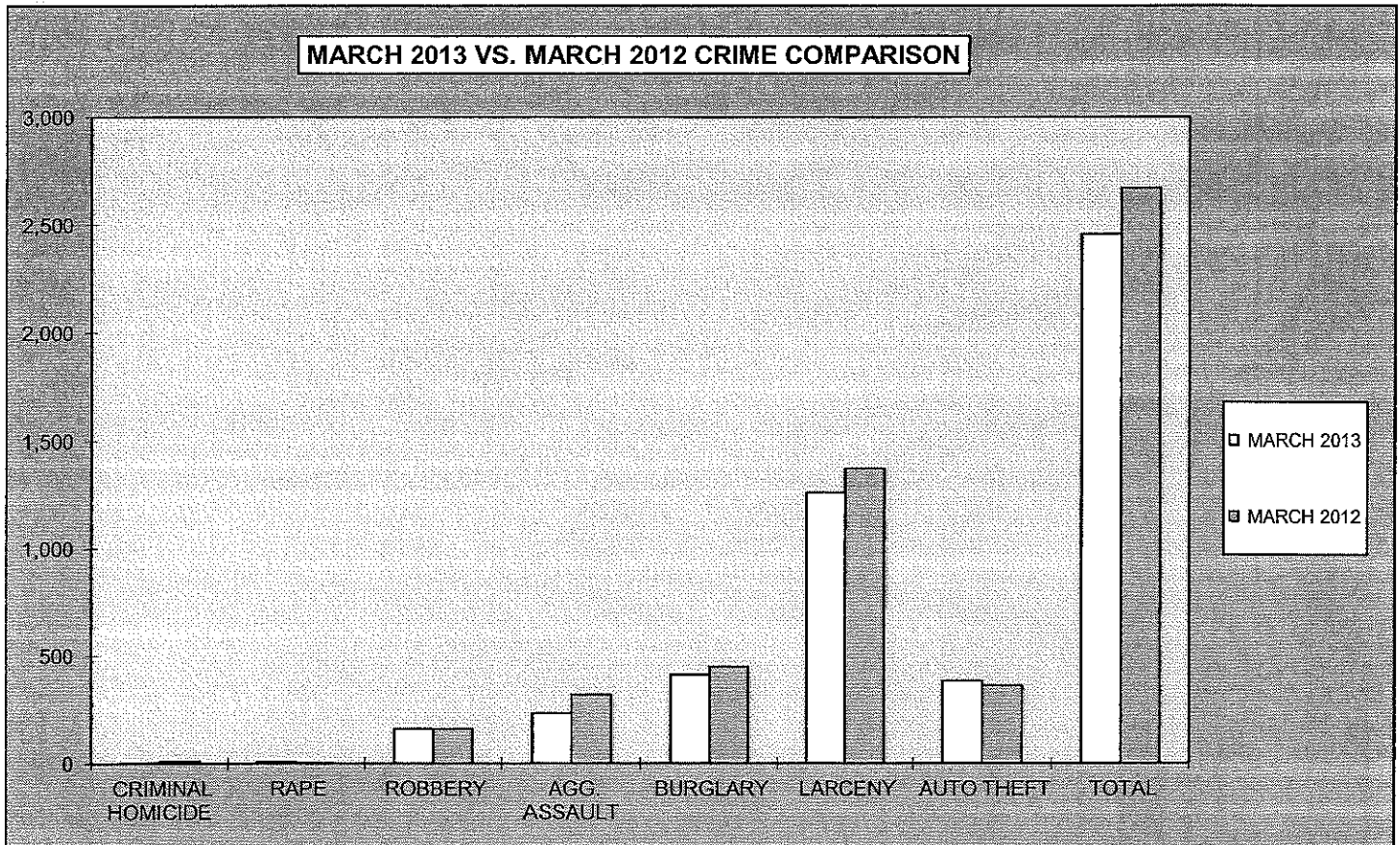
HOMICIDE BREAKDOWN BY VICTIM/OFFENDER RELATIONSHIP



* UNKNOWNNS INCLUDED IN WITH STRANGERS

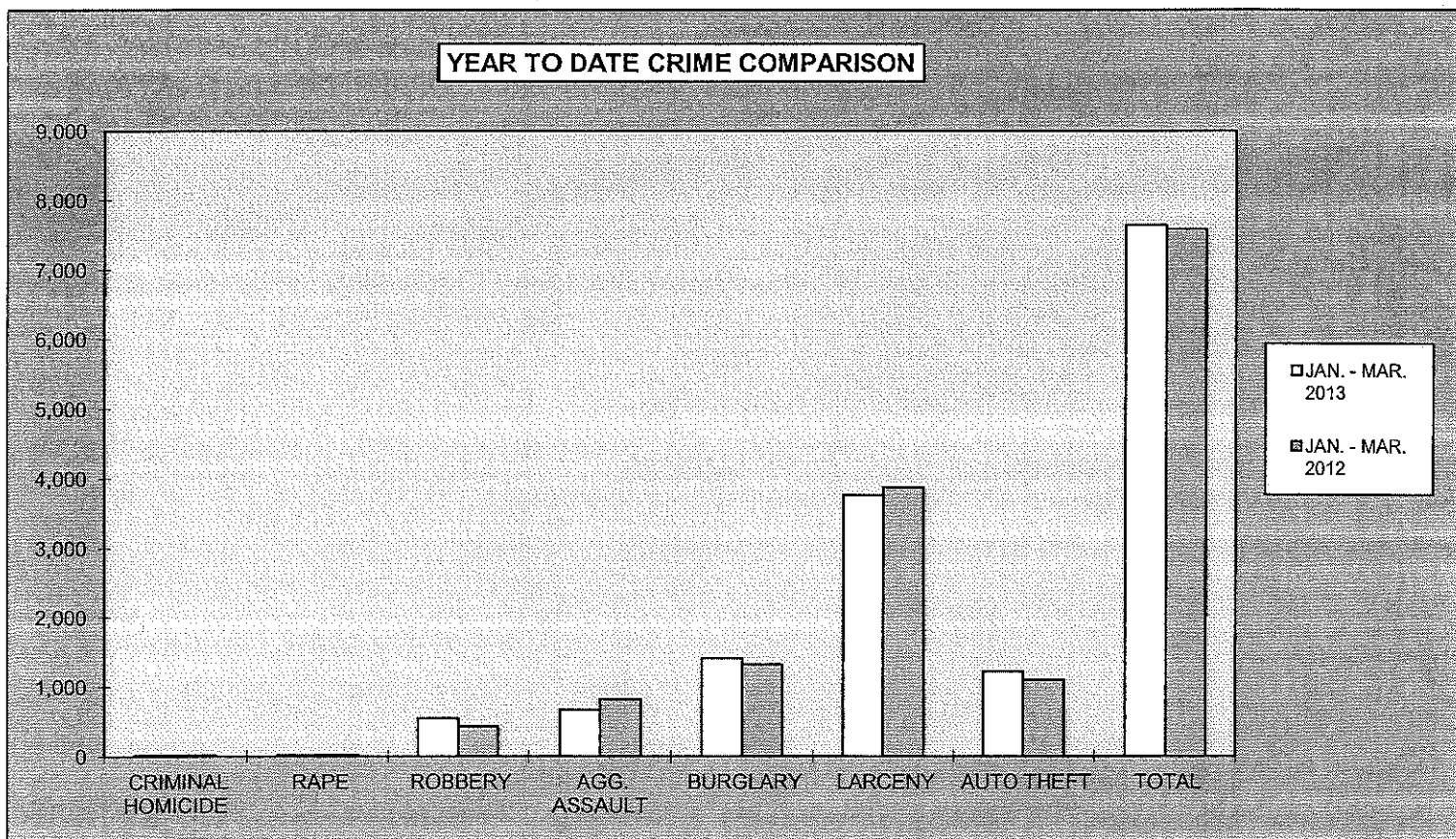
**2013
MONTHLY CRIME COMPARISON**

CRIME	MARCH 2013	MARCH 2012	# DIFFERENCE	% DIFFERENCE
CRIMINAL HOMICIDE	3	10	-7	-70%
RAPE	7	1	6	600%
ROBBERY	160	160	0	0%
AGG. ASSAULT	232	319	-87	-27%
BURGLARY	411	447	-36	-8%
RESIDENCE	360	400	-40	-10%
NON-RESIDENCE	51	47	4	9%
LARCENY	1,262	1,373	-111	-8%
POCKETPICKING	1	8	-7	-88%
PURSE SNATCHING	33	39	-6	-15%
SHOPLIFTING	222	221	1	0%
FROM MOTOR VEHICLES	549	558	-9	-2%
MOTOR VEH. PARTS/ACCESSORIES	99	153	-54	-35%
BICYCLES	15	15	0	0%
FROM BUILDINGS	129	136	-7	-5%
FROM COIN OPERATED MACHINES	1	0	1	100%
ALL OTHER	213	243	-30	-12%
AUTO THEFT	382	361	21	6%
TOTAL	2,457	2,671	-214	-8%



2013
YEAR TO DATE CRIME COMPARISON

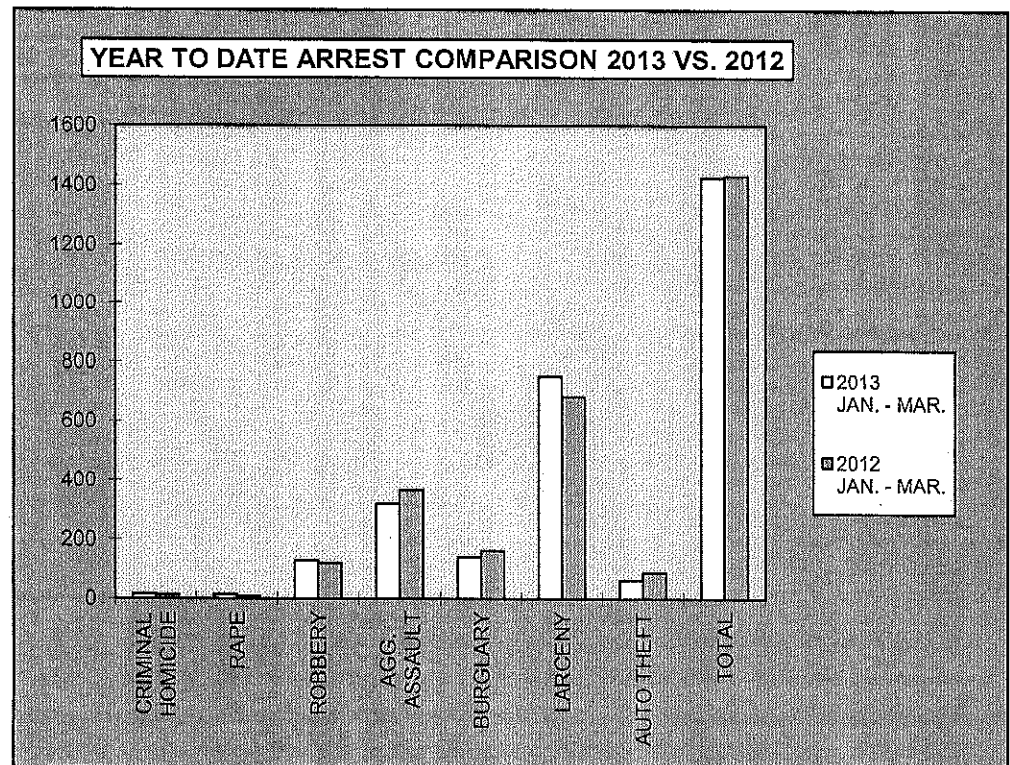
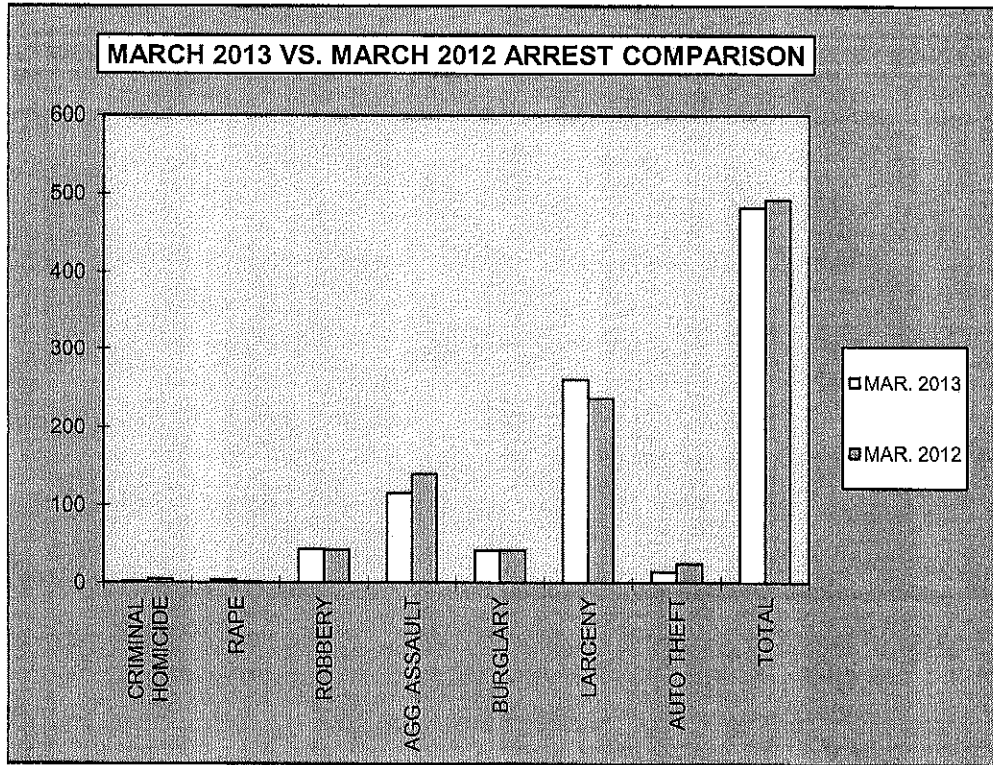
FIRST 3 MONTHS				
CRIME	JAN. - MAR. 2013	JAN. - MAR. 2012	# DIFFERENCE	% DIFFERENCE
CRIMINAL HOMICIDE	17	19	-2	-11%
RAPE	21	25	-4	-16%
ROBBERY	545	429	116	27%
AGG. ASSAULT	667	820	-153	-19%
BURGLARY	1,411	1,322	89	7%
RESIDENCE	1,224	1,162	62	5%
NON-RESIDENCE	187	160	27	17%
LARCENY	3,763	3,875	-112	-3%
POCKETPICKING	22	27	-5	-19%
PURSE SNATCHING	102	87	15	17%
SHOPLIFTING	642	626	16	3%
FROM MOTOR VEHICLES	1,655	1,528	127	8%
MOTOR VEH. PARTS/ACCESSORIES	303	441	-138	-31%
BICYCLES	44	40	4	10%
FROM BUILDINGS	422	403	19	5%
FROM COIN OPERATED MACHINES	5	2	3	150%
ALL OTHER	568	721	-153	-21%
AUTO THEFT	1,224	1,099	125	11%
TOTAL	7,648	7,589	59	1%



2013 ARREST COMPARISON

MARCH ARREST COMPARISON				
CRIME	MAR. 2013	MAR. 2012	# DIFFERENCE	% DIFFERENCE
CRIMINAL HOMICIDE	2	5	-3	-60%
RAPE	4	1	3	300%
ROBBERY	44	43	1	2%
AGG. ASSAULT	115	140	-25	-18%
BURGLARY	42	42	0	0%
LARCENY	261	236	25	11%
AUTO THEFT	15	25	-10	-40%
TOTAL	483	492	-9	-2%

FIRST 3 MONTHS ARREST COMPARISON				
CRIME	2013 JAN. - MAR.	2012 JAN. - MAR.	# DIFFERENCE	% DIFFERENCE
CRIMINAL HOMICIDE	15	12	3	25%
RAPE	13	8	5	63%
ROBBERY	126	118	8	7%
AGG. ASSAULT	321	366	-45	-12%
BURGLARY	139	161	-22	-14%
LARCENY	751	681	70	10%
AUTO THEFT	60	86	-26	-30%
TOTAL	1,425	1,432	-7	0%

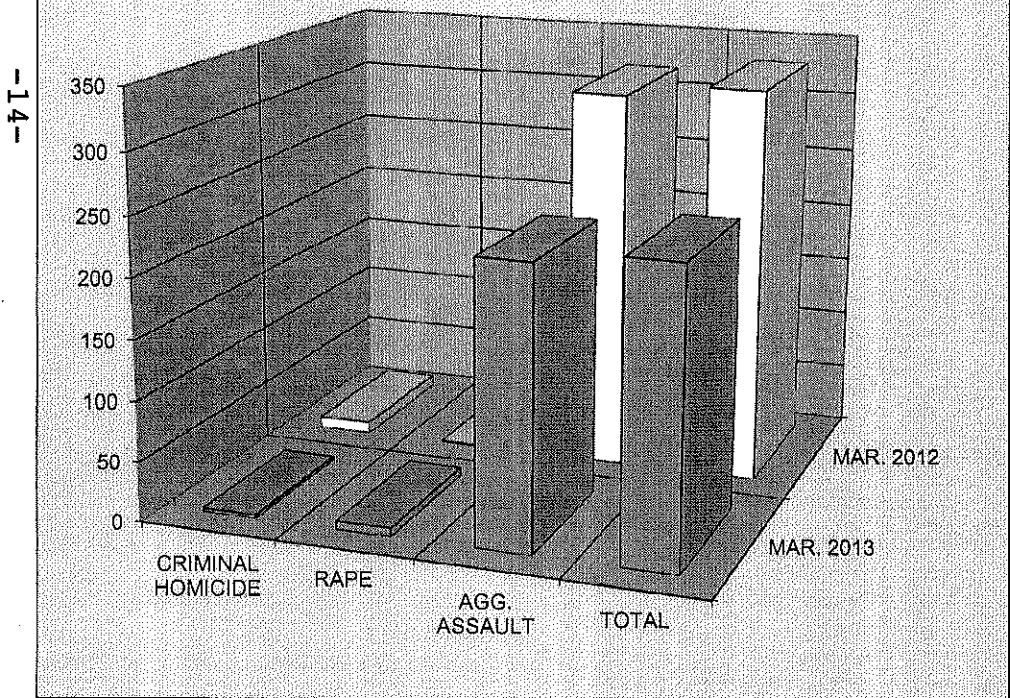


**2013
CRIME COMPARISON
CRIMES AGAINST PERSONS**


MARCH				
CRIME	MAR. 2013	MAR. 2012	# DIFFERENCE	% DIFFERENCE
CRIMINAL HOMICIDE	3	10	-7	-70%
RAPE	7	1	6	600%
AGG. ASSAULT	232	319	-87	-27%
TOTAL	242	330	-88	-27%

FIRST 3 MONTHS				
CRIME	2013 JAN. - MAR.	2012 JAN. - MAR.	# DIFFERENCE	% DIFFERENCE
CRIMINAL HOMICIDE	17	19	-2	-11%
RAPE	21	25	-4	-16%
AGG. ASSAULT	667	820	-153	-19%
TOTAL	705	864	-159	-18%

MARCH CRIMES AGAINST PERSONS



YEAR TO DATE CRIMES AGAINST PERSONS

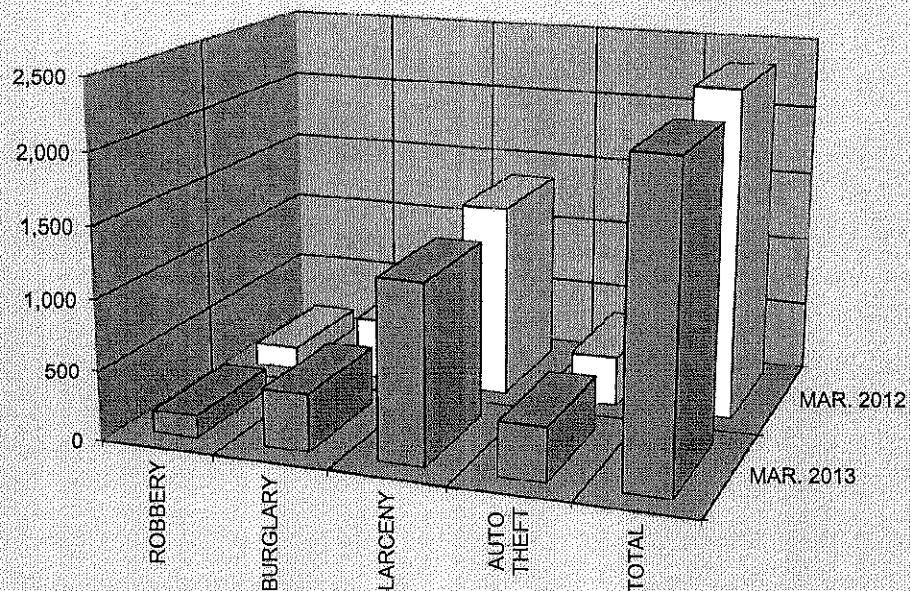


**2013
CRIME COMPARISON
CRIMES AGAINST PROPERTY**

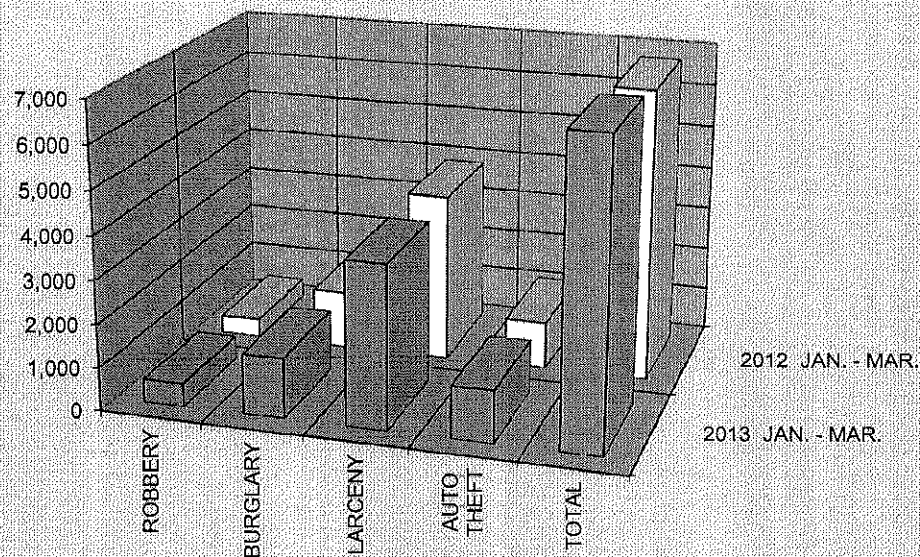
MARCH				
CRIME	MAR. 2013	MAR. 2012	# DIFFERENCE	% DIFFERENCE
ROBBERY	160	160	0	0%
BURGLARY	411	447	-36	-8%
LARCENY	1,262	1,373	-111	-8%
AUTO THEFT	382	361	21	6%
TOTAL	2,215	2,341	-126	-5%

FIRST 3 MONTHS				
CRIME	2013 JAN. - MAR.	2012 JAN. - MAR.	# DIFFERENCE	% DIFFERENCE
ROBBERY	545	429	116	27%
BURGLARY	1,411	1,322	89	7%
LARCENY	3,763	3,875	-112	-3%
AUTO THEFT	1,224	1,099	125	11%
TOTAL	6,943	6,725	218	3%

MARCH CRIMES AGAINST PROPERTY



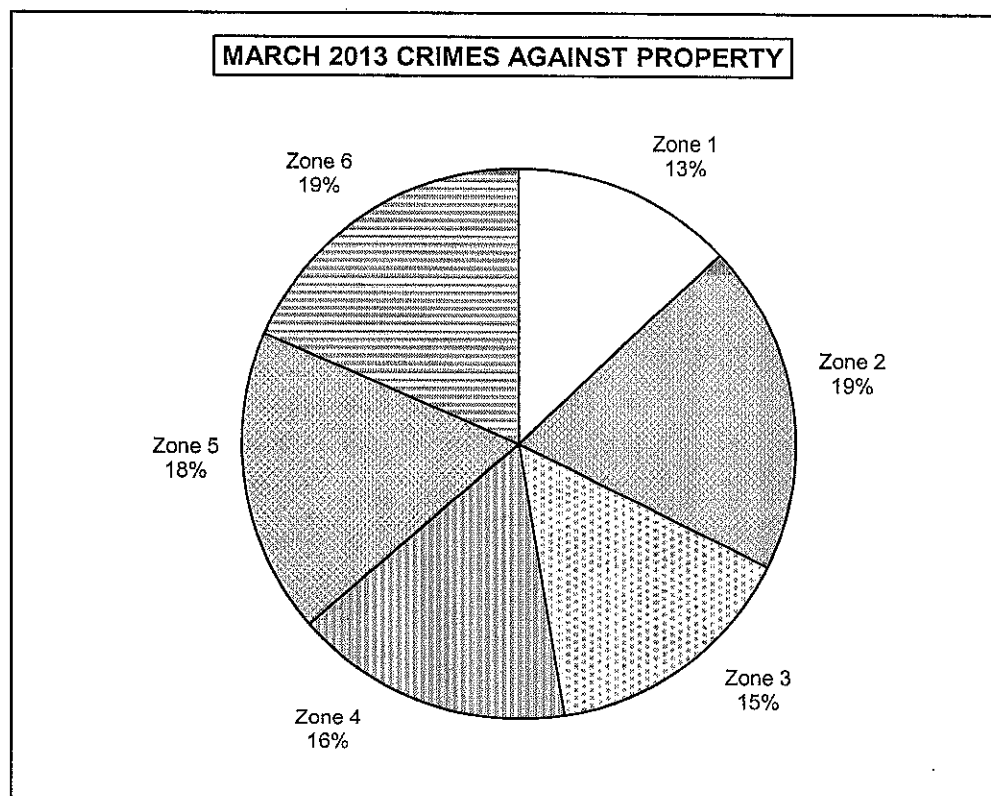
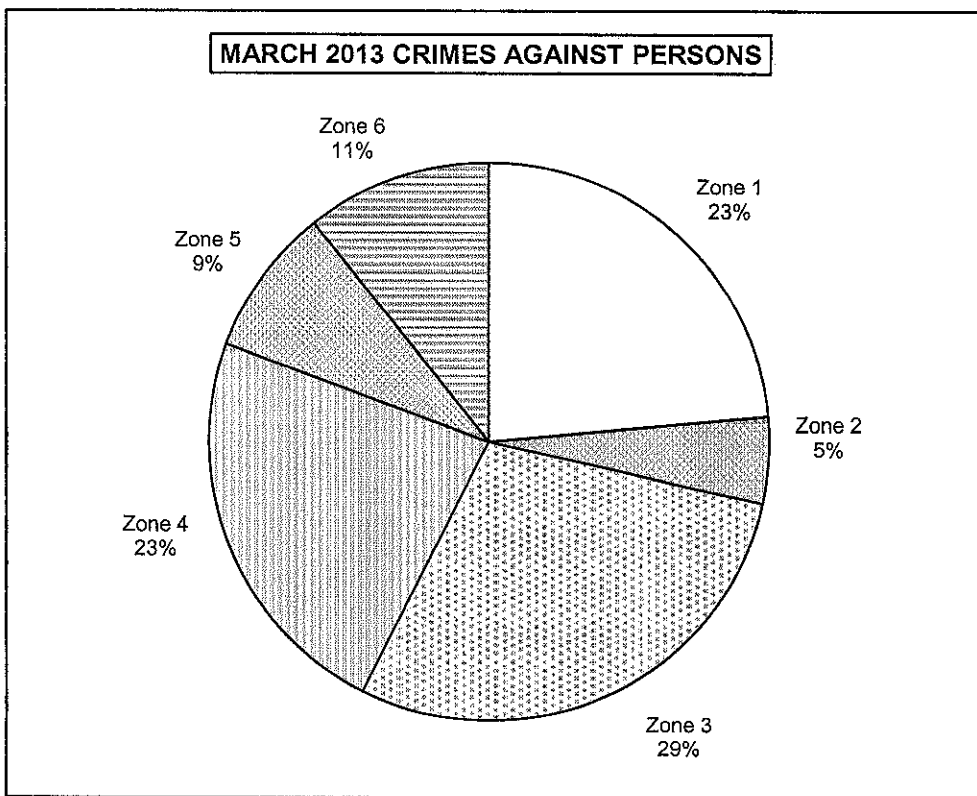
YEAR TO DATE CRIMES AGAINST PROPERTY



2013
AREA BREAKDOWN
CRIMES AGAINST PERSONS AND PROPERTY

MARCH 2013 CRIMES AGAINST PERSONS BY ZONE						
CRIME	Zone 1	Zone 2	Zone 3	Zone 4	Zone 5	Zone 6
CRIMINAL HOMICIDE	1	0	1	1	0	0
RAPE	3	1	1	0	1	1
AGG. ASSAULT	53	11	68	55	20	25
TOTAL CRIMES AGAINST PERSONS	57	12	70	56	21	26

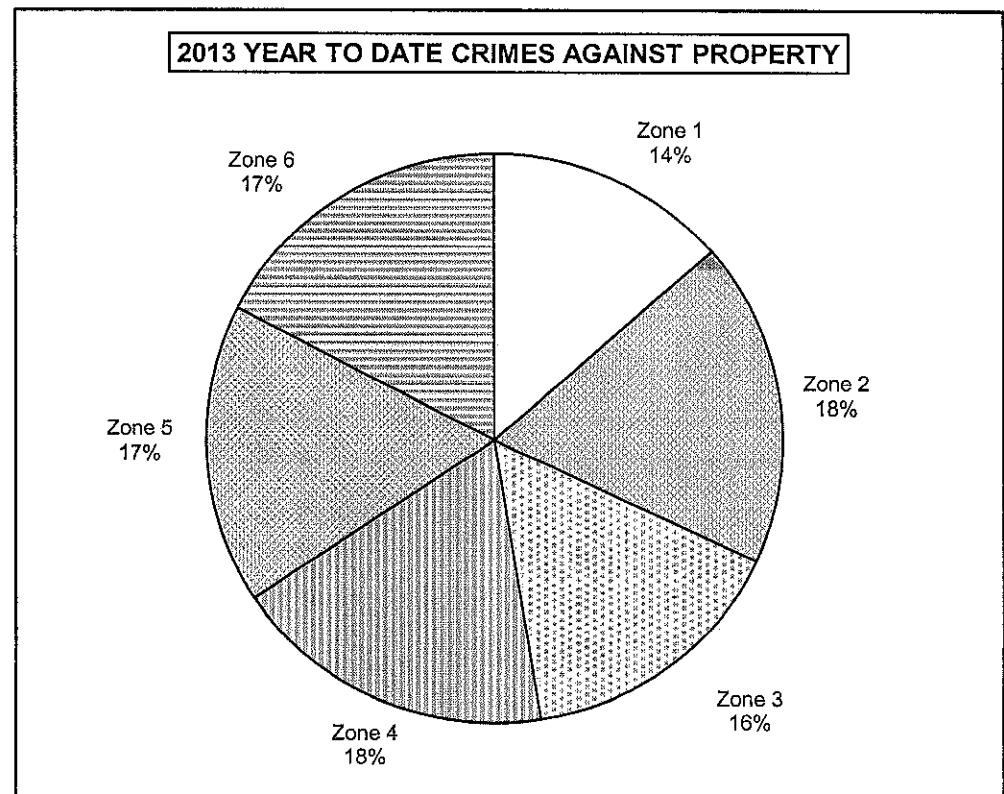
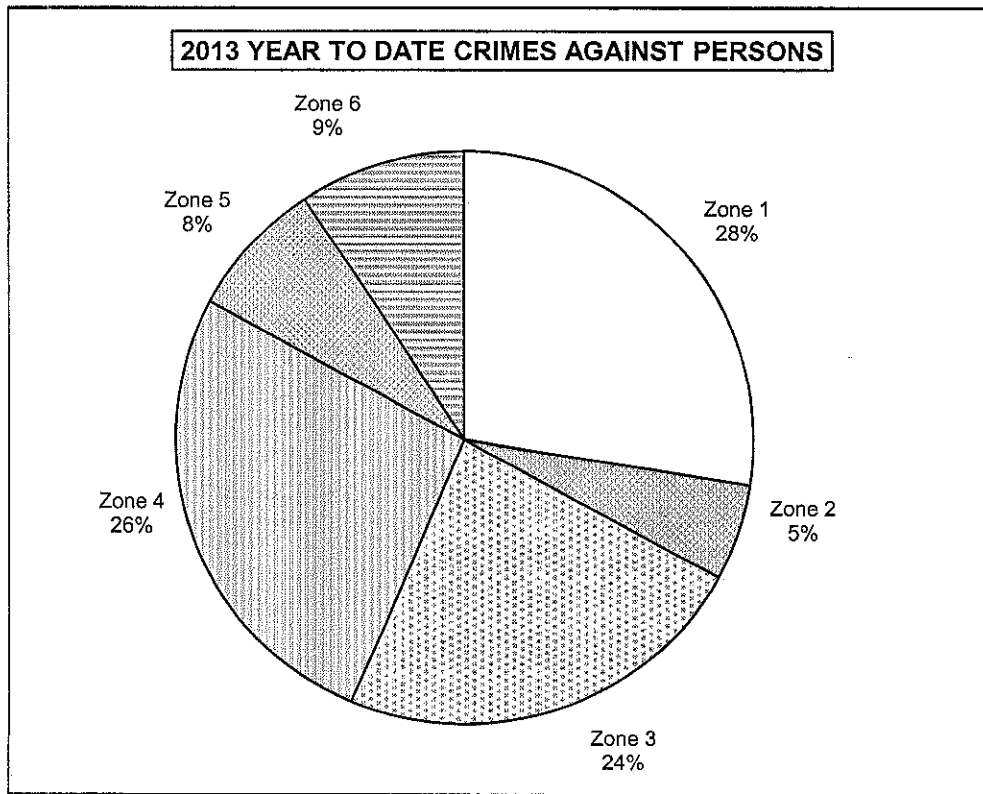
MARCH 2013 CRIMES AGAINST PROPERTY BY ZONE						
CRIME	Zone 1	Zone 2	Zone 3	Zone 4	Zone 5	Zone 6
ROBBERY	27	25	23	45	19	21
BURGLARY	80	53	90	89	24	75
LARCENY	117	327	139	171	300	208
AUTO THEFT	63	23	83	55	51	107
TOTAL CRIMES AGAINST PROPERTY	287	428	335	360	394	411



**2013
YEAR TO DATE AREA BREAKDOWN
CRIMES AGAINST PERSONS AND PROPERTY**

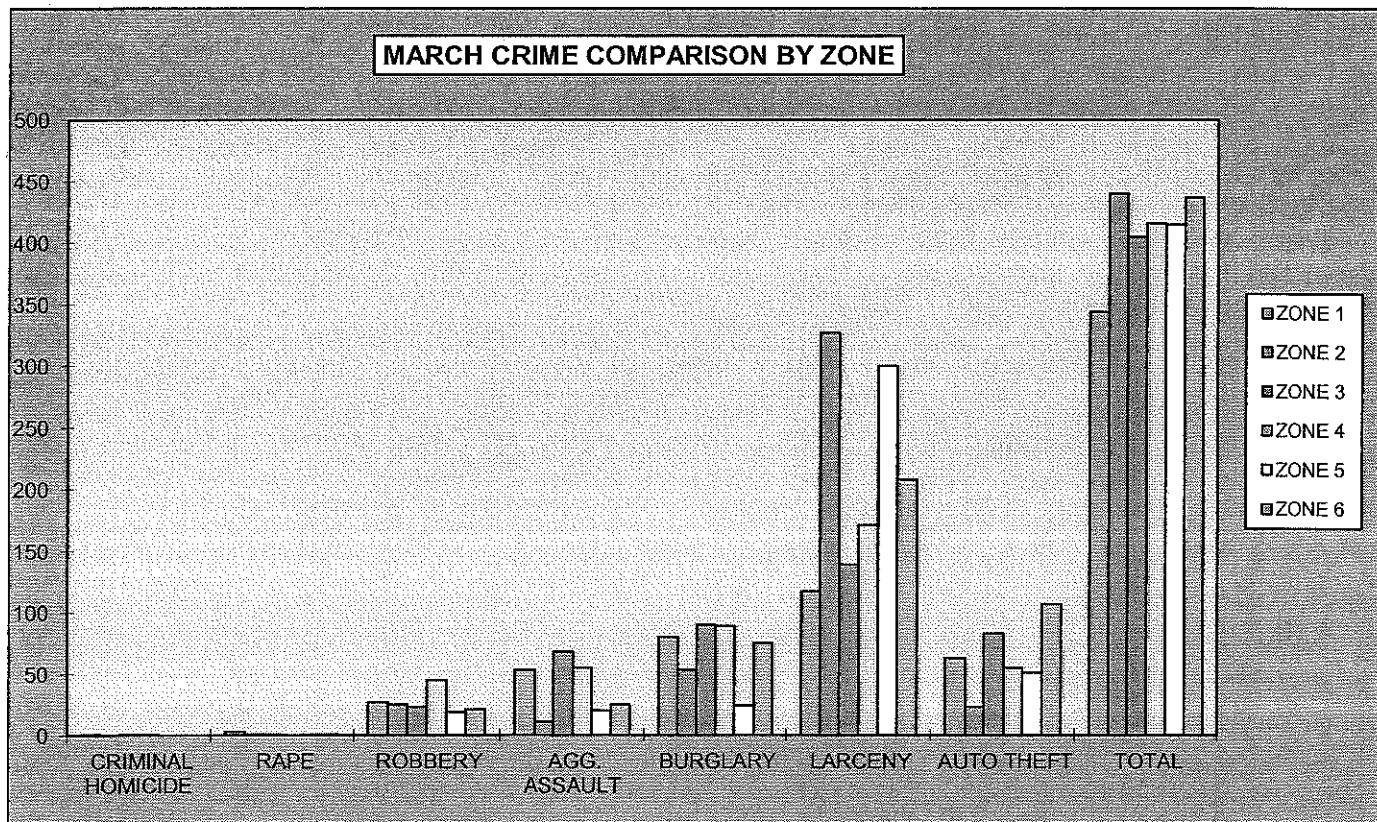
FIRST 3 MONTHS 2013 CRIMES AGAINST PERSONS BY ZONE						
CRIME	Zone 1	Zone 2	Zone 3	Zone 4	Zone 5	Zone 6
CRIMINAL HOMICIDE	9	0	1	6	0	1
RAPE	5	3	6	5	1	1
AGG. ASSAULT	180	35	159	175	54	64
TOTAL CRIMES AGAINST PERSONS	194	38	166	186	55	66

FIRST 3 MONTHS 2013 CRIMES AGAINST PROPERTY BY ZONE						
CRIME	Zone 1	Zone 2	Zone 3	Zone 4	Zone 5	Zone 6
ROBBERY	91	72	79	147	66	90
BURGLARY	306	176	298	323	75	233
LARCENY	350	918	420	545	884	646
AUTO THEFT	201	102	278	254	145	244
TOTAL CRIMES AGAINST PROPERTY	948	1,268	1,075	1,269	1,170	1,213



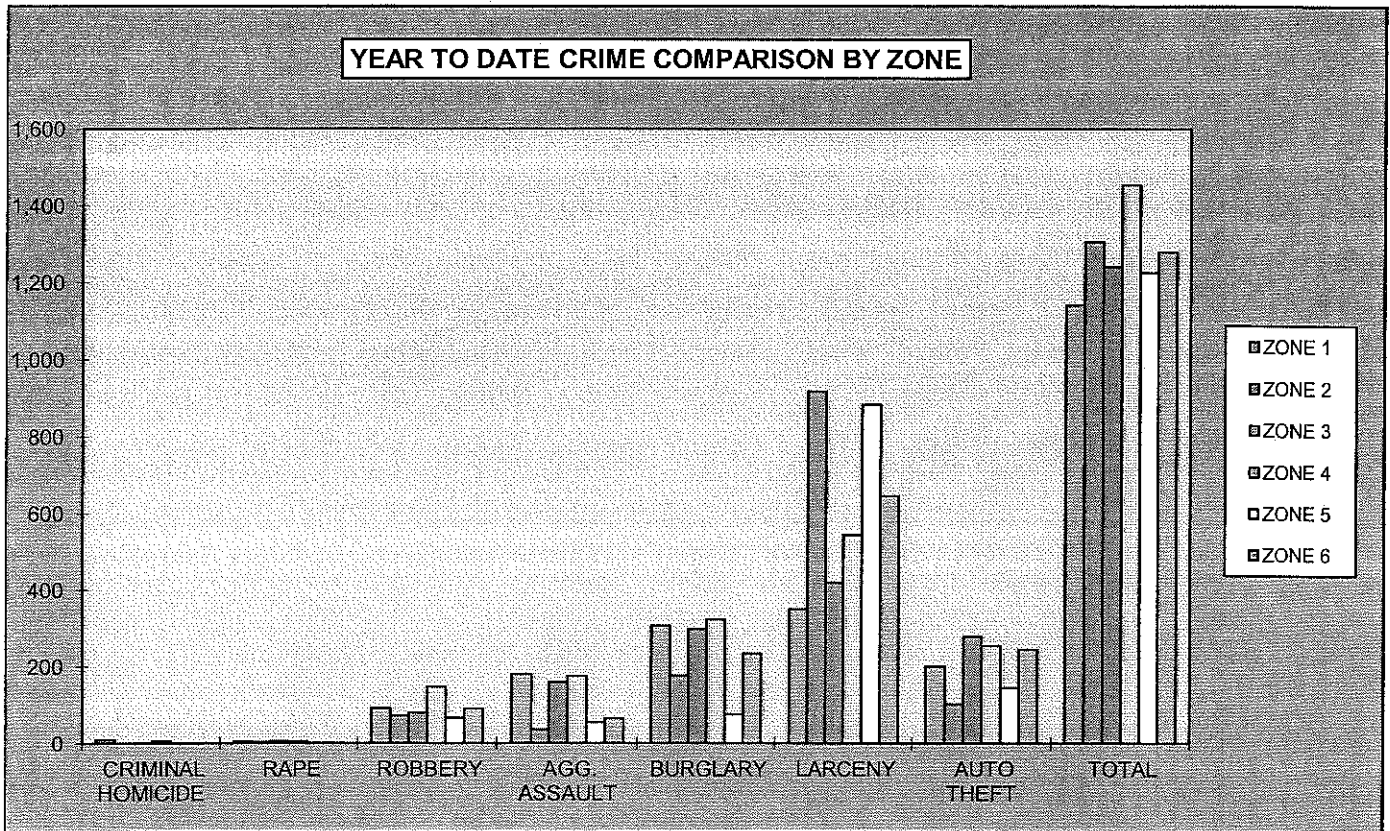
**2013
AREA BREAKDOWN**

MARCH CRIME COMPARISON BY ZONE						
CRIME	ZONE 1	ZONE 2	ZONE 3	ZONE 4	ZONE 5	ZONE 6
CRIMINAL HOMICIDE	1	0	1	1	0	0
RAPE	3	1	1	0	1	1
ROBBERY	27	25	23	45	19	21
AGG. ASSAULT	53	11	68	55	20	25
BURGLARY	80	53	90	89	24	75
RESIDENCE	71	41	82	85	18	63
NON-RESIDENCE	9	12	8	4	6	12
LARCENY	117	327	139	171	300	208
POCKETPICKING	0	-1	0	1	0	1
PURSE SNATCHING	7	3	3	5	13	2
SHOPLIFTING	22	75	17	39	26	43
FROM MOTOR VEHICLES	32	164	54	37	158	104
MOTOR VEH. PARTS/ACCESSORIES	16	17	17	11	24	14
BICYCLES	0	0	0	2	9	4
FROM BUILDINGS	8	37	9	27	38	10
FROM COIN OPERATED MACHINES	0	0	0	0	1	0
ALL OTHER	32	32	39	49	31	30
AUTO THEFT	63	23	83	55	51	107
TOTAL	344	440	405	416	415	437



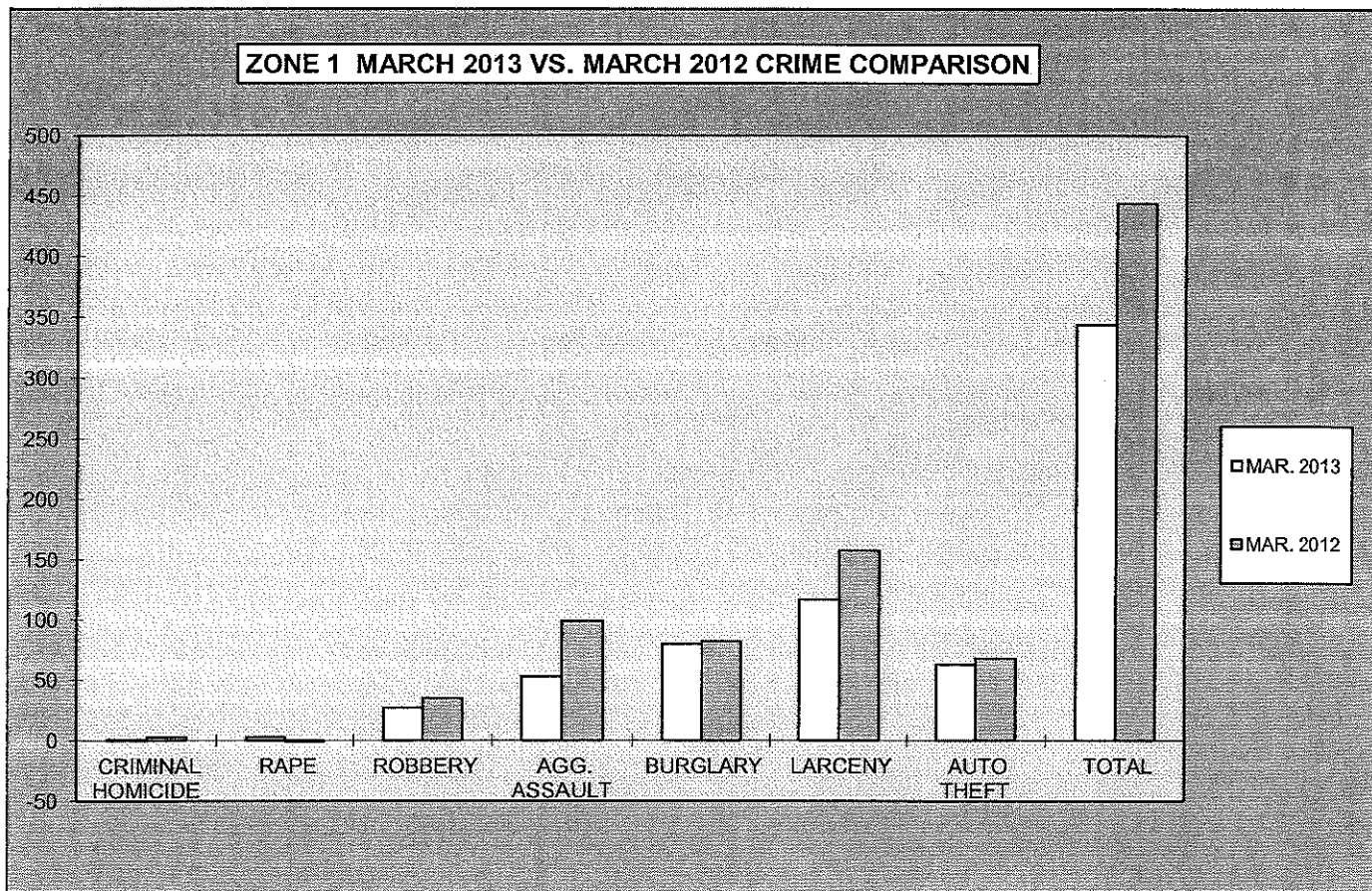
**2013
YEAR TO DATE AREA BREAKDOWN**

FIRST 3 MONTHS CRIME COMPARISON BY ZONE						
CRIME	ZONE 1	ZONE 2	ZONE 3	ZONE 4	ZONE 5	ZONE 6
CRIMINAL HOMICIDE	9	0	1	6	0	1
RAPE	5	3	6	5	1	1
ROBBERY	91	72	79	147	66	90
AGG. ASSAULT	180	35	159	175	54	64
BURGLARY	306	176	298	323	75	233
RESIDENCE	283	130	267	304	49	191
NON-RESIDENCE	23	46	31	19	26	42
LARCENY	350	918	420	545	884	646
POCKETPICKING	1	2	6	1	7	5
PURSE SNATCHING	14	10	12	17	36	13
SHOPLIFTING	60	218	49	121	69	125
FROM MOTOR VEHICLES	106	452	129	165	476	327
MOTOR VEH. PARTS/ACCESSORIES	43	47	47	45	75	46
BICYCLES	2	5	3	5	15	14
FROM BUILDINGS	33	111	56	66	120	36
FROM COIN OPERATED MACHINES	0	0	0	2	3	0
ALL OTHER	91	73	118	123	83	80
AUTO THEFT	201	102	278	254	145	244
TOTAL	1,142	1,306	1,241	1,455	1,225	1,279



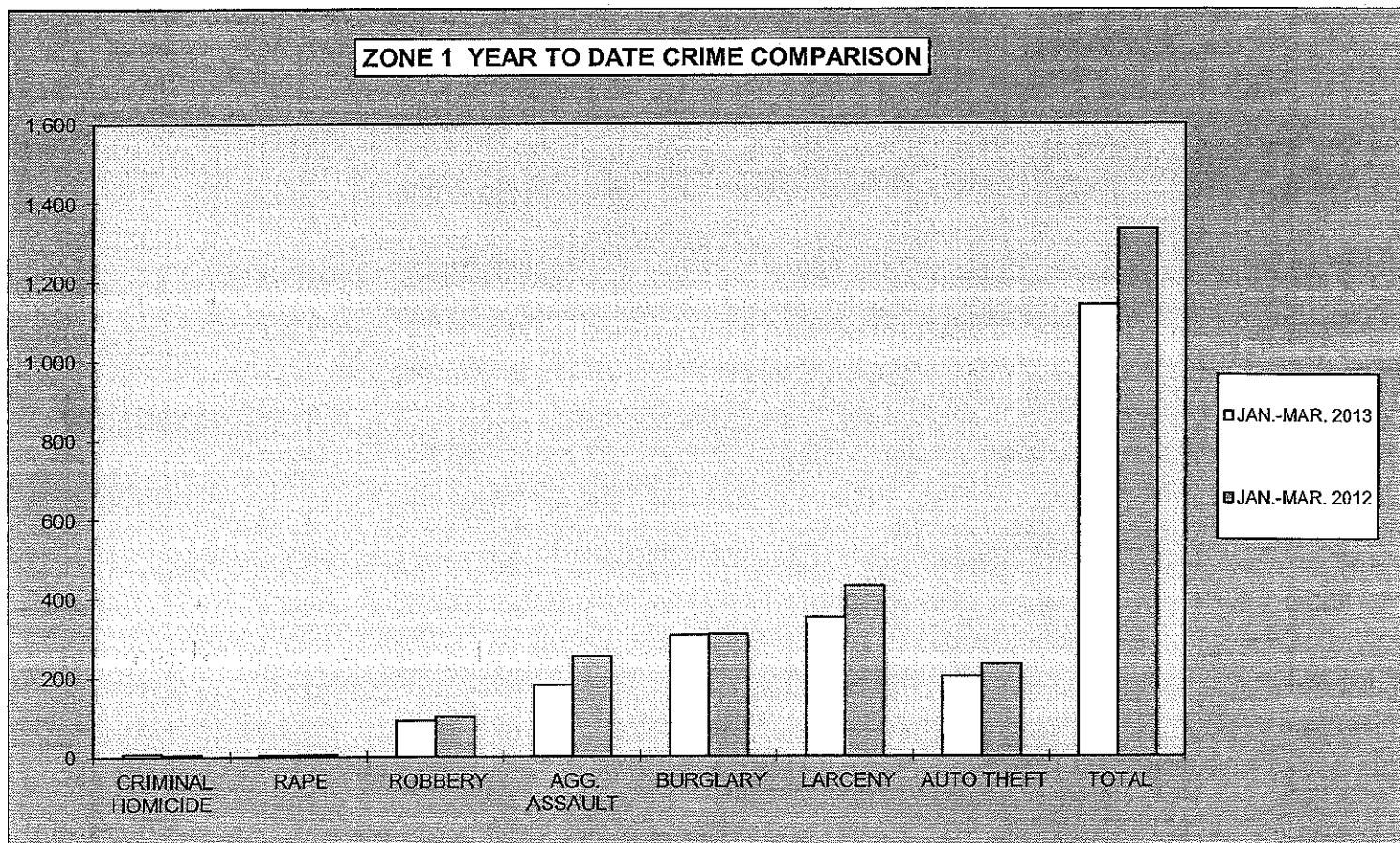
2013
MONTHLY CRIME COMPARISON

ZONE 1				
CRIME	MAR. 2013	MAR. 2012	# DIFFERENCE	% DIFFERENCE
CRIMINAL HOMICIDE	1	3	-2	-67%
RAPE	3	-1	4	400%
ROBBERY	27	35	-8	-23%
AGG. ASSAULT	53	99	-46	-46%
BURGLARY	80	82	-2	-2%
RESIDENCE	71	77	-6	-8%
NON-RESIDENCE	9	5	4	80%
LARCENY	117	158	-41	-26%
POCKETPICKING	0	0	0	0%
PURSE SNATCHING	7	3	4	133%
SHOPLIFTING	22	10	12	120%
FROM MOTOR VEHICLES	32	51	-19	-37%
MOTOR VEH. PARTS/ACCESSORIES	16	17	-1	-6%
BICYCLES	0	2	-2	-100%
FROM BUILDINGS	8	23	-15	-65%
FROM COIN OPERATED MACHINES	0	0	0	0%
ALL OTHER	32	52	-20	-38%
AUTO THEFT	63	68	-5	-7%
TOTAL	344	444	-100	-23%



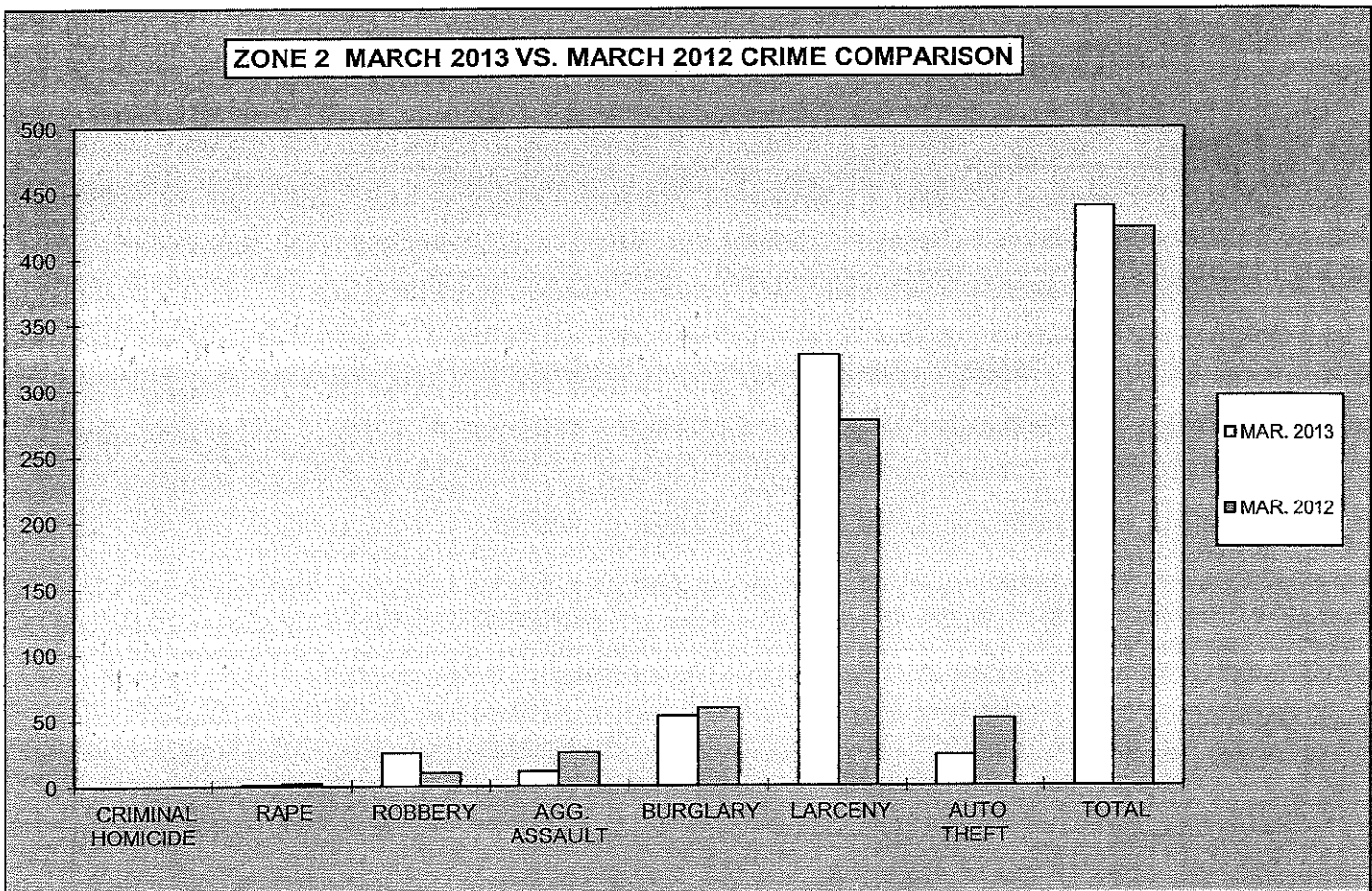
**2013
YEAR TO DATE CRIME COMPARISON**

ZONE 1				
CRIME	JAN.-MAR. 2013	JAN.-MAR. 2012	# DIFFERENCE	% DIFFERENCE
CRIMINAL HOMICIDE	9	6	3	50%
RAPE	5	6	-1	-17%
ROBBERY	91	100	-9	-9%
AGG. ASSAULT	180	252	-72	-29%
BURGLARY	306	308	-2	-1%
RESIDENCE	283	281	2	1%
NON-RESIDENCE	23	27	-4	-15%
LARCENY	350	430	-80	-19%
POCKETPICKING	1	0	1	100%
PURSE SNATCHING	14	12	2	17%
SHOPLIFTING	60	40	20	50%
FROM MOTOR VEHICLES	106	122	-16	-13%
MOTOR VEH. PARTS/ACCESSORIES	43	61	-18	-30%
BICYCLES	2	3	-1	-33%
FROM BUILDINGS	33	59	-26	-44%
FROM COIN OPERATED MACHINES	0	0	0	0%
ALL OTHER	91	133	-42	-32%
AUTO THEFT	201	232	-31	-13%
TOTAL	1,142	1,334	-192	-14%



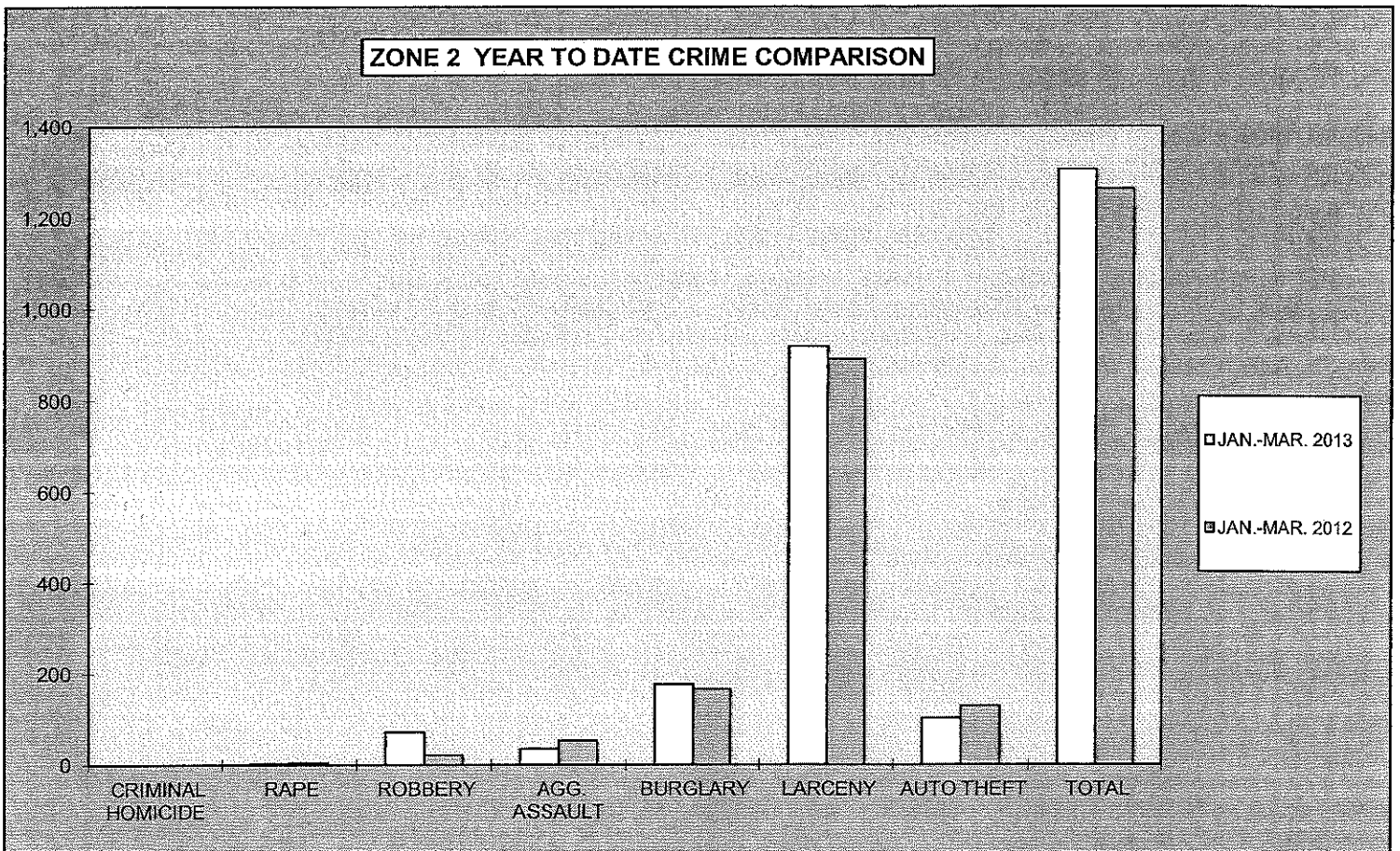
**2013
MONTHLY CRIME COMPARISON**

ZONE 2				
CRIME	MAR. 2013	MAR. 2012	# DIFFERENCE	% DIFFERENCE
CRIMINAL HOMICIDE	0	0	0	0%
RAPE	1	2	-1	-50%
ROBBERY	25	10	15	150%
AGG. ASSAULT	11	25	-14	-56%
BURGLARY	53	59	-6	-10%
RESIDENCE	41	43	-2	-5%
NON-RESIDENCE	12	16	-4	-25%
LARCENY	327	277	50	18%
POCKETPICKING	-1	3	-4	-133%
PURSE SNATCHING	3	5	-2	-40%
SHOPLIFTING	75	70	5	7%
FROM MOTOR VEHICLES	164	115	49	43%
MOTOR VEH. PARTS/ACCESSORIES	17	30	-13	-43%
BICYCLES	0	2	-2	-100%
FROM BUILDINGS	37	24	13	54%
FROM COIN OPERATED MACHINES	0	0	0	0%
ALL OTHER	32	28	4	14%
AUTO THEFT	23	51	-28	-55%
TOTAL	440	424	16	4%



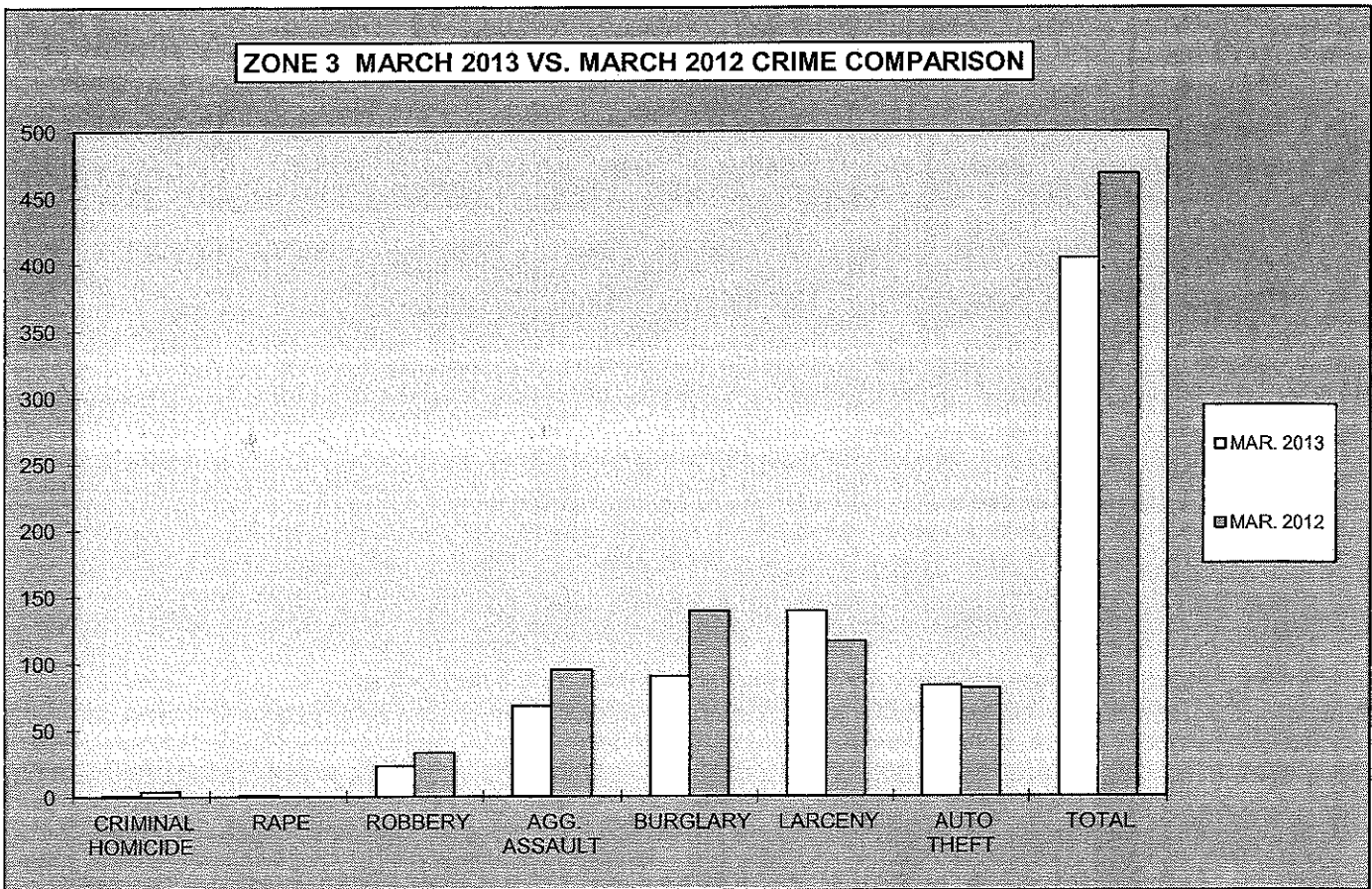
**2013
YEAR TO DATE CRIME COMPARISON**

ZONE 2				
CRIME	JAN - MAR 2013	JAN - MAR 2012	# DIFFERENCE	% DIFFERENCE
CRIMINAL HOMICIDE	0	0	0	0%
RAPE	3	5	-2	-40%
ROBBERY	72	21	51	243%
AGG. ASSAULT	35	53	-18	-34%
BURGLARY	176	165	11	7%
RESIDENCE	130	132	-2	-2%
NON-RESIDENCE	46	33	13	39%
LARCENY	918	890	28	3%
POCKETPICKING	2	12	-10	-83%
PURSE SNATCHING	10	16	-6	-38%
SHOPLIFTING	218	199	19	10%
FROM MOTOR VEHICLES	452	373	79	21%
MOTOR VEH. PARTS/ACCESSORIES	47	94	-47	-50%
BICYCLES	5	4	1	25%
FROM BUILDINGS	111	76	35	46%
FROM COIN OPERATED MACHINES	0	0	0	0%
ALL OTHER	73	116	-43	-37%
AUTO THEFT	102	129	-27	-21%
TOTAL	1,306	1,263	43	3%



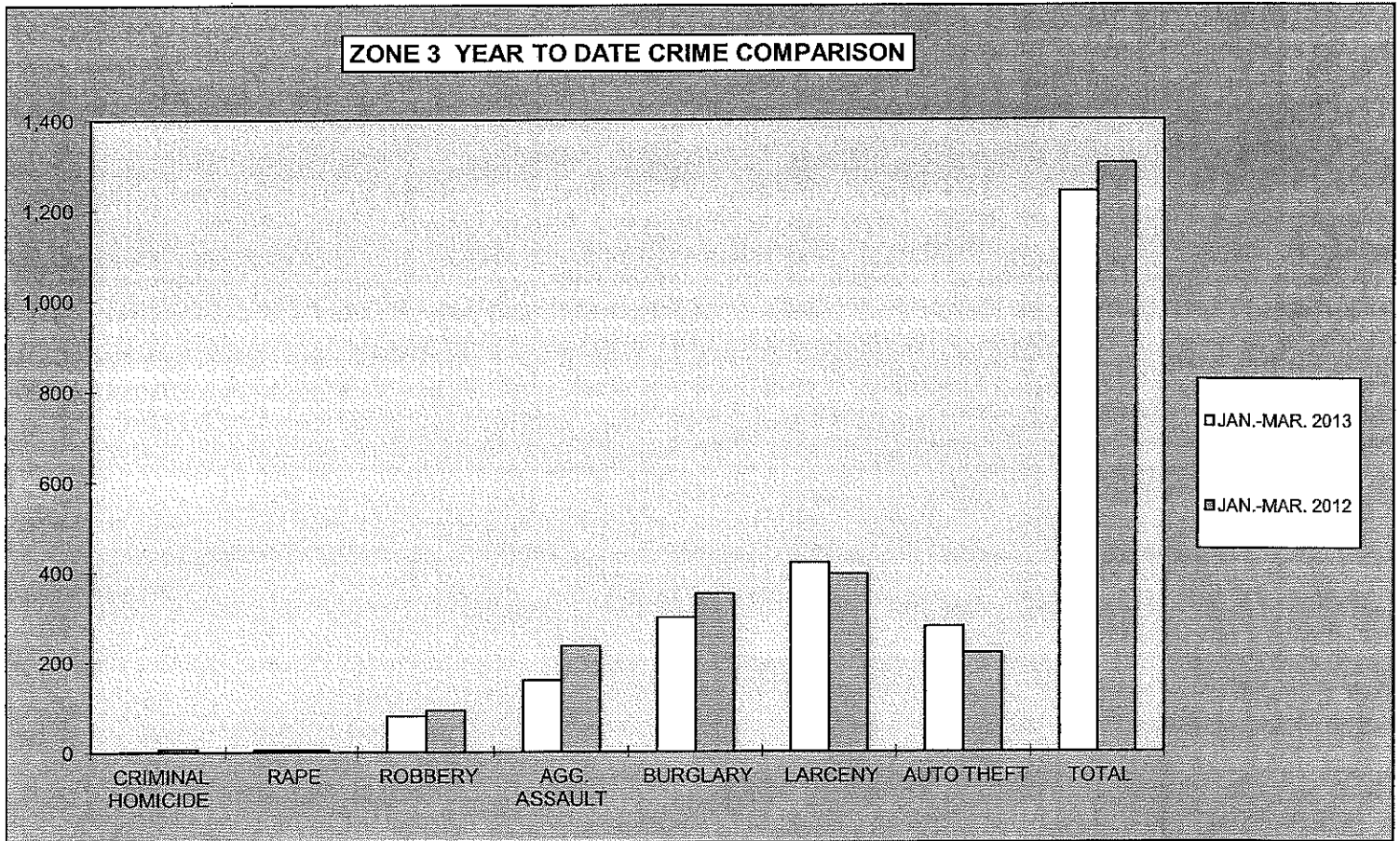
**2013
MONTHLY CRIME COMPARISON**

ZONE 3					
CRIME	MAR. 2013	MAR. 2012	# DIFFERENCE	% DIFFERENCE	
CRIMINAL HOMICIDE	1	4	-3	-75%	
RAPE	1	0	1	100%	
ROBBERY	23	33	-10	-30%	
AGG. ASSAULT	68	95	-27	-28%	
BURGLARY	90	139	-49	-35%	
RESIDENCE	82	128	-46	-36%	
NON-RESIDENCE	8	11	-3	-27%	
LARCENY	139	116	23	20%	
POCKETPICKING	0	1	-1	-100%	
PURSE SNATCHING	3	6	-3	-50%	
SHOPLIFTING	17	18	-1	-6%	
FROM MOTOR VEHICLES	54	26	28	108%	
MOTOR VEH. PARTS/ACCESSORIES	17	15	2	13%	
BICYCLES	0	1	-1	-100%	
FROM BUILDINGS	9	15	-6	-40%	
FROM COIN OPERATED MACHINES	0	0	0	0%	
ALL OTHER	39	34	5	15%	
AUTO THEFT	83	81	2	2%	
TOTAL	405	468	-63	-13%	



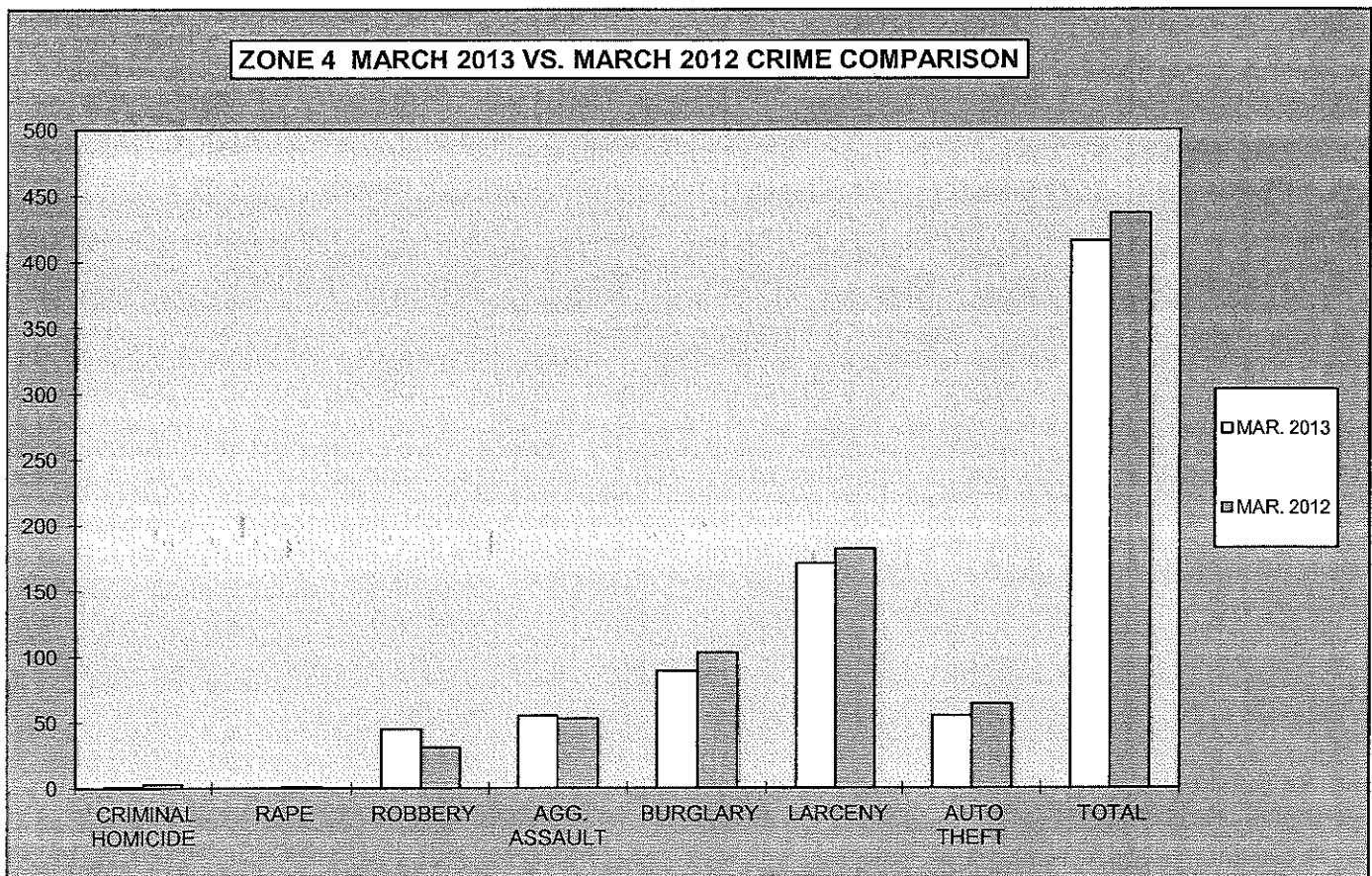
**2013
YEAR TO DATE CRIME COMPARISON**

ZONE 3				
CRIME	JAN.-MAR. 2013	JAN.-MAR. 2012	# DIFFERENCE	% DIFFERENCE
CRIMINAL HOMICIDE	1	7	-6	-86%
RAPE	6	5	1	20%
ROBBERY	79	92	-13	-14%
AGG. ASSAULT	159	235	-76	-32%
BURGLARY	298	351	-53	-15%
RESIDENCE	267	318	-51	-16%
NON-RESIDENCE	31	33	-2	-6%
LARCENY	420	395	25	6%
POCKETPICKING	6	4	2	50%
PURSE SNATCHING	12	14	-2	-14%
SHOPLIFTING	49	58	-9	-16%
FROM MOTOR VEHICLES	129	85	44	52%
MOTOR VEH. PARTS/ACCESSORIES	47	48	-1	-2%
BICYCLES	3	3	0	0%
FROM BUILDINGS	56	51	5	10%
FROM COIN OPERATED MACHINES	0	0	0	0%
ALL OTHER	118	132	-14	-11%
AUTO THEFT	278	219	59	27%
TOTAL	1,241	1,304	-63	-5%



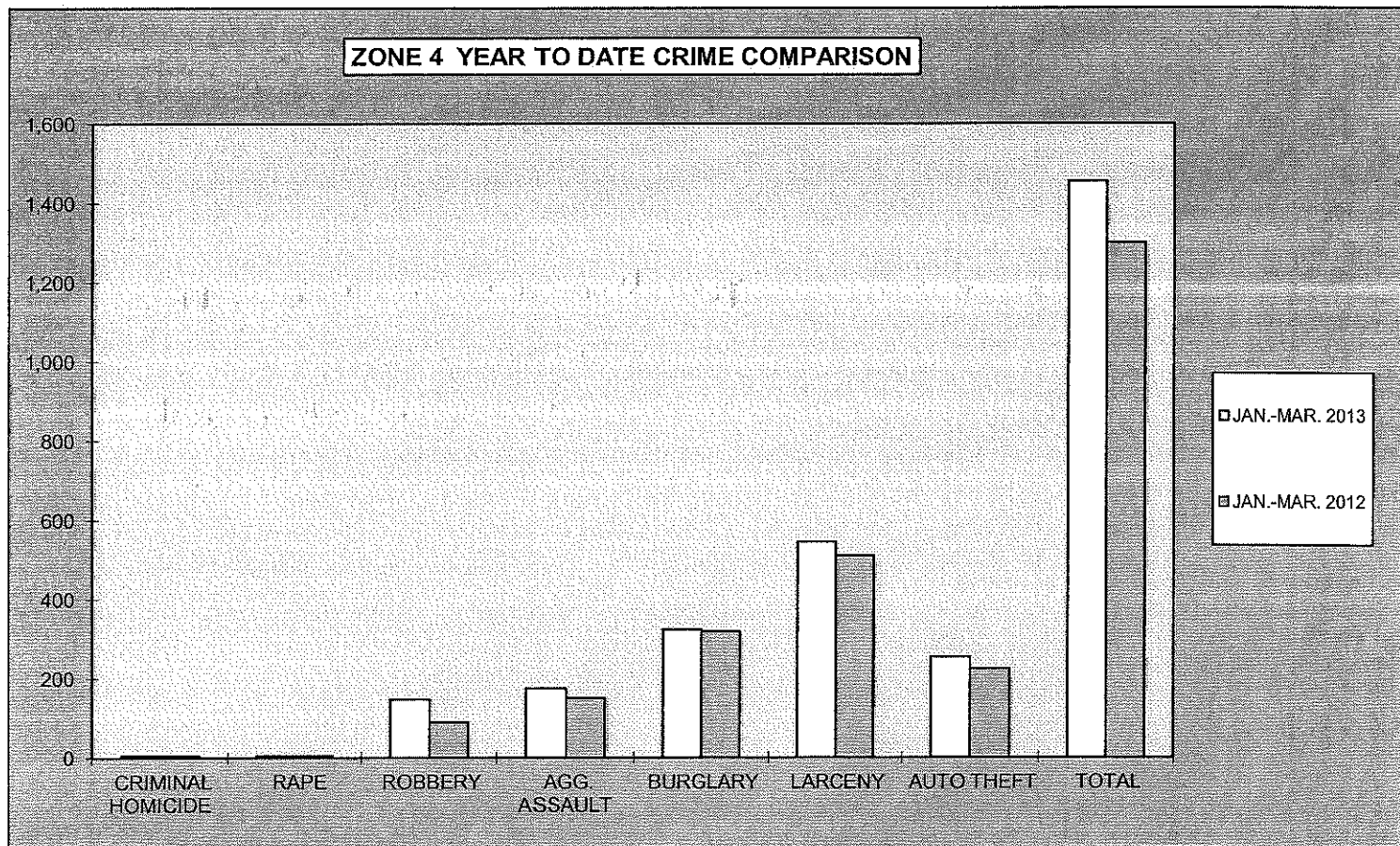
2013
MONTHLY CRIME COMPARISON

ZONE 4					
CRIME	MAR. 2013	MAR. 2012	# DIFFERENCE	% DIFFERENCE	
CRIMINAL HOMICIDE	1	3	-2	-67%	
RAPE	0	1	-1	-100%	
ROBBERY	45	31	14	45%	
AGG. ASSAULT	55	53	2	4%	
BURGLARY	89	103	-14	-14%	
RESIDENCE	85	100	-15	-15%	
NON-RESIDENCE	4	3	1	33%	
LARCENY	171	182	-11	-6%	
POCKETPICKING	1	0	1	100%	
PURSE SNATCHING	5	6	-1	-17%	
SHOPLIFTING	39	42	-3	-7%	
FROM MOTOR VEHICLES	37	30	7	23%	
MOTOR VEH. PARTS/ACCESSORIES	11	15	-4	-27%	
BICYCLES	2	2	0	0%	
FROM BUILDINGS	27	22	5	23%	
FROM COIN OPERATED MACHINES	0	0	0	0%	
ALL OTHER	49	65	-16	-25%	
AUTO THEFT	55	64	-9	-14%	
TOTAL	416	437	-21	-5%	



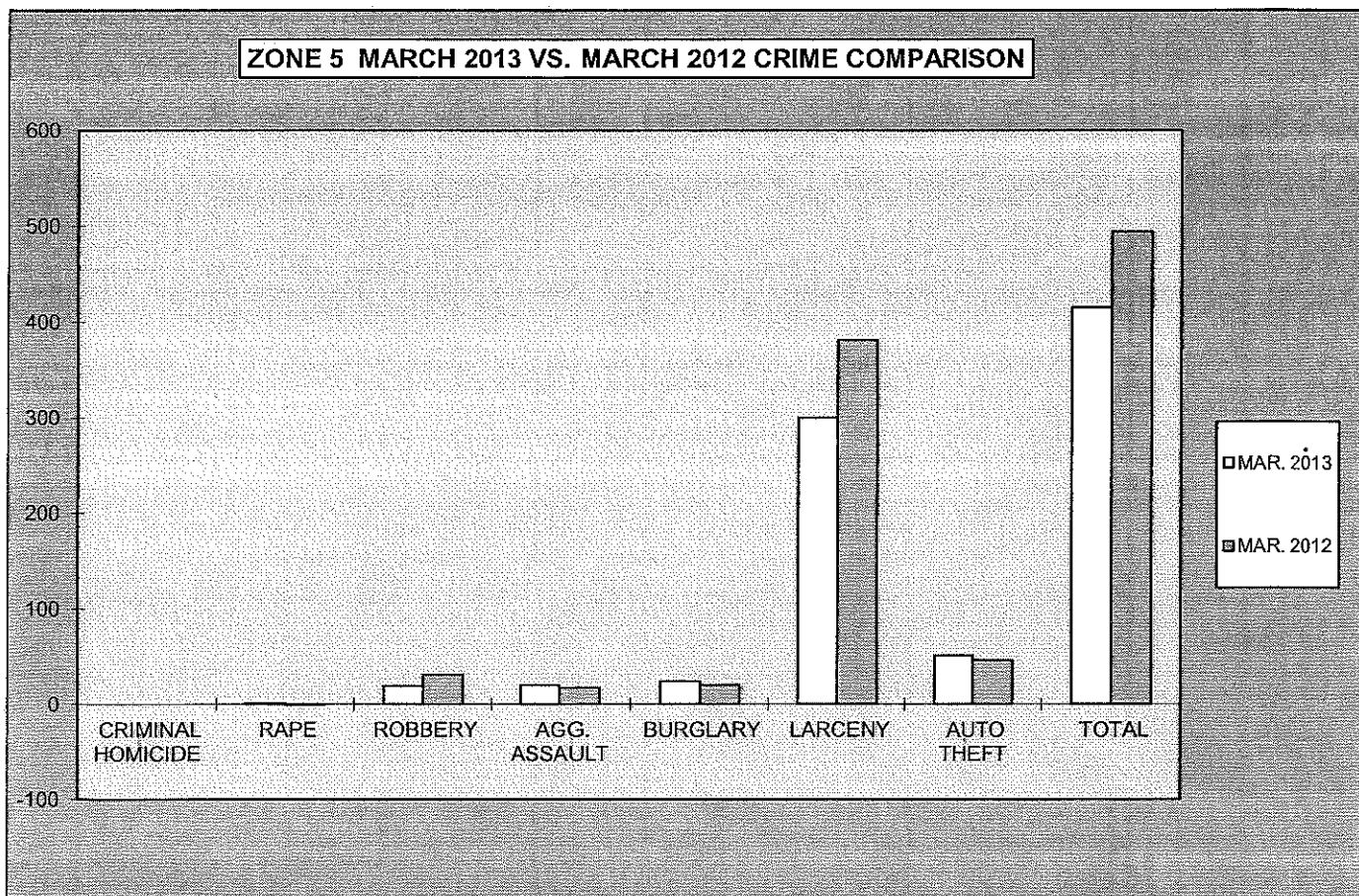
**2013
YEAR TO DATE CRIME COMPARISON**

ZONE 4					
CRIME	JAN - MAR 2013	JAN - MAR 2012	# DIFFERENCE	% DIFFERENCE	
CRIMINAL HOMICIDE	6	4	2	50%	
RAPE	5	5	0	0%	
ROBBERY	147	89	58	65%	
AGG. ASSAULT	175	150	25	17%	
BURGLARY	323	318	5	2%	
RESIDENCE	304	298	6	2%	
NON-RESIDENCE	19	20	-1	-5%	
LARCENY	545	510	35	7%	
POCKETPICKING	1	3	-2	-67%	
PURSE SNATCHING	17	13	4	31%	
SHOPLIFTING	121	110	11	10%	
FROM MOTOR VEHICLES	165	109	56	51%	
MOTOR VEH. PARTS/ACCESSORIES	45	39	6	15%	
BICYCLES	5	6	-1	-17%	
FROM BUILDINGS	66	60	6	10%	
FROM COIN OPERATED MACHINES	2	1	1	100%	
ALL OTHER	123	169	-46	-27%	
AUTO THEFT	254	224	30	13%	
TOTAL	1,455	1,300	155	12%	



2013
MONTHLY CRIME COMPARISON

ZONE 5				
CRIME	MAR. 2013	MAR. 2012	# DIFFERENCE	% DIFFERENCE
CRIMINAL HOMICIDE	0	0	0	0%
RAPE	1	-1	2	200%
ROBBERY	19	31	-12	-39%
AGG. ASSAULT	20	17	3	18%
BURGLARY	24	20	4	20%
RESIDENCE	18	12	6	50%
NON-RESIDENCE	6	8	-2	-25%
LARCENY	300	381	-81	-21%
POCKETPICKING	0	3	-3	-100%
PURSE SNATCHING	13	9	4	44%
SHOPLIFTING	26	38	-12	-32%
FROM MOTOR VEHICLES	158	190	-32	-17%
MOTOR VEH. PARTS/ACCESSORIES	24	63	-39	-62%
BICYCLES	9	3	6	200%
FROM BUILDINGS	38	43	-5	-12%
FROM COIN OPERATED MACHINES	1	0	1	100%
ALL OTHER	31	32	-1	-3%
AUTO THEFT	51	46	5	11%
TOTAL	415	494	-79	-16%

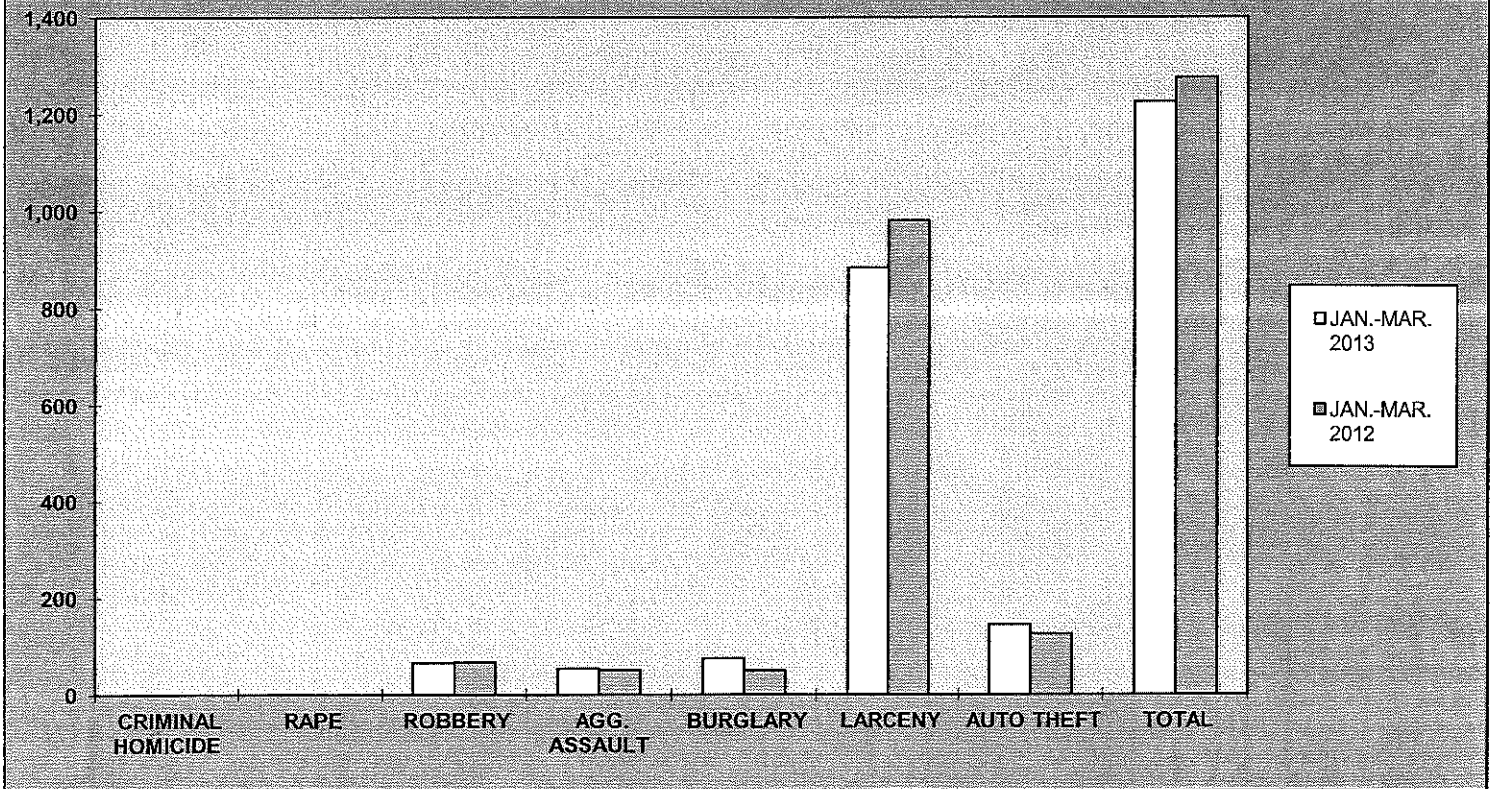


**2013
YEAR TO DATE CRIME COMPARISON**

ZONE 5

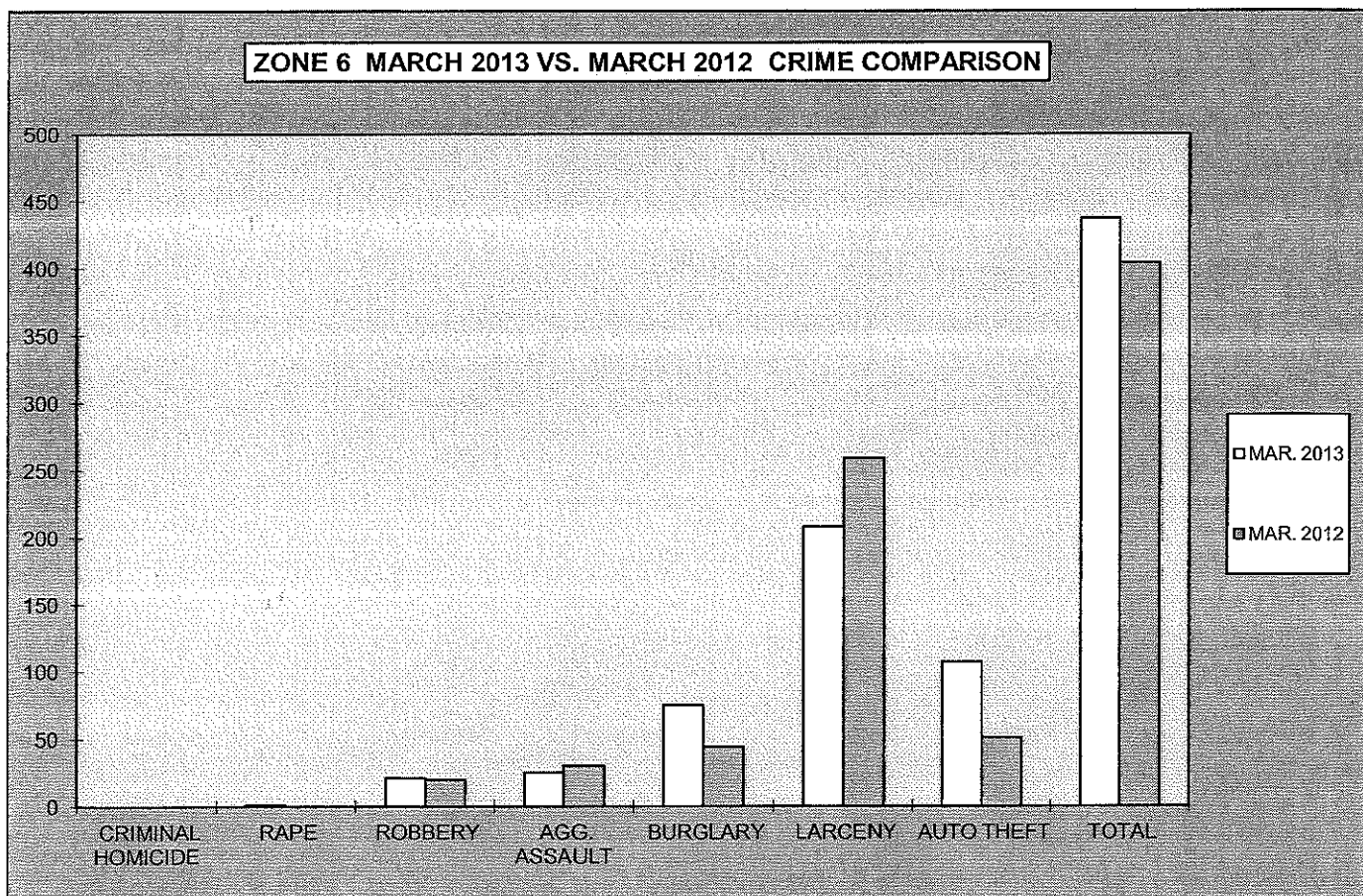
CRIME	JAN.-MAR. 2013	JAN.-MAR. 2012	# DIFFERENCE	% DIFFERENCE
CRIMINAL HOMICIDE	0	0	0	0%
RAPE	1	0	1	100%
ROBBERY	66	67	-1	-1%
AGG. ASSAULT	54	51	3	6%
BURGLARY	75	50	25	50%
RESIDENCE	49	22	27	123%
NON-RESIDENCE	26	28	-2	-7%
LARCENY	884	981	-97	-10%
POCKETPICKING	7	7	0	0%
PURSE SNATCHING	36	16	20	125%
SHOPLIFTING	69	100	-31	-31%
FROM MOTOR VEHICLES	476	507	-31	-6%
MOTOR VEH. PARTS/ACCESSORIES	75	137	-62	-45%
BICYCLES	15	10	5	50%
FROM BUILDINGS	120	119	1	1%
FROM COIN OPERATED MACHINES	3	1	2	200%
ALL OTHER	83	84	-1	-1%
AUTO THEFT	145	126	19	15%
TOTAL	1,225	1,275	-50	-4%

ZONE 5 YEAR TO DATE CRIME COMPARISON



**2013
MONTHLY CRIME COMPARISON**

ZONE 6				
CRIME	MAR. 2013	MAR. 2012	# DIFFERENCE	% DIFFERENCE
CRIMINAL HOMICIDE	0	0	0	0%
RAPE	1	0	1	100%
ROBBERY	21	20	1	5%
AGG. ASSAULT	25	30	-5	-17%
BURGLARY	75	44	31	70%
RESIDENCE	63	40	23	58%
NON-RESIDENCE	12	4	8	200%
LARCENY	208	259	-51	-20%
POCKETPICKING	1	1	0	0%
PURSE SNATCHING	2	10	-8	-80%
SHOPLIFTING	43	43	0	0%
FROM MOTOR VEHICLES	104	146	-42	-29%
MOTOR VEH. PARTS/ACCESSORIES	14	13	1	8%
BICYCLES	4	5	-1	-20%
FROM BUILDINGS	10	9	1	11%
FROM COIN OPERATED MACHINES	0	0	0	0%
ALL OTHER	30	32	-2	-6%
AUTO THEFT	107	51	56	110%
TOTAL	437	404	33	8%

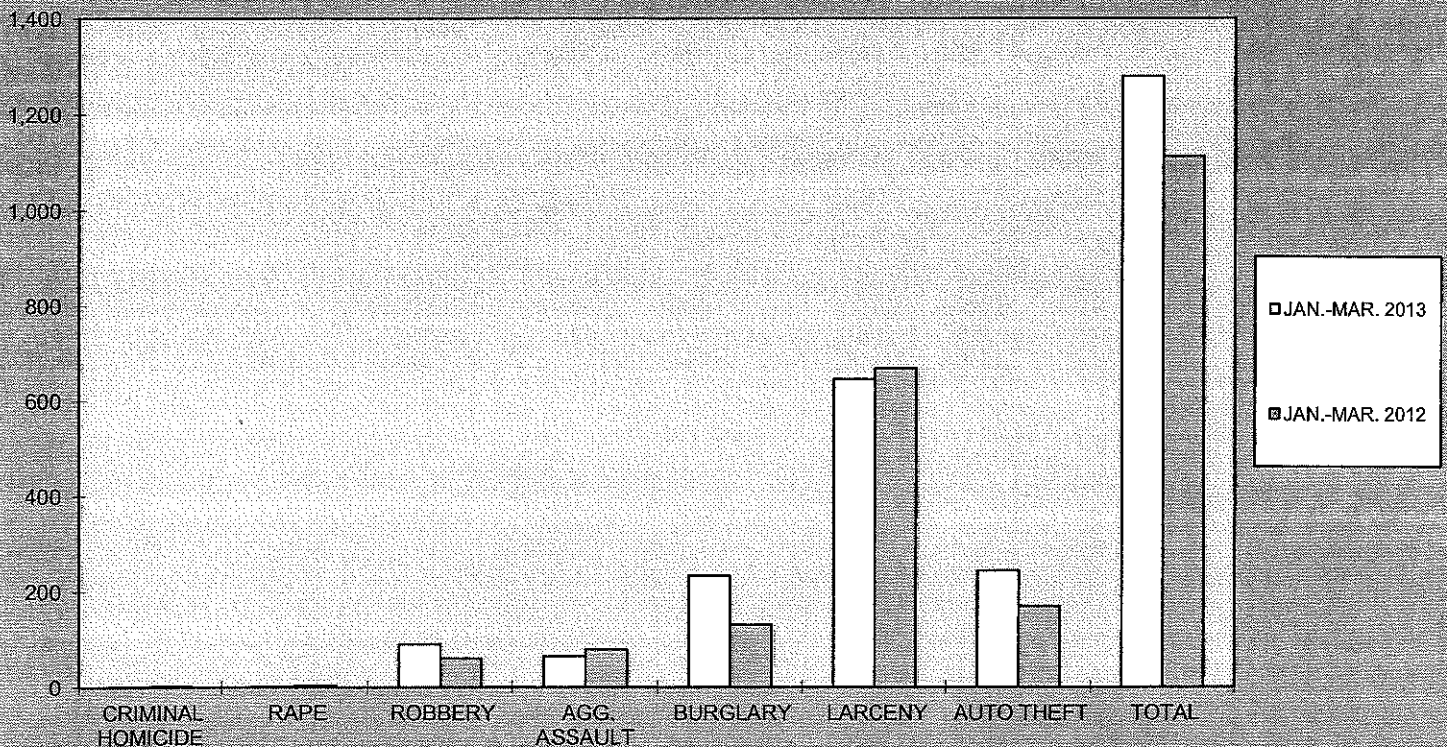


**2013
YEAR TO DATE CRIME COMPARISON**

ZONE 6

CRIME	JAN.-MAR. 2013	JAN.-MAR. 2012	# DIFFERENCE	% DIFFERENCE
CRIMINAL HOMICIDE	1	2	-1	-50%
RAPE	1	4	-3	-75%
ROBBERY	90	60	30	50%
AGG. ASSAULT	64	79	-15	-19%
BURGLARY	233	130	103	79%
RESIDENCE	191	111	80	72%
NON-RESIDENCE	42	19	23	121%
LARCENY	646	669	-23	-3%
POCKETPICKING	5	1	4	400%
PURSE SNATCHING	13	16	-3	-19%
SHOPLIFTING	125	119	6	5%
FROM MOTOR VEHICLES	327	332	-5	-2%
MOTOR VEH. PARTS/ACCESSORIES	46	62	-16	-26%
BICYCLES	14	14	0	0%
FROM BUILDINGS	36	38	-2	-5%
FROM COIN OPERATED MACHINES	0	0	0	0%
ALL OTHER	80	87	-7	-8%
AUTO THEFT	244	169	75	44%
TOTAL	1,279	1,113	166	15%

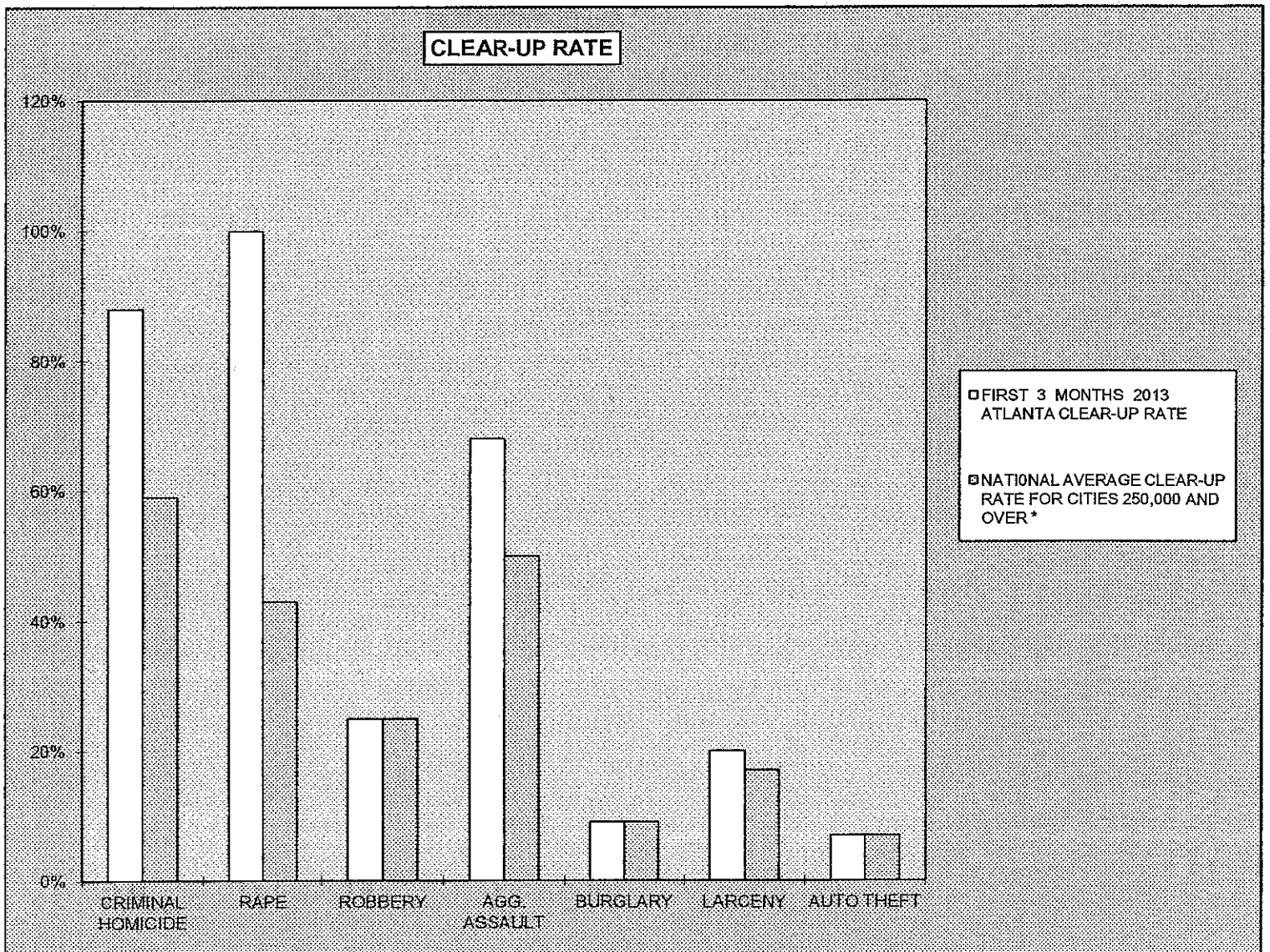
ZONE 6 YEAR TO DATE CRIME COMPARISON



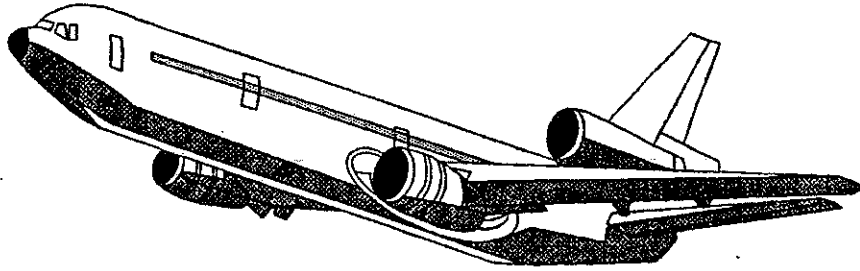
**2013
CRIME COMPARISON
CLEAR-UP RATE**

CRIME	FIRST 3 MONTHS 2013 ATLANTA CLEAR-UP RATE	NATIONAL AVERAGE CLEAR-UP RATE FOR CITIES 250,000 AND OVER *
CRIMINAL HOMICIDE	88%	59%
RAPE	100%	43%
ROBBERY	25%	25%
AGG. ASSAULT	68%	50%
BURGLARY	9%	9%
LARCENY	20%	17%
AUTO THEFT	7%	7%

* National Average for Cities 250,000 and Over Based on Latest Annual (2011) FBI Uniform Crime Report



APD



The Atlanta Airport
UNIFORM CRIME REPORTING



MARCH 2013

SUPPORT SERVICES DIVISION
INFORMATION SERVICES SECTION

RETURN A - MONTHLY RETURN OF OFFENSES KNOWN TO THE POLICE

1-720b (Rev. 8-30-94)
OMB No. 1110-0001

This report is authorized by law Title 28, Section 534, U.S. Code. While you are not required to respond, your cooperation in forwarding this report by the 7th day after the close of the month to Uniform Crime Reports, Federal Bureau of Investigation, Washington, D.C. 20535, will assist in compiling comprehensive, accurate national crime figures on a timely basis.

1	2	3	4	5	6	
CLASSIFICATION OF OFFENSES	DATA ENTRY	OFFENSES REPORTED OR KNOWN TO POLICE (INCLUDE "UNFOUNDED" AND ATTEMPTS)	UNFOUNDED, I.E., FALSE OR BASELESS COMPLAINTS	NUMBER OF ACTUAL OFFENSES (COLUMN 2 MINUS COLUMN 3) INCLUDE ATTEMPTS	TOTAL OFFENSES CLEARED BY ARREST OR EXCEPTIONAL MEANS (INCLUDES COL. 6)	NUMBER OF CLEARANCES INVOLVING ONLY PERSONS UNDER 18 YEARS OF AGE
1. CRIMINAL HOMICIDE						
a. MURDER AND NONNEGLIGENT HOMICIDE	11	0	0	0	0	
b. MANSLAUGHTER BY NEGLIGENCE	12					
2. FORCIBLE RAPE TOTAL	20	0	0	0	0	
a. Rape by Force	21	0	0	0	0	
b. Attempts to commit Forcible Rape	22	0	0	0	0	
3. ROBBERY TOTAL	30	0	0	0	0	
a. Firearm	31	0	0	0	0	
b. Knife or Cutting Instrument	32	0	0	0	0	
c. Other Dangerous Weapon	33	0	0	0	0	
d. Strong-Arm (Hands, Fists, Feet, etc.)	34	0	0	0	0	
4. ASSAULT TOTAL	40	1	0	1	1	
a. Firearm	41	0	0	0	0	
b. Knife or cutting instrument	42	0	0	0	0	
c. Other Dangerous Weapon	43	0	0	0	0	
d. Strong-Arm	44	0	0	0	0	
e. Other Assaults - Simple, Not Aggravated	45	1	0	1	1	
5. BURGLARY TOTAL	50	0	0	0	0	
a. Forcible Entry	51	0	0	0	0	
b. Unlawful Entry - No Force	52	0	0	0	0	
c. Attempted Forcible Entry	53	0	0	0	0	
6. LARCENY THEFT TOTAL (except Motor Vehicle Theft)	60	33	0	33	0	
7. MOTOR VEHICLE THEFT TOTAL	70	0	0	0	0	
a. Autos	71	0	0	0	0	
b. Trucks and Buses	72	0	0	0	0	
c. Other Vehicles	73	0	0	0	0	
GRAND TOTAL	77	34	0	34	1	

CHECKING ANY OF THE APPROPRIATE BLOCKS BELOW WILL ELIMINATE YOUR NEED TO SUBMIT REPORTS WHEN THE VALUES ARE ZERO. THIS WILL ALSO AID THE NATIONAL PROGRAM IN ITS QUALITY CONTROL EFFORTS.

- NO SUPPLEMENTARY HOMICIDE REPORT SUBMITTED SINCE NO MURDERS, JUSTIFIABLE HOMICIDES, OR MANSLAUGHTER BY NEGLIGENCE OCCURRED IN THIS JURISDICTION DURING THE MONTH.
- NO SUPPLEMENT TO RETURN A REPORT SINCE NO CRIME OFFENSES OR RECOVERY OF PROPERTY REPORTED DURING THE MONTH.
- NO LAW ENFORCEMENT OFFICERS KILLED OR ASSAULTED REPORT SINCE NONE OF THE OFFICERS WERE ASSAULTED OR KILLED DURING THE MONTH.

- NO AGE, SEX, AND RACE OF PERSONS ARRESTED UNDER 18 YEARS OF AGE REPORT SINCE NO ARRESTS OF PERSONS WITHIN THIS AGE GROUP.
- NO AGE, SEX, AND RACE OF PERSONS ARRESTED 18 YEARS OF AGE AND OVER REPORT SINCE NO ARRESTS OF PERSONS WITHIN THIS AGE GROUP.
- NO MONTHLY RETURN OF ARSON OFFENSES KNOWN TO LAW ENFORCEMENT REPORT SINCE NO ARSONS OCCURRED.

DO NOT USE THIS SPACE	
	INITIALS
RECORDED	
EDITED	
ENTERED	
ADJUSTED	
WRITES	

* TOTALS INCLUDE PREVIOUS OFFENSES

MARCH 2013

Month and Year of Report

GA 060240X

Agency Identifier

APRIL 8, 2013

Date

ATLANTA AIRPORT POLICE - GEORGIA

Agency and State

Nail J. K... LIEUTENANT

Prepared By

Title

George J. F... CHIEF

Chief, Commissioner, Sheriff, or Superintendent

PROPERTY STOLEN BY CLASSIFICATION

CLASSIFICATION	DATA ENTRY	Number of Actual Offenses (Column 4 Return A)	Monetary Value of Property Stolen
1. MURDER AND NONNEGLIGENT MANSLAUGHTER	12	0	\$ 0.00
2. FORCIBLE RAPE	20	0	\$ 0.00
3. ROBBERY			
(a) HIGHWAY (streets, alleys, etc.)	31	0	0.00
(b) COMMERCIAL HOUSE (except c, d, and f)	32	0	0.00
(c) GAS OR SERVICE STATION	33	0	0.00
(d) CONVENIENCE STORE	34	0	0.00
(e) RESIDENCE (anywhere on premises)	35	0	0.00
(f) BANK	36	0	0.00
(g) MISCELLANEOUS	37	0	0.00
TOTAL ROBBERY	30	0	\$ 0.00
5. BURGLARY - BREAKING OR ENTERING			
(a) RESIDENCE (dwelling)			
(1) NIGHT (6 p.m. - 6 a.m.)	51	0	0.00
(2) DAY (6 a.m. - 6 p.m.)	52	0	0.00
(3) UNKNOWN	53	0	0.00
(b) NON-RESIDENCE (store, office, etc.)			
(1) NIGHT (6 p.m. - 6 a.m.)	54	0	0.00
(2) DAY (6 a.m. - 6 p.m.)	55	0	0.00
(3) UNKNOWN	56	0	0.00
TOTAL BURGLARY	50	0	\$ 0.00
6. LARCENY - THEFT (Except Motor Vehicle Theft)			
(a) \$200 AND OVER	61	17	28,573.00
(b) \$50 TO \$200	62	1	152.00
(c) UNDER \$50	63	15	44.00
TOTAL LARCENY (Same as Item 6X)	60	33	\$ 28,769.00
7. MOTOR VEHICLE THEFT (Include Alleged Joy Ride)	70	0	\$ 0.00
GRAND TOTAL - ALL ITEMS	77	33	\$ 28,769.00
ADDITIONAL ANALYSIS OF LARCENY AND MOTOR VEHICLE THEFT			
6X. NATURE OF LARCENIES UNDER ITEM 6			
(a) POCKET-PICKING	81	0	0.00
(b) PURSE-SNATCHING	82	1	0.00
(c) SHOPLIFTING	83	0	0.00
(d) FROM MOTOR VEHICLES (except e)	84	3	700.00
(e) MOTOR VEHICLE PARTS AND ACCESSORIES	85	1	38.00
(f) BICYCLES	86	2	801.00
(g) FROM BUILDING (except c and h)	87	10	15,460.00
(h) FROM ANY COIN-OPERATED MACHINES (parking meters, etc.)	88	0	0.00
(i) ALL OTHER	89	16	11,770.00
TOTAL LARCENIES (Same as Item 6)	80	33	\$ 28,769.00
7X. MOTOR VEHICLES RECOVERED			
(a) STOLEN LOCALLY AND RECOVERED LOCALLY	91	1	
(b) STOLEN LOCALLY AND RECOVERED BY OTHER JURISDICTIONS	92	0	
(c) TOTAL LOCALLY STOLEN MOTOR VEHICLES RECOVERED (a & b)	93	1	
(d) STOLEN IN OTHER JURISDICTIONS AND RECOVERED LOCALLY	90	1	

SUPPLEMENT TO RETURN A
MONTHLY RETURN OF OFFENSES KNOWN TO THE POLICE

1-706 (Rev. 8-30-94)
Form Approved
OMB No. 1110-0007

This report is authorized by law, Title 28, Section 534, U. S. Code. While you are not required to respond, your cooperation in submitting this report with the Return A will assist the FBI in compiling comprehensive, accurate figures on a timely basis.

This form deals with the nature of crime and the monetary value of property stolen and recovered. The total offenses recorded on the form should be the same as the number of actual offenses listed in Column 4 of the Return A for each crime class. Include attempted crimes on this form, but do not include unfounded offenses. If you cannot complete the report in all areas, please record as much information as is available. Tally sheets will be sent upon request.

PROPERTY BY TYPE AND VALUE

Type of Property (1)	Data Entry	Monetary Value of Property Stolen in Your Jurisdiction	
		Stolen (2)	Recovered (3)
(A) Currency, Notes, Etc.	01	\$ 282.00	\$ 0.00
(B) Jewelry and Precious Metals	02	6,010.00	0.00
(C) Clothing and Furs	03	712.00	0.00
(D) Locally Stolen Motor Vehicles	04	0.00	1.00
(E) Office Equipment	05	0.00	0.00
(F) Televisions, Radios, Stereos, Etc.	06	6,881.00	0.00
(G) Firearms	07	0.00	0.00
(H) Household Goods	08	0.00	0.00
(I) Consumable Goods	09	450.00	0.00
(J) Livestock	10	0.00	0.00
(K) Miscellaneous	11	14,434.00	0.00
TOTAL	00	\$ 28,769.00	\$ 1.00

The total of this column should agree with the Grand Total (DATA ENTRY 77) shown on page 2.

Include in this column all property recovered even though stolen in prior months. The above is an accounting for only that property stolen in your jurisdiction. This will include property recovered for you by other jurisdictions, but not property you recover for them.

APRIL 9, 2013
DATE

Neal J. K... LIEUTENANT
PREPARED BY TITLE

George H. J... CHIEF
CHIEF, COMMISSIONER, SHERIFF OR SUPERINTENDENT

MARCH 2013
Month and Year of Report

GA 060240X
Agency Identifier

ATLANTA AIRPORT POLICE - GEORGIA
Agency and State

**ATLANTA AIRPORT POLICE
AGE, SEX, AND RACE OF PERSONS ARRESTED
17 YEARS OF AGE AND OVER**

MONTH MARCH

YEAR 2013

CLASSIFICATION OF OFFENSES	SEX	AGE OF PERSON ARRESTED															TOTAL	RACE				ETHNIC		
		17	18	19	20	21	22	23	24 29	30 34	35 39	40 44	45 49	50 54	55 59	60 64		65 UP	White	Black	Native Amer.	Asian/Pacific	Whi. Hispanic	Blck Hispanic
Murder/Nonnegligent Manslaughter	01a	M																0						
	F																	0						
Manslaughter by Negligence	01b	M																0						
	F																	0						
Forcible Rape	02	M																0						
	F																	0						
Robbery	03	M																0						
	F																	0						
Aggravated Assault	04	M																0						
	F																	0						
Burglary- Breaking or Entering	05	M																0						
	F																	0						
Larceny - Theft (except Motor Vehicle Theft)	06	M																0						
	F																	0						
Motor Vehicle Theft	07	M																0						
	F																	0						
Other Assaults	08	M							1									1						
	F																	0		1				
Arson	09	M																0						
	F																	0						
Forgery and Counterfeiting	10	M																0						
	F																	0						
Fraud	11	M																0						
	F							1										1		1				
Embezzlement	12	M																0						
	F																	0						
Stolen Property; Buying, Receiving, Possessing	13	M																0						
	F																	0						
Vandalism	14	M																0						
	F																	0						
Weapons	15	M							1				1					2						
	F																	0	1	1				

- 36 -

**ATLANTA AIRPORT POLICE
AGE, SEX, AND RACE OF PERSONS ARRESTED
17 YEARS OF AGE AND OVER**

MONTH MARCH

YEAR 2013

CLASSIFICATION OF OFFENSES	SEX	AGE OF PERSON ARRESTED																TOTAL	RACE				ETHNIC	
		17	18	19	20	21	22	23	24 29	30 34	35 39	40 44	45 49	50 54	55 59	60 64	65 UP		White	Black	Native Amer.	Asian/Pacific	Whi. Hispanic	Blck Hispanic
Prostitution and Commercialized Vice	16 M																	0						
	F																	0						
Sex Offenses (except Rape and Prostitution)	17 M																	0						
	F																	0						
Drug Abuse Violations Grand Total	18 M	0	0	0	0	0	0	0	0	1	0	0	0	0	0	0	0	1						
	F	0	0	0	0	0	0	0	0	0	0	0	0	0	0	0	0	0	1	0	0	0	0	0
(1) Sale/Manufacturing Subtotal	180 M	0	0	0	0	0	0	0	0	0	0	0	0	0	0	0	0	0						
	F	0	0	0	0	0	0	0	0	0	0	0	0	0	0	0	0	0	0	0	0	0	0	0
Opium or Cocaine and their derivatives	a M																	0						
	F																	0						
Marijuana	b M																	0						
	F																	0						
Synthetic Narcotics	c M																	0						
	F																	0						
Other Dangerous Non-Narcotic Drugs	d M																	0						
	F																	0						
(2) Possession Subtotal	185 M	0	0	0	0	0	0	0	0	1	0	0	0	0	0	0	0	1						
	F	0	0	0	0	0	0	0	0	0	0	0	0	0	0	0	0	0	1	0	0	0	0	0
Opium or Cocaine and their derivatives	e M																	0						
	F																	0						
Marijuana	f M									1								1						
	F																	0	1					
Synthetic Narcotics	g M																	0						
	F																	0						
Other Dangerous Non-Narcotic Drugs	h M																	0						
	F																	0						
Gambling Total	19 M	0	0	0	0	0	0	0	0	0	0	0	0	0	0	0	0	0						
	F	0	0	0	0	0	0	0	0	0	0	0	0	0	0	0	0	0	0	0	0	0	0	0
Bookmaking	a M																	0						
	F																	0						
Numbers and Lottery	b M																	0						
	F																	0						

- 36a -

**ATLANTA AIRPORT POLICE
AGE, SEX, AND RACE OF PERSONS ARRESTED
17 YEARS OF AGE AND OVER**

MONTH MARCH

YEAR 2013

-36b-

CLASSIFICATION OF OFFENSES	SEX	AGE OF PERSON ARRESTED																TOTAL	RACE				ETHNIC	
		17	18	19	20	21	22	23	24 29	30 34	35 39	40 44	45 49	50 54	55 59	60 64	65 UP		White	Black	Native Amer.	Asian/Pacific	Whi. Hispanic	Blck Hispanic
All Other Gambling	M																	0						
	F																	0						
Offenses Against Family And Children	M																	0						
	F																	0						
Driving Under the Influence	M																	0						
	F																	0						
Liquor Laws	M																	0						
																		0						
Drunkenness																		0						
																		0						
Disorderly Conduct			1													1		2						
																		0	2					
Vagrancy																		0						
																		0						
All Other Offenses (except Traffic)									4	4	9	15	5	6	10	4	57							
									2	2		2	1	1		3	11	9	58		1			
Suspicion																	0							
																	0							
TOTAL		0	1	0	0	0	0	0	9	7	9	17	7	7	11	0	75	13	61	0	1	0	0	

MARCH 2013
Month and Year of Report

GA 060240X
Agency Identifier

APRIL 9, 2013
Date

Nail J. Klay LIEUTENANT
Prepared By Title

George A. J. CHIEF
Chief, Commissioner, Sheriff, or Superintendent

ATLANTA AIRPORT POLICE - GEORGIA
Agency and State

ATLANTA AIRPORT POLICE
 AGE, SEX, AND RACE OF PERSONS ARRESTED
 16 YEARS OF AGE AND UNDER

MONTH MARCH

YEAR 2013

CLASSIFICATION OF OFFENSES	SEX	AGE						RACE				ETHNIC	
		09	10-12	13-14	15	16	TOTAL	White	Black	Native Amer.	Asian/Pacific	Whi. Hispanic	Blck Hispanic
Murder/Nonnegligent Manslaughter	01a	M					0						
	F						0						
Manslaughter by Negligence	01b	M					0						
	F						0						
Forcible Rape	02	M					0						
	F						0						
Robbery	03	M					0						
	F						0						
Aggravated Assault	04	M					0						
	F						0						
Burglary- Breaking or Entering	05	M					0						
	F						0						
Larceny - Theft (except Motor Vehicle Theft)	06	M					0						
	F						0						
Motor Vehicle Theft	07	M					0						
	F						0						
Other Assaults	08	M					0						
	F						0						
Arson	09	M					0						
	F						0						
Forgery and Counterfeiting	10	M					0						
	F						0						
Fraud	11	M					0						
	F						0						
Embezzlement	12	M					0						
	F						0						
Stolen Property; Buying, Receiving, Possessing	13	M					0						
	F						0						
Vandalism	14	M					0						
	F						0						
Weapons	15	M					0						
	F						0						
Prostitution and Commercialized Vice	16	M					0						
	F						0						

-36c-

ATLANTA AIRPORT POLICE
 AGE, SEX, AND RACE OF PERSONS ARRESTED
 16 YEARS OF AGE AND UNDER

MONTH MARCH

YEAR 2013

CLASSIFICATION OF OFFENSES	SEX	AGE						RACE				ETHNIC			
		0	10	13	15	16	TOTAL	White	Black	Native Amer.	Asian/Pacific	Whi. Hispanic	Blck Hispanic		
		9	12	14											
Sex Offenses (except Rape and Prostitution)	17	M						0							
	F							0							
Drug Abuse Violations	18	M	0	0	0	0	0	0							
	Grand Total	F	0	0	0	0	0	0	0	0	0	0	0	0	0
(1) Sale/Manufacturing Subtotal	180	M	0	0	0	0	0	0							
	F	0	0	0	0	0	0	0	0	0	0	0	0	0	0
Opium or Cocaine and their Derivatives	a	M						0							
	F							0							
Marijuana	b	M						0							
	F							0							
Synthetic Narcotics	c	M						0							
	F							0							
Other Dangerous Non-Narcotic Drugs	d	M						0							
	F							0							
(2) Possession Subtotal	185	M	0	0	0	0	0	0							
	F	0	0	0	0	0	0	0	0	0	0	0	0	0	0
Opium or Cocaine and their Derivatives	e	M						0							
	F							0							
Marijuana	f	M						0							
	F							0							
Synthetic Narcotics	g	M						0							
	F							0							
Other Dangerous Non-Narcotic Drugs	h	M						0							
	F							0							
Gambling Total	19	M	0	0	0	0	0	0							
	F	0	0	0	0	0	0	0	0	0	0	0	0	0	0
Bookmaking	a	M						0							
	F							0							
Numbers and Lottery	b	M						0							
	F							0							
All Other Gambling	c	M						0							
	F							0							
Offenses Against Family and Children	20	M						0							
	F							0							

-364-

**ATLANTA AIRPORT POLICE
AGE, SEX, AND RACE OF PERSONS ARRESTED
16 YEARS OF AGE AND UNDER**

MONTH MARCH
YEAR 2013

CLASSIFICATION OF OFFENSES	SEX	AGE						RACE				ETHNIC	
		0	10	13	15	16	TOTAL	White	Black	Native Amer.	Asian/Pacific	Whi. Hispanic	Blck Hispanic
		9	12	14									
Driving Under the Influence 21	M						0						
	F						0						
Liquor Laws 22	M						0						
	F						0						
Drunkenness 23	M						0						
	F						0						
Disorderly Conduct 24	M						0						
	F						0						
Vagrancy 25	M						0						
	F						0						
All Other Offenses (except Traffic) 26	M						0						
	F						0						
Suspicion 27	M						0						
	F						0						
Curfew and Loitering 28	M						0						
	F						0						
Run-Aways 29	M						0						
	F						0						
Total			0	0	0	0	0	0	0	0	0	0	0

-36e-

MARCH 2013
Month and Year of Report

GA 060240X
Agency Identifier

APRIL 9, 2013 Date

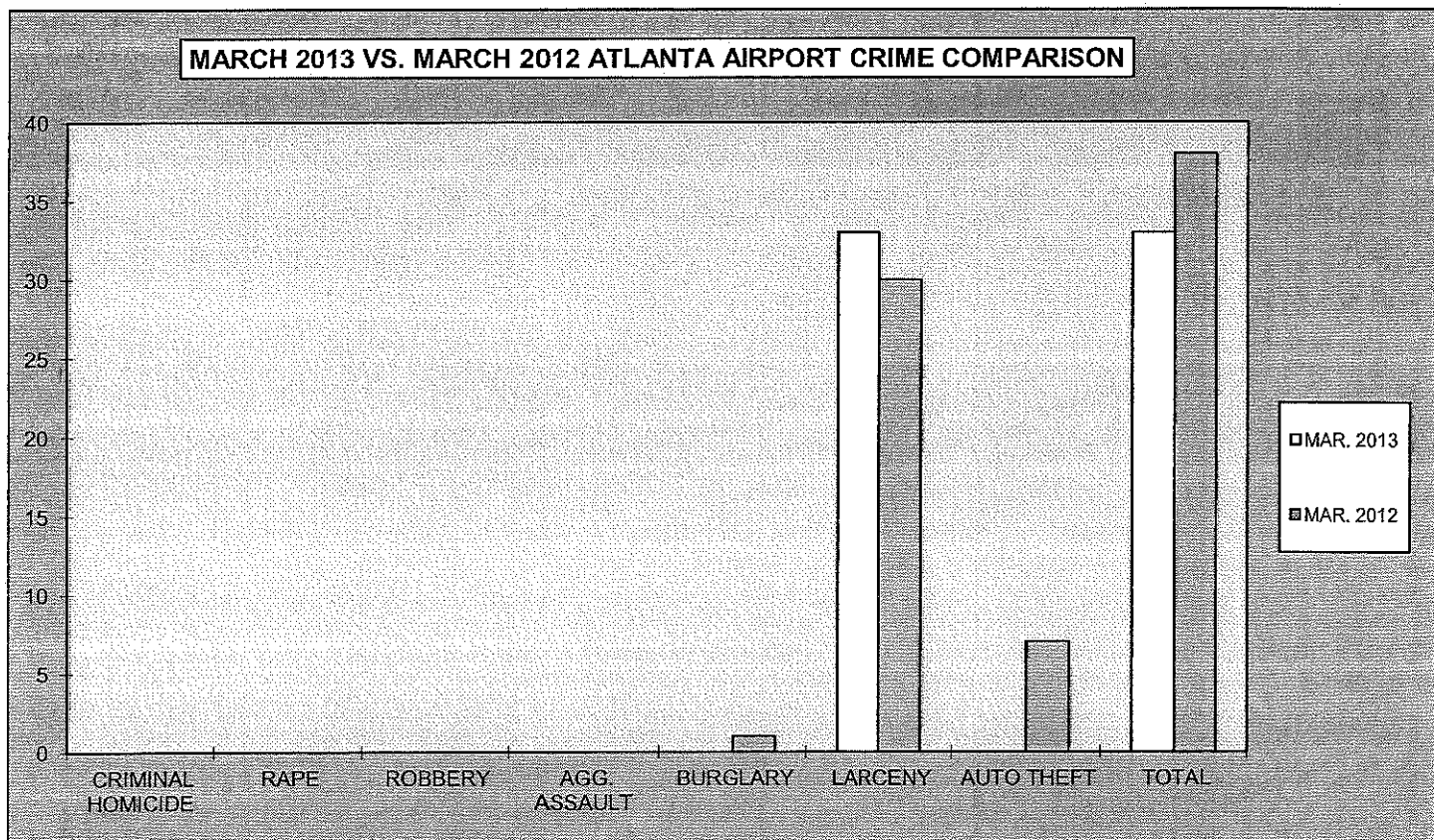
Nail J. K... LIUTENANT
Prepared By

ATLANTA AIRPORT POLICE - GEORGIA
Agency and State

George M. J... CHIEF
Chief, Commissioner, Sheriff, or Superintendent

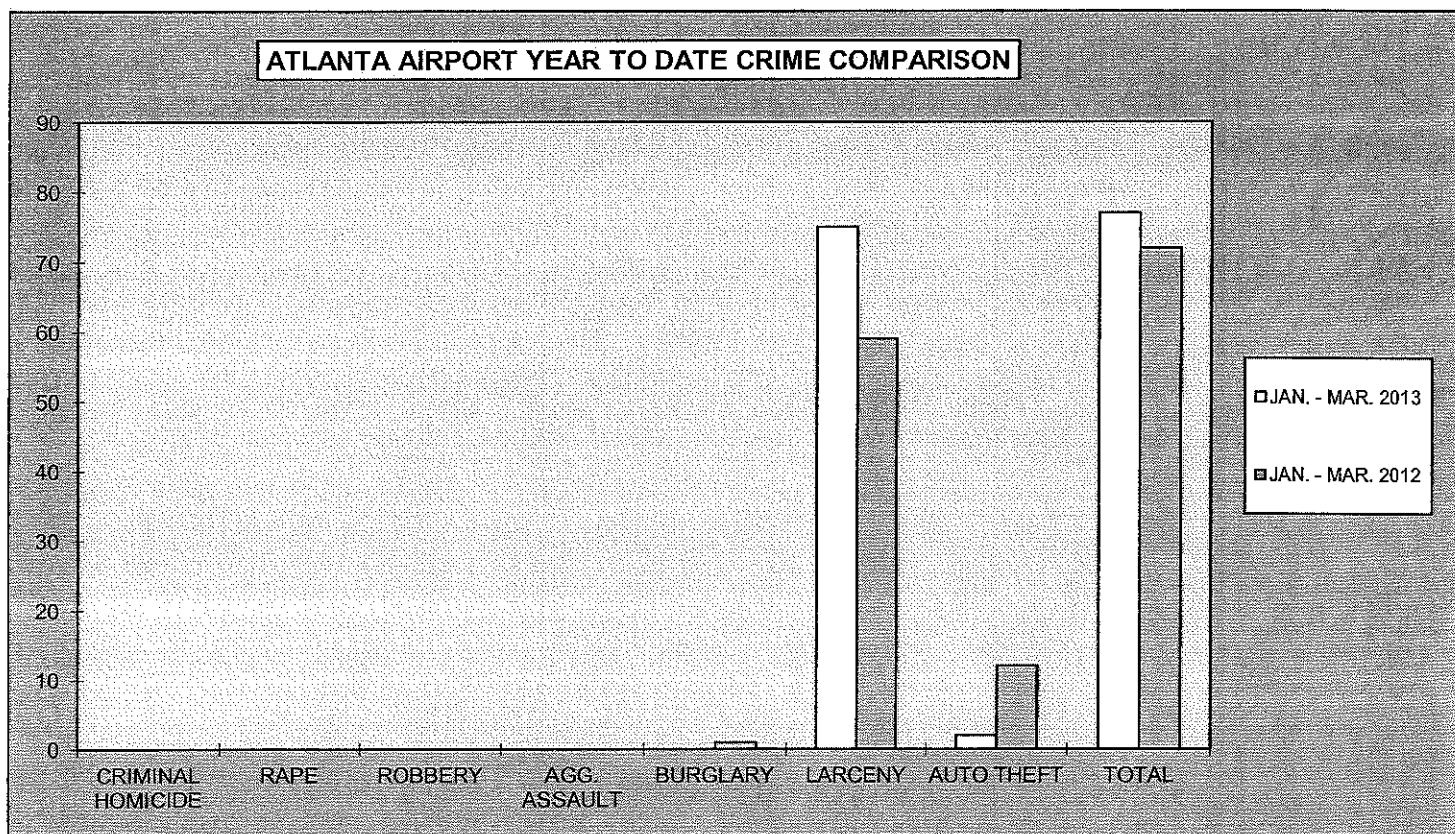
2013
ATLANTA AIRPORT
MONTHLY CRIME COMPARISON

CRIME	MAR. 2013	MAR. 2012	# DIFFERENCE	% DIFFERENCE
CRIMINAL HOMICIDE	0	0	0	0%
RAPE	0	0	0	0%
ROBBERY	0	0	0	0%
AGG. ASSAULT	0	0	0	0%
BURGLARY	0	1	-1	-100%
RESIDENCE	0	0	0	0%
NON-RESIDENCE	0	1	-1	-100%
LARCENY	33	30	3	10%
POCKETPICKING	0	1	-1	-100%
PURSE SNATCHING	1	0	1	100%
SHOPLIFTING	0	1	-1	-100%
FROM MOTOR VEHICLES	3	3	0	0%
MOTOR VEH. PARTS/ACCESSORIES	1	4	-3	-75%
BICYCLES	2	0	2	100%
FROM BUILDINGS	10	7	3	43%
FROM COIN OPERATED MACHINES	0	2	-2	-100%
ALL OTHER	16	12	4	33%
AUTO THEFT	0	7	-7	-100%
TOTAL	33	38	-5	-13%



**2013
ATLANTA AIRPORT
YEAR TO DATE CRIME COMPARISON**

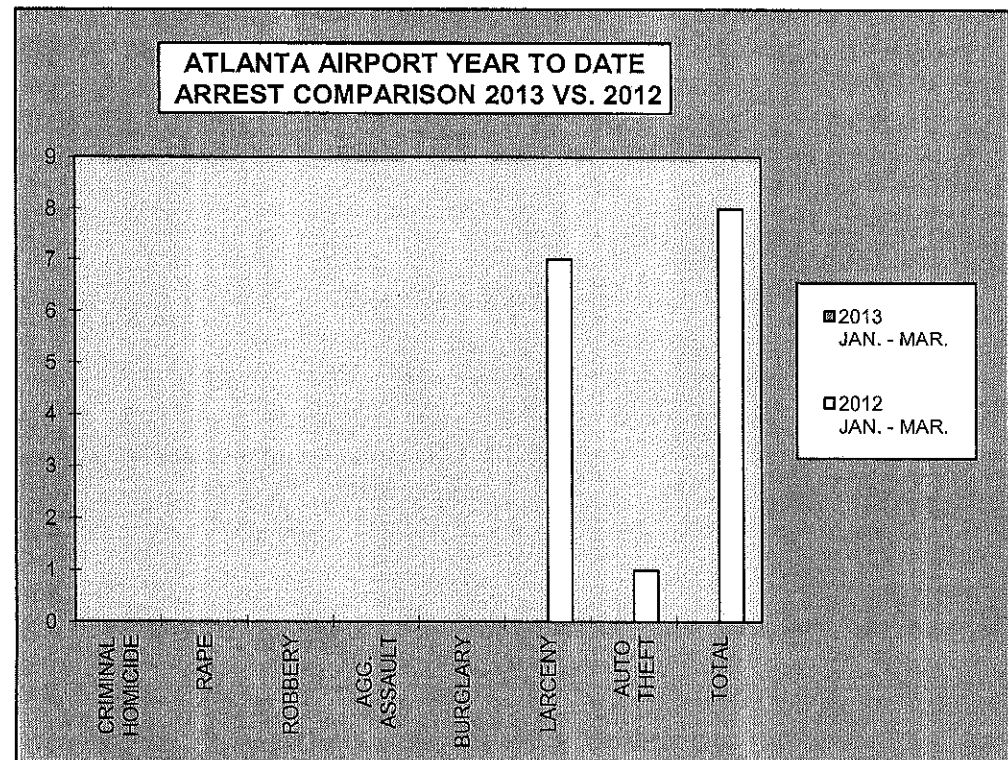
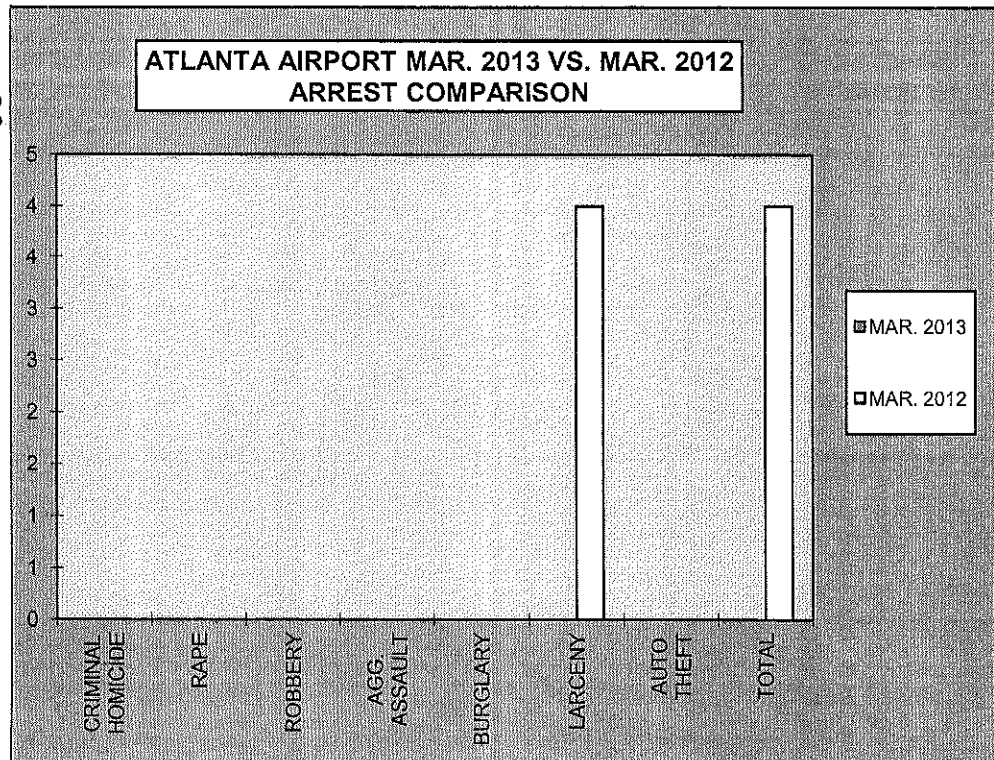
FIRST 3 MONTHS				
CRIME	JAN - MAR 2013	JAN - MAR 2012	# DIFFERENCE	% DIFFERENCE
CRIMINAL HOMICIDE	0	0	0	0%
RAPE	0	0	0	0%
ROBBERY	0	0	0	0%
AGG. ASSAULT	0	0	0	0%
BURGLARY	0	1	-1	-100%
RESIDENCE	0	0	0	0%
NON-RESIDENCE	0	1	-1	-100%
LARCENY	75	59	16	27%
POCKETPICKING	0	2	-2	-100%
PURSE SNATCHING	1	0	1	0%
SHOPLIFTING	0	1	-1	-100%
FROM MOTOR VEHICLES	4	4	0	0%
MOTOR VEH. PARTS/ACCESSORIES	3	5	-2	-40%
BICYCLES	2	0	2	100%
FROM BUILDINGS	22	20	2	10%
FROM COIN OPERATED MACHINES	0	2	-2	-100%
ALL OTHER	43	25	18	72%
AUTO THEFT	2	12	-10	-83%
TOTAL	77	72	5	7%



**2013
ATLANTA AIRPORT
ARREST COMPARISON**

MARCH ARREST COMPARISON				
CRIME	MAR. 2013	MAR. 2012	# DIFFERENCE	% DIFFERENCE
CRIMINAL HOMICIDE	0	0	0	0%
RAPE	0	0	0	0%
ROBBERY	0	0	0	0%
AGG. ASSAULT	0	0	0	0%
BURGLARY	0	0	0	0%
LARCENY	0	4	-4	-100%
AUTO THEFT	0	0	0	0%
TOTAL	0	4	-4	-100%

FIRST 3 MONTHS ARREST COMPARISON				
CRIME	2013 JAN. - MAR.	2012 JAN. - MAR.	# DIFFERENCE	% DIFFERENCE
CRIMINAL HOMICIDE	0	0	0	0%
RAPE	0	0	0	0%
ROBBERY	0	0	0	0%
AGG. ASSAULT	0	0	0	0%
BURGLARY	0	0	0	0%
LARCENY	0	7	-7	-100%
AUTO THEFT	0	1	-1	-100%
TOTAL	0	8	-8	-100%



**2013
ATLANTA AIRPORT
CLEAR-UP RATE**

CRIME	ATLANTA AIRPORT MAR. 2013 CLEAR-UP RATE	ATLANTA AIRPORT MAR. 2012 CLEAR-UP RATE
CRIMINAL HOMICIDE	0%	0%
RAPE	0%	0%
ROBBERY	0%	0%
AGG. ASSAULT	0%	0%
BURGLARY	0%	0%
LARCENY	0%	10%
AUTO THEFT	0%	14%

