

FBI

UNIFORM CRIME REPORTING

ATLANTA POLICE DEPARTMENT

226 PEACHTREE STREET, SW

ATLANTA, GEORGIA 30303



MAY 2013

SUPPORT SERVICES DIVISION
INFORMATION SERVICES SECTION

TABLE OF CONTENTS

	Page
U. C. R. COMPARATIVE CRIME REPORT -----	1
RETURN A - MONTHLY RETURN OF OFFENSES KNOWN TO THE POLICE -----	2
PROPERTY STOLEN BY CLASSIFICATION -----	3
	3a
LAW ENFORCEMENT OFFICERS KILLED OR ASSAULTED -----	4
MONTHLY RETURN OF ARSON OFFENSES KNOWN TO LAW ENFORCEMENT -----	5
POLICE DISPOSITION OF JUVENILES -----	6
SUPPLEMENTARY HOMICIDE REPORT -----	7
SEX AND RACE OF PERSONS ARRESTED -----	8
	8a-8e
HOMICIDE COMPARISON REPORT -----	9
HOMICIDE BREAKDOWN REPORT -----	10
SEVEN MAJOR CRIMES - MONTHLY CRIME COMPARISON -----	11
SEVEN MAJOR CRIMES - YEAR TO DATE CRIME COMPARISON -----	12
SEVEN MAJOR CRIMES ARREST MONTHLY AND YEAR TO DATE COMPARISON -----	13
CRIMES AGAINST PERSONS MONTHLY AND YEAR TO DATE COMPARISON -----	14
CRIMES AGAINST PROPERTY MONTHLY AND YEAR TO DATE COMPARISON -----	15
CRIMES AGAINST PERSONS & PROPERTY MONTHLY COMPARISON BY ZONES -----	16
CRIMES AGAINST PERSONS & PROPERTY YEAR TO DATE COMPARISON BY ZONES -----	17
SEVEN MAJOR CRIMES MONTHLY CRIME COMPARISON BY ZONES -----	18
SEVEN MAJOR CRIMES - YEAR TO DATE CRIME COMPARISON BY ZONES -----	19
SEVEN MAJOR CRIMES - MONTHLY CRIME COMPARISON - ZONE 1 -----	20
SEVEN MAJOR CRIMES - YEAR TO DATE CRIME COMPARISON - ZONE 1 -----	21
SEVEN MAJOR CRIMES - MONTHLY CRIME COMPARISON - ZONE 2 -----	22
SEVEN MAJOR CRIMES - YEAR TO DATE CRIME COMPARISON - ZONE 2 -----	23
SEVEN MAJOR CRIMES - MONTHLY CRIME COMPARISON - ZONE 3 -----	24
SEVEN MAJOR CRIMES - YEAR TO DATE CRIME COMPARISON - ZONE 3 -----	25
SEVEN MAJOR CRIMES - MONTHLY CRIME COMPARISON - ZONE 4 -----	26
SEVEN MAJOR CRIMES - YEAR TO DATE CRIME COMPARISON - ZONE 4 -----	27
SEVEN MAJOR CRIMES - MONTHLY CRIME COMPARISON - ZONE 5 -----	28
SEVEN MAJOR CRIMES - YEAR TO DATE CRIME COMPARISON - ZONE 5 -----	29
SEVEN MAJOR CRIMES - MONTHLY CRIME COMPARISON - ZONE 6 -----	30
SEVEN MAJOR CRIMES - YEAR TO DATE CRIME COMPARISON - ZONE 6 -----	31
CLEAR-UP RATE COMPARISON -----	32
ATLANTA AIRPORT -----	33
RETURN A - MONTHLY RETURN OF OFFENSES KNOWN TO THE POLICE -----	34
PROPERTY STOLEN BY CLASSIFICATION -----	35
	35a
SEX AND RACE OF PERSONS ARRESTED -----	36
	36a-36e
SEVEN MAJOR CRIMES - MONTHLY CRIME COMPARISON -----	37
SEVEN MAJOR CRIMES - YEAR TO DATE CRIME COMPARISON -----	38
SEVEN MAJOR CRIMES ARREST MONTHLY AND YEAR TO DATE COMPARISON -----	39
CLEAR-UP RATE COMPARISON -----	40

MAY 2013
U.C.R. COMPARATIVE CRIME REPORT
SUPPORT SERVICES DIVISION
INFORMATION SERVICES SECTION

	<u>MAY 2013</u>		<u>MAY 2012</u>		<u>COMPARATIVE ACTUAL</u>	<u>% CHANGE ACTUAL</u>	<u>COMPARATIVE CLEARED</u>	<u>% CHANGE CLEARED</u>
	<u>ACTUAL</u>	<u>CLEARED</u>	<u>ACTUAL</u>	<u>CLEARED</u>				
MURDER	5	3	5	11	0	0%	-8	-73%
RAPE	15	8	10	14	5	50%	-6	-43%
ROBBERY	234	36	210	69	24	11%	-33	-48%
AGG. ASSAULT	242	169	411	269	-169	-41%	-100	-37%
BURGLARY - RESIDENCE	496		403		93	23%		
BURGLARY - NON-RESIDENCE	98	48	107	66	-9	-8%	-18	-27%
LARCENY - \$200 AND OVER	412		547		-135	-25%		
LARCENY - \$50 TO \$199	98	236	121	306	-23	-19%	-70	-23%
LARCENY - UNDER \$50	969		901		68	8%		
AUTO THEFT	349	29	411	69	-62	-15%	-40	-58%
TOTAL	2,918		3,126		-208	-7%		
AUTOS RECOVERED	146		75		71	95%		

	<u>2013 JANUARY - MAY</u>		<u>2012 JANUARY - MAY</u>		<u>COMPARATIVE ACTUAL</u>	<u>% CHANGE ACTUAL</u>	<u>COMPARATIVE CLEARED</u>	<u>% CHANGE CLEARED</u>
	<u>ACTUAL</u>	<u>CLEARED</u>	<u>ACTUAL</u>	<u>CLEARED</u>				
MURDER	28	23	29	30	-1	-3%	-7	-23%
RAPE	37	31	50	43	-13	-26%	-12	-28%
ROBBERY	941	203	820	228	121	15%	-25	-11%
AGG. ASSAULT	1,175	792	1,552	1,014	-377	-24%	-222	-22%
BURGLARY - RESIDENCE	2,113		2,005		108	5%		
BURGLARY - NON-RESIDENCE	342	215	331	245	11	3%	-30	-12%
LARCENY - \$200 AND OVER	1,975		2,297		-322	-14%		
LARCENY - \$50 TO \$199	437	1,261	550	1,340	-113	-21%	-79	-6%
LARCENY - UNDER \$50	4,259		4,063		196	5%		
AUTO THEFT	1,909	131	1,865	177	44	2%	-46	-26%
TOTAL	13,216		13,562		-346	-3%		
AUTOS RECOVERED	890		313		577	184%		

RETURN A - MONTHLY RETURN OF OFFENSES KNOWN TO THE POLICE

1-720b (Rev. 8-30-94)
OMB No. 1110-0001

This report is authorized by law Title 28, Section 534, U.S. Code. While you are not required to respond, your cooperation in forwarding this report by the 7th day after the close of the month to Uniform Crime Reports, Federal Bureau of Investigation, Washington, D.C. 20535, will assist in compiling comprehensive, accurate national crime figures on a timely basis.

1	2	3	4	5	6
CLASSIFICATION OF OFFENSES	OFFENSES REPORTED OR KNOWN TO POLICE (INCLUDE "UNFOUNDED" AND ATTEMPTS)	UNFOUNDED, I.E., FALSE OR BASELESS COMPLAINTS	NUMBER OF ACTUAL OFFENSES (COLUMN 2 MINUS COLUMN 3) INCLUDE ATTEMPTS	TOTAL OFFENSES CLEARED BY ARREST OR EXCEPTIONAL MEANS (INCLUDES COL 6)	NUMBER OF CLEARANCES INVOLVING ONLY PERSONS UNDER 18 YEARS OF AGE
1. CRIMINAL HOMICIDE					
a. MURDER AND NONNEGLIGENT HOMICIDE	6	1	5	3	0
b. MANSLAUGHTER BY NEGLIGENCE					
2. FORCIBLE RAPE TOTAL	16	1	15	8	1
a. Rape by Force	14	1	13	6	1
b. Attempts to commit Forcible Rape	2	0	2	2	0
3. ROBBERY TOTAL	237	3	234	36	5
a. Firearm	161	2	159	17	2
b. Knife or Cutting Instrument	3	0	3	2	0
c. Other Dangerous Weapon	10	0	10	3	1
d. Strong-Arm (Hands, Fists, Feet, etc.)	63	1	62	14	2
4. ASSAULT TOTAL	859	14	845	547	12
a. Firearm	89	6	83	43	0
b. Knife or cutting instrument	51	0	51	41	1
c. Other Dangerous Weapon	83	2	81	59	1
d. Strong-Arm	27	0	27	26	2
e. Other Assaults - Simple, Not Aggravated	609	6	603	378	8
5. BURGLARY TOTAL	598	4	594	48	5
a. Forcible Entry	468	3	465	31	3
b. Unlawful Entry - No Force	101	1	100	12	1
c. Attempted Forcible Entry	29	0	29	5	1
6. LARCENY THEFT TOTAL (except Motor Vehicle Theft)	1,511	32	1,479	236	17
7. MOTOR VEHICLE THEFT TOTAL	381	32	349	29	3
a. Autos	330	26	304	26	3
b. Trucks and Buses	30	5	25	1	0
c. Other Vehicles	21	1	20	2	0
GRAND TOTAL	3,608	87	3,521	907	43

CHECKING ANY OF THE APPROPRIATE BLOCKS BELOW WILL ELIMINATE YOUR NEED TO SUBMIT REPORTS WHEN THE VALUES ARE ZERO. THIS WILL ALSO AID THE NATIONAL PROGRAM IN ITS QUALITY CONTROL EFFORTS.

- NO SUPPLEMENTARY HOMICIDE REPORT SUBMITTED SINCE NO MURDERS, JUSTIFIABLE HOMICIDES, OR MANSLAUGHTER BY NEGLIGENCE OCCURRED IN THIS JURISDICTION DURING THE MONTH.
- NO SUPPLEMENT TO RETURN A REPORT SINCE NO CRIME OFFENSES OR RECOVERY OF PROPERTY REPORTED DURING THE MONTH.
- NO LAW ENFORCEMENT OFFICERS KILLED OR ASSAULTED REPORT SINCE NONE OF THE OFFICERS WERE ASSAULTED OR KILLED DURING THE MONTH.

- NO AGE, SEX, AND RACE OF PERSONS ARRESTED UNDER 18 YEARS OF AGE REPORT SINCE NO ARRESTS OF PERSONS WITHIN THIS AGE GROUP.
- NO AGE, SEX, AND RACE OF PERSONS ARRESTED 18 YEARS OF AGE AND OVER REPORT SINCE NO ARRESTS OF PERSONS WITHIN THIS AGE GROUP.
- NO MONTHLY RETURN OF ARSON OFFENSES KNOWN TO LAW ENFORCEMENT REPORT SINCE NO ARSONS OCCURRED.

DO NOT USE THIS SPACE

	INITIALS
RECORDED	
EDITED	
ENTERED	
ADJUSTED	
CORRECTED	

* TOTALS INCLUDE PREVIOUS OFFENSES

MAY 2013

Month and Year of Report

GAAPD 0000

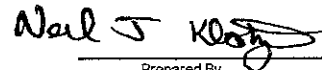
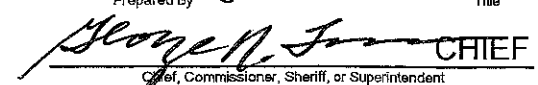
Agency Identifier

JUNE 12, 2013

Date

ATLANTA POLICE DEPARTMENT - GEORGIA

Agency and State


 Prepared By **Naal J. King** Title **LIEUTENANT**

 Chief, Commissioner, Sheriff, or Superintendent Title **CHIEF**

SSD/6-12-13

PROPERTY STOLEN BY CLASSIFICATION

CLASSIFICATION	DATA ENTRY	Number of Actual Offenses (Column 4 Return A)	Monetary Value of Property Stolen
1. MURDER AND NONNEGLIGENT MANSLAUGHTER	12	5	\$ 0.00
2. FORCIBLE RAPE	20	15	\$ 0.00
3. ROBBERY			
(a) HIGHWAY (streets, alleys, etc.)	31	171	80,752.00
(b) COMMERCIAL HOUSE (except c, d, and f)	32	23	515,432.00
(c) GAS OR SERVICE STATION	33	3	1,402.00
(d) CONVENIENCE STORE	34	3	1.00
(e) RESIDENCE (anywhere on premises)	35	23	19,133.00
(f) BANK	36	0	0.00
(g) MISCELLANEOUS	37	11	1,353.00
TOTAL ROBBERY	30	234	\$ 618,073.00
5. BURGLARY - BREAKING OR ENTERING			
(a) RESIDENCE (dwelling)			
(1) NIGHT (6 p.m. - 6 a.m.)	51	145	124,532.00
(2) DAY (6 a.m. - 6 p.m.)	52	351	388,151.00
(3) UNKNOWN	53	0	0.00
(b) NON-RESIDENCE (store, office, etc.)			
(1) NIGHT (6 p.m. - 6 a.m.)	54	56	178,113.00
(2) DAY (6 a.m. - 6 p.m.)	55	42	16,648.00
(3) UNKNOWN	56	0	0.00
TOTAL BURGLARY	50	594	\$ 707,444.00
6. LARCENY - THEFT (Except Motor Vehicle Theft)			
(a) \$200 AND OVER	61	412	659,473.00
(b) \$50 TO \$200	62	98	10,465.00
(c) UNDER \$50	63	969	2,879.00
TOTAL LARCENY (Same as Item 6X)	60	1,479	\$ 672,817.00
7. MOTOR VEHICLE THEFT (Include Alleged Joy Ride)	70	349	\$ 249,020.00
GRAND TOTAL - ALL ITEMS	77		\$ 2,247,354.00
ADDITIONAL ANALYSIS OF LARCENY AND MOTOR VEHICLE THEFT			
6X. NATURE OF LARCENIES UNDER ITEM 6			
(a) POCKET-PICKING	81	5	386.00
(b) PURSE-SNATCHING	82	51	6,626.00
(c) SHOPLIFTING	83	221	49,497.00
(d) FROM MOTOR VEHICLES (except e)	84	650	372,600.00
(e) MOTOR VEHICLE PARTS AND ACCESSORIES	85	136	51,736.00
(f) BICYCLES	86	19	10,443.00
(g) FROM BUILDING (except c and h)	87	155	57,052.00
(h) FROM ANY COIN-OPERATED MACHINES (parking meters, etc.)	88	0	0.00
(i) ALL OTHER	89	242	124,477.00
TOTAL LARCENIES (Same as Item 6)	80	1,479	\$ 672,817.00
7X. MOTOR VEHICLES RECOVERED			
(a) STOLEN LOCALLY AND RECOVERED LOCALLY	91	96	
(b) STOLEN LOCALLY AND RECOVERED BY OTHER JURISDICTIONS	92	50	
(c) TOTAL LOCALLY STOLEN MOTOR VEHICLES RECOVERED (a & b)	93	146	
(d) STOLEN IN OTHER JURISDICTIONS AND RECOVERED LOCALLY	90	N/A	

SUPPLEMENT TO RETURN A
MONTHLY RETURN OF OFFENSES KNOWN TO THE POLICE

1-706 (Rev.8-30-94)
Form Approved
OMB No. 1110-0007

This report is authorized by law, Title 28, Section 534, U. S. Code. While you are not required to respond, your cooperation in submitting this report with the Return A will assist the FBI in compiling comprehensive, accurate figures on a timely basis.

This form deals with the nature of crime and the monetary value of property stolen and recovered. The total offenses recorded on the form should be the same as the number of actual offenses listed in Column 4 of the Return A for each crime class. Include attempted crimes on this form, but do not include unfounded offenses. If you cannot complete the report in all areas, please record as much information as is available. Tally sheets will be sent upon request.

PROPERTY BY TYPE AND VALUE

Type of Property (1)	Data Entry	Monetary Value of Property Stolen in Your Jurisdiction	
		Stolen (2)	Recovered (3)
(A) Currency, Notes, Etc.	01	\$ 190,479.00	\$ 0.00
(B) Jewelry and Precious Metals	02	778,840.00	0.00
(C) Clothing and Furs	03	93,229.00	0.00
(D) Locally Stolen Motor Vehicles	04	249,020.00	110,393.00
(E) Office Equipment	05	9,542.00	0.00
(F) Televisions, Radios, Stereos, Etc.	06	457,244.00	2.00
(G) Firearms	07	18,137.00	1.00
(H) Household Goods	08	15,373.00	0.00
(I) Consumable Goods	09	12,571.00	0.00
(J) Livestock	10	0.00	0.00
(K) Miscellaneous	11	422,919.00	0.00
TOTAL	00	\$ 2,247,354.00	\$ 110,396.00

The total of this column should agree with the Grand Total (DATA ENTRY 77) shown on page 2.

Include in this column all property recovered even though stolen in prior months. The above is an accounting for only that property stolen in your jurisdiction. This will include property recovered for you by other jurisdictions, but not property you recover for them.

JUNE 12, 2013

DATE

Paul J. Kelly LIEUTENANT
PREPARED BY TITLE

George N. Jones CHIEF
CHIEF, COMMISSIONER, SHERIFF OR SUPERINTENDENT

MAY 2013

Month and Year of Report

GAAPD 0000

Agency identifier

ATLANTA POLICE DEPARTMENT - GEORGIA

Agency and State

LAW ENFORCEMENT OFFICERS KILLED OR ASSAULTED

It is requested this report be completed and transmitted with monthly crime reports to: Director, Federal Bureau of Investigation, Uniform Crime Reports, Washington, D. C. 20535. This form should be used to report the number of your officers who were assaulted or killed in the line of duty during the month. Additional information concerning officers killed will be requested by a separate questionnaire.

OFFICERS KILLED Number of your law enforcement officers killed in the line of duty this month.	By felonious act	0
	By accident or negligence	0

Officers Assaulted (Do not include officers killed) - See other side for instructions.

Type of Activity	Total Assaults by Weapon A	Type of Weapon					Type of Assignment						Police Assaults Cleared M	
		Firearm B	Knife or Other Cutting Instrument C	Other Dangerous Weapon D	Hands, Fists, Feet, etc. E	Two-Officer Vehicle F	One-Officer Vehicle		Detective or Special Assign.		Other			
							Alone G	As-sisted H	Alone I	As-sisted J	Alone K	As-sisted L		
1. Responding to "Disturbance" calls (family quarrels, man with gun, etc.)	0													
2. Burglaries in progress or pursuing burglary suspects	0													
3. Robberies in progress or pursuing robbery suspects	0													
4. Attempting other arrests	3				3							3		3
5. Civil disorder (riot, mass disobedience)	0													
6. Handling, transporting, custody of prisoners	3				3		1	2						3
7. Investigating suspicious persons or circumstances	3			1	2		1	1				1		3
8. Ambush - no warning	0													
9. Mentally deranged	1				1							1		1
10. Traffic pursuits and stops	6			4	2			4		2				6
11. All Other	2				2		2							2
12. TOTAL (1-11)	18	0	0	5	13	0	4	7	0	2	5	0	18	
13. Number with personal injury	0													
14. Number without personal injury	18			5	13									
15. Time of assaults														
AM	7	1		1		1								
PM		1			4	3								

DO NOT WRITE HERE

Recorded	Initials
Edited	
Punched	
Verified	
Adjusted	
DOJ/FBI	

12:01 2:00 4:00 6:00 8:00 10:00 12:00

MAY 2013 GAAPD 0000
 Month and Year Agency Identifier
 ATLANTA POLICE DEPARTMENT GEORGIA
 Agency State
 Prepared By: *Near J. K...* Title: LIEUTENANT
 Chief, Sheriff, Commissioner, Superintendent

MONTHLY RETURN OF ARSON OFFENSES KNOWN TO LAW ENFORCEMENT

DO-73 (2-11-82)
Form Approved
OMB No. 1110-0008

This report is authorized by law Title 28, Section 534, United States Code, and the enactment of the fiscal year 1979, Department of Justice Authorization Bill S. 3151. While you are not required to respond, your cooperation in using this form to report all incidents of arson which become known to your department during the month will assist the FBI in compiling comprehensive, accurate data on a timely basis. Instructions appear on reverse side.

1		2	3	4	5	6	7	8
PROPERTY CLASSIFICATION		Offenses Reported or Known to Police (Include Unfounded and Attempts)	Unfounded, i.e. False or Baseless Complaints	Number of Actual Offenses (Column 2 Minus Column 3 (Include Attempts))	Total Offenses Cleared by Arrest or Exceptional Means (Include Column 6)	Number of Clearances Involving Only Persons Under 18 Years of Age	Offenses Where Structures Uninhabited Abandoned, or not Normally in Use	Estimated Value of Property Damage
STRUCTURAL	A. Single Occupancy Residential: Houses, Townhouses, Duplexes, etc.	11	9	2			2	\$ 8,500.
	B. Other Residential: Apartments, Tenements, Flats, Hotels, Motels, Inns, Dormitories, Boarding Houses, etc.	8	4	4			2	\$ 22,080.
	C. Storage: Barns, Garages, Warehouses, etc.							\$
	D. Industrial/Manufacturing							\$
	E. Other Commercial: Stores, Restaurants, Offices, etc.	4	3	1				\$ 400,000.
	F. Community/Public: Churches, Jails, Schools, Colleges, Hospitals, etc.							\$
	G. All Other Structure: Out Buildings, Monuments, Buildings Under Construction, etc.							\$
TOTAL STRUCTURE		23	16	7			4	\$ 430,580.
MOBILE	H. Motor Vehicles: Automobiles, Trucks, Buses, Motorcycles, etc.: UCR Definition	1		1				\$ 10,000.
	I. Other Mobile Property: Trailers, Recreational Vehicles, Airplanes, Boats, etc.							\$
	TOTAL MOBILE		1		1			
J. TOTAL OTHER Crops, Timber, Fences, Signs, etc.								\$
GRAND TOTAL		24	16	8			4	\$ 440,580.

Agency Identifier GAAPD 0000 Month MAY 2013
 Agency ATLANTA POLICE DEPARTMENT State GEORGIA
 Prepared by *George N. J.* LIEUTENANT CHIEF
 Chief, Commissioner, Sheriff, or Superintendent

DO NOT WRITE HERE	
Recorded	
Edited	
Entered	
Adjusted	
Corres.	

AGENCY IDENTIFIER GAAPD 0000 REPORTING PERIOD MAY 2013

AGENCY NAME ATLANTA POLICE DEPARTMENT

POLICE DISPOSITION OF JUVENILES

-Not to include neglect or traffic cases-

1. Handled within Department and released. (Warning, released to parents, etc.)	_____
2. Referred to juvenile court or probation department.	_____ 105 _____
3. Referred to welfare agency.	_____
4. Referred to other police agency.	_____
5. Referred to criminal or adult court.	_____
TOTAL	_____ 105 _____

JUNE 10, 2013
DATE

Nail J. K... LIEUTENANT
PREPARED BY TITLE

George A. J... CHIEF
APPROVED BY TITLE

GCIC USE ONLY	
Recorded	_____
Reviewed	_____
Punched	_____
Verified	_____

RETURN TO:
Georgia Crime Information Center/Uniform Crime Reporting
P. O. Box 1456
Atlanta, Georgia 30301

Return on or before the 7th of the following month.

GCIC/UCR-012 (9/74)

PAGE 1 OF 1
 SUPPLEMENTARY HOMICIDE REPORT

1-704 (Rev. 4-24-95)
 Form Approved
 OMB No. 1110-0002

This report is authorized by law Title 28, Section 534, United States Code. While you are not required to respond, your cooperation in using this form to list data pertaining to all homicides reported on your Return A will assist the FBI in compiling comprehensive, accurate data regarding this important classification on a timely basis.

1a. Murder and Nonnegligent Manslaughter

List below specific information for all offenses shown in item 1a of the monthly Return A. In addition, list all justifiable killings of felons by a citizen or by a peace officer in the line of duty. A brief explanation in the circumstances column regarding unfounded homicide offenses will aid the national Uniform Crime Reporting Program in editing the reports.

Incident	Situation*	Victim **				Offender**				Data Code		Weapon Used (Handgun, Rifle, Shotgun, Club, Poison, etc.)	Relationship of Victim to Offender (Husband, Wife, Son, Father, Acquaintance, Neighbor, Stranger, etc.)	Circumstances (Victim shot by robber, robbery victim shot robber, killed by patron during barroom brawl, etc.)
		Age	Sex	Race	Ethnicity	Age	Sex	Race	Ethnicity	Do Not Write In These Spaces				
	B	47	M	B	N							HANDGUN - 9 MM	UNKNOWN	OTHER
	B	30	M	B	N							HANDGUN	UNKNOWN	OTHER
	B	27	M	B	N							HANDGUN - 22 CAL.	UNKNOWN	OTHER
	B	33	M	W	N							HANDGUN - 22 CAL.	UNKNOWN	OTHER
	B	24	M	B	N							HANDGUN - 9 MM	UNKNOWN	OTHER
	C	43	M	B	N	39	F	B				ASPHYXIATION	OTHER - KNOWN TO VICTIM	FELON KILLED BY PRIVATE CITIZEN *
						16	M	B				ASPHYXIATION	OTHER - KNOWN TO VICTIM	FELON KILLED BY PRIVATE CITIZEN *

*
 ** - See reverse side for explanation

MAY 2013

Month and Year

ATLANTA POLICE DEPARTMENT

Agency

GAAPD 0000

Agency Identifier

GEORGIA

State

Nail J. King

Prepared By

LIEUTENANT

Title

George N. Jones

Chief, Sheriff, Commissioner, Superintendent

CHIEF

DO NOT WRITE HERE	
Recorded	
Edited	
Punched	
Verified	
Adjusted	

ATLANTA POLICE DEPARTMENT
 AGE, SEX, AND RACE OF PERSONS ARRESTED
 17 YEARS OF AGE AND OVER

MONTH MAY

YEAR 2013

CLASSIFICATION OF OFFENSES	SEX	AGE OF PERSON ARRESTED															TOTAL	RACE				ETHNIC			
		17	18	19	20	21	22	23	24 29	30 34	35 39	40 44	45 49	50 54	55 59	60 64		65 UP	White	Black	Native Amer.	Asian/Pacific	Whi. Hispanic	Blck Hispanic	
Murder/Nonnegligent Manslaughter	01a	M																3	3						
	F																		0		3				
Manslaughter by Negligence	01b	M																	0						
	F																		0						
Forcible Rape	02	M			1													1	6						
	F																	1	0	1	5				
Robbery	03	M	3	5	3	3	5	1	2	6	4	2	2	1				1	38						
	F			1		1							1						3	2	39				
Aggravated Assault	04	M		2	2	4	2	4	1	21	15	9	4	9	9	2	2	1	87						
	F					2		2	1	10	10	4	3	1	1	3	2	1	40	5	122				
Burglary- Breaking or Entering	05	M	4	4	2	4	4	1	1	6	3	1	5	3	4	8	2	1	53						
	F			1		1				1			1						5	4	54				
Larceny - Theft (except Motor Vehicle Theft)	06	M	4	9	8	4	10	3	3	13	31	13	19	27	13	10	2	4	173						
	F		2	2		2	2	2	4	14	11	7	5	7	1	4			63	28	207			1	
Motor Vehicle Theft	07	M			2	1	2	2	1	2	2	3	1		3	1	1		21						
	F												1	1					2	2	21				
Other Assaults	08	M	3	3	7	7	8	10	6	45	55	19	23	19	14	6	4	4	233						
	F		3	1	4	3	5	3	2	14	13	7	6	6	3	6			76	43	264	2			
Arson	09	M			1														1						
	F																		0		2				
Forgery and Counterfeiting	10	M		1		1	1	2	3	3	3	8	5	1	2				30						
	F			1					1	2					1				5	4	31				
Fraud	11	M			2	1			1	4	2	6	2	4	3	2		1	28						
	F							1		4		1	1	2	3		1		13	9	31			1	
Embezzlement	12	M			1		1	2	1	1	1								7						
	F			1					1	1	1	2		1					7	1	13				
Stolen Property, Buying, Receiving, Possessing	13	M	1	3		4	2	2	1	10	4	2	2	2	3	2			38						
	F										2	1							3	5	36				
Vandalism	14	M	1	2	1	2	1		1	4	7	5	6	2	2	1	1		36						
	F								1	4		2		2	1	1	1		12	7	41				
Weapons	15	M		1	1	2	1		3	8	9	3	2	2	1	1			34						
	F		1			1				1									3	2	35				

ATLANTA POLICE DEPARTMENT
AGE, SEX, AND RACE OF PERSONS ARRESTED
17 YEARS OF AGE AND OVER

MONTH MAY
YEAR 2013

CLASSIFICATION OF OFFENSES	SEX	AGE OF PERSON ARRESTED															TOTAL	RACE				ETHNIC						
		17	18	19	20	21	22	23	24 29	30 34	35 39	40 44	45 49	50 54	55 59	60 64		65 UP	White	Black	Native Amer.	Asian/Pacific	Whi. Hispanic	Blck Hispanic				
Prostitution and Commercialized Vice	M					1			3	2	2	1	1	3				13										
	F	1	1	1		1		3	6	2	2	4	2	2	2	1		28	11	27		3						
Sex Offenses (except Rape and Prostitution)	M			1	2	1	1	1	8	12	9	9	14	18	9	3	3	91										
	F		2				2			5	3	4	3	2			1	22	19	94								
Drug Abuse Violations	M	4	14	10	19	15	22	25	84	64	30	20	26	23	11	7	1	375										
Grand Total	F	1	3	2	4	6	6	2	12	4	5	2	2	4	3	2	1	59	58	375	0	1	0	0				
(1) Sale/Manufacturing Subtotal	M	2	2	1	2	1	1	3	14	7	6	4	6	2	3	1	1	56										
	F	0	0	0	0	2	0	0	1	0	0	0	0	1	0	0	0	4	12	48	0	0	0	0				
Opium or Cocaine and their derivatives	M	1					1	1	5	1	2	2	1				14											
	F																0	4	10									
Marijuana	M		2		1	1		2	8	5	2	1	2		2	1	1	28										
	F					2								1			3	4	27									
Synthetic Narcotics	M																0											
	F																0											
Other Dangerous Non-Narcotic Drugs	M	1		1	1				1	1	2	1	3	2	1		14											
	F								1								1	4	11									
(2) Possession Subtotal	M	2	12	9	17	14	21	22	70	57	24	16	20	21	8	6	0	319										
	F	1	3	2	4	4	6	2	11	4	5	2	2	3	3	2	1	55	46	327	0	1	0	0				
Opium or Cocaine and their derivatives	M		1	1	2	1	1	4	14	10	5	3	7	9	1	2		61										
	F				1	1	2	1	4		3	1	2	3	3	2		23	15	69								
Marijuana	M	2	11	8	15	13	20	18	55	46	17	13	12	11	7	4		252										
	F	1	3	2	3	3	4	1	5	4	2	1				1	30	24	257		1							
Synthetic Narcotics	M													1			1											
	F																0											
Other Dangerous Non-Narcotic Drugs	M								1	1	2		1				5											
	F								2								2	6	1									
Gambling	M	0	0	0	0	0	0	0	0	0	0	0	0	1	2	0	0	3										
Total	F	0	0	0	0	0	0	0	0	0	0	0	0	0	0	0	0	0	0	3	0	0	0	0				
Bookmaking	M																	0										
	F																	0										
Numbers and Lottery	M																	0										
	F																	0										

-8a-

**ATLANTA POLICE DEPARTMENT
AGE, SEX, AND RACE OF PERSONS ARRESTED
17 YEARS OF AGE AND OVER**

MONTH MAY

YEAR 2013

CLASSIFICATION OF OFFENSES	SEX	AGE OF PERSON ARRESTED																TOTAL	RACE				ETHNIC	
		17	18	19	20	21	22	23	24 29	30 34	35 39	40 44	45 49	50 54	55 59	60 64	65 UP		White	Black	Native Amer.	Asian/Pacific	Whi. Hispanic	Blck Hispanic
All Other Gambling	M													1	2			3						
	F																	0		3				
Offenses Against Family And Children	M					1								1				2						
	F						1	1	4					1				7		9				
Driving Under the Influence	M		2	1	2		2	3	20	13	9	5	7	5		1	1	71						
	F		2		1	5	2	3	7	6	5	3		1		1		36	49	56		2		
Liquor Laws	M	1			1	2	1	1	10	11	24	21	42	51	38	11	8	222						
	F		1			1	1	1	1	3	2	3	2	3	1		1	20	24	216		2		
Drunkenness	M					1	2	1	9	4	3	3	10	11	6	3	1	54						
	F					1			1	2	1	3	1				9	20	14	49				
Disorderly Conduct	M	2	4	2	3	4	4	6	23	19	23	24	36	30	12	11	3	206						
	F	2		2	1	3		2	9	15	8	9	5	4	7			67	32	240		1		
Vagrancy	M			1			1		7	1	6	4	9	13	4	3		49						
	F				1						2		2	1	1			7	16	40				
All Other Offenses (except Traffic)	M	11	11	12	6	8	12	9	39	39	33	40	29	37	23	9	4	322						
	F		1	1		1	3	2	11	7	8	5	11	5	2	3		60	54	326		2		
Suspicion	M																	0						
	F																	0						
TOTAL		44	78	68	83	95	95	94	431	383	273	248	292	283	169	71	37	2744	390	2339	2	13	0	0

MAY 2013

Month and Year of Report

GAAPD 0000

Agency Identifier

JUNE 12, 2013

Date

Walter J. K... [Signature]

Prepared By

LIEUTENANT

Title

ATLANTA POLICE DEPARTMENT - GEORGIA

Agency and State

[Signature]

Chief, Commissioner, Sheriff, or Superintendent

CHIEF

**ATLANTA POLICE DEPARTMENT
AGE, SEX, AND RACE OF PERSONS ARRESTED
16 YEARS OF AGE AND UNDER**

MONTH MAY
YEAR 2013

CLASSIFICATION OF OFFENSES	SEX	AGE						RACE				ETHNIC	
		09	10-12	13-14	15	16	TOTAL	White	Black	Native Amer.	Asian/Pacific	Whi. Hispanic	Blck Hispanic
Murder/Nonnegligent Manslaughter	M						0						
	F						0						
Manslaughter by Negligence	M						0						
	F						0						
Forcible Rape	M						0						
	F						0						
Robbery	M			4	3	3	10						
	F			1	1		2		12				
Aggravated Assault	M					2	2						
	F					1	1		3				
Burglary- Breaking or Entering	M		1	1	2	6	10						
	F						0		10				
Larceny - Theft (except Motor Vehicle Theft)	M		2	3		7	12						
	F			4	6	6	16	1	27				
Motor Vehicle Theft	M			2	5	1	8						
	F						0		8				
Other Assaults	M			5	1		6						
	F			2	3	1	6		12				
Arson	M						0						
	F						0						
Forgery and Counterfeiting	M						0						
	F						0						
Fraud	M						0						
	F						0						
Embezzlement	M						0						
	F						0						
Stolen Property; Buying, Receiving, Possessing	M			1		2	3						
	F						0		3				
Vandalism	M				1		1						
	F						0		1				
Weapons	M			1			1						
	F						0		1				
Prostitution and Commercialized Vice	M						0						
	F					1	1		1				

-28-

ATLANTA POLICE DEPARTMENT
 AGE, SEX, AND RACE OF PERSONS ARRESTED
 16 YEARS OF AGE AND UNDER

MONTH MAY

YEAR 2013

CLASSIFICATION OF OFFENSES	SEX	AGE						RACE				ETHNIC		
		09	1012	1314	15	16	TOTAL	White	Black	Native Amer.	Asian/Pacific	Whi. Hispanic	Blck Hispanic	
Sex Offenses (except Rape and Prostitution) 17	M			1			1							
	F						0		1					
Drug Abuse Violations Grand Total 18	M	0	0	2	1	5	8							
	F	0	0	1	0	0	1	0	8	0	1	0	0	
(1) Sale/Manufacturing Subtotal 180	M	0	0	0	0	0	0							
	F	0	0	0	0	0	0	0	0	0	0	0	0	
Opium or Cocaine and their Derivatives a	M						0							
	F						0							
Marijuana b	M						0							
	F						0							
Synthetic Narcotics c	M						0							
	F						0							
Other Dangerous Non-Narcotic Drugs d	M						0							
	F						0							
(2) Possession Subtotal 185	M	0	0	2	1	5	8							
	F	0	0	1	0	0	1	0	8	0	1	0	0	
Opium or Cocaine and their Derivatives e	M						0							
	F						0							
Marijuana f	M			2	1	5	8							
	F			1			1		8		1			
Synthetic Narcotics g	M						0							
	F						0							
Other Dangerous Non-Narcotic Drugs h	M						0							
	F						0							
Gambling Total 19	M	0	0	0	0	0	0							
	F	0	0	0	0	0	0	0	0	0	0	0	0	
Bookmaking a	M						0							
	F						0							
Numbers and Lottery b	M						0							
	F						0							
All Other Gambling c	M						0							
	F						0							
Offenses Against Family and Children 20	M						0							
	F					1	1		1					

- 28 -

**ATLANTA POLICE DEPARTMENT
AGE, SEX, AND RACE OF PERSONS ARRESTED
16 YEARS OF AGE AND UNDER**

MONTH MAY

YEAR 2013

CLASSIFICATION OF OFFENSES	SEX	AGE						RACE				ETHNIC	
		09	1012	1314	15	16	TOTAL	White	Black	Native Amer.	Asian/Pacific	Whi. Hispanic	Blck Hispanic
Driving Under the Influence 21	M						0						
	F						0						
Liquor Laws 22	M						0						
	F						0						
Drunkenness 23	M						0						
	F						0						
Disorderly Conduct 24	M			1	1	1	3						
	F			1	1		2		5				
Vagrancy 25	M						0						
	F						0						
All Other Offenses (except Traffic) 26	M			2	2	1	5						
	F						0		5				
Suspicion 27	M						0						
	F						0						
Curfew and Loitering 28	M			2	2		4						
	F					1	1		5				
Run-Aways 29	M						0						
	F						0						
Total		0	3	34	29	39	105	1	103	0	1	0	0

- 8 -

MAY 2013

Month and Year of Report

GAAPD 0000

Agency Identifier

JUNE 12, 2013

Date

ATLANTA POLICE DEPARTMENT - GEORGIA

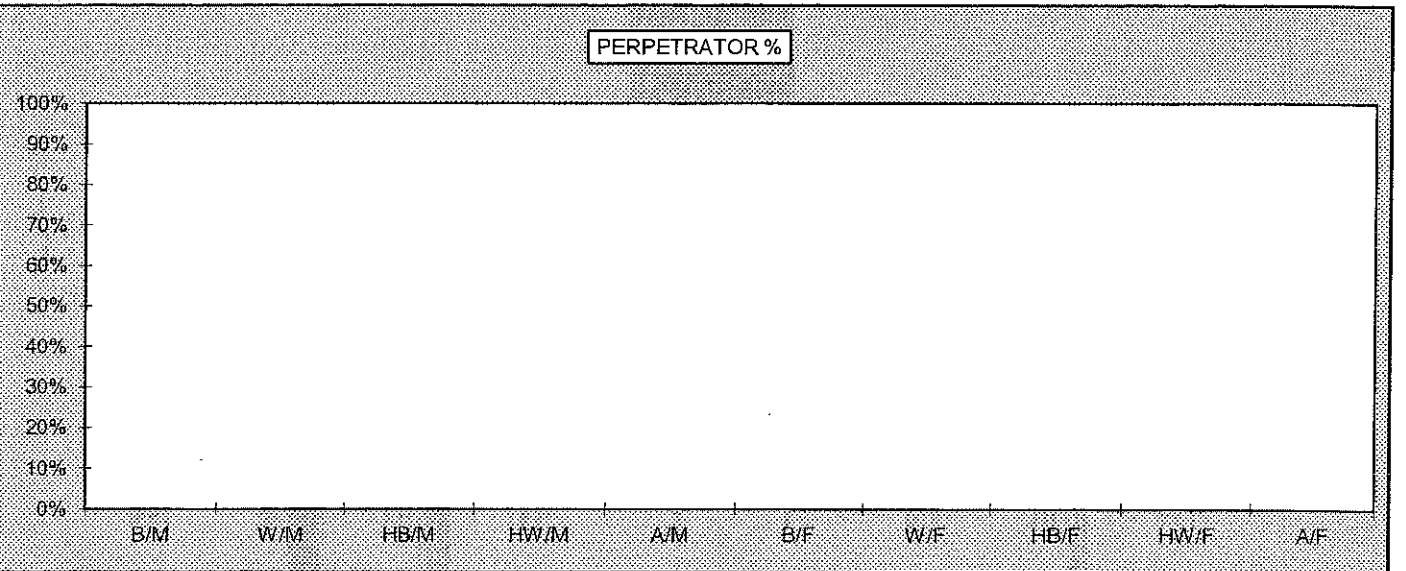
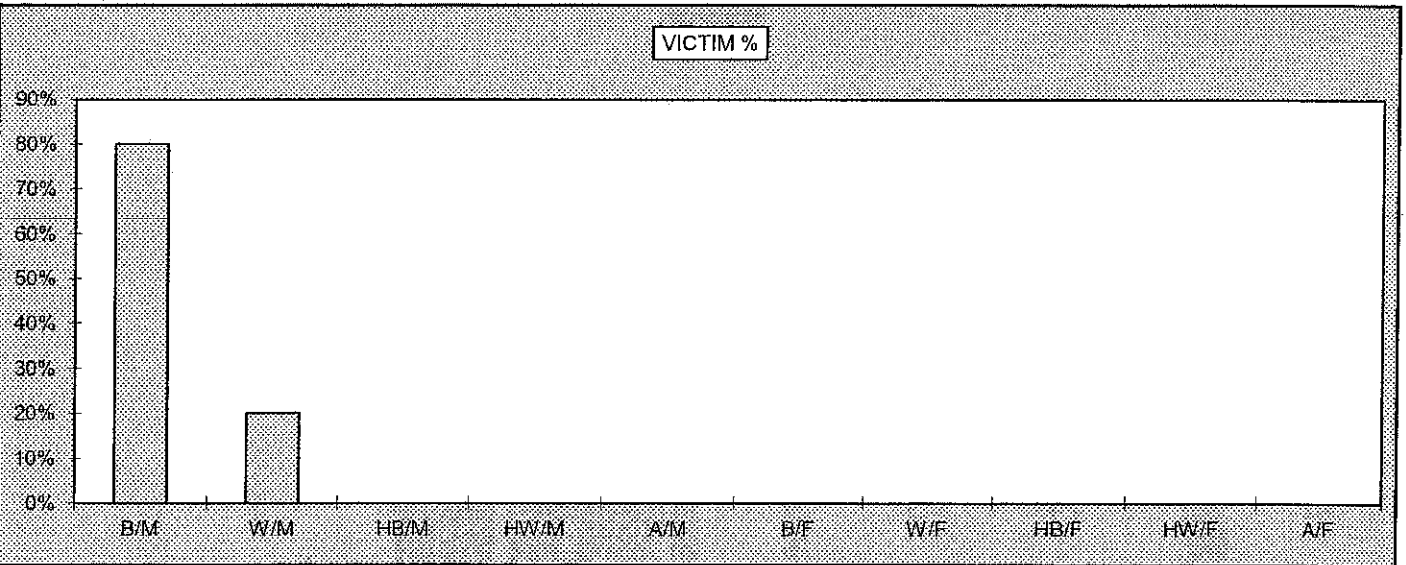
Agency and State

Nail J. King LIEUTENANT
Prepared By

George M. Jones CHIEF
Chief, Commissioner, Sheriff, or Superintendent

**2013
MAY HOMICIDE COMPARISON
BY RACE, SEX, AND ETHNIC ORIGIN**

	VICTIM	PERPETRATOR		VICTIM %	PERPETRATOR %
B/M	4	0	B/M	80%	0%
W/M	1	0	W/M	20%	0%
HB/M	0	0	HB/M	0%	0%
HW/M	0	0	HW/M	0%	0%
A/M	0	0	A/M	0%	0%
TOTAL MALES	5	0			
B/F	0	0	B/F	0%	0%
W/F	0	0	W/F	0%	0%
HB/F	0	0	HB/F	0%	0%
HW/F	0	0	HW/F	0%	0%
A/F	0	0	A/F	0%	0%
TOTAL FEMALES	0	0			
TOTAL	5	0	PERPETRATOR UNKNOWN FOR 5 HOMICIDES		

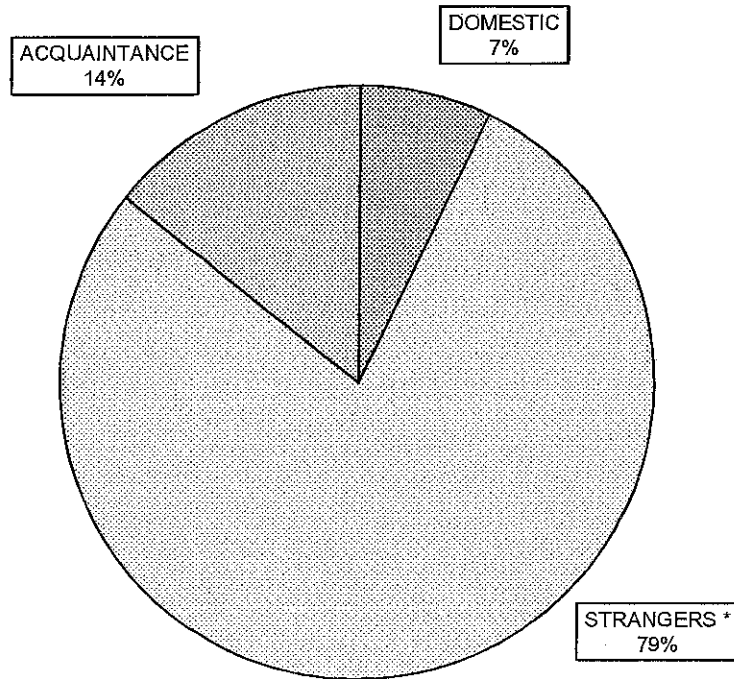


**2013
HOMICIDE BREAKDOWN
YEAR TO DATE**

MAY

MONTH	ACTUAL	DOMESTIC	%	STRANGERS *	%	ACQUAINTANCE	%
JANUARY	7	0	0%	5	71%	2	29%
FEBRUARY	7	2	29%	5	71%	0	0%
MARCH	3	0	0%	3	100%	0	0%
APRIL	6	0	0%	4	67%	2	33%
MAY	5	0	0%	5	100%	0	0%
JUNE							
JULY							
AUGUST							
SEPTEMBER							
OCTOBER							
NOVEMBER							
DECEMBER							
TOTAL	28	2	7%	22	79%	4	14%

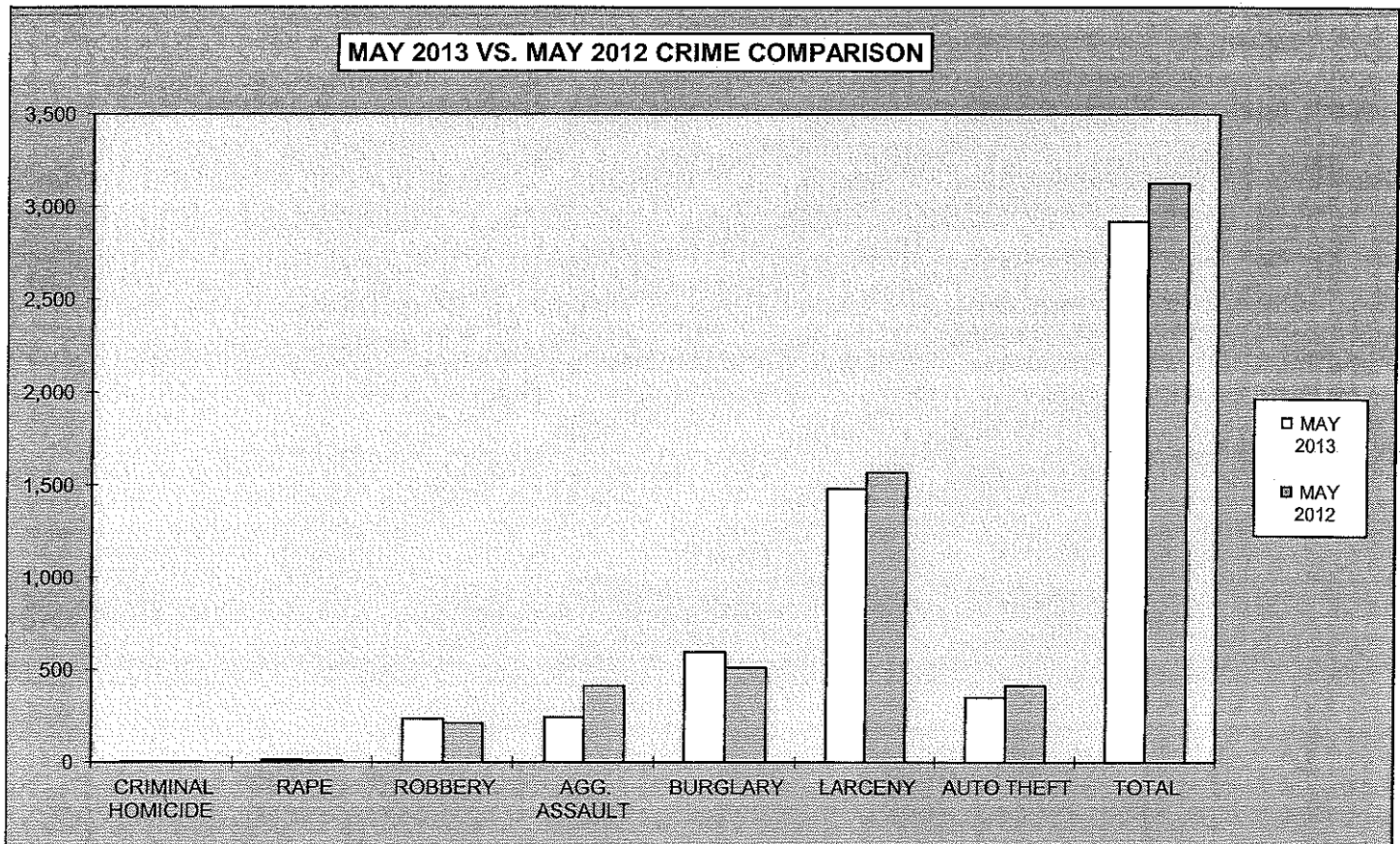
HOMICIDE BREAKDOWN BY VICTIM/OFFENDER RELATIONSHIP



* UNKNOWN INCLUDED IN WITH STRANGERS

**2013
MONTHLY CRIME COMPARISON**

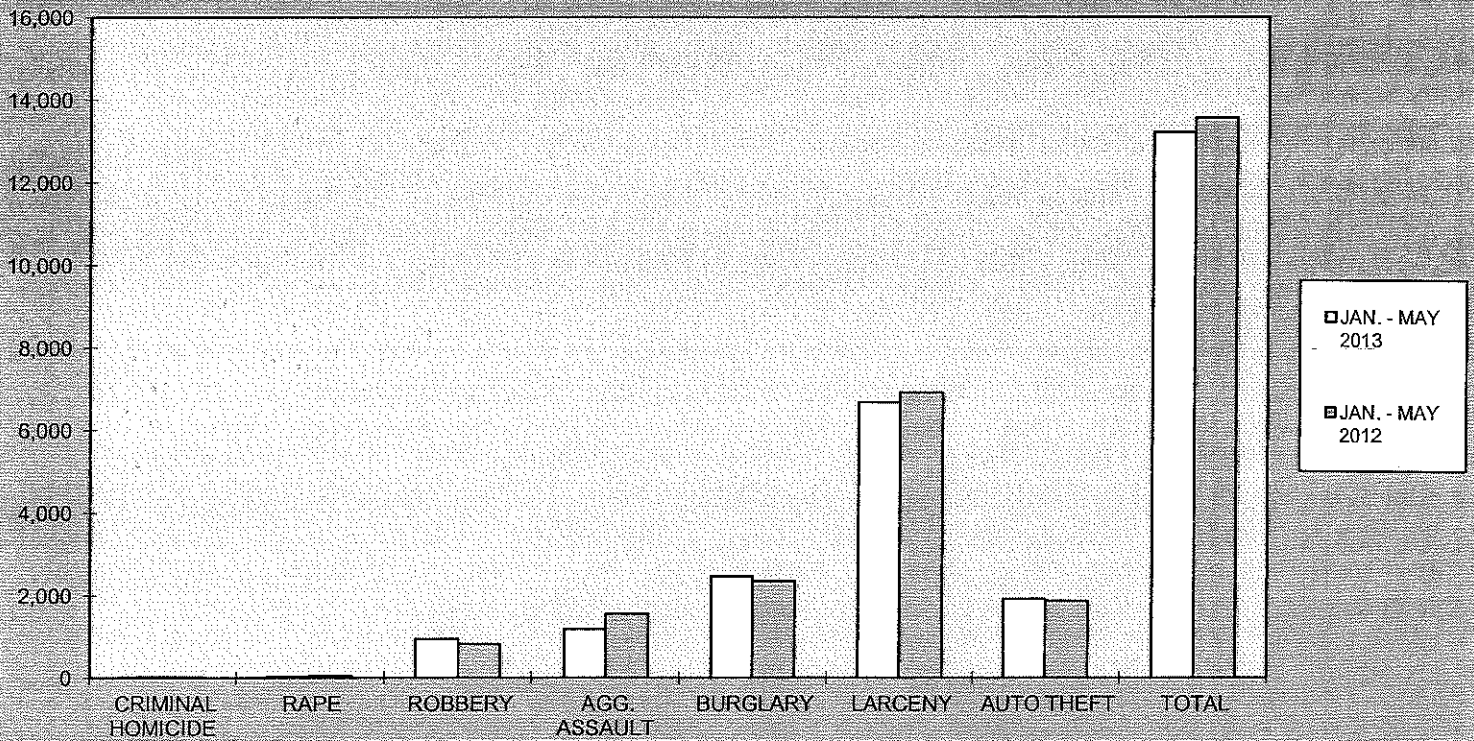
CRIME	MAY 2013	MAY 2012	# DIFFERENCE	% DIFFERENCE
CRIMINAL HOMICIDE	5	5	0	0%
RAPE	15	10	5	50%
ROBBERY	234	210	24	11%
AGG. ASSAULT	242	411	-169	-41%
BURGLARY	594	510	84	16%
RESIDENCE	496	403	93	23%
NON-RESIDENCE	98	107	-9	-8%
LARCENY	1,479	1,569	-90	-6%
POCKETPICKING	5	5	0	0%
PURSE SNATCHING	51	55	-4	-7%
SHOPLIFTING	221	240	-19	-8%
FROM MOTOR VEHICLES	650	626	24	4%
MOTOR VEH. PARTS/ACCESSORIES	136	129	7	5%
BICYCLES	19	11	8	73%
FROM BUILDINGS	155	187	-32	-17%
FROM COIN OPERATED MACHINES	0	1	-1	-100%
ALL OTHER	242	315	-73	-23%
AUTO THEFT	349	411	-62	-15%
TOTAL	2,918	3,126	-208	-7%



**2013
YEAR TO DATE CRIME COMPARISON**

FIRST 5 MONTHS				
CRIME	JAN - MAY 2013	JAN - MAY 2012	# DIFFERENCE	% DIFFERENCE
CRIMINAL HOMICIDE	28	29	-1	-3%
RAPE	37	50	-13	-26%
ROBBERY	941	820	121	15%
AGG. ASSAULT	1,175	1,552	-377	-24%
BURGLARY	2,455	2,336	119	5%
RESIDENCE	2,113	2,005	108	5%
NON-RESIDENCE	342	331	11	3%
LARCENY	6,671	6,910	-239	-3%
POCKETPICKING	40	37	3	8%
PURSE SNATCHING	216	172	44	26%
SHOPLIFTING	1,074	1,110	-36	-3%
FROM MOTOR VEHICLES	2,952	2,753	199	7%
MOTOR VEH. PARTS/ACCESSORIES	528	710	-182	-26%
BICYCLES	86	61	25	41%
FROM BUILDINGS	717	732	-15	-2%
FROM COIN OPERATED MACHINES	8	5	3	60%
ALL OTHER	1,050	1,330	-280	-21%
AUTO THEFT	1,909	1,865	44	2%
TOTAL	13,216	13,562	-346	-3%

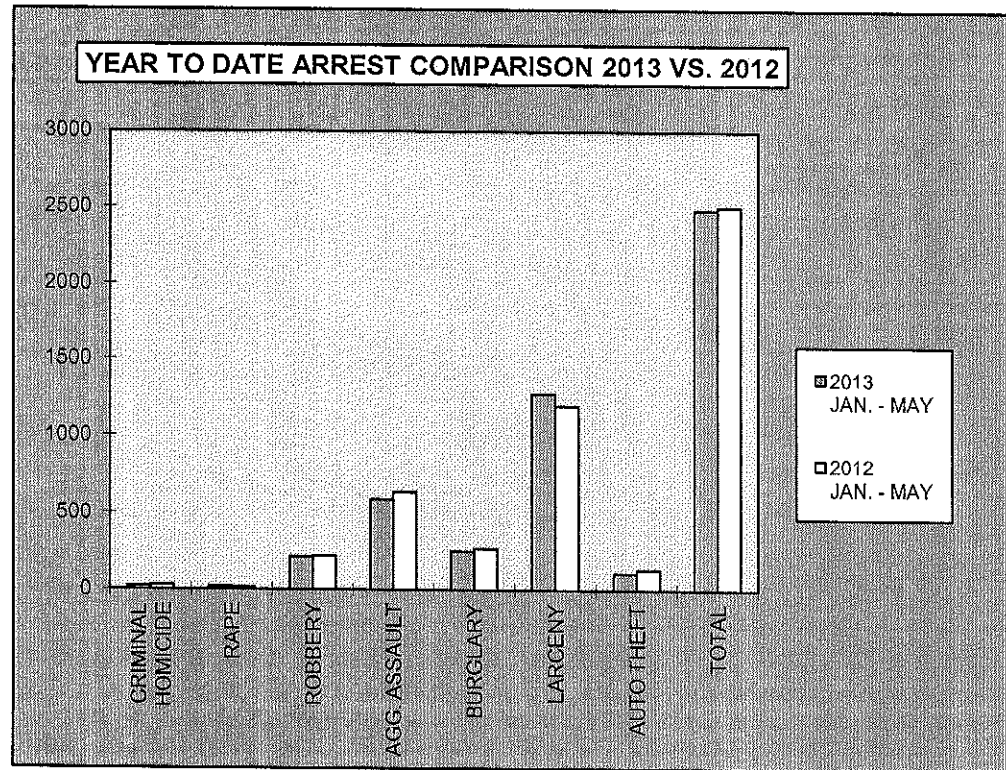
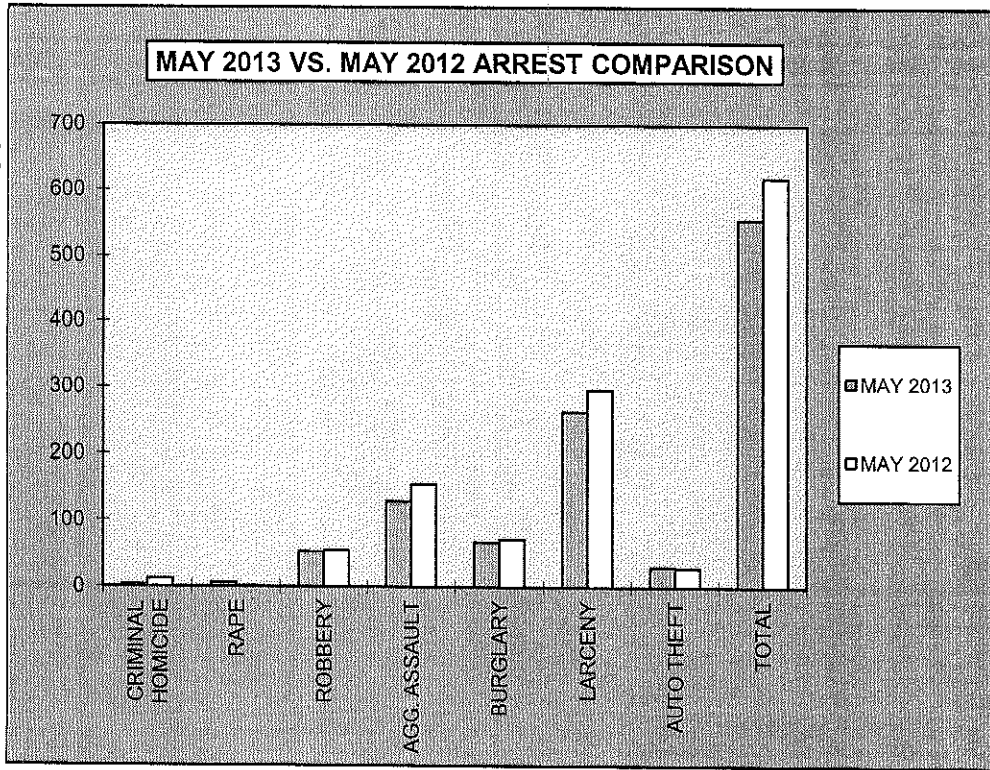
YEAR TO DATE CRIME COMPARISON



2013 ARREST COMPARISON

MAY ARREST COMPARISON				
CRIME	MAY 2013	MAY 2012	# DIFFERENCE	% DIFFERENCE
CRIMINAL HOMICIDE	3	12	-9	-75%
RAPE	6	1	5	500%
ROBBERY	53	55	-2	-4%
AGG. ASSAULT	130	154	-24	-16%
BURGLARY	68	72	-4	-6%
LARCENY	264	296	-32	-11%
AUTO THEFT	31	29	2	7%
TOTAL	555	619	-64	-10%

FIRST 5 MONTHS ARREST COMPARISON				
CRIME	2013 JAN. - MAY	2012 JAN. - MAY	# DIFFERENCE	% DIFFERENCE
CRIMINAL HOMICIDE	25	28	-3	-11%
RAPE	20	14	6	43%
ROBBERY	212	219	-7	-3%
AGG. ASSAULT	592	638	-46	-7%
BURGLARY	250	270	-20	-7%
LARCENY	1,273	1,198	75	6%
AUTO THEFT	110	134	-24	-18%
TOTAL	2,482	2,501	-19	-1%

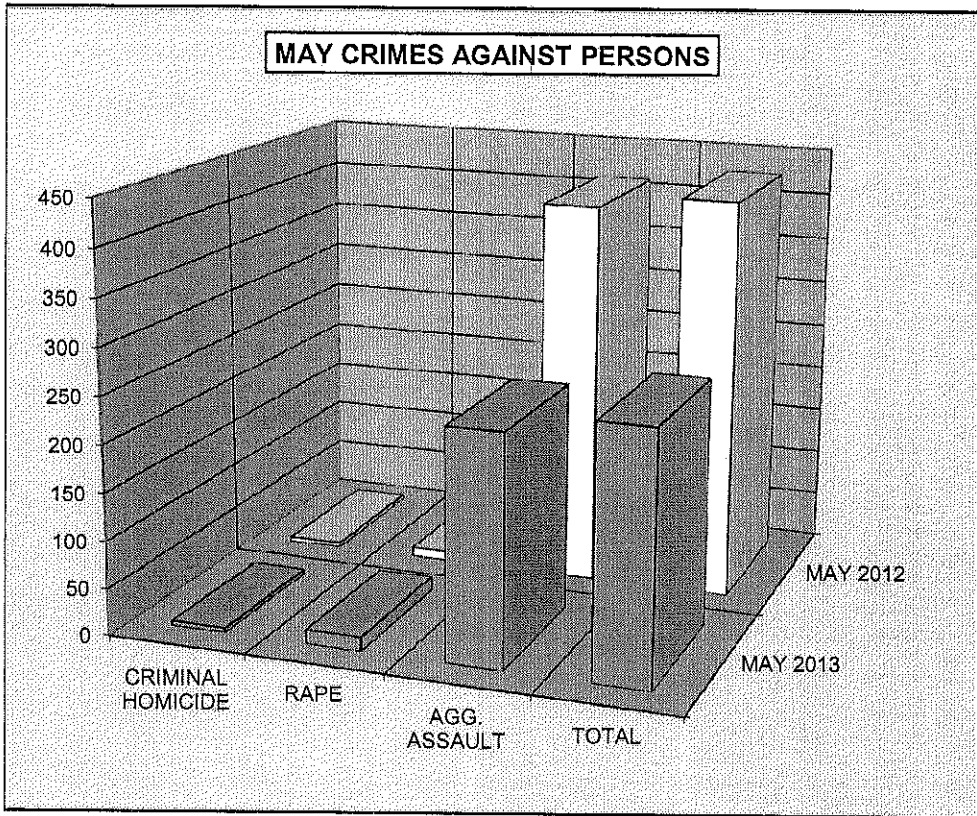


**2013
CRIME COMPARISON
CRIMES AGAINST PERSONS**

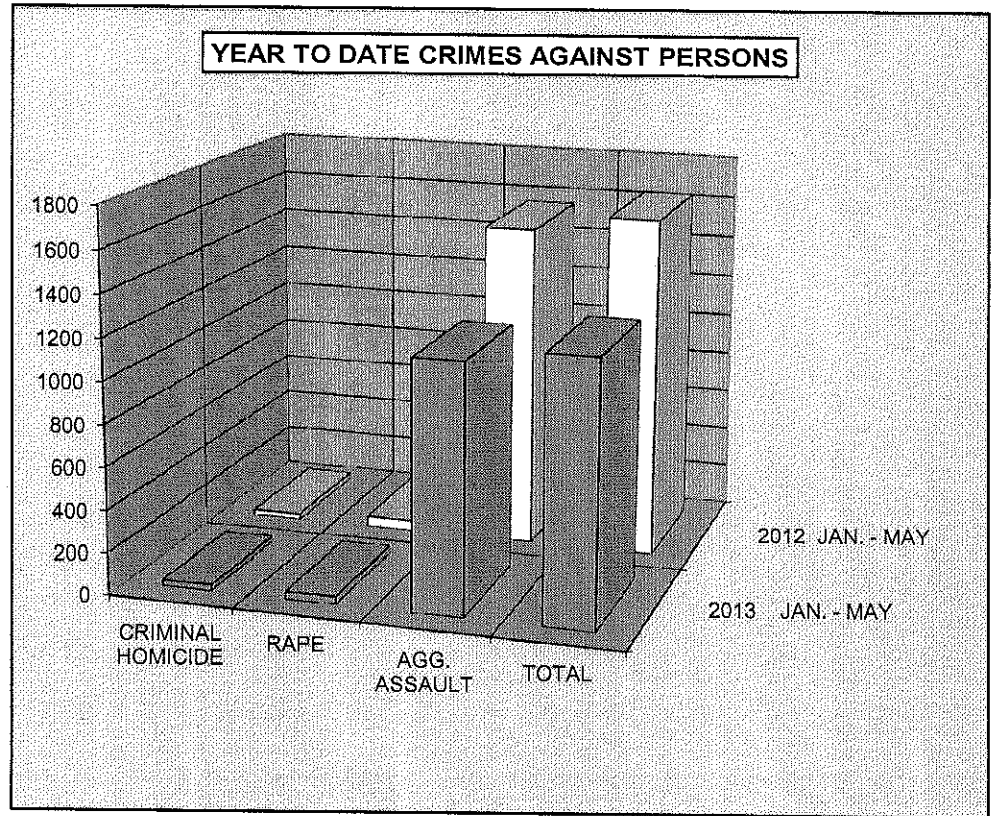
MAY				
CRIME	MAY 2013	MAY 2012	# DIFFERENCE	% DIFFERENCE
CRIMINAL HOMICIDE	5	5	0	0%
RAPE	15	10	5	50%
AGG. ASSAULT	242	411	-169	-41%
TOTAL	262	426	-164	-38%

FIRST 5 MONTHS				
CRIME	2013 JAN. - MAY	2012 JAN. - MAY	# DIFFERENCE	% DIFFERENCE
CRIMINAL HOMICIDE	28	29	-1	-3%
RAPE	37	50	-13	-26%
AGG. ASSAULT	1,175	1,552	-377	-24%
TOTAL	1,240	1,631	-391	-24%

MAY CRIMES AGAINST PERSONS



YEAR TO DATE CRIMES AGAINST PERSONS

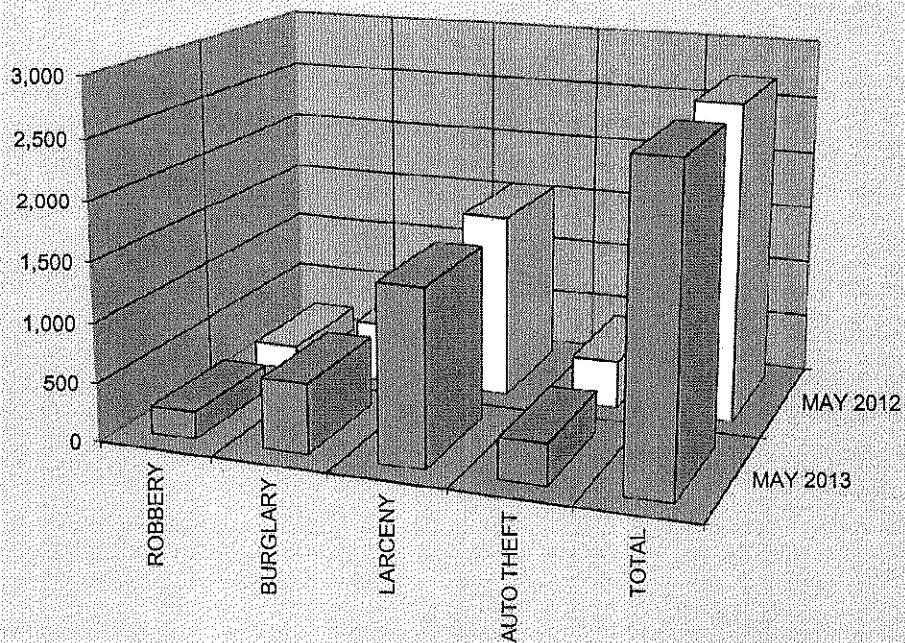


**2013
CRIME COMPARISON
CRIMES AGAINST PROPERTY**

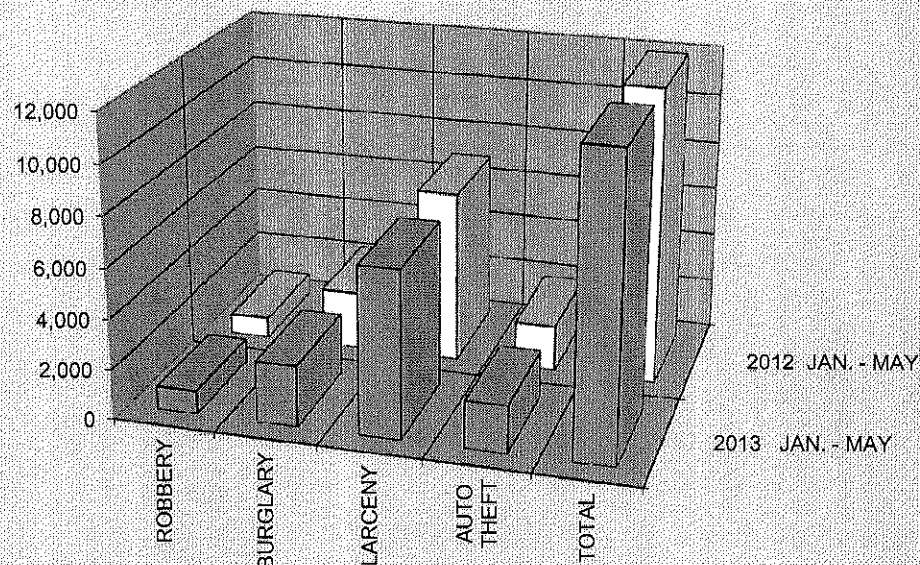
MAY				
CRIME	MAY 2013	MAY 2012	# DIFFERENCE	% DIFFERENCE
ROBBERY	234	210	24	11%
BURGLARY	594	510	84	16%
LARCENY	1,479	1,569	-90	-6%
AUTO THEFT	349	411	-62	-15%
TOTAL	2,656	2,700	-44	-2%

FIRST 5 MONTHS				
CRIME	2013 JAN. - MAY	2012 JAN. - MAY	# DIFFERENCE	% DIFFERENCE
ROBBERY	941	820	121	15%
BURGLARY	2,455	2,336	119	5%
LARCENY	6,671	6,910	-239	-3%
AUTO THEFT	1,909	1,865	44	2%
TOTAL	11,976	11,931	45	0%

MAY CRIMES AGAINST PROPERTY



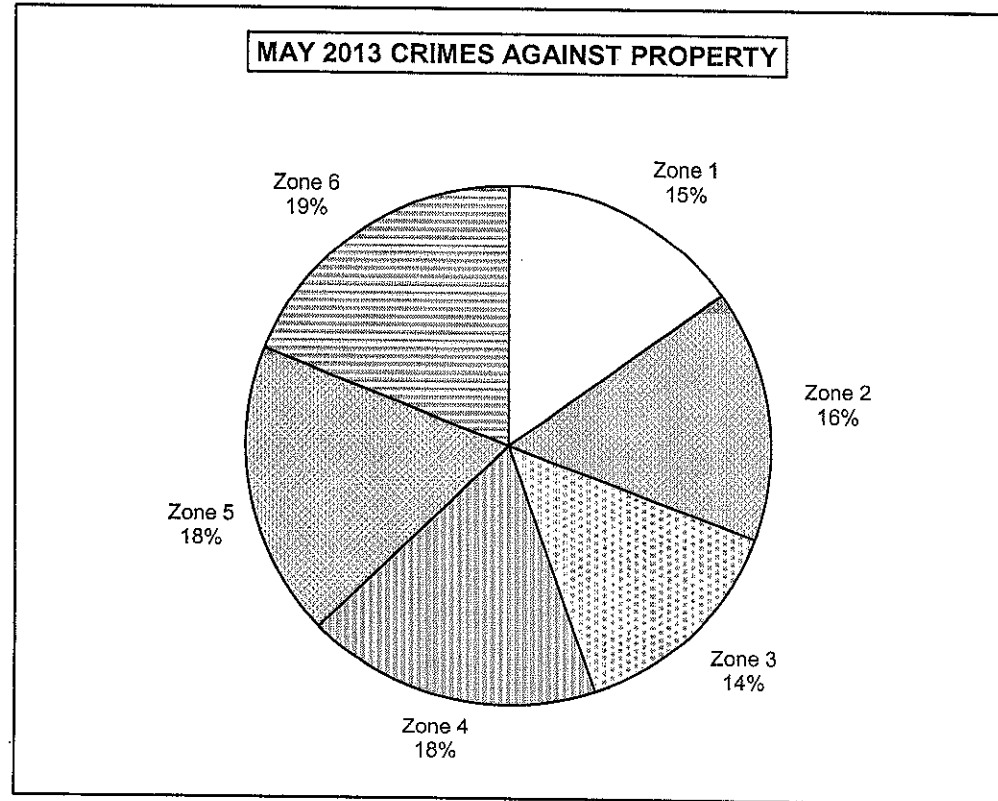
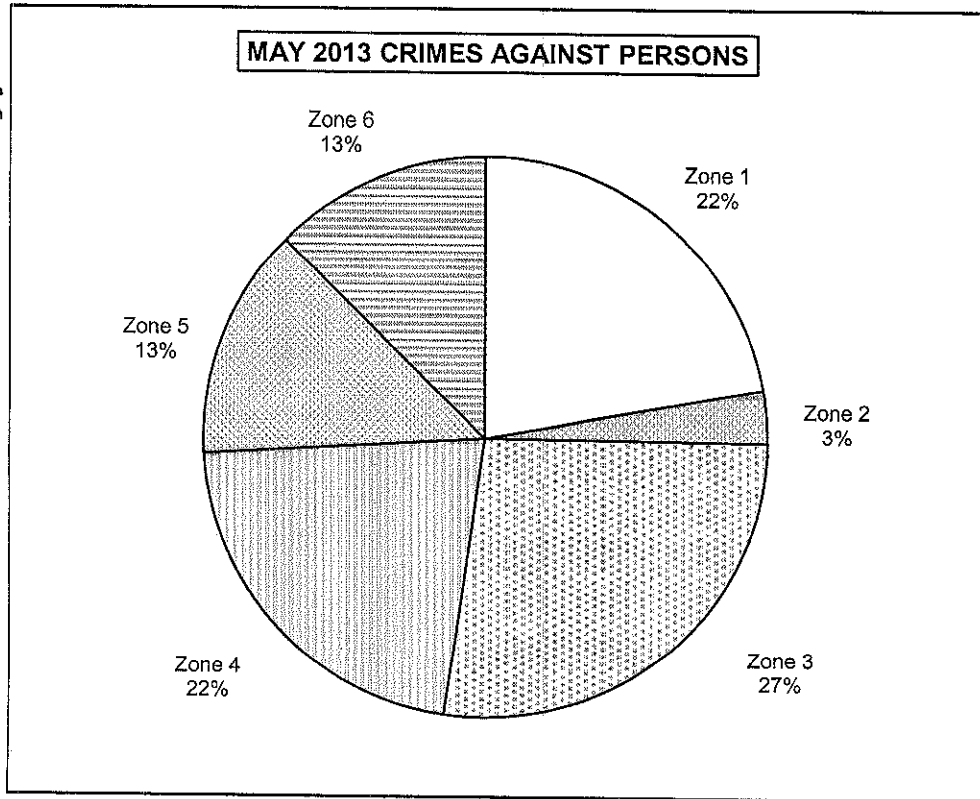
YEAR TO DATE CRIMES AGAINST PROPERTY



**2013
AREA BREAKDOWN
CRIMES AGAINST PERSONS AND PROPERTY**

MAY 2013 CRIMES AGAINST PERSONS BY ZONE						
CRIME	Zone 1	Zone 2	Zone 3	Zone 4	Zone 5	Zone 6
CRIMINAL HOMICIDE	0	1	2	0	0	2
RAPE	2	2	3	5	3	0
AGG. ASSAULT	56	5	66	52	32	31
TOTAL CRIMES AGAINST PERSONS	58	8	71	57	35	33

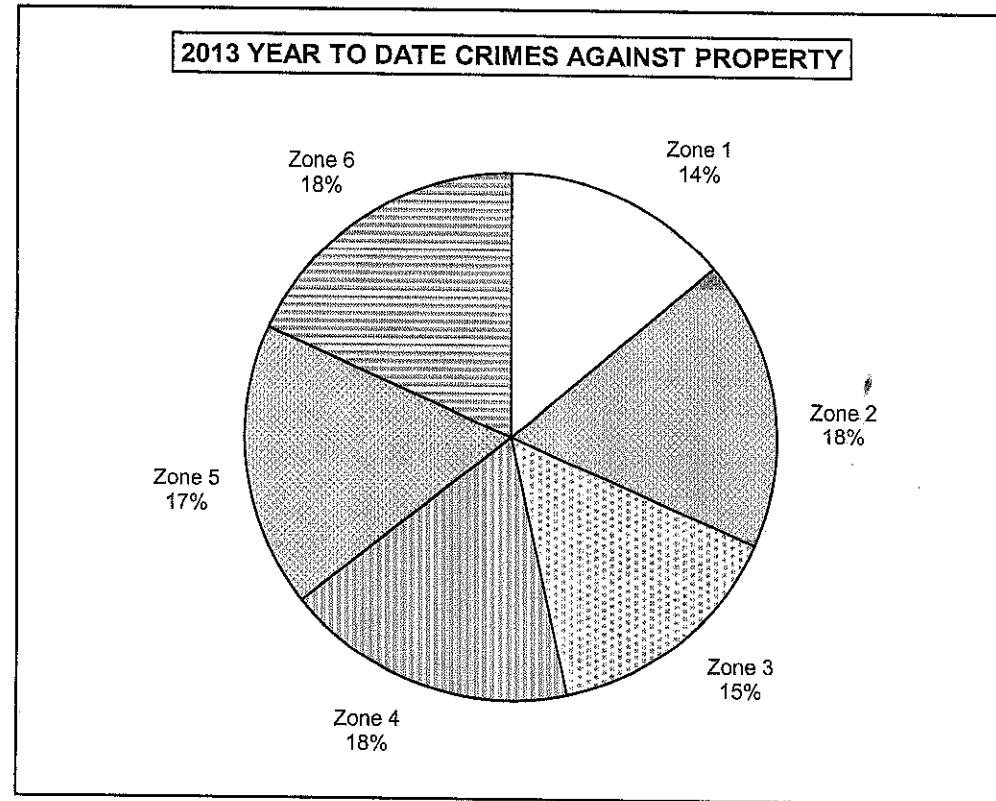
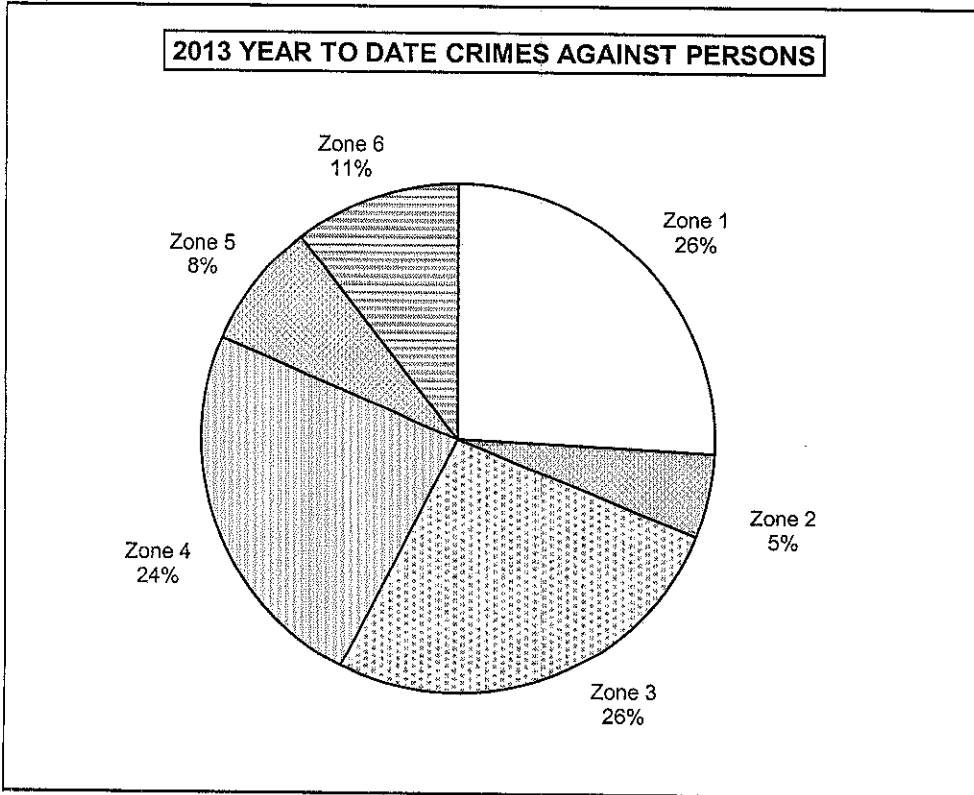
MAY 2013 CRIMES AGAINST PROPERTY BY ZONE						
CRIME	Zone 1	Zone 2	Zone 3	Zone 4	Zone 5	Zone 6
ROBBERY	54	23	35	44	24	54
BURGLARY	121	75	107	157	28	106
LARCENY	172	280	161	206	398	262
AUTO THEFT	53	36	69	75	35	81
TOTAL CRIMES AGAINST PROPERTY	400	414	372	482	485	503



**2013
YEAR TO DATE AREA BREAKDOWN
CRIMES AGAINST PERSONS AND PROPERTY**

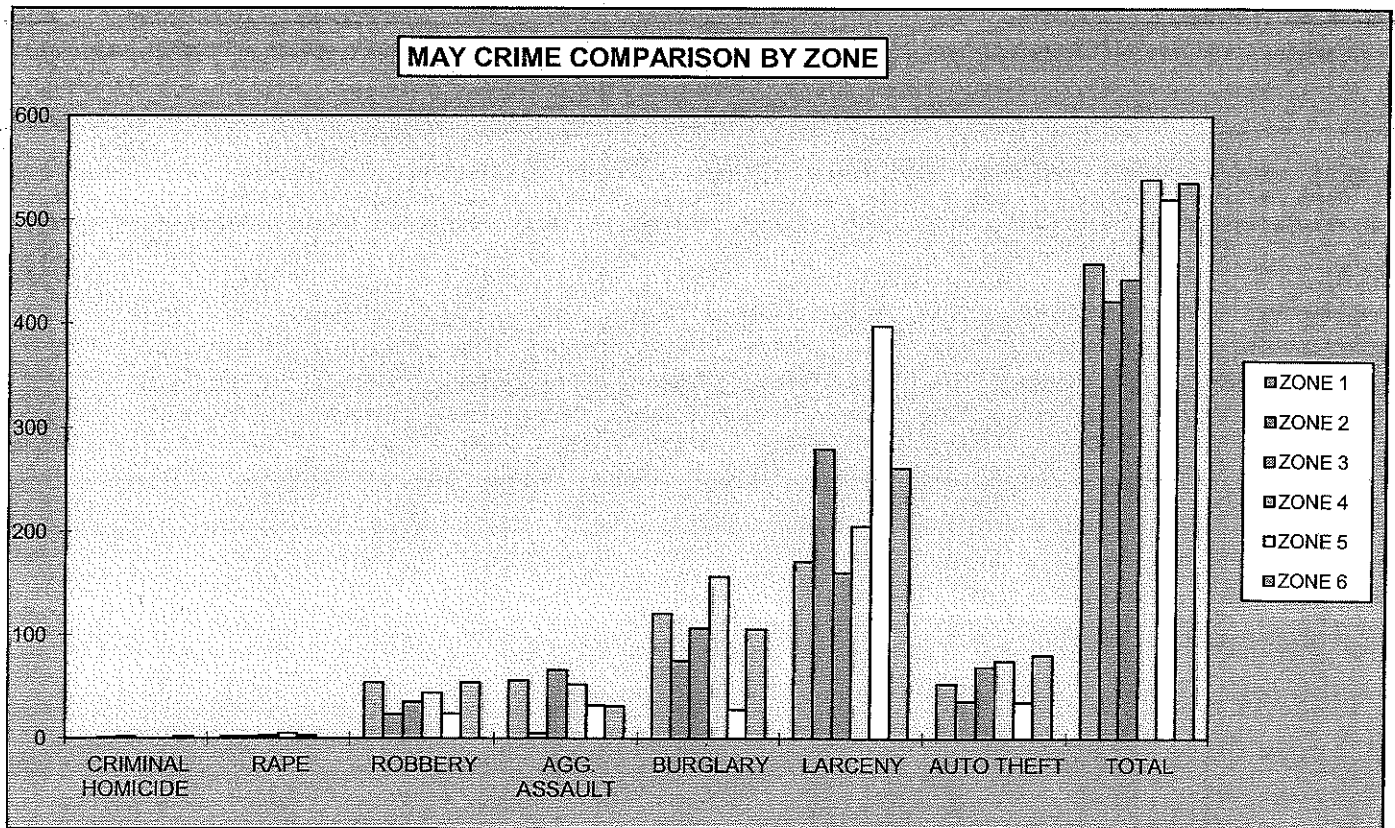
FIRST 5 MONTHS 2013 CRIMES AGAINST PERSONS BY ZONE						
CRIME	Zone 1	Zone 2	Zone 3	Zone 4	Zone 5	Zone 6
CRIMINAL HOMICIDE	13	2	4	6	0	3
RAPE	5	7	11	9	4	1
AGG. ASSAULT	302	57	312	282	96	126
TOTAL CRIMES AGAINST PERSONS	320	66	327	297	100	130

FIRST 5 MONTHS 2013 CRIMES AGAINST PROPERTY BY ZONE						
CRIME	Zone 1	Zone 2	Zone 3	Zone 4	Zone 5	Zone 6
ROBBERY	171	114	152	215	115	174
BURGLARY	526	312	489	591	125	412
LARCENY	666	1,528	719	924	1,642	1,192
AUTO THEFT	288	176	443	393	206	403
TOTAL CRIMES AGAINST PROPERTY	1,651	2,130	1,803	2,123	2,088	2,181



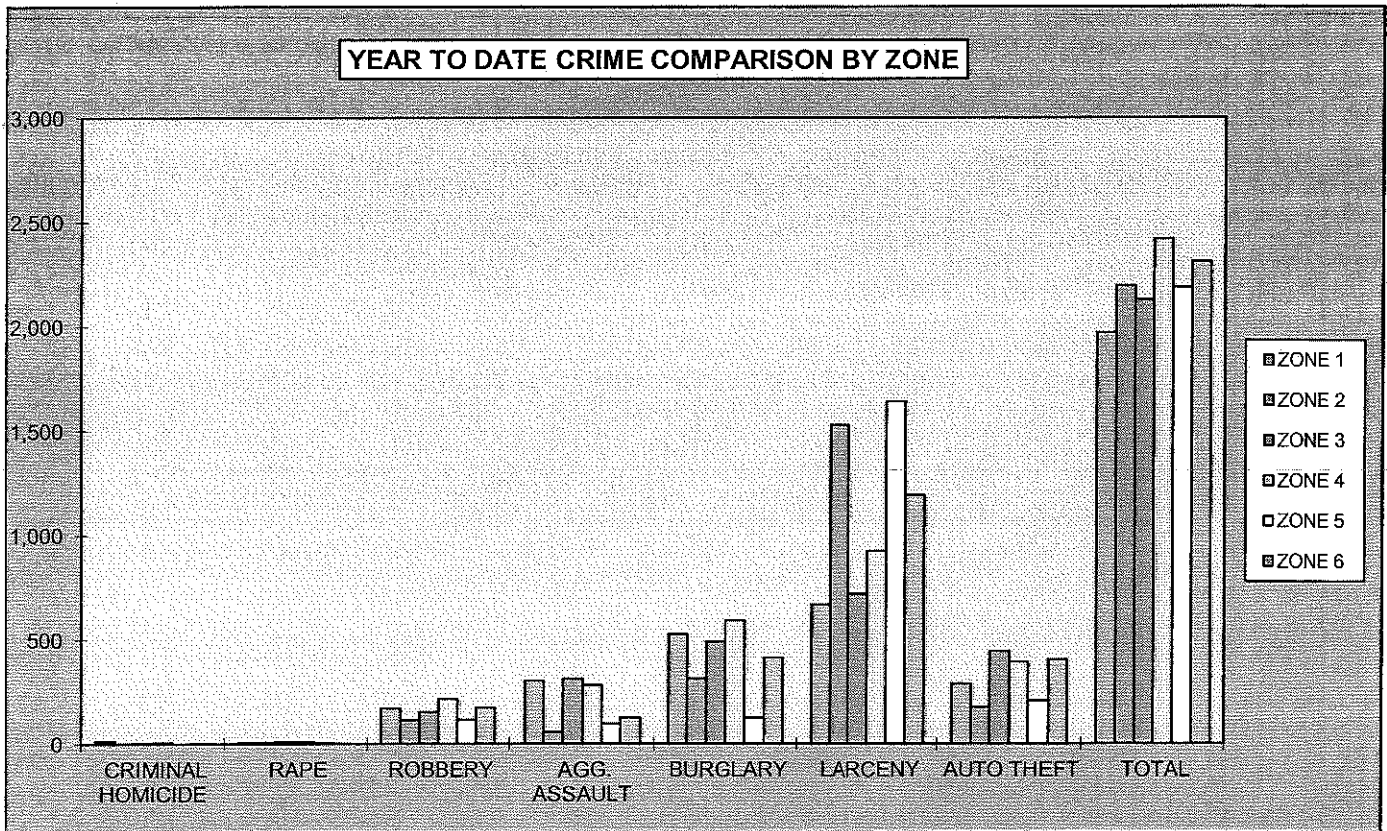
2013
AREA BREAKDOWN

MAY CRIME COMPARISON BY ZONE						
CRIME	ZONE 1	ZONE 2	ZONE 3	ZONE 4	ZONE 5	ZONE 6
CRIMINAL HOMICIDE	0	1	2	0	0	2
RAPE	2	2	3	5	3	0
ROBBERY	54	23	35	44	24	54
AGG. ASSAULT	56	5	66	52	32	31
BURGLARY	121	75	107	157	28	106
RESIDENCE	103	64	89	142	13	85
NON-RESIDENCE	18	11	18	15	15	21
LARCENY	172	280	161	206	398	262
POCKETPICKING	0	1	0	0	2	2
PURSE SNATCHING	6	3	8	13	11	10
SHOPLIFTING	43	60	10	52	29	27
FROM MOTOR VEHICLES	39	139	68	50	212	142
MOTOR VEH. PARTS/ACCESSORIES	18	17	16	20	29	36
BICYCLES	0	2	2	2	9	4
FROM BUILDINGS	25	28	21	18	52	11
FROM COIN OPERATED MACHINES	0	0	0	0	0	0
ALL OTHER	41	30	36	51	54	30
AUTO THEFT	53	36	69	75	35	81
TOTAL	458	422	443	539	520	536



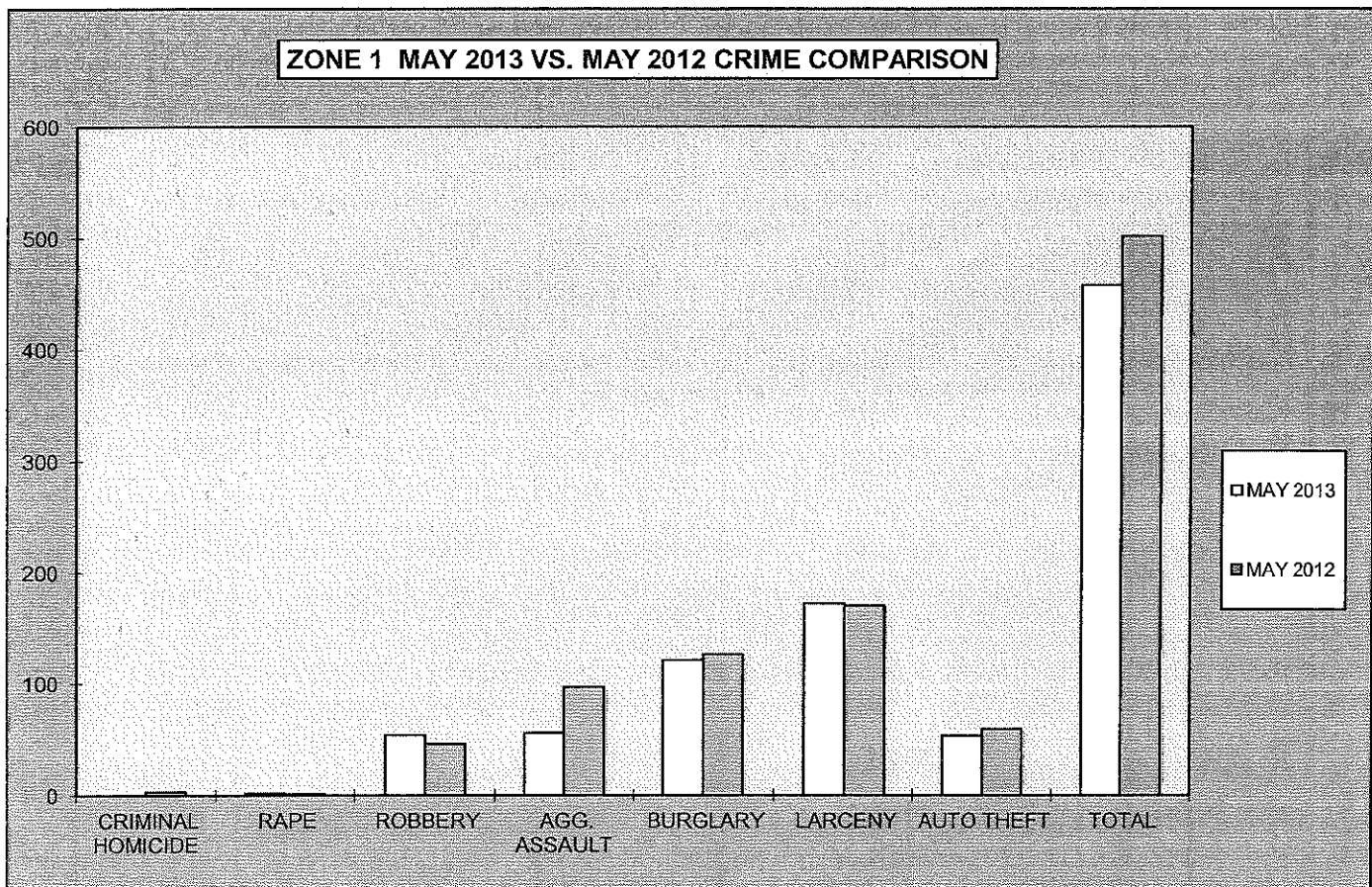
**2013
YEAR TO DATE AREA BREAKDOWN**

FIRST 5 MONTHS CRIME COMPARISON BY ZONE						
CRIME	ZONE 1	ZONE 2	ZONE 3	ZONE 4	ZONE 5	ZONE 6
CRIMINAL HOMICIDE	13	2	4	6	0	3
RAPE	5	7	11	9	4	1
ROBBERY	171	114	152	215	115	174
AGG. ASSAULT	302	57	312	282	96	126
BURGLARY	526	312	489	591	125	412
RESIDENCE	469	247	431	552	73	341
NON-RESIDENCE	57	65	58	39	52	71
LARCENY	666	1,528	719	924	1,642	1,192
POCKETPICKING	2	5	6	1	16	10
PURSE SNATCHING	36	16	23	40	60	41
SHOPLIFTING	132	336	74	212	114	206
FROM MOTOR VEHICLES	177	764	252	259	897	603
MOTOR VEH. PARTS/ACCESSORIES	72	80	76	76	133	91
BICYCLES	3	7	5	10	32	29
FROM BUILDINGS	72	175	92	98	213	67
FROM COIN OPERATED MACHINES	0	0	0	3	5	0
ALL OTHER	172	145	191	225	172	145
AUTO THEFT	288	176	443	393	206	403
TOTAL	1,971	2,196	2,130	2,420	2,188	2,311



2013
MONTHLY CRIME COMPARISON

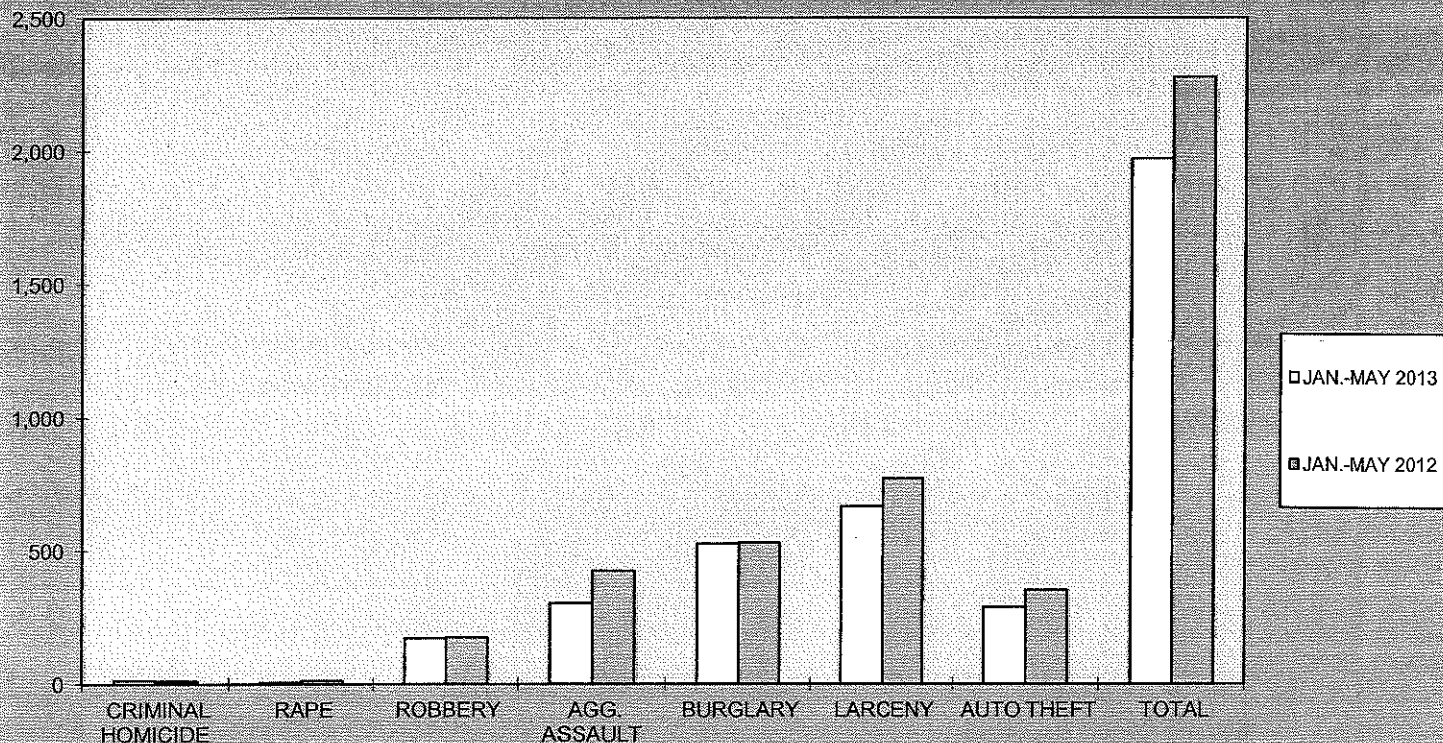
ZONE 1				
CRIME	MAY 2013	MAY 2012	# DIFFERENCE	% DIFFERENCE
CRIMINAL HOMICIDE	0	3	-3	-100%
RAPE	2	1	1	100%
ROBBERY	54	46	8	17%
AGG. ASSAULT	56	97	-41	-42%
BURGLARY	121	126	-5	-4%
RESIDENCE	103	104	-1	-1%
NON-RESIDENCE	18	22	-4	-18%
LARCENY	172	170	2	1%
POCKETPICKING	0	1	-1	-100%
PURSE SNATCHING	6	4	2	50%
SHOPLIFTING	43	13	30	231%
FROM MOTOR VEHICLES	39	54	-15	-28%
MOTOR VEH. PARTS/ACCESSORIES	18	21	-3	-14%
BICYCLES	0	2	-2	-100%
FROM BUILDINGS	25	16	9	56%
FROM COIN OPERATED MACHINES	0	0	0	0%
ALL OTHER	41	59	-18	-31%
AUTO THEFT	53	59	-6	-10%
TOTAL	458	502	-44	-9%



**2013
YEAR TO DATE CRIME COMPARISON**

ZONE 1				
CRIME	JAN.-MAY 2013	JAN.-MAY 2012	# DIFFERENCE	% DIFFERENCE
CRIMINAL HOMICIDE	13	12	1	8%
RAPE	5	13	-8	-62%
ROBBERY	171	174	-3	-2%
AGG. ASSAULT	302	425	-123	-29%
BURGLARY	526	530	-4	-1%
RESIDENCE	469	473	-4	-1%
NON-RESIDENCE	57	57	0	0%
LARCENY	666	772	-106	-14%
POCKETPICKING	2	1	1	100%
PURSE SNATCHING	36	20	16	80%
SHOPLIFTING	132	63	69	110%
FROM MOTOR VEHICLES	177	229	-52	-23%
MOTOR VEH. PARTS/ACCESSORIES	72	106	-34	-32%
BICYCLES	3	5	-2	-40%
FROM BUILDINGS	72	92	-20	-22%
FROM COIN OPERATED MACHINES	0	0	0	0%
ALL OTHER	172	256	-84	-33%
AUTO THEFT	288	352	-64	-18%
TOTAL	1,971	2,278	-307	-13%

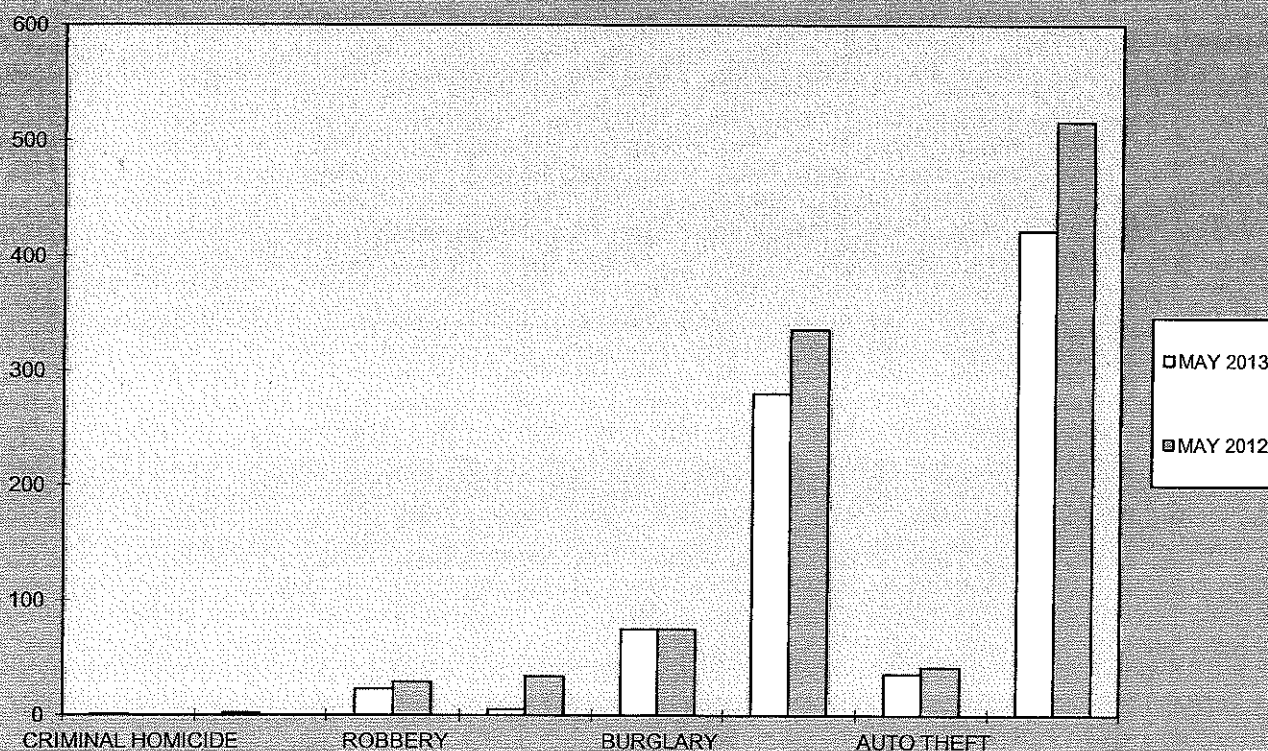
ZONE 1 YEAR TO DATE CRIME COMPARISON



2013
MONTHLY CRIME COMPARISON

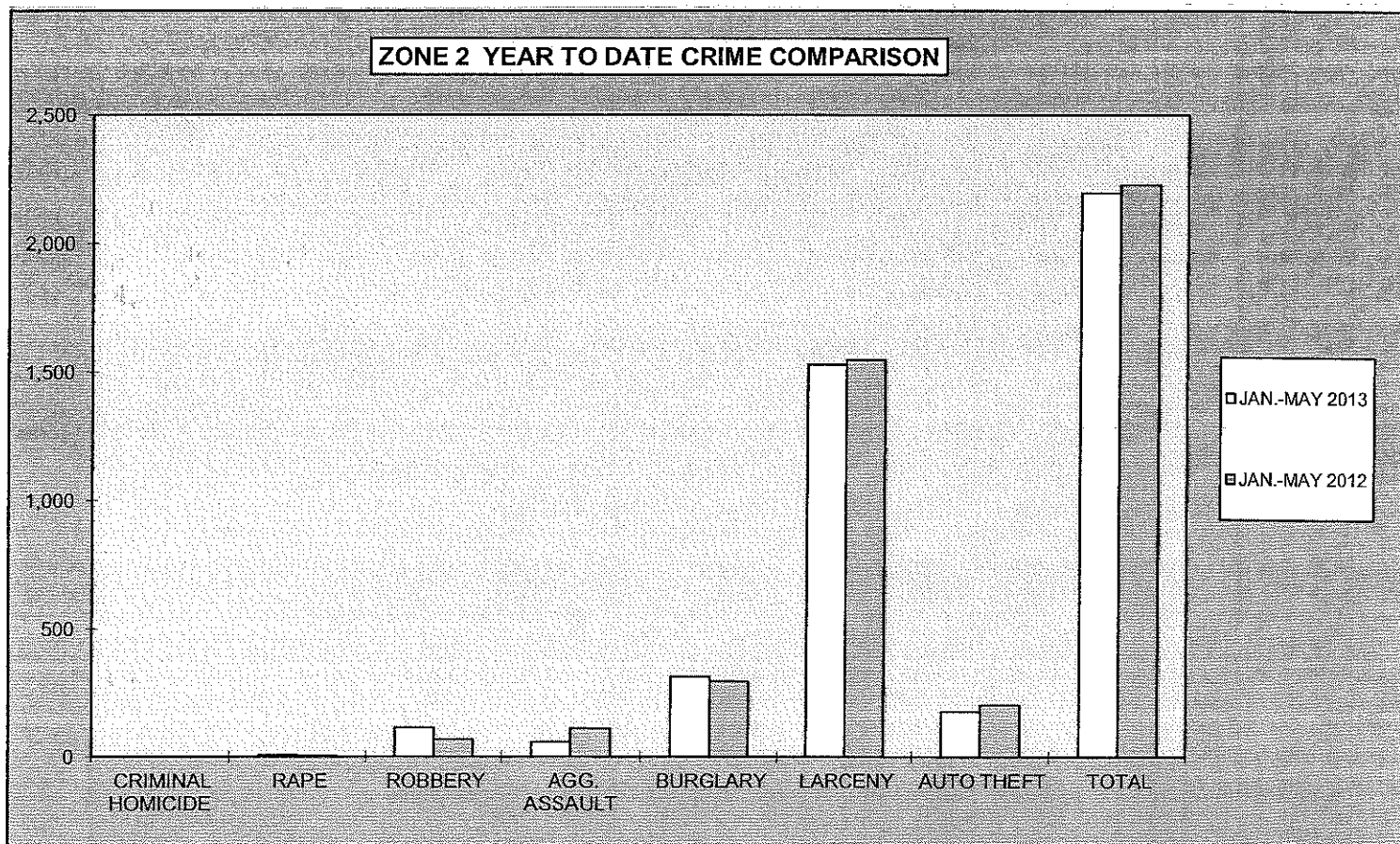
ZONE 2				
CRIME	MAY 2013	MAY 2012	# DIFFERENCE	% DIFFERENCE
CRIMINAL HOMICIDE	1	0	1	100%
RAPE	2	0	2	100%
ROBBERY	23	29	-6	-21%
AGG. ASSAULT	5	34	-29	-85%
BURGLARY	75	75	0	0%
RESIDENCE	64	57	7	12%
NON-RESIDENCE	11	18	-7	-39%
LARCENY	280	336	-56	-17%
POCKETPICKING	1	2	-1	-50%
PURSE SNATCHING	3	7	-4	-57%
SHOPLIFTING	60	67	-7	-10%
FROM MOTOR VEHICLES	139	154	-15	-10%
MOTOR VEH. PARTS/ACCESSORIES	17	24	-7	-29%
BICYCLES	2	2	0	0%
FROM BUILDINGS	28	40	-12	-30%
FROM COIN OPERATED MACHINES	0	0	0	0%
ALL OTHER	30	40	-10	-25%
AUTO THEFT	36	42	-6	-14%
TOTAL	422	516	-94	-18%

ZONE 2 MAY 2013 VS. MAY 2012 CRIME COMPARISON



**2013
YEAR TO DATE CRIME COMPARISON**

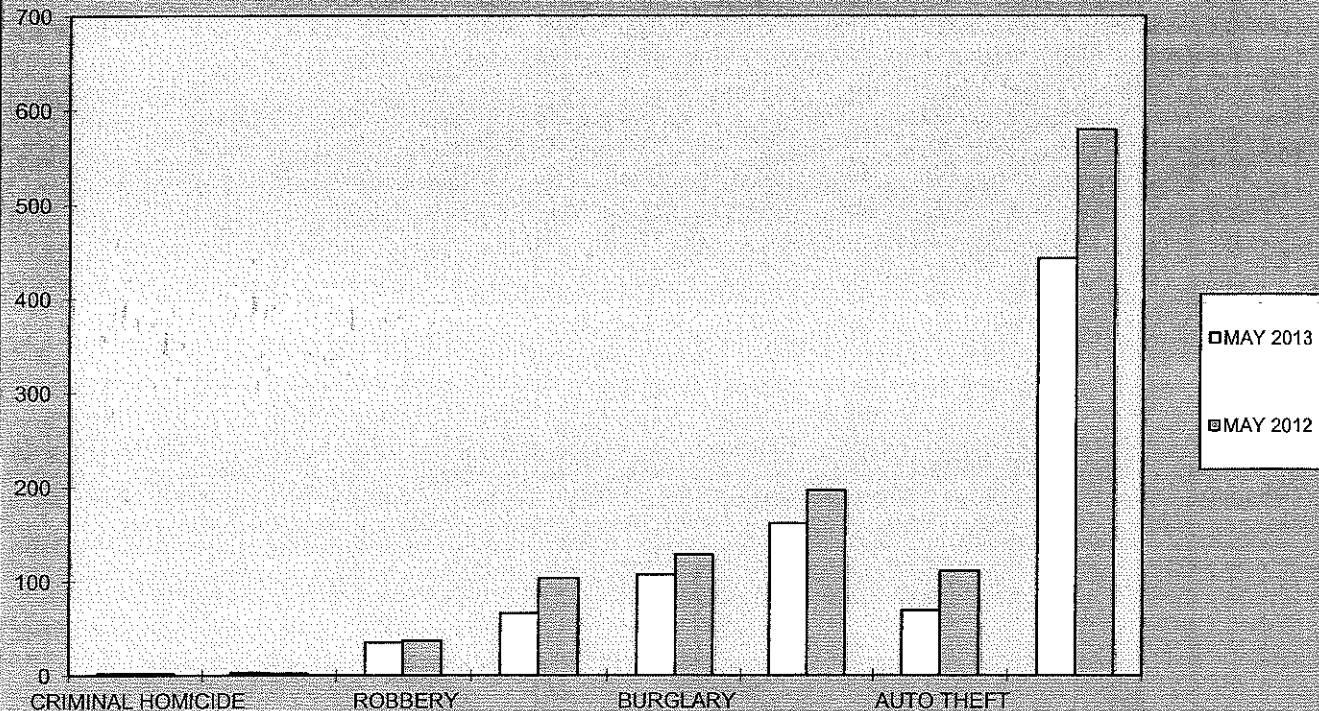
ZONE 2					
CRIME	JAN.-MAY 2013	JAN.-MAY 2012	# DIFFERENCE	% DIFFERENCE	
CRIMINAL HOMICIDE	2	0	2	100%	
RAPE	7	5	2	40%	
ROBBERY	114	68	46	68%	
AGG. ASSAULT	57	111	-54	-49%	
BURGLARY	312	295	17	6%	
RESIDENCE	247	229	18	8%	
NON-RESIDENCE	65	66	-1	-2%	
LARCENY	1,528	1,547	-19	-1%	
POCKETPICKING	5	15	-10	-67%	
PURSE SNATCHING	16	28	-12	-43%	
SHOPLIFTING	336	342	-6	-2%	
FROM MOTOR VEHICLES	764	657	107	16%	
MOTOR VEH. PARTS/ACCESSORIES	80	140	-60	-43%	
BICYCLES	7	9	-2	-22%	
FROM BUILDINGS	175	146	29	20%	
FROM COIN OPERATED MACHINES	0	0	0	0%	
ALL OTHER	145	210	-65	-31%	
AUTO THEFT	176	202	-26	-13%	
TOTAL	2,196	2,228	-32	-1%	



**2013
MONTHLY CRIME COMPARISON**

ZONE 3				
CRIME	MAY 2013	MAY 2012	# DIFFERENCE	% DIFFERENCE
CRIMINAL HOMICIDE	2	2	0	0%
RAPE	3	2	1	50%
ROBBERY	35	37	-2	-5%
AGG. ASSAULT	66	103	-37	-36%
BURGLARY	107	128	-21	-16%
RESIDENCE	89	104	-15	-14%
NON-RESIDENCE	18	24	-6	-25%
LARCENY	161	196	-35	-18%
POCKETPICKING	0	0	0	0%
PURSE SNATCHING	8	7	1	14%
SHOPLIFTING	10	20	-10	-50%
FROM MOTOR VEHICLES	68	61	7	11%
MOTOR VEH. PARTS/ACCESSORIES	16	18	-2	-11%
BICYCLES	2	1	1	100%
FROM BUILDINGS	21	27	-6	-22%
FROM COIN OPERATED MACHINES	0	0	0	0%
ALL OTHER	36	62	-26	-42%
AUTO THEFT	69	111	-42	-38%
TOTAL	443	579	-136	-23%

ZONE 3 MAY 2013 VS. MAY 2012 CRIME COMPARISON

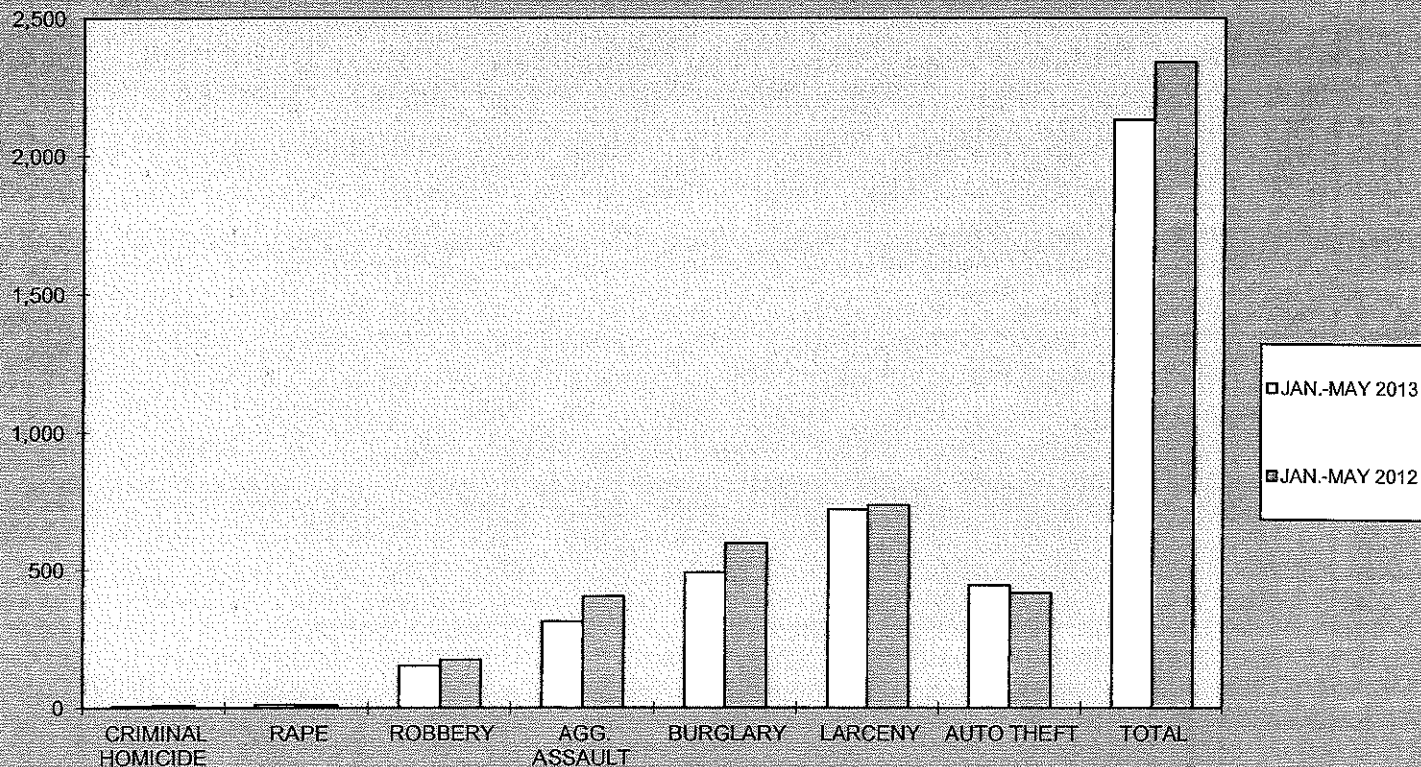


**2013
YEAR TO DATE CRIME COMPARISON**

ZONE 3

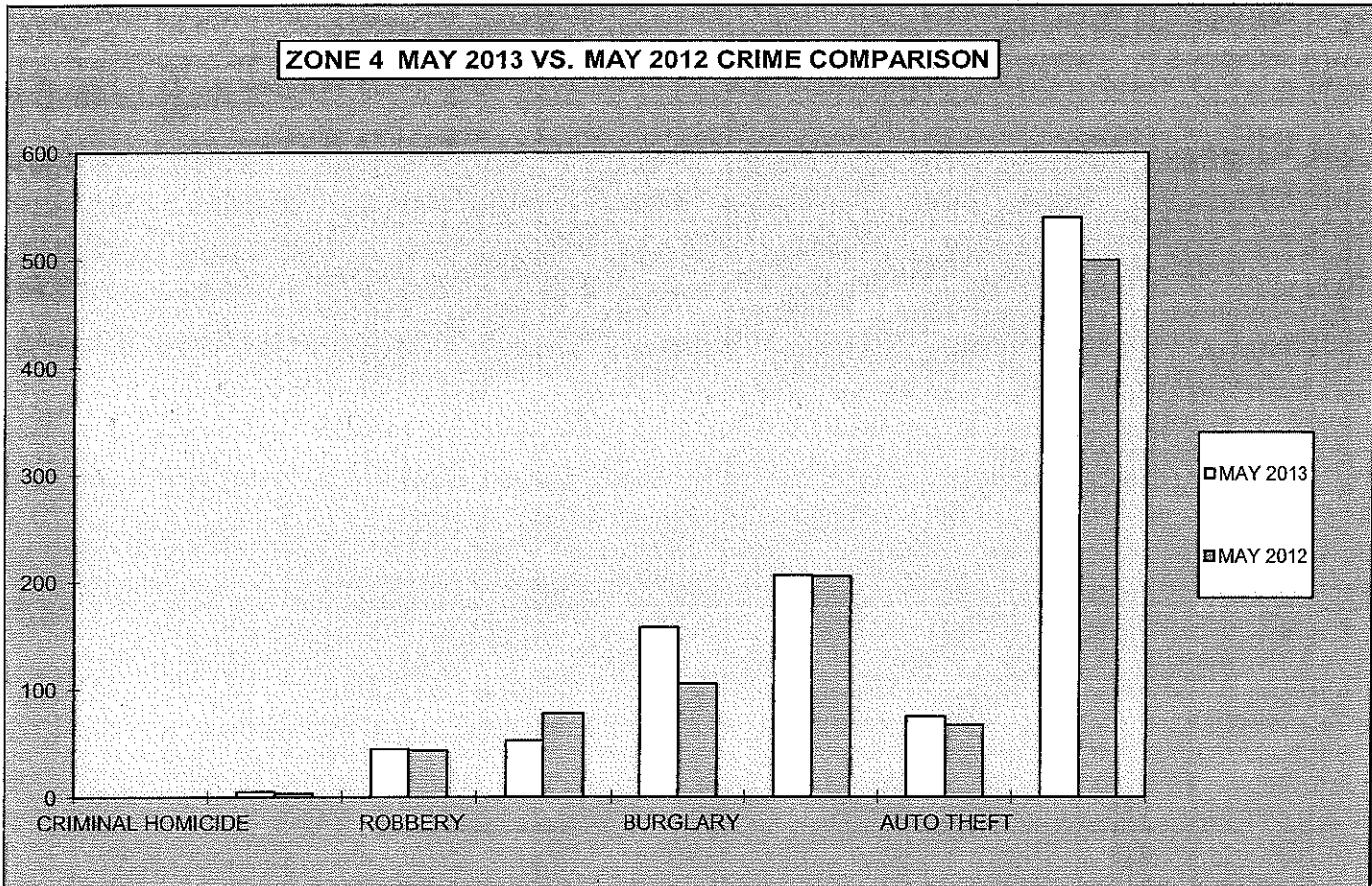
CRIME	JAN.-MAY 2013	JAN.-MAY 2012	# DIFFERENCE	% DIFFERENCE
CRIMINAL HOMICIDE	4	9	-5	-56%
RAPE	11	9	2	22%
ROBBERY	152	173	-21	-12%
AGG. ASSAULT	312	403	-91	-23%
BURGLARY	489	596	-107	-18%
RESIDENCE	431	525	-94	-18%
NON-RESIDENCE	58	71	-13	-18%
LARCENY	719	735	-16	-2%
POCKETPICKING	6	4	2	50%
PURSE SNATCHING	23	25	-2	-8%
SHOPLIFTING	74	93	-19	-20%
FROM MOTOR VEHICLES	252	206	46	22%
MOTOR VEH. PARTS/ACCESSORIES	76	81	-5	-6%
BICYCLES	5	4	1	25%
FROM BUILDINGS	92	90	2	2%
FROM COIN OPERATED MACHINES	0	0	0	0%
ALL OTHER	191	232	-41	-18%
AUTO THEFT	443	415	28	7%
TOTAL	2,130	2,340	-210	-9%

ZONE 3 YEAR TO DATE CRIME COMPARISON



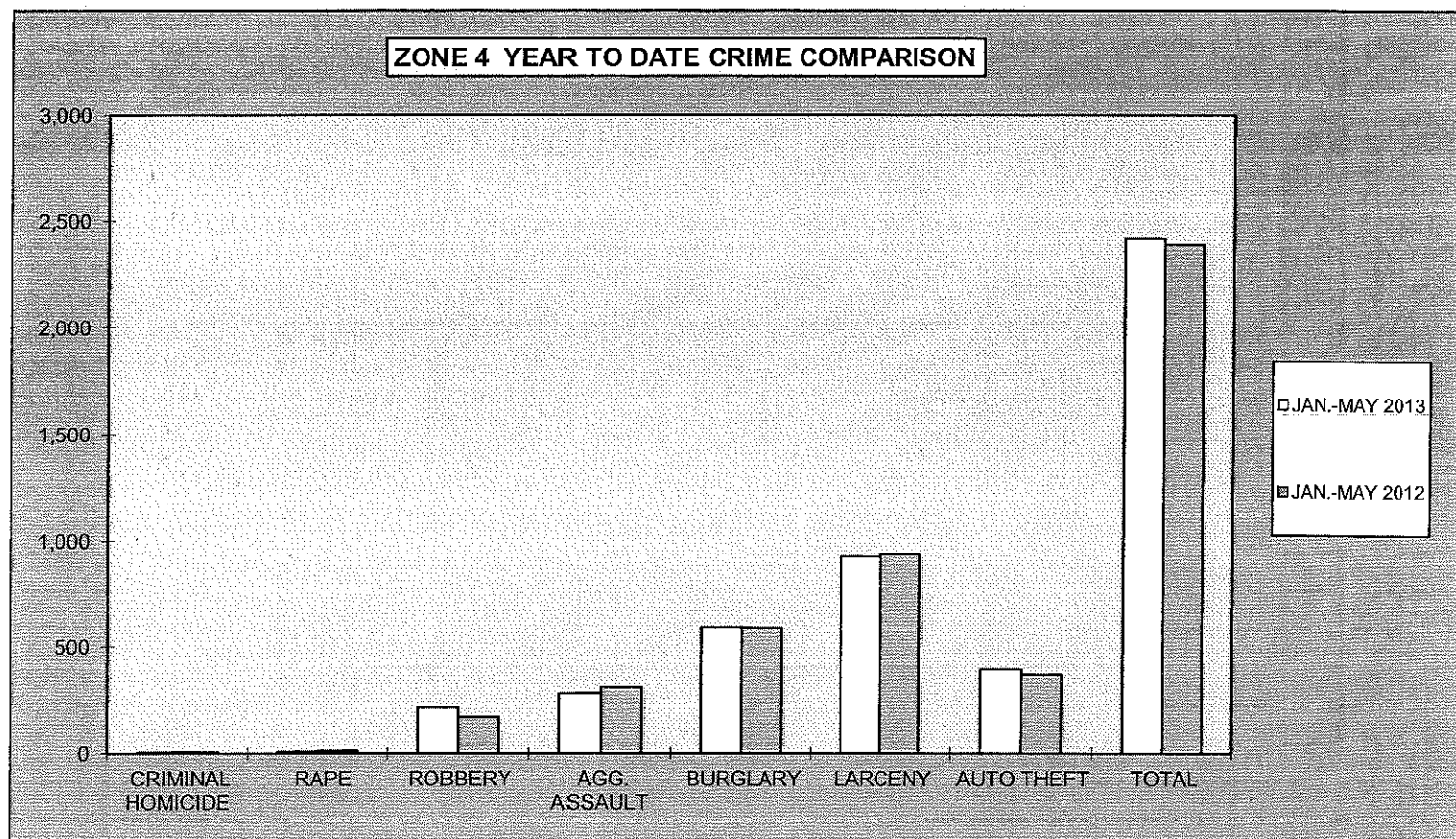
**2013
MONTHLY CRIME COMPARISON**

ZONE 4				
CRIME	MAY 2013	MAY 2012	# DIFFERENCE	% DIFFERENCE
CRIMINAL HOMICIDE	0	0	0	0%
RAPE	5	3	2	67%
ROBBERY	44	43	1	2%
AGG. ASSAULT	52	78	-26	-33%
BURGLARY	157	105	52	50%
RESIDENCE	142	92	50	54%
NON-RESIDENCE	15	13	2	15%
LARCENY	206	205	1	0%
POCKETPICKING	0	0	0	0%
PURSE SNATCHING	13	6	7	117%
SHOPLIFTING	52	38	14	37%
FROM MOTOR VEHICLES	50	53	-3	-6%
MOTOR VEH. PARTS/ACCESSORIES	20	23	-3	-13%
BICYCLES	2	3	-1	-33%
FROM BUILDINGS	18	25	-7	-28%
FROM COIN OPERATED MACHINES	0	0	0	0%
ALL OTHER	51	57	-6	-11%
AUTO THEFT	75	66	9	14%
TOTAL	539	500	39	8%



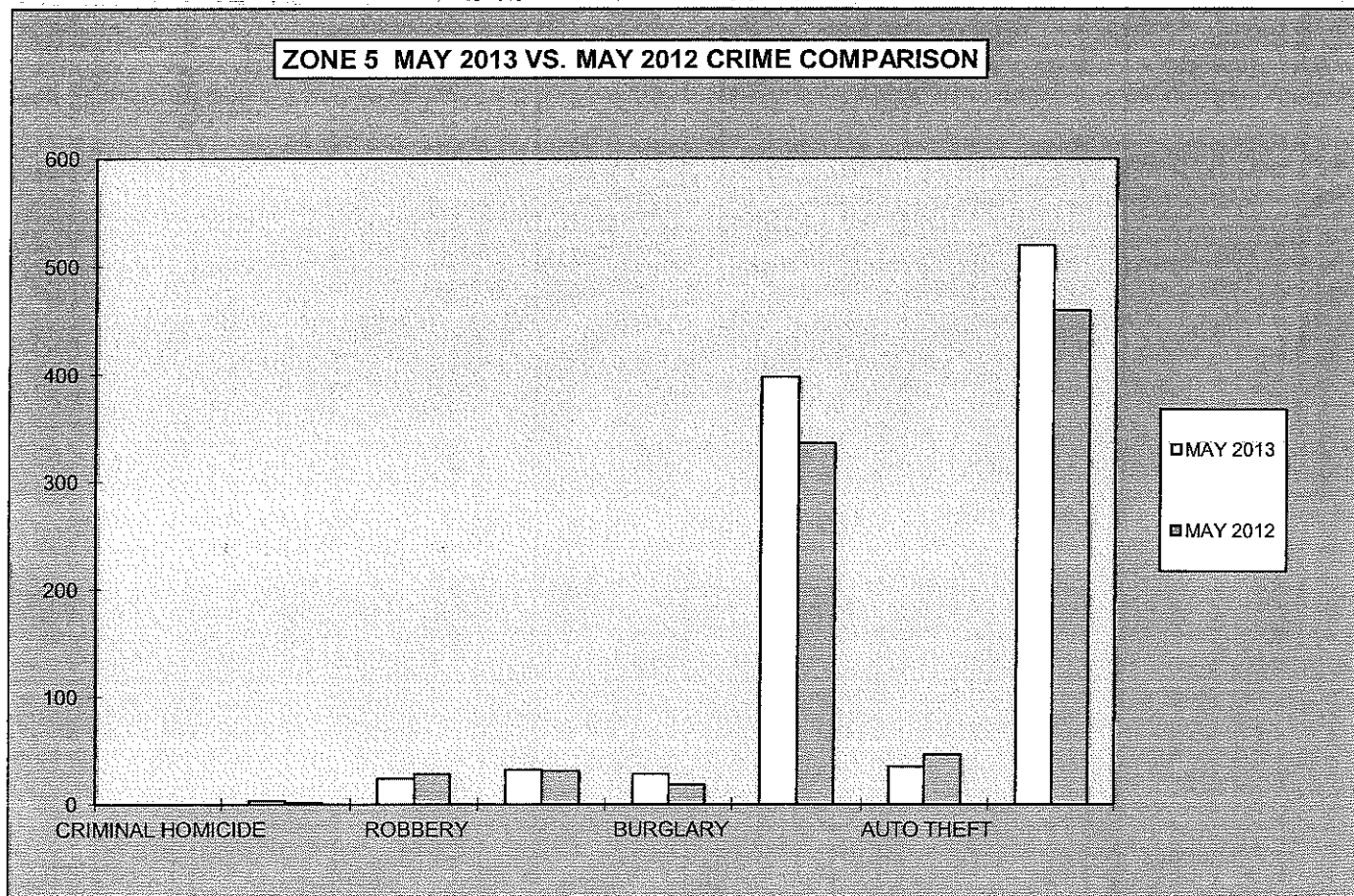
**2013
YEAR TO DATE CRIME COMPARISON**

ZONE 4				
CRIME	JAN.-MAY 2013	JAN.-MAY 2012	# DIFFERENCE	% DIFFERENCE
CRIMINAL HOMICIDE	6	6	0	0%
RAPE	9	13	-4	-31%
ROBBERY	215	170	45	26%
AGG. ASSAULT	282	310	-28	-9%
BURGLARY	591	589	2	0%
RESIDENCE	552	546	6	1%
NON-RESIDENCE	39	43	-4	-9%
LARCENY	924	936	-12	-1%
POCKETPICKING	1	4	-3	-75%
PURSE SNATCHING	40	22	18	82%
SHOPLIFTING	212	203	9	4%
FROM MOTOR VEHICLES	259	214	45	21%
MOTOR VEH. PARTS/ACCESSORIES	76	80	-4	-5%
BICYCLES	10	9	1	11%
FROM BUILDINGS	98	103	-5	-5%
FROM COIN OPERATED MACHINES	3	3	0	0%
ALL OTHER	225	298	-73	-24%
AUTO THEFT	393	368	25	7%
TOTAL	2,420	2,392	28	1%



**2013
MONTHLY CRIME COMPARISON**

ZONE 5				
CRIME	MAY 2013	MAY 2012	# DIFFERENCE	% DIFFERENCE
CRIMINAL HOMICIDE	0	0	0	0%
RAPE	3	1	2	200%
ROBBERY	24	28	-4	-14%
AGG. ASSAULT	32	31	1	3%
BURGLARY	28	18	10	56%
RESIDENCE	13	8	5	63%
NON-RESIDENCE	15	10	5	50%
LARCENY	398	336	62	18%
POCKETPICKING	2	2	0	0%
PURSE SNATCHING	11	11	0	0%
SHOPLIFTING	29	38	-9	-24%
FROM MOTOR VEHICLES	212	161	51	32%
MOTOR VEH. PARTS/ACCESSORIES	29	15	14	93%
BICYCLES	9	1	8	800%
FROM BUILDINGS	52	55	-3	-5%
FROM COIN OPERATED MACHINES	0	1	-1	-100%
ALL OTHER	54	52	2	4%
AUTO THEFT	35	46	-11	-24%
TOTAL	520	460	60	13%

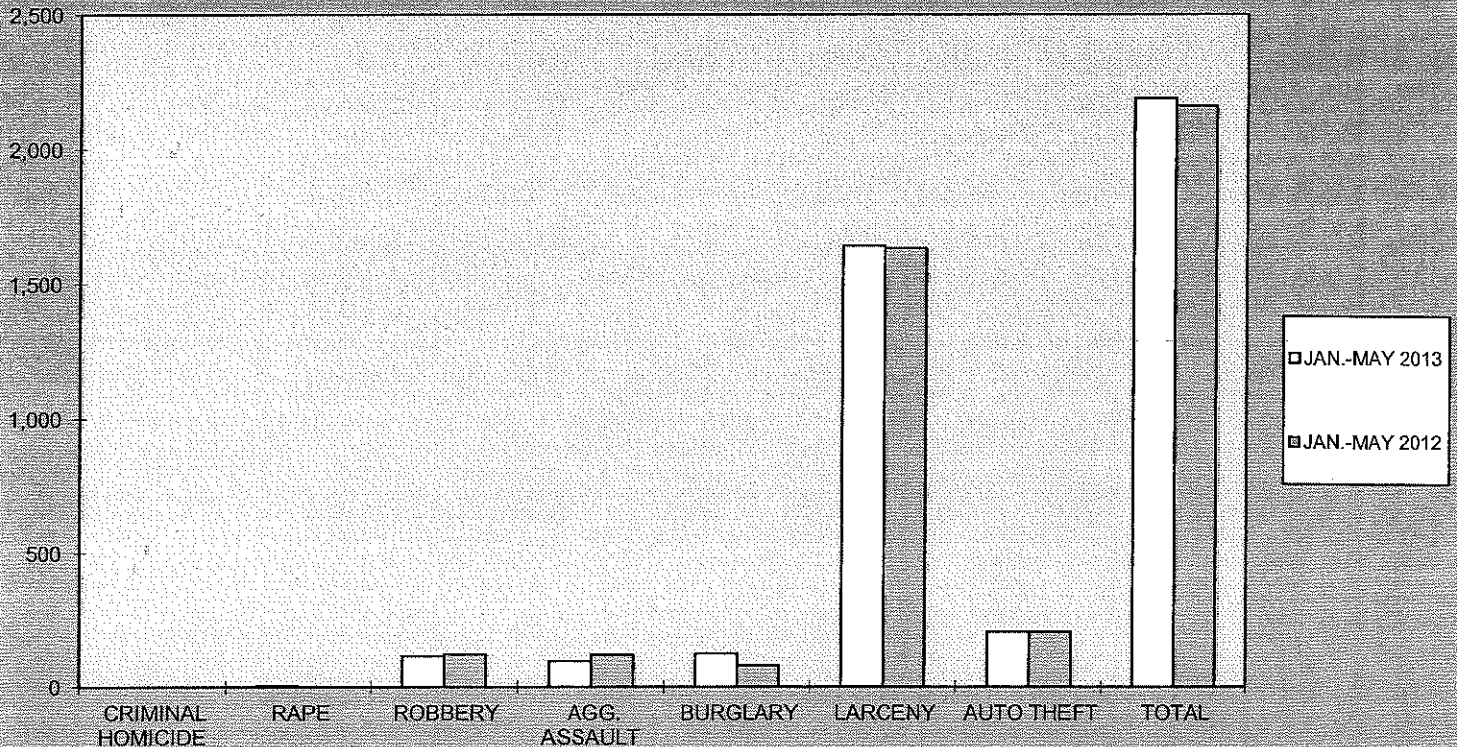


**2013
YEAR TO DATE CRIME COMPARISON**

ZONE 5

CRIME	JAN.-MAY 2013	JAN.-MAY 2012	# DIFFERENCE	% DIFFERENCE
CRIMINAL HOMICIDE	0	0	0	0%
RAPE	4	1	3	300%
ROBBERY	115	122	-7	-6%
AGG. ASSAULT	96	120	-24	-20%
BURGLARY	125	79	46	58%
RESIDENCE	73	34	39	115%
NON-RESIDENCE	52	45	7	16%
LARCENY	1,642	1,632	10	1%
POCKETPICKING	16	11	5	45%
PURSE SNATCHING	60	34	26	76%
SHOPLIFTING	114	176	-62	-35%
FROM MOTOR VEHICLES	897	817	80	10%
MOTOR VEH. PARTS/ACCESSORIES	133	191	-58	-30%
BICYCLES	32	15	17	113%
FROM BUILDINGS	213	217	-4	-2%
FROM COIN OPERATED MACHINES	5	2	3	150%
ALL OTHER	172	169	3	2%
AUTO THEFT	206	206	0	0%
TOTAL	2,188	2,160	28	1%

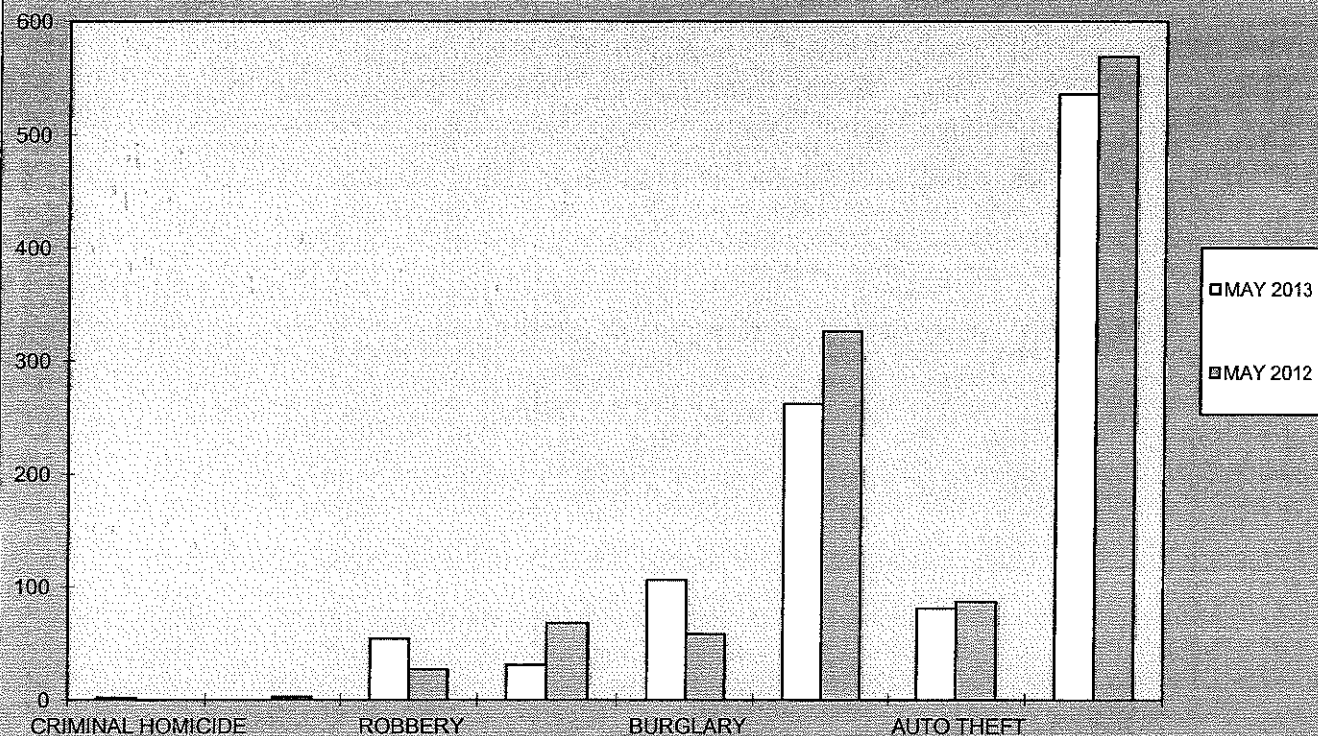
ZONE 5 YEAR TO DATE CRIME COMPARISON



**2013
MONTHLY CRIME COMPARISON**

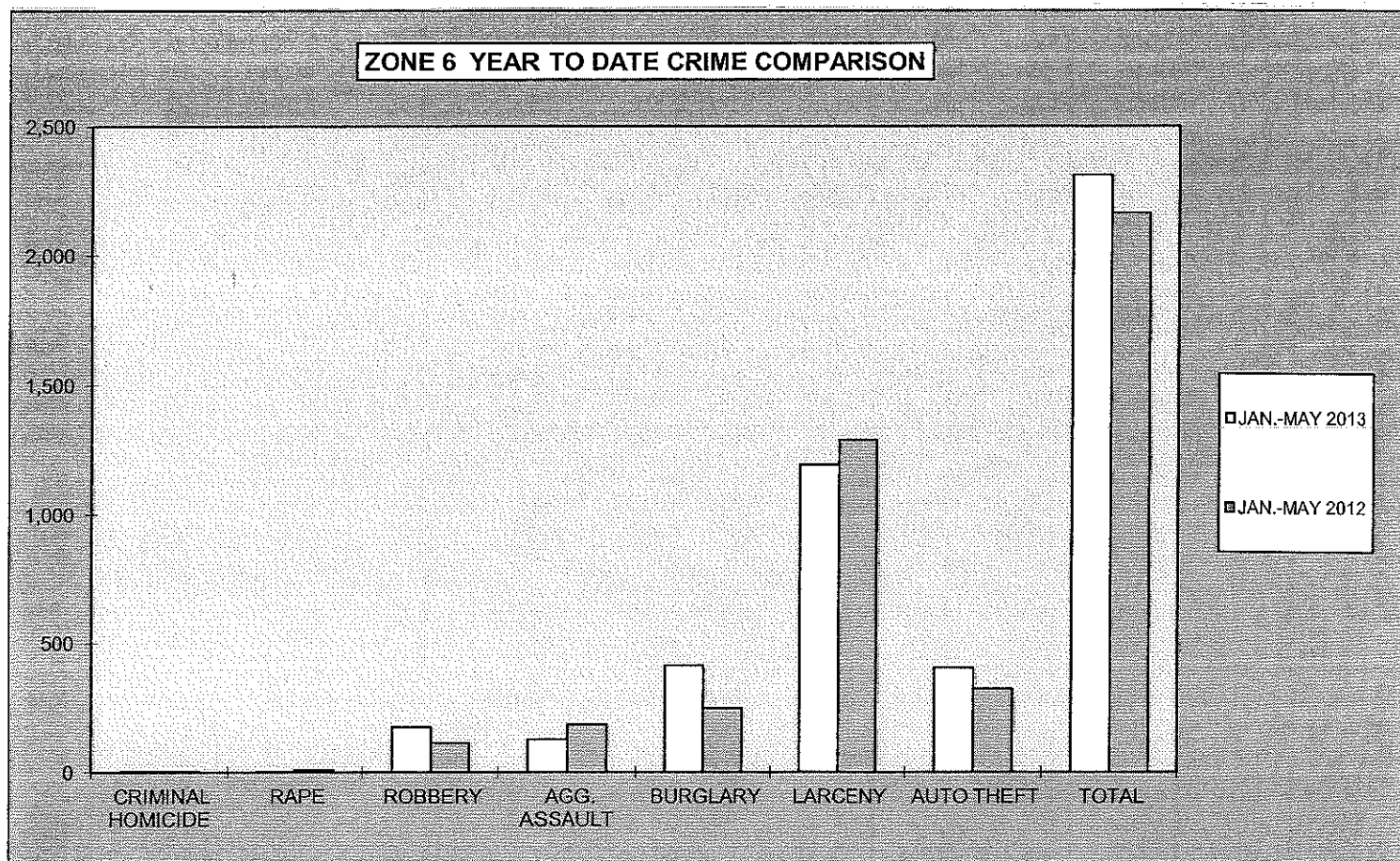
ZONE 6				
CRIME	MAY 2013	MAY 2012	# DIFFERENCE	% DIFFERENCE
CRIMINAL HOMICIDE	2	0	2	100%
RAPE	0	3	-3	-100%
ROBBERY	54	27	27	100%
AGG. ASSAULT	31	68	-37	-54%
BURGLARY	106	58	48	83%
RESIDENCE	85	38	47	124%
NON-RESIDENCE	21	20	1	5%
LARCENY	262	326	-64	-20%
POCKETPICKING	2	0	2	100%
PURSE SNATCHING	10	20	-10	-50%
SHOPLIFTING	27	64	-37	-58%
FROM MOTOR VEHICLES	142	143	-1	-1%
MOTOR VEH. PARTS/ACCESSORIES	36	28	8	29%
BICYCLES	4	2	2	100%
FROM BUILDINGS	11	24	-13	-54%
FROM COIN OPERATED MACHINES	0	0	0	0%
ALL OTHER	30	45	-15	-33%
AUTO THEFT	81	87	-6	-7%
TOTAL	536	569	-33	-6%

ZONE 6 MAY 2013 VS. MAY 2012 CRIME COMPARISON



**2013
YEAR TO DATE CRIME COMPARISON**

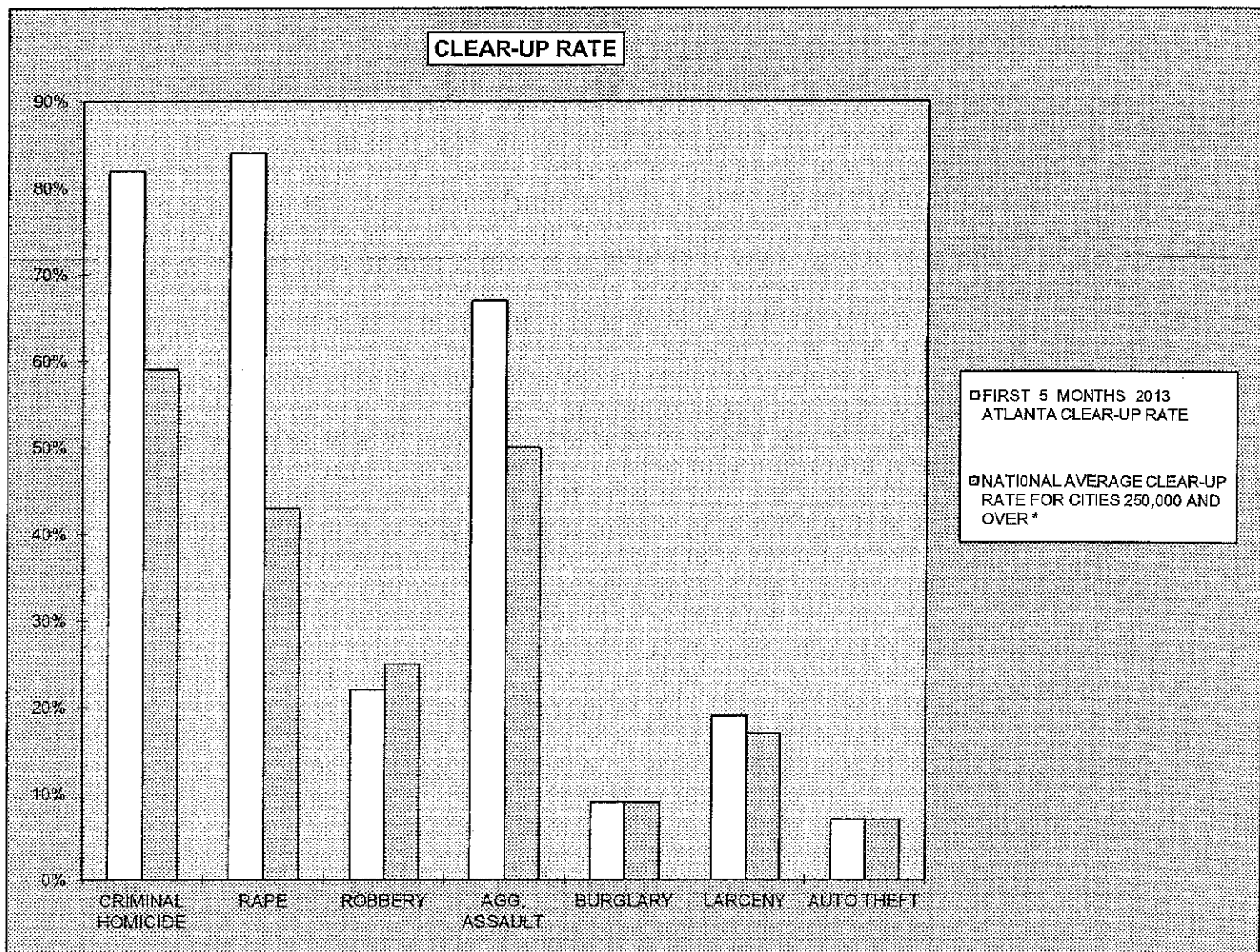
ZONE 6					
CRIME	JAN.-MAY 2013	JAN.-MAY 2012	# DIFFERENCE	% DIFFERENCE	
CRIMINAL HOMICIDE	3	2	1	50%	
RAPE	1	9	-8	-89%	
ROBBERY	174	113	61	54%	
AGG. ASSAULT	126	183	-57	-31%	
BURGLARY	412	247	165	67%	
RESIDENCE	341	198	143	72%	
NON-RESIDENCE	71	49	22	45%	
LARCENY	1,192	1,288	-96	-7%	
POCKETPICKING	10	2	8	400%	
PURSE SNATCHING	41	43	-2	-5%	
SHOPLIFTING	206	233	-27	-12%	
FROM MOTOR VEHICLES	603	630	-27	-4%	
MOTOR VEH. PARTS/ACCESSORIES	91	112	-21	-19%	
BICYCLES	29	19	10	53%	
FROM BUILDINGS	67	84	-17	-20%	
FROM COIN OPERATED MACHINES	0	0	0	0%	
ALL OTHER	145	165	-20	-12%	
AUTO THEFT	403	322	81	25%	
TOTAL	2,311	2,164	147	7%	



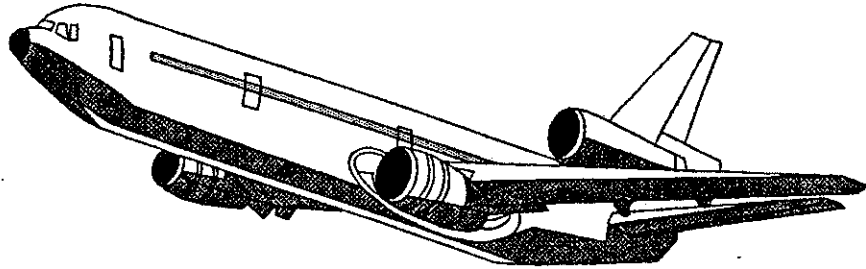
**2013
CRIME COMPARISON
CLEAR-UP RATE**

CRIME	FIRST 5 MONTHS 2013 ATLANTA CLEAR-UP RATE	NATIONAL AVERAGE CLEAR-UP RATE FOR CITIES 250,000 AND OVER *
CRIMINAL HOMICIDE	82%	59%
RAPE	84%	43%
ROBBERY	22%	25%
AGG. ASSAULT	67%	50%
BURGLARY	9%	9%
LARCENY	19%	17%
AUTO THEFT	7%	7%

* National Average for Cities 250,000 and Over Based on Latest Annual (2011) FBI Uniform Crime Report



APD



The Atlanta Airport
UNIFORM CRIME REPORTING



MAY 2013

SUPPORT SERVICES DIVISION
INFORMATION SERVICES SECTION

RETURN A - MONTHLY RETURN OF OFFENSES KNOWN TO THE POLICE

1-720b (Rev. 8-30-94)
OMB No. 1110-0001

This report is authorized by law Title 28, Section 534, U. S. Code. While you are not required to respond, your cooperation in forwarding this report by the 7th day after the close of the month to Uniform Crime Reports, Federal Bureau of Investigation, Washington, D.C. 20535, will assist in compiling comprehensive, accurate national crime figures on a timely basis.

1	2	3	4	5	6
CLASSIFICATION OF OFFENSES	OFFENSES REPORTED OR KNOWN TO POLICE (INCLUDE "UNFOUNDED" AND ATTEMPTS)	UNFOUNDED, I.E., FALSE OR BASELESS COMPLAINTS	NUMBER OF ACTUAL OFFENSES (COLUMN 2 MINUS COLUMN 3) INCLUDE ATTEMPTS	TOTAL OFFENSES CLEARED BY ARREST OR EXCEPTIONAL MEANS (INCLUDES COL. 6)	NUMBER OF CLEARANCES INVOLVING ONLY PERSONS UNDER 18 YEARS OF AGE
1. CRIMINAL HOMICIDE					
a. MURDER AND NONNEGLIGENT HOMICIDE	0	0	0	0	0
b. MANSLAUGHTER BY NEGLIGENCE					
2. FORCIBLE RAPE TOTAL	0	0	0	0	0
a. Rape by Force	0	0	0	0	0
b. Attempts to commit Forcible Rape	0	0	0	0	0
3. ROBBERY TOTAL	0	0	0	0	0
a. Firearm	0	0	0	0	0
b. Knife or Cutting Instrument	0	0	0	0	0
c. Other Dangerous Weapon	0	0	0	0	0
d. Strong-Arm (Hands, Fists, Feet, etc.)	0	0	0	0	0
4. ASSAULT TOTAL	2	0	2	0	0
a. Firearm	0	0	0	0	0
b. Knife or cutting instrument	0	0	0	0	0
c. Other Dangerous Weapon	0	0	0	0	0
d. Strong-Arm	0	0	0	0	0
e. Other Assaults - Simple, Not Aggravated	2	0	2	0	0
5. BURGLARY TOTAL	0	0	0	0	0
a. Forcible Entry	0	0	0	0	0
b. Unlawful Entry - No Force	0	0	0	0	0
c. Attempted Forcible Entry	0	0	0	0	0
6. LARCENY THEFT TOTAL (except Motor Vehicle Theft)	20	0	20	0	0
7. MOTOR VEHICLE THEFT TOTAL	4	0	4	1	0
a. Autos	4	0	4	1	0
b. Trucks and Buses	0	0	0	0	0
c. Other Vehicles	0	0	0	0	0
GRAND TOTAL	26	0	26	1	0

CHECKING ANY OF THE APPROPRIATE BLOCKS BELOW WILL ELIMINATE YOUR NEED TO SUBMIT REPORTS WHEN THE VALUES ARE ZERO. THIS WILL ALSO AID THE NATIONAL PROGRAM IN ITS QUALITY CONTROL EFFORTS.

NO SUPPLEMENTARY HOMICIDE REPORT SUBMITTED SINCE NO MURDERS, JUSTIFIABLE HOMICIDES, OR MANSLAUGHTER BY NEGLIGENCE OCCURRED IN THIS JURISDICTION DURING THE MONTH.

NO SUPPLEMENT TO RETURN A REPORT SINCE NO CRIME OFFENSES OR RECOVERY OF PROPERTY REPORTED DURING THE MONTH.

NO LAW ENFORCEMENT OFFICERS KILLED OR ASSAULTED REPORT SINCE NONE OF THE OFFICERS WERE ASSAULTED OR KILLED DURING THE MONTH.

NO AGE, SEX, AND RACE OF PERSONS ARRESTED UNDER 18 YEARS OF AGE REPORT SINCE NO ARRESTS OF PERSONS WITHIN THIS AGE GROUP.

NO AGE, SEX, AND RACE OF PERSONS ARRESTED 18 YEARS OF AGE AND OVER REPORT SINCE NO ARRESTS OF PERSONS WITHIN THIS AGE GROUP.

NO MONTHLY RETURN OF ARSON OFFENSES KNOWN TO LAW ENFORCEMENT REPORT SINCE NO ARSONS OCCURRED.

DO NOT USE THIS SPACE

INITIALS

RECORDED

EDITED

ENTERED

ADJUSTED

LINKS

* TOTALS INCLUDE PREVIOUS OFFENSES

MAY 2013

Month and Year of Report

GA 060240X

Agency Identifier

JUNE 10, 2013

Date

ATLANTA AIRPORT POLICE - GEORGIA

Agency and State

David J. King PREPARED BY **LIEUTENANT**

George J. King CHIEF
Chief, Commissioner, Sheriff, or Superintendent

PROPERTY STOLEN BY CLASSIFICATION

CLASSIFICATION	DATA ENTRY	Number of Actual Offenses (Column 4 Return A)	Monetary Value of Property Stolen
1. MURDER AND NONNEGLIGENT MANSLAUGHTER	12	0	\$ 0.00
2. FORCIBLE RAPE	20	0	\$ 0.00
3. ROBBERY			
(a) HIGHWAY (streets, alleys, etc.)	31	0	0.00
(b) COMMERCIAL HOUSE (except c, d, and f)	32	0	0.00
(c) GAS OR SERVICE STATION	33	0	0.00
(d) CONVENIENCE STORE	34	0	0.00
(e) RESIDENCE (anywhere on premises)	35	0	0.00
(f) BANK	36	0	0.00
(g) MISCELLANEOUS	37	0	0.00
TOTAL ROBBERY	30	0	\$ 0.00
5. BURGLARY - BREAKING OR ENTERING			
(a) RESIDENCE (dwelling)			
(1) NIGHT (6 p.m. - 6 a.m.)	51	0	0.00
(2) DAY (6 a.m. - 6 p.m.)	52	0	0.00
(3) UNKNOWN	53	0	0.00
(b) NON-RESIDENCE (store, office, etc.)			
(1) NIGHT (6 p.m. - 6 a.m.)	54	0	0.00
(2) DAY (6 a.m. - 6 p.m.)	55	0	0.00
(3) UNKNOWN	56	0	0.00
TOTAL BURGLARY	50	0	\$ 0.00
6. LARCENY - THEFT (Except Motor Vehicle Theft)			
(a) \$200 AND OVER	61	10	12,004.00
(b) \$50 TO \$200	62	1	100.00
(c) UNDER \$50	63	9	2.00
TOTAL LARCENY (Same as Item 6X)	60	20	\$ 12,106.00
7. MOTOR VEHICLE THEFT (include Alleged Joy Ride)	70	4	\$ 16,725.00
GRAND TOTAL - ALL ITEMS	77		\$ 28,831.00
ADDITIONAL ANALYSIS OF LARCENY AND MOTOR VEHICLE THEFT			
6X. NATURE OF LARCENIES UNDER ITEM 6			
(a) POCKET-PICKING	81	0	0.00
(b) PURSE-SNATCHING	82	0	0.00
(c) SHOPLIFTING	83	0	0.00
(d) FROM MOTOR VEHICLES (except e)	84	2	2,262.00
(e) MOTOR VEHICLE PARTS AND ACCESSORIES	85	0	0.00
(f) BICYCLES	86	0	0.00
(g) FROM BUILDING (except c and h)	87	10	5,411.00
(h) FROM ANY COIN-OPERATED MACHINES (parking meters, etc.)	88	0	0.00
(i) ALL OTHER	89	8	4,433.00
TOTAL LARCENIES (Same as Item 6)	80	20	\$ 12,106.00
7X. MOTOR VEHICLES RECOVERED			
(a) STOLEN LOCALLY AND RECOVERED LOCALLY	91	2	
(b) STOLEN LOCALLY AND RECOVERED BY OTHER JURISDICTIONS	92	0	
(c) TOTAL LOCALLY STOLEN MOTOR VEHICLES RECOVERED (a & b)	93	2	
(d) STOLEN IN OTHER JURISDICTIONS AND RECOVERED LOCALLY	90	2	

SUPPLEMENT TO RETURN A
MONTHLY RETURN OF OFFENSES KNOWN TO THE POLICE

1-706 (Rev.8-30-94)
Form Approved
OMB No. 1110-0007

This report is authorized by law, Title 28, Section 534, U. S. Code. While you are not required to respond, your cooperation in submitting this report with the Return A will assist the FBI in compiling comprehensive, accurate figures on a timely basis.

This form deals with the nature of crime and the monetary value of property stolen and recovered. The total offenses recorded on the form should be the same as the number of actual offenses listed in Column 4 of the Return A for each crime class. Include attempted crimes on this form, but do not include unfounded offenses. If you cannot complete the report in all areas, please record as much information as is available. Tally sheets will be sent upon request.

PROPERTY BY TYPE AND VALUE

Type of Property (1)	Data Entry	Monetary Value of Property Stolen in Your Jurisdiction	
		Stolen (2)	Recovered (3)
(A) Currency, Notes, Etc.	01	\$ 2,030.00	\$ 0.00
(B) Jewelry and Precious Metals	02	201.00	0.00
(C) Clothing and Furs	03	400.00	0.00
(D) Locally Stolen Motor Vehicles	04	16,725.00	1.00
(E) Office Equipment	05	381.00	0.00
(F) Televisions, Radios, Stereos, Etc.	06	8,140.00	0.00
(G) Firearms	07	0.00	0.00
(H) Household Goods	08	80.00	0.00
(I) Consumable Goods	09	0.00	0.00
(J) Livestock	10	0.00	0.00
(K) Miscellaneous	11	874.00	0.00
TOTAL	00	\$ 28,831.00	\$ 1.00

The total of this column should agree with the Grand Total (DATA ENTRY 77) shown on page 2.

Include in this column all property recovered even though stolen in prior months. The above is an accounting for only that property stolen in your jurisdiction. This will include property recovered for you by other jurisdictions, but not property you recover for them.

DATE JUNE 10, 2013

PREPARED BY *Paul J. K...* TITLE LIEUTENANT
George N. ... CHIEF
CHIEF, COMMISSIONER, SHERIFF OR SUPERINTENDENT

Month and Year of Report MAY 2013

Agency Identifier GA 060240X

ATLANTA AIRPORT POLICE - GEORGIA
Agency and State

ATLANTA AIRPORT POLICE
AGE, SEX, AND RACE OF PERSONS ARRESTED
17 YEARS OF AGE AND OVER

MONTH MAY

YEAR 2013

CLASSIFICATION OF OFFENSES	SEX	AGE OF PERSON ARRESTED																TOTAL	RACE				ETHNIC	
		17	18	19	20	21	22	23	24 29	30 34	35 39	40 44	45 49	50 54	55 59	60 64	65 UP		White	Black	Native Amer.	Asian/Pacific	Whi. Hispanic	Blck Hispanic
Murder/Nonnegligent Manslaughter	01a	M																0						
	F																	0						
Manslaughter by Negligence	01b	M																0						
	F																	0						
Forcible Rape	02	M																0						
	F																	0						
Robbery	03	M																0						
	F																	0						
Aggravated Assault	04	M																0						
	F																	0						
Burglary- Breaking or Entering	05	M																0						
	F																	0						
Larceny - Theft (except Motor Vehicle Theft)	06	M																0						
	F																	0						
Motor Vehicle Theft	07	M																0						
	F																	0						
Other Assaults	08	M																0						
	F																	0						
Arson	09	M																0						
	F																	0						
Forgery and Counterfeiting	10	M																0						
	F																	0						
Fraud	11	M								1								1						
	F								1									1	1	1				
Embezzlement	12	M																0						
	F																	0						
Stolen Property; Buying, Receiving, Possessing	13	M																0						
	F																	0						
Vandalism	14	M																0						
	F																	0						
Weapons	15	M								2			2	1			1	6						
	F								2							1		3	6	2		1		

-36-

ATLANTA AIRPORT POLICE
AGE, SEX, AND RACE OF PERSONS ARRESTED
17 YEARS OF AGE AND OVER

MONTH MAY

YEAR 2013

CLASSIFICATION OF OFFENSES	SEX	AGE OF PERSON ARRESTED																TOTAL	RACE				ETHNIC	
		17	18	19	20	21	22	23	24 29	30 34	35 39	40 44	45 49	50 54	55 59	60 64	65 UP		White	Black	Native Amer.	Asian/Pacific	Whi. Hispanic	Blck Hispanic
Prostitution and Commercialized Vice	M																	0						
	F																	0						
Sex Offenses (except Rape and Prostitution)	M																	0						
	F																	0						
Drug Abuse Violations Grand Total	M	0	0	0	0	0	0	0	0	0	0	0	1	0	0	0	0	1						
	F	0	0	0	0	0	0	0	0	0	0	0	0	0	0	0	0	0	0	1	0	0	0	0
(1) Sale/Manufacturing Subtotal	M	0	0	0	0	0	0	0	0	0	0	0	0	0	0	0	0	0						
	F	0	0	0	0	0	0	0	0	0	0	0	0	0	0	0	0	0	0	0	0	0	0	0
Opium or Cocaine and their derivatives	M																	0						
	F																	0						
Marijuana	M																	0						
	F																	0						
Synthetic Narcotics	M																	0						
	F																	0						
Other Dangerous Non-Narcotic Drugs	M																	0						
	F																	0						
(2) Possession Subtotal	M	0	0	0	0	0	0	0	0	0	0	0	1	0	0	0	0	1						
	F	0	0	0	0	0	0	0	0	0	0	0	0	0	0	0	0	0	0	1	0	0	0	0
Opium or Cocaine and their derivatives	M																	0						
	F																	0						
Marijuana	M											1						1						
	F																	0		1				
Synthetic Narcotics	M																	0						
	F																	0						
Other Dangerous Non-Narcotic Drugs	M																	0						
	F																	0						
Gambling Total	M	0	0	0	0	0	0	0	0	0	0	0	0	0	0	0	0	0						
	F	0	0	0	0	0	0	0	0	0	0	0	0	0	0	0	0	0	0	0	0	0	0	0
Bookmaking	M																	0						
	F																	0						
Numbers and Lottery	M																	0						
	F																	0						

-36a-

ATLANTA AIRPORT POLICE
AGE, SEX, AND RACE OF PERSONS ARRESTED
17 YEARS OF AGE AND OVER

MONTH MAY

YEAR 2013

CLASSIFICATION OF OFFENSES	SEX	AGE OF PERSON ARRESTED																TOTAL	RACE				ETHNIC	
		17	18	19	20	21	22	23	24 29	30 34	35 39	40 44	45 49	50 54	55 59	60 64	65 UP		White	Black	Native Amer.	Asian/Pacific	Whi. Hispanic	Blck Hispanic
All Other Gambling	M																	0						
	F																	0						
Offenses Against Family And Children	M																	0						
	F																	0						
Driving Under the Influence	M																	0						
	F																	0						
Liquor Laws	M																	0						
	F																	0						
Drunkenness	M									1								1						
	F																	0						
Disorderly Conduct	M			1					1						1			3	1					
	F											1			1			2	3	2				
Vagrancy	M																	0						
	F																	0						
All Other Offenses (except Traffic)	M							2	1	3	2	7	9	6	9		3	42						
	F									1	1	2						4	7	38		1		
Suspicion	M																	0						
	F																	0						
TOTAL		0	0	1	0	0	0	2	5	8	3	10	12	7	11	1	4	64	18	44	0	2	0	0

-36b-

MAY 2013

Month and Year of Report

GA 060240X

Agency Identifier

JUNE 10, 2013

Date

Nail J. K...
Prepared By

LIEUTENANT

Title

ATLANTA AIRPORT POLICE - GEORGIA

Agency and State

George H. J...
Chief, Commissioner, Sheriff, or Superintendent

CHIEF

**ATLANTA AIRPORT POLICE
AGE, SEX, AND RACE OF PERSONS ARRESTED
16 YEARS OF AGE AND UNDER**

MONTH MAY
YEAR 2013

CLASSIFICATION OF OFFENSES	SEX	AGE						RACE				ETHNIC	
		09	1012	1314	15	16	TOTAL	White	Black	Native Amer.	Asian/Pacific	Whi. Hispanic	Blck Hispanic
Murder/Nonnegligent Manslaughter	01a	M					0						
	F						0						
Manslaughter by Negligence	01b	M					0						
	F						0						
Forcible Rape	02	M					0						
	F						0						
Robbery	03	M					0						
	F						0						
Aggravated Assault	04	M					0						
	F						0						
Burglary- Breaking or Entering	05	M					0						
	F						0						
Larceny - Theft (except Motor Vehicle Theft)	06	M					0						
	F						0						
Motor Vehicle Theft	07	M					0						
	F						0						
Other Assaults	08	M					0						
	F						0						
Arson	09	M					0						
	F						0						
Forgery and Counterfeiting	10	M					0						
	F						0						
Fraud	11	M					0						
	F						0						
Embezzlement	12	M					0						
	F						0						
Stolen Property; Buying, Receiving, Possessing	13	M					0						
	F						0						
Vandalism	14	M					0						
	F						0						
Weapons	15	M					0						
	F						0						
Prostitution and Commercialized Vice	16	M					0						
	F						0						

-36C-

ATLANTA AIRPORT POLICE
AGE, SEX, AND RACE OF PERSONS ARRESTED
16 YEARS OF AGE AND UNDER

MONTH MAY
YEAR 2013

CLASSIFICATION OF OFFENSES	SEX	AGE						RACE				ETHNIC	
		09	1012	1314	15	16	TOTAL	White	Black	Native Amer.	Asian/Pacific	Whi. Hispanic	Blck Hispanic
Sex Offenses (except Rape and Prostitution) 17	M						0						
	F						0						
Drug Abuse Violations Grand Total 18	M	0	0	0	0	0	0	0	0	0	0	0	0
	F	0	0	0	0	0	0	0	0	0	0	0	0
(1) Sale/Manufacturing Subtotal 180	M	0	0	0	0	0	0	0	0	0	0	0	0
	F	0	0	0	0	0	0	0	0	0	0	0	0
Opium or Cocaine and their Derivatives a	M						0						
	F						0						
Marijuana b	M						0						
	F						0						
Synthetic Narcotics c	M						0						
	F						0						
Other Dangerous Non-Narcotic Drugs d	M						0						
	F						0						
(2) Possession Subtotal 185	M	0	0	0	0	0	0	0	0	0	0	0	0
	F	0	0	0	0	0	0	0	0	0	0	0	0
Opium or Cocaine and their Derivatives e	M						0						
	F						0						
Marijuana f	M						0						
	F						0						
Synthetic Narcotics g	M						0						
	F						0						
Other Dangerous Non-Narcotic Drugs h	M						0						
	F						0						
Gambling Total 19	M	0	0	0	0	0	0	0	0	0	0	0	0
	F	0	0	0	0	0	0	0	0	0	0	0	0
Bookmaking a	M						0						
	F						0						
Numbers and Lottery b	M						0						
	F						0						
All Other Gambling c	M						0						
	F						0						
Offenses Against Family and Children 20	M						0						
	F						0						

-362-

**ATLANTA AIRPORT POLICE
AGE, SEX, AND RACE OF PERSONS ARRESTED
16 YEARS OF AGE AND UNDER**

MONTH MAY

YEAR 2013

CLASSIFICATION OF OFFENSES	SEX	AGE						RACE				ETHNIC	
		0 9	10 12	13 14	15	16	TOTAL	White	Black	Native Amer.	Asian/Pacific	Whi. Hispanic	Blck Hispanic
Driving Under the Influence 21	M						0						
	F						0						
Liquor Laws 22	M						0						
	F						0						
Drunkenness 23	M						0						
	F						0						
Disorderly Conduct 24	M						0						
	F						0						
Vagrancy 25	M						0						
	F						0						
All Other Offenses (except Traffic) 26	M						0						
	F						0						
Suspicion 27	M						0						
	F						0						
Curfew and Loitering 28	M						0						
	F						0						
Run-Aways 29	M						0						
	F						0						
Total		0	0	0	0	0	0	0	0	0	0	0	0

-36e-

MAY 2013
Month and Year of Report

GA 060240X
Agency Identifier

JUNE 10, 2013
Date

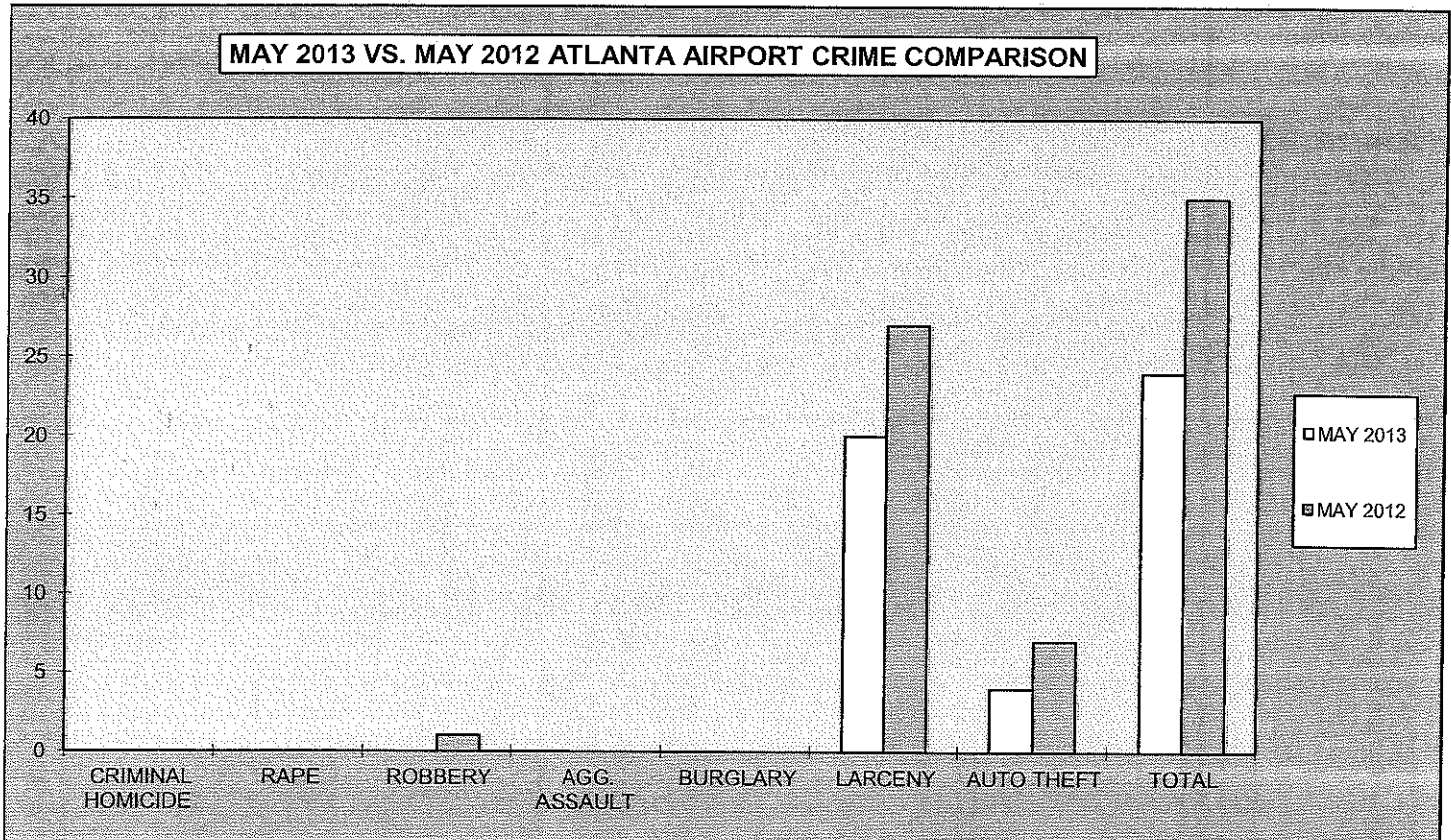
ATLANTA AIRPORT POLICE - GEORGIA
Agency and State

Nail J. King LIEUTENANT
Prepared By

George H. J. CHIEF
Chief, Commissioner, Sheriff, or Superintendent

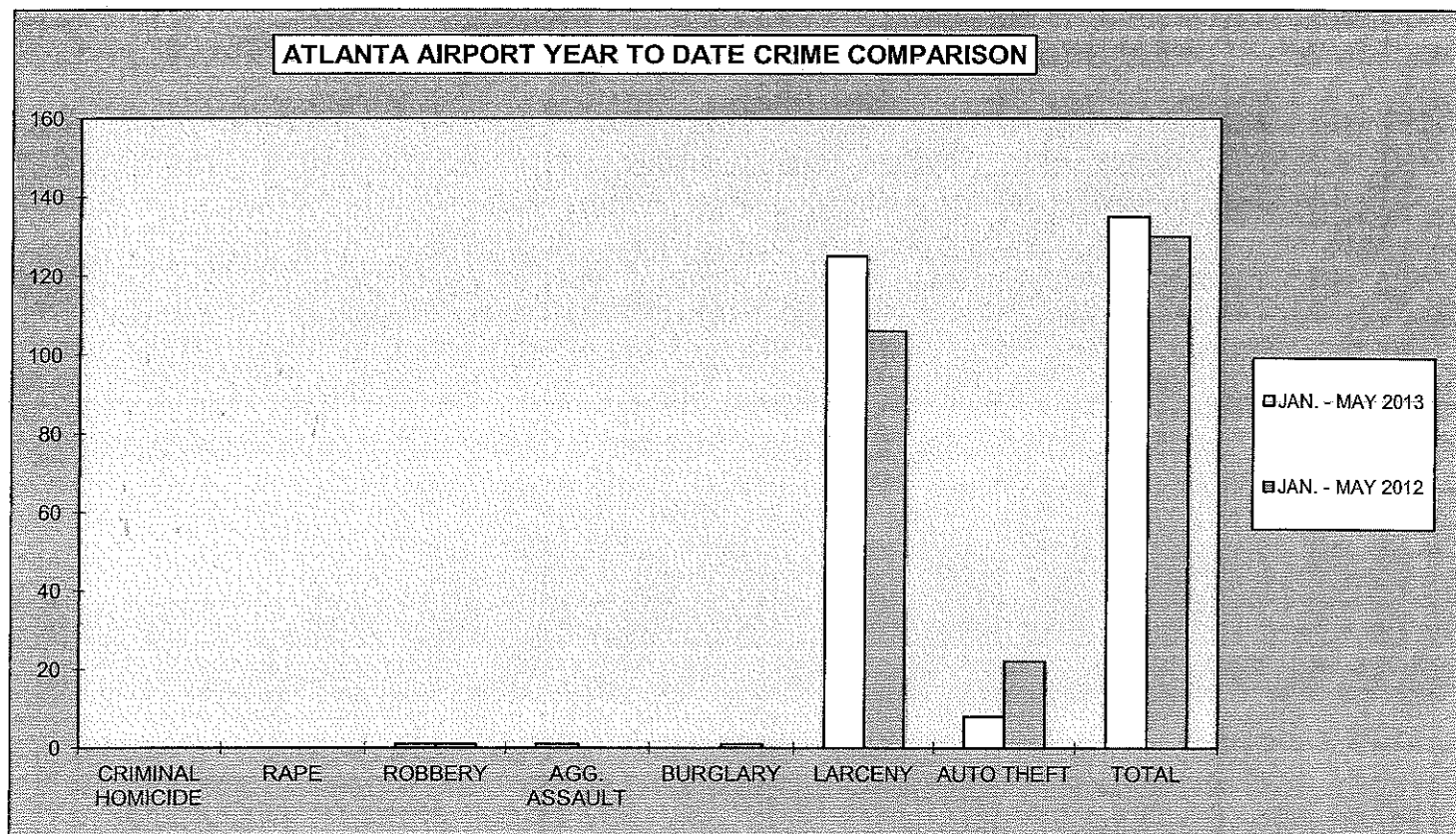
2013
ATLANTA AIRPORT
MONTHLY CRIME COMPARISON

CRIME	MAY 2013	MAY 2012	# DIFFERENCE	% DIFFERENCE
CRIMINAL HOMICIDE	0	0	0	0%
RAPE	0	0	0	0%
ROBBERY	0	1	-1	-100%
AGG. ASSAULT	0	0	0	0%
BURGLARY	0	0	0	0%
RESIDENCE	0	0	0	0%
NON-RESIDENCE	0	0	0	0%
LARCENY	20	27	-7	-26%
POCKETPICKING	0	0	0	0%
PURSE SNATCHING	0	0	0	0%
SHOPLIFTING	0	2	-2	-100%
FROM MOTOR VEHICLES	2	5	-3	-60%
MOTOR VEH. PARTS/ACCESSORIES	0	3	-3	-100%
BICYCLES	0	0	0	0%
FROM BUILDINGS	10	5	5	100%
FROM COIN OPERATED MACHINES	0	0	0	0%
ALL OTHER	8	12	-4	-33%
AUTO THEFT	4	7	-3	-43%
TOTAL	24	35	-11	-31%



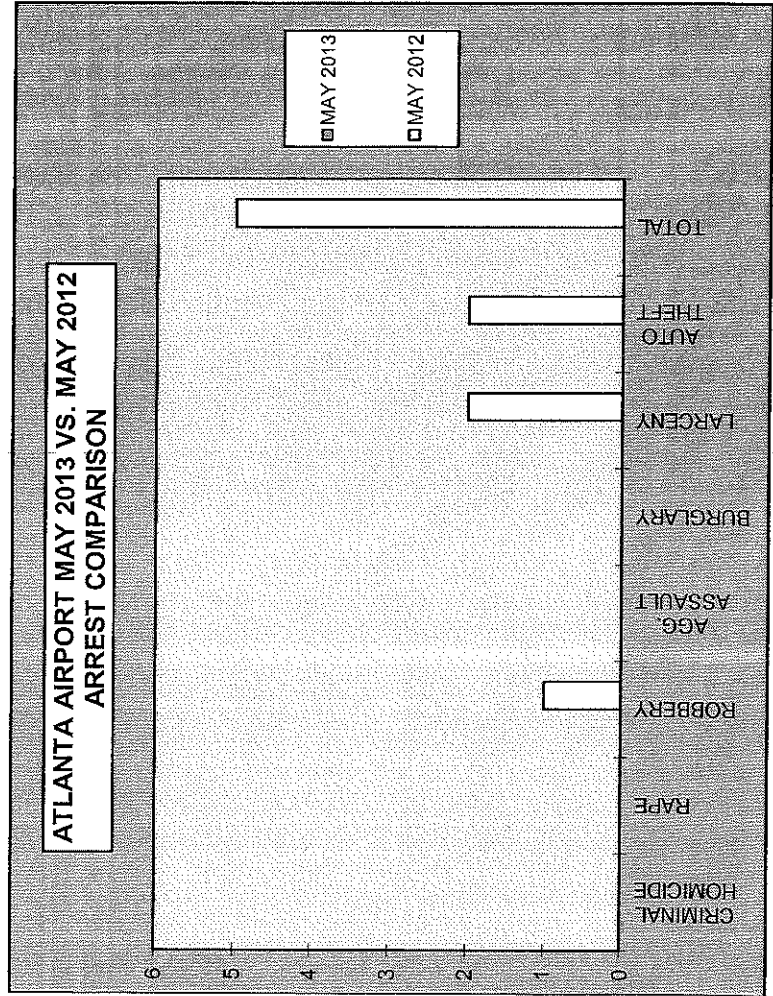
2013
ATLANTA AIRPORT
YEAR TO DATE CRIME COMPARISON

FIRST 5 MONTHS				
CRIME	JAN. - MAY 2013	JAN. - MAY 2012	# DIFFERENCE	% DIFFERENCE
CRIMINAL HOMICIDE	0	0	0	0%
RAPE	0	0	0	0%
ROBBERY	1	1	0	0%
AGG. ASSAULT	1	0	1	100%
BURGLARY	0	1	-1	-100%
RESIDENCE	0	0	0	0%
NON-RESIDENCE	0	1	-1	-100%
LARCENY	125	106	19	18%
POCKETPICKING	0	2	-2	-100%
PURSE SNATCHING	1	1	0	0%
SHOPLIFTING	0	5	-5	-100%
FROM MOTOR VEHICLES	11	12	-1	-8%
MOTOR VEH. PARTS/ACCESSORIES	6	13	-7	-54%
BICYCLES	2	0	2	100%
FROM BUILDINGS	42	27	15	56%
FROM COIN OPERATED MACHINES	0	3	-3	-100%
ALL OTHER	63	43	20	47%
AUTO THEFT	8	22	-14	-64%
TOTAL	135	130	5	4%




**2013
ATLANTA AIRPORT
ARREST COMPARISON**

MAY ARREST COMPARISON					
CRIME	MAY 2013	MAY 2012	# DIFFERENCE	% DIFFERENCE	
CRIMINAL HOMICIDE	0	0	0	0%	
RAPE	0	0	0	0%	
ROBBERY	0	1	-1	-100%	
AGG. ASSAULT	0	0	0	0%	
BURGLARY	0	0	0	0%	
LARCENY	0	2	-2	-100%	
AUTO THEFT	0	2	-2	-100%	
TOTAL	0	5	-5	-100%	



FIRST 5 MONTHS ARREST COMPARISON					
CRIME	2013 JAN - MAY	2012 JAN - MAY	# DIFFERENCE	% DIFFERENCE	
CRIMINAL HOMICIDE	0	0	0	0%	
RAPE	0	0	0	0%	
ROBBERY	1	1	0	0%	
AGG. ASSAULT	0	0	0	0%	
BURGLARY	0	0	0	0%	
LARCENY	2	9	-7	-78%	
AUTO THEFT	0	3	-3	-100%	
TOTAL	3	13	-10	-77%	



**2013
ATLANTA AIRPORT
CLEAR-UP RATE**

CRIME	ATLANTA AIRPORT MAY 2013 CLEAR-UP RATE	ATLANTA AIRPORT MAY 2012 CLEAR-UP RATE
CRIMINAL HOMICIDE	0%	0%
RAPE	0%	0%
ROBBERY	0%	100%
AGG. ASSAULT	0%	0%
BURGLARY	0%	0%
LARCENY	0%	4%
AUTO THEFT	25%	29%

