

FBI
UNIFORM CRIME REPORTING

ATLANTA POLICE DEPARTMENT

226 PEACHTREE STREET, SW

ATLANTA, GEORGIA 30303



NOVEMBER 2013

SUPPORT SERVICES DIVISION
INFORMATION SERVICES SECTION

TABLE OF CONTENTS

	Page
U. C. R. COMPARATIVE CRIME REPORT -----	1
RETURN A - MONTHLY RETURN OF OFFENSES KNOWN TO THE POLICE -----	2
PROPERTY STOLEN BY CLASSIFICATION -----	3
	3a
LAW ENFORCEMENT OFFICERS KILLED OR ASSAULTED -----	4
MONTHLY RETURN OF ARSON OFFENSES KNOWN TO LAW ENFORCEMENT -----	5
POLICE DISPOSITION OF JUVENILES -----	6
SUPPLEMENTARY HOMICIDE REPORT -----	7
SEX AND RACE OF PERSONS ARRESTED -----	8
	8a-8e
HOMICIDE COMPARISON REPORT -----	9
HOMICIDE BREAKDOWN REPORT -----	10
SEVEN MAJOR CRIMES - MONTHLY CRIME COMPARISON -----	11
SEVEN MAJOR CRIMES - YEAR TO DATE CRIME COMPARISON -----	12
SEVEN MAJOR CRIMES ARREST MONTHLY AND YEAR TO DATE COMPARISON -----	13
CRIMES AGAINST PERSONS MONTHLY AND YEAR TO DATE COMPARISON -----	14
CRIMES AGAINST PROPERTY MONTHLY AND YEAR TO DATE COMPARISON -----	15
CRIMES AGAINST PERSONS & PROPERTY MONTHLY COMPARISON BY ZONES -----	16
CRIMES AGAINST PERSONS & PROPERTY YEAR TO DATE COMPARISON BY ZONES -----	17
SEVEN MAJOR CRIMES MONTHLY CRIME COMPARISON BY ZONES -----	18
SEVEN MAJOR CRIMES - YEAR TO DATE CRIME COMPARISON BY ZONES -----	19
SEVEN MAJOR CRIMES - MONTHLY CRIME COMPARISON - ZONE 1 -----	20
SEVEN MAJOR CRIMES - YEAR TO DATE CRIME COMPARISON - ZONE 1 -----	21
SEVEN MAJOR CRIMES - MONTHLY CRIME COMPARISON - ZONE 2 -----	22
SEVEN MAJOR CRIMES - YEAR TO DATE CRIME COMPARISON - ZONE 2 -----	23
SEVEN MAJOR CRIMES - MONTHLY CRIME COMPARISON - ZONE 3 -----	24
SEVEN MAJOR CRIMES - YEAR TO DATE CRIME COMPARISON - ZONE 3 -----	25
SEVEN MAJOR CRIMES - MONTHLY CRIME COMPARISON - ZONE 4 -----	26
SEVEN MAJOR CRIMES - YEAR TO DATE CRIME COMPARISON - ZONE 4 -----	27
SEVEN MAJOR CRIMES - MONTHLY CRIME COMPARISON - ZONE 5 -----	28
SEVEN MAJOR CRIMES - YEAR TO DATE CRIME COMPARISON - ZONE 5 -----	29
SEVEN MAJOR CRIMES - MONTHLY CRIME COMPARISON - ZONE 6 -----	30
SEVEN MAJOR CRIMES - YEAR TO DATE CRIME COMPARISON - ZONE 6 -----	31
CLEAR-UP RATE COMPARISON -----	32
ATLANTA AIRPORT -----	33
RETURN A - MONTHLY RETURN OF OFFENSES KNOWN TO THE POLICE -----	34
PROPERTY STOLEN BY CLASSIFICATION -----	35
	35a
LAW ENFORCEMENT OFFICERS KILLED OR ASSAULTED -----	36
SEX AND RACE OF PERSONS ARRESTED -----	37
	37a-37e
SEVEN MAJOR CRIMES - MONTHLY CRIME COMPARISON -----	38
SEVEN MAJOR CRIMES - YEAR TO DATE CRIME COMPARISON -----	39
SEVEN MAJOR CRIMES ARREST MONTHLY AND YEAR TO DATE COMPARISON -----	40
CLEAR-UP RATE COMPARISON -----	41

NOVEMBER 2013
U.C.R. COMPARATIVE CRIME REPORT
SUPPORT SERVICES DIVISION
RECORDS SECTION

	<u>NOVEMBER 2013</u>		<u>NOVEMBER 2012</u>		<u>COMPARATIVE ACTUAL</u>	<u>% CHANGE ACTUAL</u>	<u>COMPARATIVE CLEARED</u>	<u>% CHANGE CLEARED</u>
	<u>ACTUAL</u>	<u>CLEARED</u>	<u>ACTUAL</u>	<u>CLEARED</u>				
MURDER	10	2	11	6	-1	-9%	-4	-67%
RAPE	6	4	7	4	-1	-14%	0	0%
ROBBERY	208	45	201	31	7	3%	14	45%
AGG. ASSAULT	177	117	221	159	-44	-20%	-42	-26%
BURGLARY - RESIDENCE	363		446		-83	-19%		
BURGLARY - NON-RESIDENCE	61	45	58	34	3	5%	11	32%
LARCENY - \$200 AND OVER	403		442		-39	-9%		
LARCENY - \$50 TO \$199	91	222	98	245	-7	-7%	-23	-9%
LARCENY - UNDER \$50	844		817		27	3%		
AUTO THEFT	309	35	471	25	-162	-34%	10	40%
TOTAL	2,472		2,772		-300	-11%		
AUTOS RECOVERED	115		106		9	8%		

	<u>2013 JANUARY - NOVEMBER</u>		<u>2012 JANUARY - NOVEMBER</u>		<u>COMPARATIVE ACTUAL</u>	<u>% CHANGE ACTUAL</u>	<u>COMPARATIVE CLEARED</u>	<u>% CHANGE CLEARED</u>
	<u>ACTUAL</u>	<u>CLEARED</u>	<u>ACTUAL</u>	<u>CLEARED</u>				
MURDER	77	52	78	64	-1	-1%	-12	-19%
RAPE	95	63	102	76	-7	-7%	-13	-17%
ROBBERY	2,162	457	2,061	507	101	5%	-50	-10%
AGG. ASSAULT	2,716	1,646	3,293	2,109	-577	-18%	-463	-22%
BURGLARY - RESIDENCE	4,597		4,908		-311	-6%		
BURGLARY - NON-RESIDENCE	819	457	719	568	100	14%	-111	-20%
LARCENY - \$200 AND OVER	4,846		5,156		-310	-6%		
LARCENY - \$50 TO \$199	1,020	2,733	1,208	3,091	-188	-16%	-358	-12%
LARCENY - UNDER \$50	9,920		9,434		486	5%		
AUTO THEFT	4,045	311	4,611	358	-566	-12%	-47	-13%
TOTAL	30,297		31,570		-1,273	-4%		
AUTOS RECOVERED	1,751		909		842	93%		

RETURN A - MONTHLY RETURN OF OFFENSES KNOWN TO THE POLICE

1-720b (Rev. 8-30-94)
OMB No. 1110-0001

This report is authorized by law Title 28, Section 534, U.S. Code. While you are not required to respond, your cooperation in forwarding this report by the 7th day after the close of the month to Uniform Crime Reports, Federal Bureau of Investigation, Washington, D.C. 20535, will assist in compiling comprehensive, accurate national crime figures on a timely basis.

1 CLASSIFICATION OF OFFENSES	2 Date Entry	3 OFFENSES REPORTED OR KNOWN TO POLICE (INCLUDE "UNFOUNDED" AND ATTEMPTS)	4 UNFOUNDED, I.E., FALSE OR BASELESS COMPLAINTS	5 NUMBER OF ACTUAL OFFENSES (COLUMN 2 MINUS COLUMN 3) INCLUDE ATTEMPTS	6 TOTAL OFFENSES CLEARED BY ARREST OR EXCEPTIONAL MEANS (INCLUDES COL 6)	7 NUMBER OF CLEARANCES INVOLVING ONLY PERSONS UNDER 18 YEARS OF AGE
1. CRIMINAL HOMICIDE						
a. MURDER AND NONNEGLIGENT HOMICIDE	11	10	0	10	2	0
b. MANSLAUGHTER BY NEGLIGENCE	12					
2. FORCIBLE RAPE TOTAL	20	10	4	6	4	0
a. Rape by Force	21	6	3	3	3	0
b. Attempts to commit Forcible Rape	22	4	1	3	1	0
3. ROBBERY TOTAL	30	210	2	208	45	6
a. Firearm	31	137	1	136	23	4
b. Knife or Cutting Instrument	32	4	0	4	1	0
c. Other Dangerous Weapon	33	16	1	15	3	0
d. Strong-Arm (Hands, Fists, Feet, etc.)	34	53	0	53	18	2
4. ASSAULT TOTAL	40	733	8	725	455	22
a. Firearm	41	67	5	62	27	0
b. Knife or cutting instrument	42	38	0	38	28	6
c. Other Dangerous Weapon	43	60	1	59	49	1
d. Strong-Arm	44	18	0	18	13	1
e. Other Assaults - Simple, Not Aggravated	45	550	2	548	338	14
5. BURGLARY TOTAL	50	430	6	424	45	3
a. Forcible Entry	51	341	4	337	33	2
b. Unlawful Entry - No Force	52	75	0	75	10	1
c. Attempted Forcible Entry	53	14	2	12	2	0
6. LARCENY THEFT TOTAL (except Motor Vehicle Theft)	60	1,350	12	1,338	222	11
7. MOTOR VEHICLE THEFT TOTAL	70	340	31	309	35	3
a. Autos	71	288	29	259	29	3
b. Trucks and Buses	72	43	2	41	5	0
c. Other Vehicles	73	9	0	9	1	0
GRAND TOTAL	77	3,083	63	3,020	808	45

CHECKING ANY OF THE APPROPRIATE BLOCKS BELOW WILL ELIMINATE YOUR NEED TO SUBMIT REPORTS WHEN THE VALUES ARE ZERO. THIS WILL ALSO AID THE NATIONAL PROGRAM IN ITS QUALITY CONTROL EFFORTS.

- NO SUPPLEMENTARY HOMICIDE REPORT SUBMITTED SINCE NO MURDERS, JUSTIFIABLE HOMICIDES, OR MANSLAUGHTER BY NEGLIGENCE OCCURRED IN THIS JURISDICTION DURING THE MONTH.
- NO SUPPLEMENT TO RETURN A REPORT SINCE NO CRIME OFFENSES OR RECOVERY OF PROPERTY REPORTED DURING THE MONTH.
- NO LAW ENFORCEMENT OFFICERS KILLED OR ASSAULTED REPORT SINCE NONE OF THE OFFICERS WERE ASSAULTED OR KILLED DURING THE MONTH.

- NO AGE, SEX, AND RACE OF PERSONS ARRESTED UNDER 18 YEARS OF AGE REPORT SINCE NO ARRESTS OF PERSONS WITHIN THIS AGE GROUP.
- NO AGE, SEX, AND RACE OF PERSONS ARRESTED 18 YEARS OF AGE AND OVER REPORT SINCE NO ARRESTS OF PERSONS WITHIN THIS AGE GROUP.
- NO MONTHLY RETURN OF ARSON OFFENSES KNOWN TO LAW ENFORCEMENT REPORT SINCE NO ARSONS OCCURRED.

DO NOT USE THIS SPACE	
RECORDED	INITIALS
EDITED	
ENTERED	
ADJUSTED	
LOCKED	

* TOTALS INCLUDE PREVIOUS OFFENSES

NOVEMBER 2013

Month and Year of Report

GAAPD 0000

Agency Identifier

DECEMBER 16, 2013

Date

ATLANTA POLICE DEPARTMENT - GEORGIA

Agency and State

Nail J. K...

LIEUTENANT

Prepared By

Title

George M. J... CHIEF

Chief, Commissioner, Sheriff, or Superintendent

PROPERTY STOLEN BY CLASSIFICATION

CLASSIFICATION	DATA ENTRY	Number of Actual Offenses (Column 4 Return A)	Monetary Value of Property Stolen
1. MURDER AND NONNEGLIGENT MANSLAUGHTER	12	10	\$ 0.00
2. FORCIBLE RAPE	20	6	\$ 200.00
3. ROBBERY			
(a) HIGHWAY (streets, alleys, etc.)	31	160	56,855.00
(b) COMMERCIAL HOUSE (except c, d, and f)	32	14	5,007,516.00
(c) GAS OR SERVICE STATION	33	2	2,031.00
(d) CONVENIENCE STORE	34	3	528.00
(e) RESIDENCE (anywhere on premises)	35	17	8,092.00
(f) BANK	36	3	80,600.00
(g) MISCELLANEOUS	37	9	9,532.00
TOTAL ROBBERY	30	208	\$ 5,165,154.00
5. BURGLARY - BREAKING OR ENTERING			
(a) RESIDENCE (dwelling)			
(1) NIGHT (6 p.m. - 6 a.m.)	51	99	89,481.00
(2) DAY (6 a.m. - 6 p.m.)	52	264	268,558.00
(3) UNKNOWN	53	0	0.00
(b) NON-RESIDENCE (store, office, etc.)			
(1) NIGHT (6 p.m. - 6 a.m.)	54	45	20,201.00
(2) DAY (6 a.m. - 6 p.m.)	55	16	4,185.00
(3) UNKNOWN	56	0	0.00
TOTAL BURGLARY	50	424	\$ 382,425.00
6. LARCENY - THEFT (Except Motor Vehicle Theft)			
(a) \$200 AND OVER	61	403	660,621.00
(b) \$50 TO \$200	62	91	9,394.00
(c) UNDER \$50	63	844	2,296.00
TOTAL LARCENY (Same as Item 6X)	60	1,338	\$ 672,311.00
7. MOTOR VEHICLE THEFT (Include Alleged Joy Ride)	70	309	\$ 432,653.00
GRAND TOTAL - ALL ITEMS	77		\$ 6,652,743.00
ADDITIONAL ANALYSIS OF LARCENY AND MOTOR VEHICLE THEFT			
6X. NATURE OF LARCENIES UNDER ITEM 6			
(a) POCKET-PICKING	81	6	601.00
(b) PURSE-SNATCHING	82	29 *	10,922.00
(c) SHOPLIFTING	83	194	22,506.00
(d) FROM MOTOR VEHICLES (except e)	84	693	371,281.00
(e) MOTOR VEHICLE PARTS AND ACCESSORIES	85	65	28,996.00
(f) BICYCLES	86	20	13,271.00
(g) FROM BUILDING (except c and h)	87	156	99,291.00
(h) FROM ANY COIN-OPERATED MACHINES (parking meters, etc.)	88	1	1.00
(i) ALL OTHER	89	174	125,442.00
TOTAL LARCENIES (Same as Item 6)	80	1,338	\$ 672,311.00
7X. MOTOR VEHICLES RECOVERED			
(a) STOLEN LOCALLY AND RECOVERED LOCALLY	91	93	
(b) STOLEN LOCALLY AND RECOVERED BY OTHER JURISDICTIONS	92	22	
(c) TOTAL LOCALLY STOLEN MOTOR VEHICLES RECOVERED (a & b)	93	115	
(d) STOLEN IN OTHER JURISDICTIONS AND RECOVERED LOCALLY	90	N/A	

SUPPLEMENT TO RETURN A
MONTHLY RETURN OF OFFENSES KNOWN TO THE POLICE

1-706 (Rev.8-30-94)
Form Approved
OMB No. 1110-0007

This report is authorized by law, Title 28, Section 534, U. S. Code. While you are not required to respond, your cooperation in submitting this report with the Return A will assist the FBI in compiling comprehensive, accurate figures on a timely basis.

This form deals with the nature of crime and the monetary value of property stolen and recovered. The total offenses recorded on the form should be the same as the number of actual offenses listed in Column 4 of the Return A for each crime class. Include attempted crimes on this form, but do not include unfounded offenses. If you cannot complete the report in all areas, please record as much information as is available. Tally sheets will be sent upon request.

PROPERTY BY TYPE AND VALUE

Type of Property (1)	Data Entry	Monetary Value of Property Stolen in Your Jurisdiction	
		Stolen (2)	Recovered (3)
(A) Currency, Notes, Etc.	01	\$ 211,906.00	\$ 0.00
(B) Jewelry and Precious Metals	02	5,193,951.00	0.00
(C) Clothing and Furs	03	52,329.00	0.00
(D) Locally Stolen Motor Vehicles	04	432,653.00	144,772.00
(E) Office Equipment	05	24,835.00	0.00
(F) Televisions, Radios, Stereos, Etc.	06	317,006.00	1.00
(G) Firearms	07	19,066.00	1.00
(H) Household Goods	08	21,197.00	0.00
(I) Consumable Goods	09	11,613.00	0.00
(J) Livestock	10	0.00	0.00
(K) Miscellaneous	11	368,187.00	0.00
TOTAL	00	\$ 6,652,743.00	\$ 144,774.00

The total of this column should agree with the Grand Total (DATA ENTRY 77) shown on page 2.

Include in this column all property recovered even though stolen in prior months. The above is an accounting for only that property stolen in your jurisdiction. This will include property recovered for you by other jurisdictions, but not property you recover for them.

DECEMBER 16, 2013

DATE

George W. Jones LIEUTENANT
PREPARED BY TITLE

Near J. K. ... CHIEF
CHIEF, COMMISSIONER, SHERIFF OR SUPERINTENDENT

NOVEMBER 2013

Month and Year of Report

GAAPD 0000

Agency Identifier

ATLANTA POLICE DEPARTMENT - GEORGIA

Agency and State

LAW ENFORCEMENT OFFICERS KILLED OR ASSAULTED

It is requested this report be completed and transmitted with monthly crime reports to: Director, Federal Bureau of Investigation, Uniform Crime Reports, Washington, D. C. 20535. This form should be used to report the number of your officers who were assaulted or killed in the line of duty during the month. Additional information concerning officers killed will be requested by a separate questionnaire.

OFFICERS KILLED Number of your law enforcement officers killed in the line of duty this month.	By felonious act 0 By accident or negligence 0
----------------------------------------------------------------------------------------------------------	-------------------------------------------------------------------------------------------------------------------------

Officers Assaulted (Do not include officers killed) - See other side for instructions.

Type of Activity	Total Assaults by Weapon A	Type of Weapon				Two-Officer Vehicle F	Type of Assignment						Police Assaults Cleared M	
		Firearm B	Knife or Other Cutting Instrument C	Other Dangerous Weapon D	Hands, Fists, Feet, etc. E		One-Officer Vehicle		Detective or Special Assign.		Other			
							Alone G	As-sisted H	Alone I	As-sisted J	Alone K	As-sisted L		
1. Responding to "Disturbance" calls (family quarrels, man with gun, etc.)	3				3			3						3
2. Burglaries in progress or pursuing burglary suspects	1	1						1						1
3. Robberies in progress or pursuing robbery suspects	0													
4. Attempting other arrests	0													
5. Civil disorder (riot, mass disobedience)	0													
6. Handling, transporting, custody of prisoners	9				9			7				2		9
7. Investigating suspicious persons or circumstances	1				1							1		1
8. Ambush - no warning	1	1										1		
9. Mentally deranged	0													
10. Traffic pursuits and stops	1				1		1							1
11. All Other	4			1	3		2					2		3
12. TOTAL (1-11)	20	2	0	1	17	0	3	11	0	0	4	2	18	
13. Number with personal injury	1	1												
14. Number without personal injury	19	1		1	17									
15. Time of assaults														
	AM	6	1		1									
	PM	4		3	2	2	1							

DO NOT WRITE HERE	
Recorded	Initials
Edited	
Punched	
Verified	
Adjusted	
DOJ/FBI	

12:01 2:00 4:00 6:00 8:00 10:00 12:00

NOVEMBER 2013
Month and Year

GAAPD 0000
Agency Identifier

ATLANTA POLICE DEPARTMENT
Agency

GEORGIA
State

Nail J K...
LIEUTENANT

George M. J...
CHIEF

Prepared By
Chief, Sheriff, Commissioner, Superintendent

MONTHLY RETURN OF ARSON OFFENSES KNOWN TO LAW ENFORCEMENT

DO-73 (2-11-82)
Form Approved
OMB No. 1110-000

This report is authorized by law Title 28, Section 534, United States Code, and the enactment of the fiscal year 1979, Department of Justice Authorization Bill S. 3151. While you are not required to respond, your cooperation in using this form to report all incidents of arson which become known to your department during the month will assist the FBI in compiling comprehensive, accurate data on a timely basis. Instructions appear on reverse side.

1		2	3	4	5	6	7	8
PROPERTY CLASSIFICATION		Offenses Reported or Known to Police (Include Unfounded and Attempts)	Unfounded, i.e. False or Baseless Complaints	Number of Actual Offenses (Column 2 Minus Column 3 (Include Attempts))	Total Offenses Cleared by Arrest or Exceptional Means (Include Column 6)	Number of Clearances Involving Only Persons Under 18 Years of Age	Offenses Where Structures Uninhabited Abandoned, or not Normally In Use	Estimated Value of Property Damage
STRUCTURAL	A. Single Occupancy Residential: Houses, Townhouses, Duplexes, etc.	8	8					\$
	B. Other Residential: Apartments, Tenements, Flats, Hotels, Motels, Inns, Dormitories, Boarding Houses, etc.	3	3					\$
	C. Storage: Barns, Garages, Warehouses, etc.							\$
	D. Industrial/Manufacturing							\$
	E. Other Commercial: Stores, Restaurants, Offices, etc.	2	1	1			1	\$ 3,000.
	F. Community/Public: Churches, Jails, Schools, Colleges, Hospitals, etc.							\$
	G. All Other Structure: Out Buildings, Monuments, Buildings Under Construction, etc.	2	1	1			1	\$ 5,000.
	TOTAL STRUCTURE	15	13	2			2	\$ 8,000.
MOBILE	H. Motor Vehicles: Automobiles, Trucks, Buses, Motorcycles, etc.: UCR Definition	1		1				\$ 5,000.
	I. Other Mobile Property: Trailers, Recreational Vehicles, Airplanes, Boats, etc.							\$
	TOTAL MOBILE	1		1				\$ 5,000.
J. TOTAL OTHER Crops, Timber, Fences, Signs, etc.								\$
GRAND TOTAL		16	13	3			2	\$ 13,000.

Agency Identifier GAAPD 0000 Month NOVEMBER 2013
 Agency ATLANTA POLICE DEPARTMENT State GEORGIA
 Prepared by Near J. Koon LIEUTENANT
George M. ... CHIEF
 Chief, Commissioner, Sheriff, or Superintendent

DO NOT WRITE HERE	
Recorded	
Edited	
Entered	
Adjusted	
Corres.	

AGENCY IDENTIFIER GAAPD 0000 REPORTING PERIOD NOVEMBER 2013

AGENCY NAME ATLANTA POLICE DEPARTMENT

POLICE DISPOSITION OF JUVENILES

-Not to include neglect or traffic cases-

1. Handled within Department and released.
(Warning, released to parents, etc.)

2. Referred to juvenile court or probation department.

3. Referred to welfare agency.

4. Referred to other police agency.

5. Referred to criminal or adult court.

TOTAL

88

1

89

DECEMBER 12, 2013

DATE

Nail S. Kosty LIEUTENANT
PREPARED BY TITLE

George N. J. CHIEF
APPROVED BY TITLE

GCIC USE ONLY

Recorded	_____
Reviewed	_____
Punched	_____
Verified	_____

RETURN TO:

Georgia Crime Information Center/Uniform Crime Reporting
P. O. Box 1456
Atlanta, Georgia 30301

Return on or before the 7th of the following month.

GCIC/UCR-012 (9/74)

PAGE 1 OF 1
SUPPLEMENTARY HOMICIDE REPORT

1-704 (Rev. 4-24-95)
Form Approved
OMB No. 1110-0002

This report is authorized by law Title 28, Section 534, United States Code. While you are not required to respond, your cooperation in using this form to list data pertaining to all homicides reported on your Return A will assist the FBI in compiling comprehensive, accurate data regarding this important classification on a timely basis.

1a. Murder and Nonnegligent Manslaughter

List below specific information for all offenses shown in item 1a of the monthly Return A. In addition, list all justifiable killings of felons by a citizen or by a peace officer in the line of duty. A brief explanation in the circumstances column regarding unfounded homicide offenses will aid the national Uniform Crime Reporting Program in editing the reports.

Incident	Situation*	Victim **				Offender**				Data Code		Weapon Used (Handgun, Rifle, Shotgun, Club, Poison, etc.)	Relationship of Victim to Offender (Husband, Wife, Son, Father, Acquaintance, Neighbor, Stranger, etc.)	Circumstances (Victim shot by robber, robbery victim shot robber, killed by patron during barroom brawl, etc.)
		Age	Sex	Race	Ethnicity	Age	Sex	Race	Ethnicity	Do Not Write In These Spaces				
	B	23	M	B	N							SHOTGUN	UNKNOWN	OTHER
	B	54	M	A	N							HANDGUN	UNKNOWN	OTHER
	B	22	M	B	N							HANDGUN	UNKNOWN	OTHER
	B	51	M	W	N							KNIFE	UNKNOWN	OTHER
	A	47	F	B	N	43	M	B	N			HANDGUN - 38 CAL.	OTHER - KNOWN TO VICTIM	OTHER ARGUMENTS
	F	37	M	B	N							HANDGUN	UNKNOWN	OTHER
	F	24	M	B	N							HANDGUN	UNKNOWN	OTHER
	F	56	M	B	N							HANDGUN	UNKNOWN	OTHER
	B	30	M	B	N							HANDGUN - 45 CAL.	UNKNOWN	OTHER
	B	43	F	B	N							HANDGUN	UNKNOWN	OTHER

*
** - See reverse side for explanation

-7-

NOVEMBER 2013
Month and Year
ATLANTA POLICE DEPARTMENT
Agency

GAAPD 0000
Agency Identifier
GEORGIA
State

Nail J Klay
Prepared By
George N. J.
Chief, Sheriff, Commissioner, Superintendent

LIEUTENANT
Title
CHIEF

SSD/12-16-13

DO NOT WRITE HERE	
Recorded	
Edited	
Punched	
Verified	
Adjusted	

**ATLANTA POLICE DEPARTMENT
AGE, SEX, AND RACE OF PERSONS ARRESTED
17 YEARS OF AGE AND OVER**

MONTH NOVEMBER

YEAR 2013

CLASSIFICATION OF OFFENSES	SEX	AGE OF PERSON ARRESTED															TOTAL	RACE				ETHNIC			
		17	18	19	20	21	22	23	24 29	30 34	35 39	40 44	45 49	50 54	55 59	60 64		65 UP	White	Black	Native Amer.	Asian/Pacific	Whi. Hispanic	Blck Hispanic	
Murder/Nonnegligent Manslaughter	01a	M							1									1							
	F																	0		1					
Manslaughter by Negligence	01b	M																0							
	F																	0							
Forcible Rape	02	M			1			1										2							
	F																	0		2					
Robbery	03	M	1	1	3	2	1	1	1	10	4	1	1	3	1			30							
	F			1		1		1					1					4	2	32					
Aggravated Assault	04	M	1	1	2	1	1	4	1	6	9	5	3	6	5	3	2	50							
	F			2	1				1	7	6	2	4	4				27	9	66		2			
Burglary- Breaking or Entering	05	M	1		1		2	1	1	2	4	1	3	3		2	1	22							
	F									1				1				2	3	21					
Larceny - Theft (except Motor Vehicle Theft)	06	M	6	9	3	3	2	6	6	18	15	14	16	23	22	5	5	1	154						
	F	1	3	2	2	1	3	1	4	8	4	6	4	4	3	1			47	36	164		1		
Motor Vehicle Theft	07	M	2	2			1		1	2	1	2	1	1	1			14							
	F									1	2	1						4		18					
Other Assaults	08	M	2	3	7	3	7	2	8	37	24	22	12	9	12	7	1	1	157						
	F	1	4	1	7	2			3	8	6	8	4	3	3	2	2		54	28	180		3		
Arson	09	M																0							
	F																	0							
Forgery and Counterfeiting	10	M				2	2	1	1	2	2		2	2	2	1		17							
	F			1							1					1		3	1	19					
Fraud	11	M			1	2		2	1	2	5	5	3	1	2		1	1	26						
	F				1		2	1	2	2	1	2		1					12	9	28		1		
Embezzlement	12	M				1					1	1						3							
	F									1								1	2	2					
Stolen Property; Buying, Receiving, Possessing	13	M			3		2	1	4	5	2		2	1	1			21							
	F									3								3	2	22					
Vandalism	14	M		2					1	4	2	1		2		1	1	14							
	F	1		1		2			1		1		1			1		8	5	17					
Weapons	15	M	1		3	1	2	2	1	9	5	2	1	1			1	29							
	F					2				1								3		31		1			

ATLANTA POLICE DEPARTMENT
 AGE, SEX, AND RACE OF PERSONS ARRESTED
 17 YEARS OF AGE AND OVER

MONTH NOVEMBER

YEAR 2013

CLASSIFICATION OF OFFENSES	SEX	AGE OF PERSON ARRESTED															TOTAL	RACE				ETHNIC					
		17	18	19	20	21	22	23	24 29	30 34	35 39	40 44	45 49	50 54	55 59	60 64		65 UP	White	Black	Native Amer.	Asian/Pacific	Whi. Hispanic	Blck Hispanic			
Prostitution and Commercialized Vice	M						1	1		1		1				1		5									
	F						2		2		2	2		1	1			10	2	12			1				
Sex Offenses (except Rape and Prostitution)	M			1		1	2	1	6	8	6	6	5	13	17	6		72									
	F				1				1	2	2	1	1		1			9	8	73							
Drug Abuse Violations Grand Total	M	1	8	5	12	10	12	16	64	41	33	19	18	17	7	4	0	267									
	F	0	2	1	1	2	4	4	11	4	1	3	4	0	2	1	0	40	31	273	0	3	0	0			
(1) Sale/Manufacturing Subtotal	M	0	1	0	1	1	2	2	6	4	6	2	2	1	0	1	0	29									
	F	0	0	0	0	1	0	0	1	1	0	0	1	0	0	0	0	4	5	28	0	0	0	0			
Opium or Cocaine and their derivatives	M								1	1	1							3									
	F																	0		3							
Marijuana	M				1		2	2		2	1	1	1					10									
	F											1						1	1	10							
Synthetic Narcotics	M					1			1									2									
	F																	0		2							
Other Dangerous Non-Narcotic Drugs	M		1						4	3	3	1	1			1		14									
	F					1			1	1								3	4	13							
(2) Possession Subtotal	M	1	7	5	11	9	10	14	58	37	27	17	16	16	7	3	0	238									
	F	0	2	1	1	1	4	4	10	3	1	3	3	0	2	1	0	36	26	245	0	3	0	0			
Opium or Cocaine and their derivatives	M		1		1		1	3	11	6	6	7	9	9	5	2		61									
	F				1			1	1			1	2		1	1		8	14	55							
Marijuana	M	1	6	5	10	9	9	11	45	30	21	9	7	7	2	1		173									
	F		2	1		1	4	3	9	3	1	2	1		1			28	10	188			3				
Synthetic Narcotics	M																	0									
	F																	0									
Other Dangerous Non-Narcotic Drugs	M								2	1		1						4									
	F																	0		2	2						
Gambling Total	M	0	0	0	0	0	0	0	0	0	0	0	0	0	1	0	0	0	1								
	F	0	0	0	1	0	0	0	0	0	0	0	0	0	0	0	0	0	1	0	2	0	0	0	0		
Bookmaking	M																	0									
	F																	0									
Numbers and Lottery	M																	0									
	F																	0									

-8a-

ATLANTA POLICE DEPARTMENT
AGE, SEX, AND RACE OF PERSONS ARRESTED
17 YEARS OF AGE AND OVER

MONTH NOVEMBER

YEAR 2013

CLASSIFICATION OF OFFENSES	SEX	AGE OF PERSON ARRESTED																TOTAL	RACE				ETHNIC	
		17	18	19	20	21	22	23	24 29	30 34	35 39	40 44	45 49	50 54	55 59	60 64	65 UP		White	Black	Native Amer.	Asiani/Pacific	Whi. Hispanic	Blck Hispanic
All Other Gambling	M												1				1							
	F				1													1						
Offenses Against Family And Children	M							1	1									2		2				
	F							1	1									2		4				
Driving Under the Influence	M		1				2	3	17	16	4	6	5	5	2	4	1	66						
	F							4	8	8	5	5						30	35	59		2		
Liquor Laws	M			1	1	2	2	1	9	9	8	14	18	24	17	7	7	120						
	F			1		1			1	1	5	3		2				14	16	117		1		
Drunkenness	M				1	2	4	3	14	9	6	5	3	15	7	3		72						
	F								5	3	2		1	1			1	13	33	51		1		
Disorderly Conduct	M		1	4	5	3	5	3	33	11	12	11	16	23	10	5		142						
	F	1		1	2	1	5	1	6	8	2	3	7	5	1			43	19	166				
Vagrancy	M					1			3	5	4	6	5	10	3		2	39						
	F												1					2						
All Other Offenses (except Traffic)	M	2	6	11	5	5	6	7	45	33	21	19	39	27	13	6	3	248	1	39		1		
	F		1	1		2	2	3	8	7	4	7	4	3	1	1		44	49	241	1	1		
Suspicion	M																	0						
	F																	0						
TOTAL		21	47	56	55	57	74	79	362	268	188	166	198	201	107	53	18	1950	291	1640	1	18	0	0

-8b-

NOVEMBER 2013

Month and Year of Report

GAAPD 0000

Agency Identifier

DECEMBER 16, 2013

Date

Nail J. K...

Prepared By

LIEUTENANT

Title

ATLANTA POLICE DEPARTMENT - GEORGIA

Agency and State

Blongel M. J...

Chief, Commissioner, Sheriff, or Superintendent

CHIEF

**ATLANTA POLICE DEPARTMENT
AGE, SEX, AND RACE OF PERSONS ARRESTED
16 YEARS OF AGE AND UNDER**

MONTH NOVEMBER

YEAR 2013

CLASSIFICATION OF OFFENSES	SEX	AGE						RACE				ETHNIC		
		0 9	10 12	13 14	15	16	TOTAL	White	Black	Native Amer.	Asian/Pacific	Whi. Hispanic	Blck Hispanic	
Murder/Nonnegligent Manslaughter	01a	M					0							
	F						0							
Manslaughter by Negligence	01b	M					0							
	F						0							
Forcible Rape	02	M					0							
	F						0							
Robbery	03	M			6	3	1	10						
	F			1			1		11					
Aggravated Assault	04	M		2	1		2	5						
	F						2	2		7				
Burglary- Breaking or Entering	05	M			4	2	3	9						
	F						0	0		9				
Larceny - Theft (except Motor Vehicle Theft)	06	M		1	4	1	2	8						
	F			1	1	1	3	3		11				
Motor Vehicle Theft	07	M			4	2	5	11						
	F						0	0		11				
Other Assaults	08	M		3	1	2	2	8						
	F					1	1	2		10				
Arson	09	M					0	0						
	F						0	0						
Forgery and Counterfeiting	10	M					0	0						
	F						0	0						
Fraud	11	M					0	0						
	F						0	0						
Embezzlement	12	M					0	0						
	F						0	0						
Stolen Property, Buying, Receiving, Possessing	13	M			1	1	3	5						
	F						0	0		5				
Vandalism	14	M					2	2						
	F						0	0		2				
Weapons	15	M					0	0						
	F						0	0						
Prostitution and Commercialized Vice	16	M					0	0						
	F						0	0						

-28-

ATLANTA POLICE DEPARTMENT
 AGE, SEX, AND RACE OF PERSONS ARRESTED
 16 YEARS OF AGE AND UNDER

MONTH NOVEMBER

YEAR 2013

CLASSIFICATION OF OFFENSES	SEX	AGE						RACE				ETHNIC		
		09	1012	1314	15	16	TOTAL	White	Black	Native Amer.	Asian/Pacific	Whi. Hispanic	Blck Hispanic	
Sex Offenses (except Rape and Prostitution)	17	M					1	1						
	F						0		1					
Drug Abuse Violations Grand Total	18	M	1	0	1	0	4	6						
	F	0	0	0	1	0	1	0	7	0	0	0	0	0
(1) Sale/Manufacturing Subtotal	180	M	0	0	0	0	0	0	0	0	0	0	0	0
	F	0	0	0	0	0	0	0	0	0	0	0	0	0
Opium or Cocaine and their Derivatives	a	M						0						
	F							0						
Marijuana	b	M						0						
	F							0						
Synthetic Narcotics	c	M						0						
	F							0						
Other Dangerous Non-Narcotic Drugs	d	M						0						
	F							0						
(2) Possession Subtotal	185	M	1	0	1	0	4	6						
	F	0	0	0	1	0	1	0	7	0	0	0	0	0
Opium or Cocaine and their Derivatives	e	M						0						
	F							0						
Marijuana	f	M	1		1		4	6						
	F				1		1	0	7					
Synthetic Narcotics	g	M						0						
	F							0						
Other Dangerous Non-Narcotic Drugs	h	M						0						
	F							0						
Gambling Total	19	M	0	0	0	0	0	0						
	F	0	0	0	0	0	0	0	0	0	0	0	0	0
Bookmaking	a	M						0						
	F							0						
Numbers and Lottery	b	M						0						
	F							0						
All Other Gambling	c	M						0						
	F							0						
Offenses Against Family and Children	20	M						0						
	F							0						

- 88 -

ATLANTA POLICE DEPARTMENT
 AGE, SEX, AND RACE OF PERSONS ARRESTED
 16 YEARS OF AGE AND UNDER

MONTH NOVEMBER

YEAR 2013

CLASSIFICATION OF OFFENSES	SEX	AGE						RACE				ETHNIC	
		09	1012	1314	15	16	TOTAL	White	Black	Native Amer.	Asian/Pacific	Whi. Hispanic	Blck Hispanic
Driving Under the Influence	M						0						
	F						0						
Liquor Laws	M						0						
	F						0						
Drunkenness	M						0						
	F						0						
Disorderly Conduct	M				1	1	2						
	F			1	1		2		4				
Vagrancy	M						0						
	F						0						
All Other Offenses (except Traffic)	M				5	2	7						
	F				1		1		8				
Suspicion	M						0						
	F						0						
Curfew and Loitering	M				2		2						
	F		1				1		3				
Run-Aways	M						0						
	F						0						
Total			18	25	24	31	89	0	89	0	0	0	0

-8e-

NOVEMBER 2013

Month and Year of Report

GAAPD 0000

Agency Identifier

DECEMBER 16, 2013

Date

ATLANTA POLICE DEPARTMENT - GEORGIA

Agency and State

Walter J. King LIEUTENANT
 Prepared By

George W. Jones CHIEF
 Chief, Commissioner, Sheriff, or Superintendent

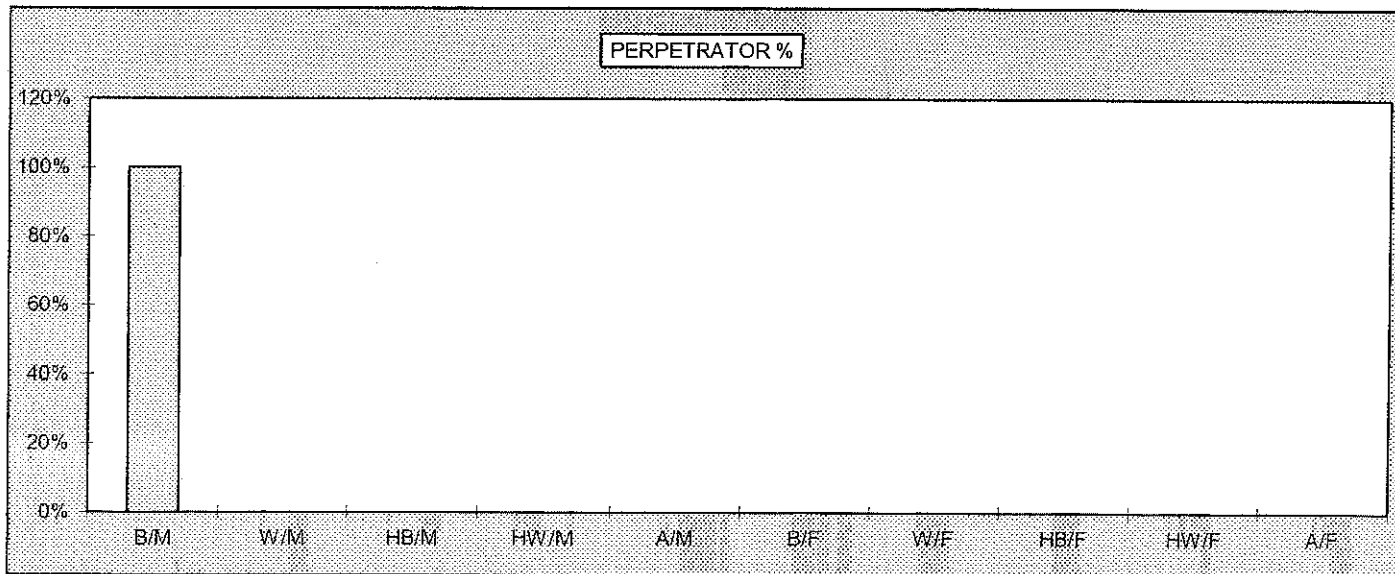
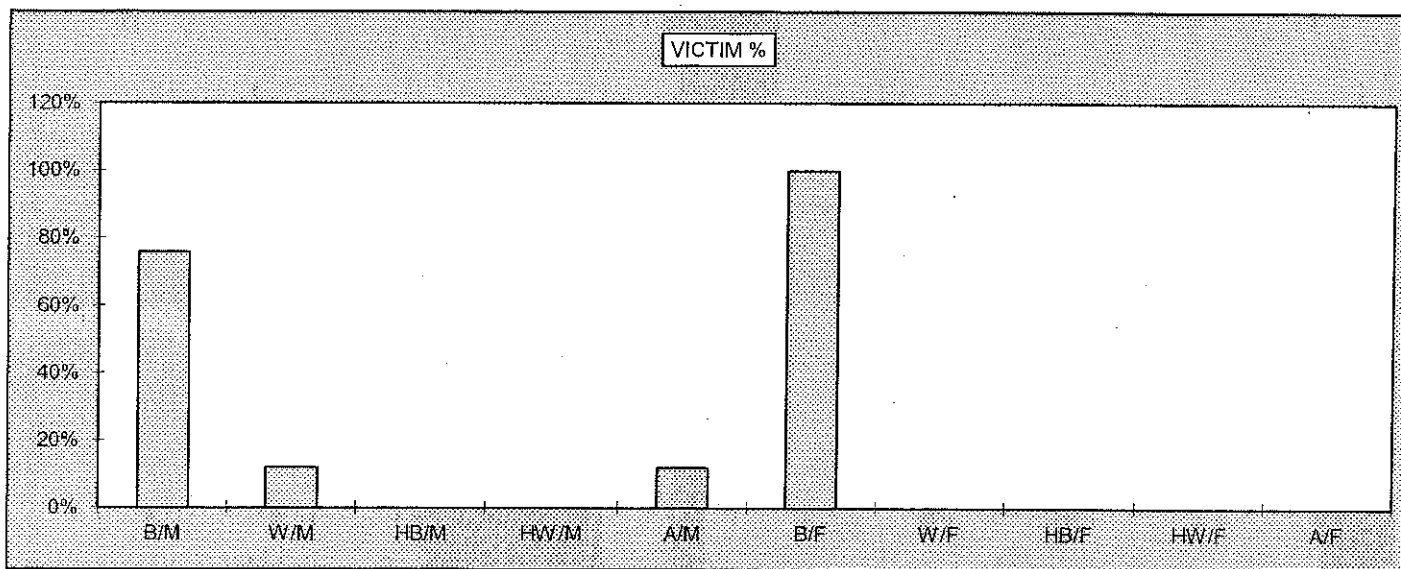
**2013
NOVEMBER HOMICIDE COMPARISON
BY RACE, SEX, AND ETHNIC ORIGIN**

	VICTIM	PERPETRATOR
B/M	6	1
W/M	1	0
HB/M	0	0
HW/M	0	0
A/M	1	0
TOTAL MALES	8	1
B/F	2	0
W/F	0	0
HB/F	0	0
HW/F	0	0
A/F	0	0
TOTAL FEMALES	2	0
TOTAL	10	1

	VICTIM %	PERPETRATOR %
B/M	76%	100%
W/M	12%	0%
HB/M	0%	0%
HW/M	0%	0%
A/M	12%	0%

B/F	100%	0%
W/F	0%	0%
HB/F	0%	0%
HW/F	0%	0%
A/F	0%	0%

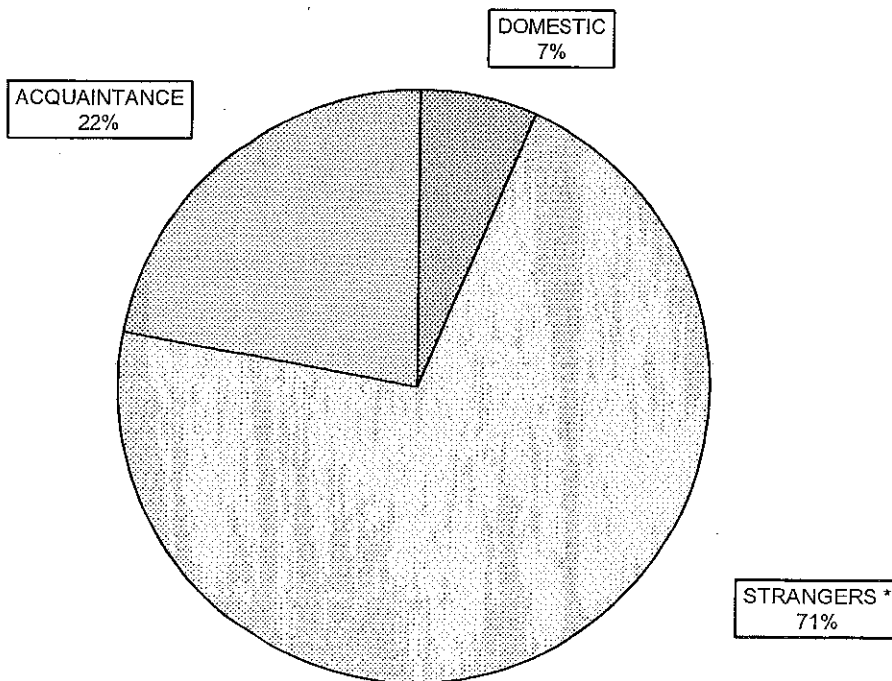
PERPETRATOR UNKNOWN FOR 9 HOMICIDES



2013
HOMICIDE BREAKDOWN
YEAR TO DATE

NOVEMBER							
MONTH	ACTUAL	DOMESTIC	%	STRANGERS *	%	ACQUAINTANCE	%
JANUARY	7	0	0%	5	71%	2	29%
FEBRUARY	7	2	29%	5	71%	0	0%
MARCH	3	0	0%	3	100%	0	0%
APRIL	6	0	0%	4	67%	2	33%
MAY	5	0	0%	5	100%	0	0%
JUNE	8	1	12%	5	63%	2	25%
JULY	8	0	0%	5	63%	3	37%
AUGUST	9	1	11%	5	56%	3	33%
SEPTEMBER	6	1	17%	4	66%	1	17%
OCTOBER	8	0	0%	5	63%	3	37%
NOVEMBER	10	0	0%	9	90%	1	10%
DECEMBER							
TOTAL	77	5	7%	55	71%	17	22%

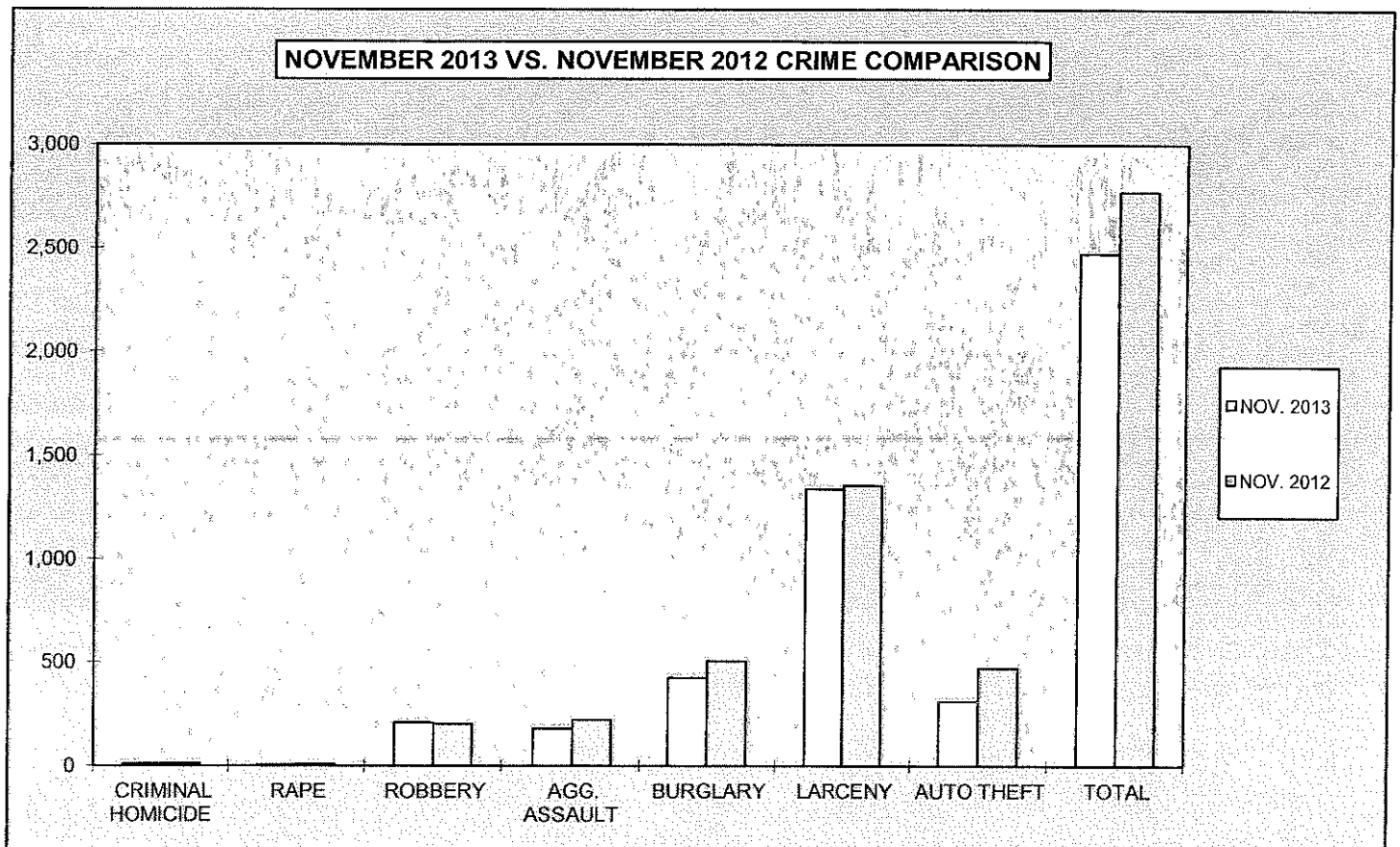
HOMICIDE BREAKDOWN BY VICTIM/OFFENDER RELATIONSHIP



* UNKNOWN INCLUDED IN WITH STRANGERS

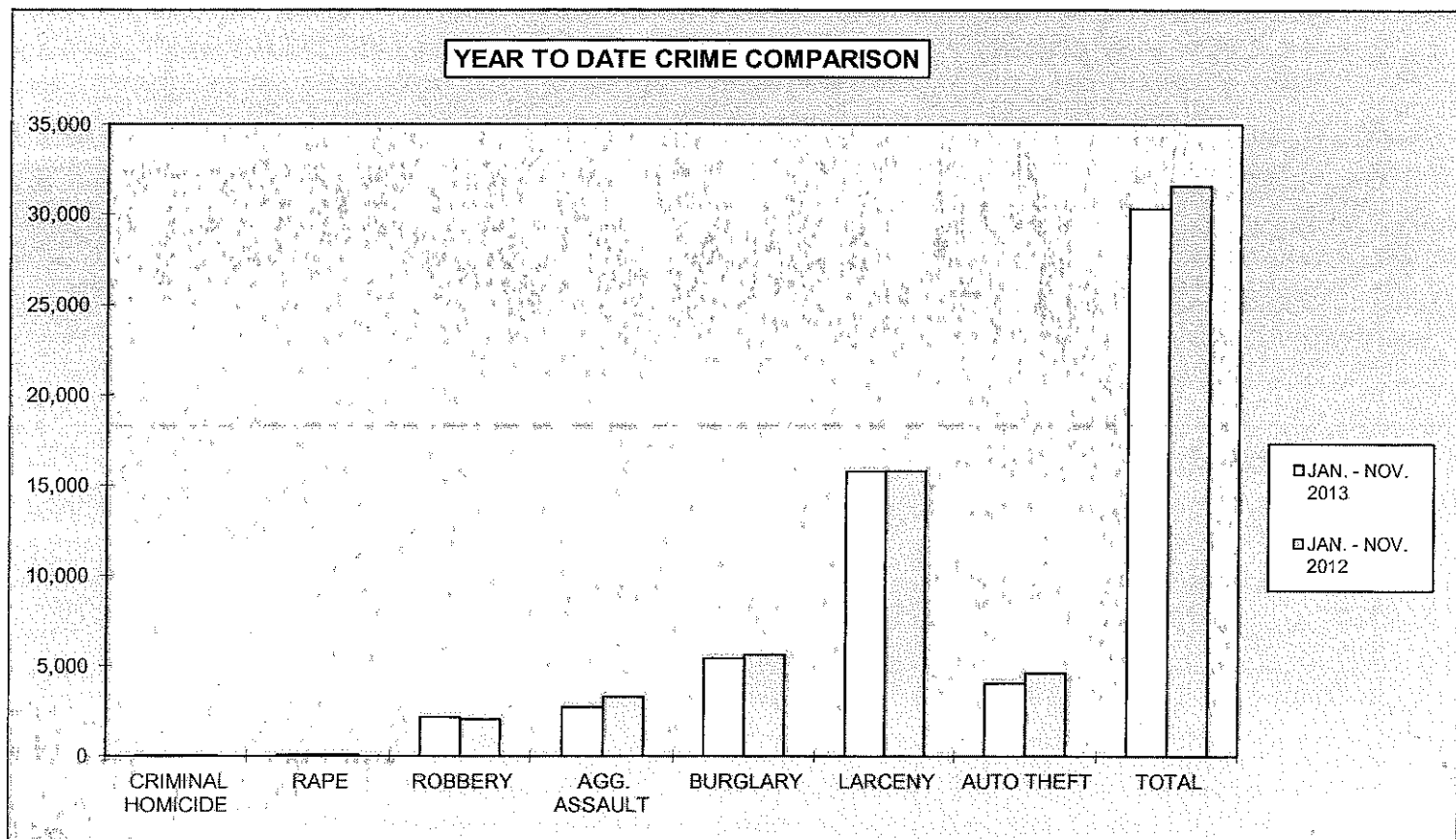
**2013
MONTHLY CRIME COMPARISON**

CRIME	NOV. 2013	NOV. 2012	# DIFFERENCE	% DIFFERENCE
CRIMINAL HOMICIDE	10	11	-1	-9%
RAPE	6	7	-1	-14%
ROBBERY	208	201	7	3%
AGG. ASSAULT	177	221	-44	-20%
BURGLARY	424	504	-80	-16%
RESIDENCE	363	446	-83	-19%
NON-RESIDENCE	61	58	3	5%
LARCENY	1,338	1,357	-19	-1%
POCKETPICKING	6	15	-9	-60%
PURSE SNATCHING	29	30	-1	-3%
SHOPLIFTING	194	220	-26	-12%
FROM MOTOR VEHICLES	693	634	59	9%
MOTOR VEH. PARTS/ACCESSORIES	65	114	-49	-43%
BICYCLES	20	6	14	233%
FROM BUILDINGS	156	139	17	12%
FROM COIN OPERATED MACHINES	1	6	-5	-83%
ALL OTHER	174	193	-19	-10%
AUTO THEFT	309	471	-162	-34%
TOTAL	2,472	2,772	-300	-11%



**2013
YEAR TO DATE CRIME COMPARISON**

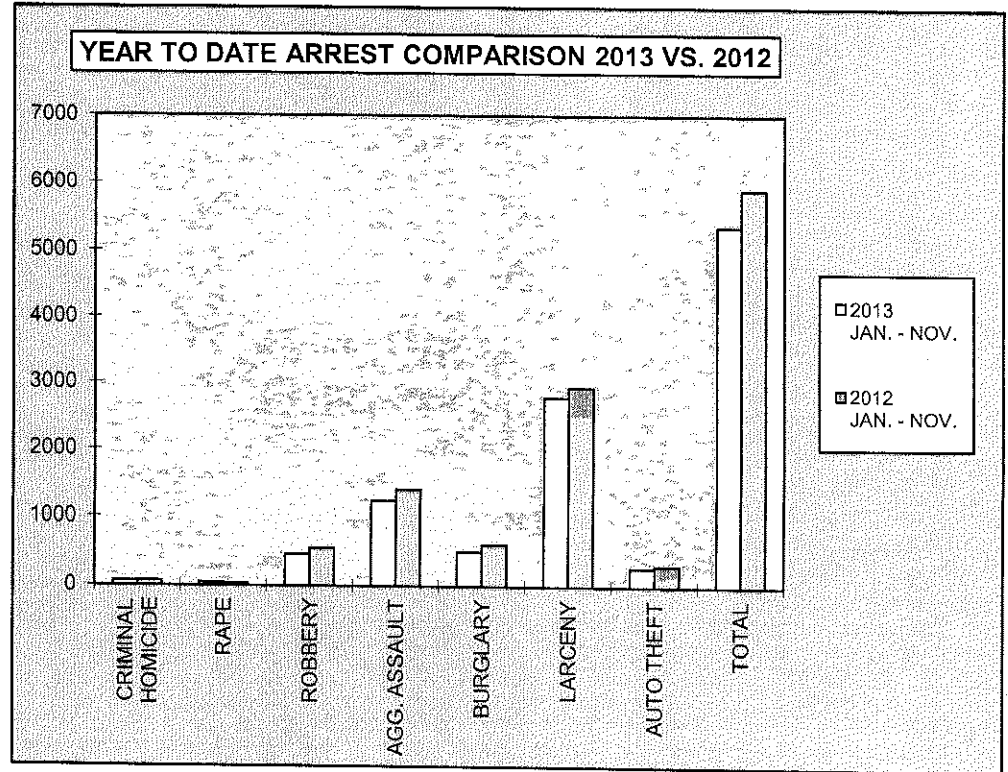
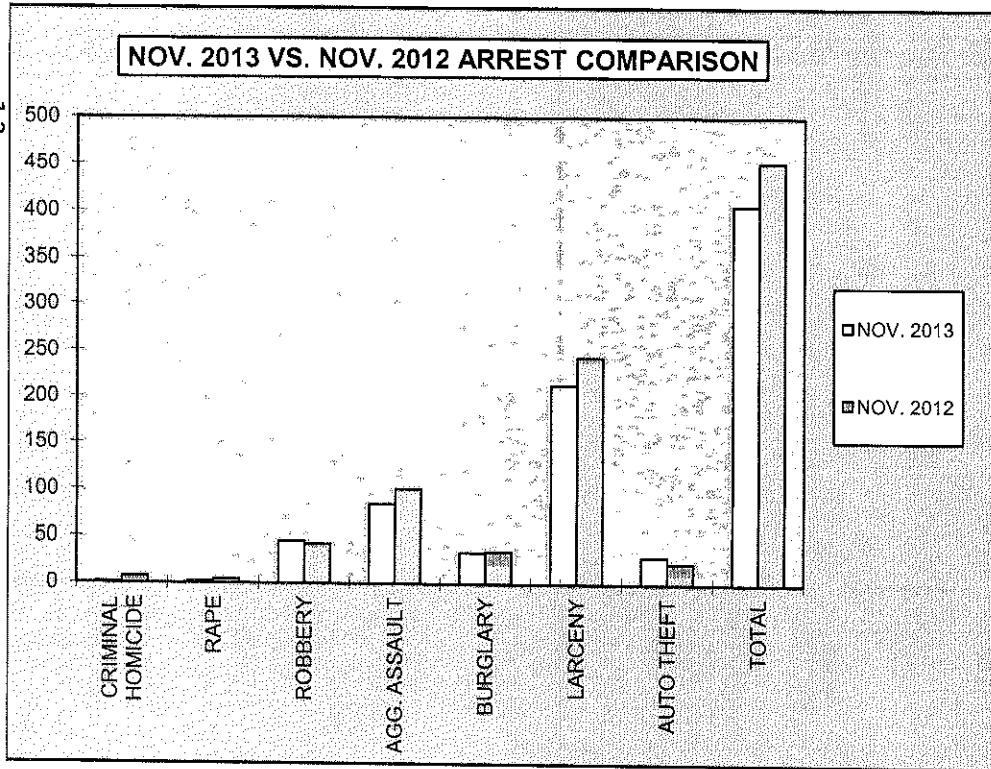
FIRST 11 MONTHS					
CRIME	JAN. - NOV. 2013	JAN. - NOV. 2012	# DIFFERENCE	% DIFFERENCE	
CRIMINAL HOMICIDE	77	78	-1	-1%	
RAPE	95	102	-7	-7%	
ROBBERY	2,162	2,061	101	5%	
AGG. ASSAULT	2,716	3,293	-577	-18%	
BURGLARY	5,416	5,627	-211	-4%	
RESIDENCE	4,597	4,908	-311	-6%	
NON-RESIDENCE	819	719	100	14%	
LARCENY	15,786	15,798	-12	0%	
POCKETPICKING	98	99	-1	-1%	
PURSE SNATCHING	455	416	39	9%	
SHOPLIFTING	2,347	2,562	-215	-8%	
FROM MOTOR VEHICLES	7,294	6,531	763	12%	
MOTOR VEH. PARTS/ACCESSORIES	1,191	1,491	-300	-20%	
BICYCLES	232	162	70	43%	
FROM BUILDINGS	1,651	1,774	-123	-7%	
FROM COIN OPERATED MACHINES	18	24	-6	-25%	
ALL OTHER	2,500	2,739	-239	-9%	
AUTO THEFT	4,045	4,611	-566	-12%	
TOTAL	30,297	31,570	-1,273	-4%	



**2013
ARREST COMPARISON**

NOVEMBER ARREST COMPARISON				
CRIME	NOV. 2013	NOV. 2012	# DIFFERENCE	% DIFFERENCE
CRIMINAL HOMICIDE	1	7	-6	-86%
RAPE	2	4	-2	-50%
ROBBERY	45	42	3	7%
AGG. ASSAULT	84	100	-16	-16%
BURGLARY	33	34	-1	-3%
LARCENY	212	243	-31	-13%
AUTO THEFT	29	22	7	32%
TOTAL	406	452	-46	-10%

FIRST 11 MONTHS ARREST COMPARISON				
CRIME	2013 JAN. - NOV.	2012 JAN. - NOV.	# DIFFERENCE	% DIFFERENCE
CRIMINAL HOMICIDE	63	68	-5	-7%
RAPE	45	33	12	36%
ROBBERY	465	553	-88	-16%
AGG. ASSAULT	1,230	1,396	-166	-12%
BURGLARY	508	615	-107	-17%
LARCENY	2,779	2,932	-153	-5%
AUTO THEFT	273	308	-35	-11%
TOTAL	5,363	5,905	-542	-9%

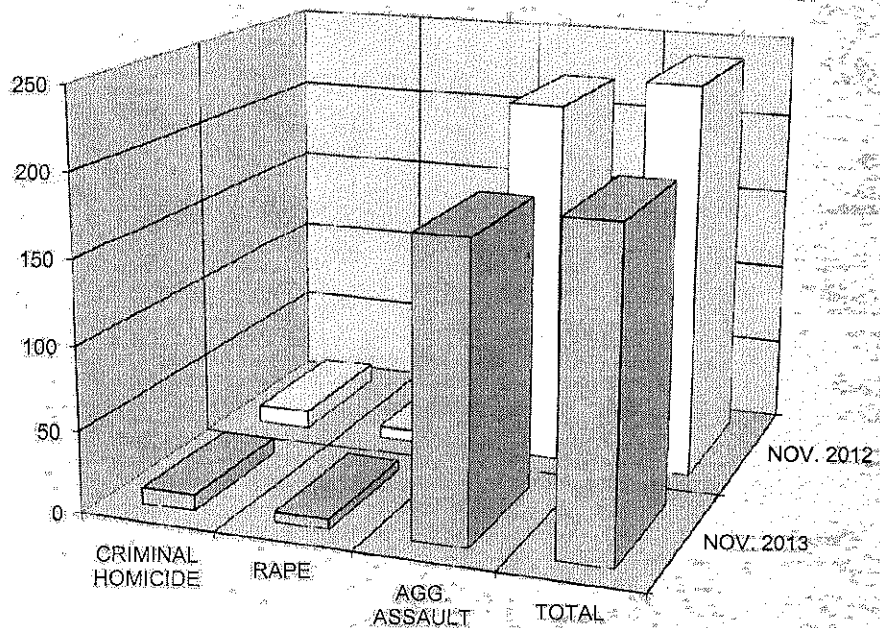


**2013
CRIME COMPARISON
CRIMES AGAINST PERSONS**

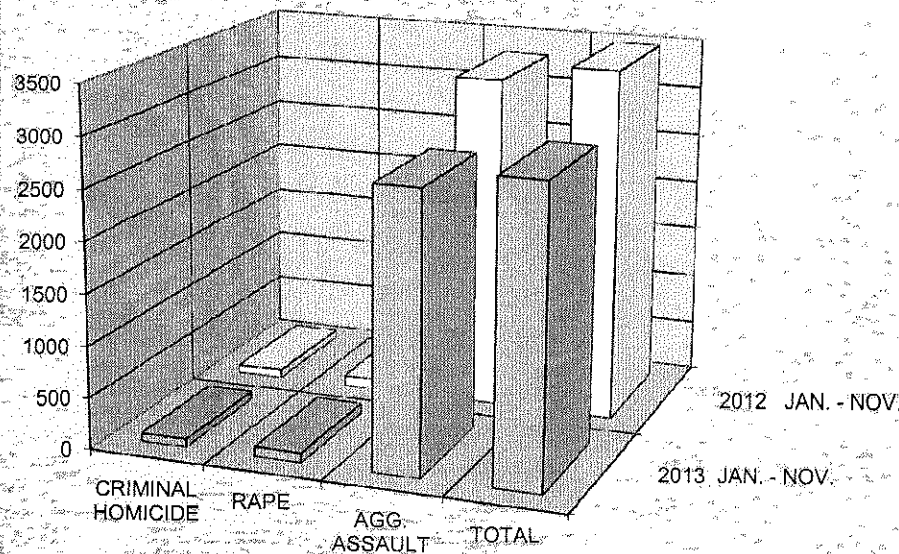
NOVEMBER				
CRIME	NOV. 2013	NOV. 2012	# DIFFERENCE	% DIFFERENCE
CRIMINAL HOMICIDE	10	11	-1	-9%
RAPE	6	7	-1	-14%
AGG. ASSAULT	177	221	-44	-20%
TOTAL	193	239	-46	-19%

FIRST 11 MONTHS				
CRIME	2013 JAN. - NOV.	2012 JAN. - NOV.	# DIFFERENCE	% DIFFERENCE
CRIMINAL HOMICIDE	77	78	-1	-1%
RAPE	95	102	-7	-7%
AGG. ASSAULT	2,716	3,293	-577	-18%
TOTAL	2,888	3,473	-585	-17%

NOVEMBER CRIMES AGAINST PERSONS



YEAR TO DATE CRIMES AGAINST PERSONS

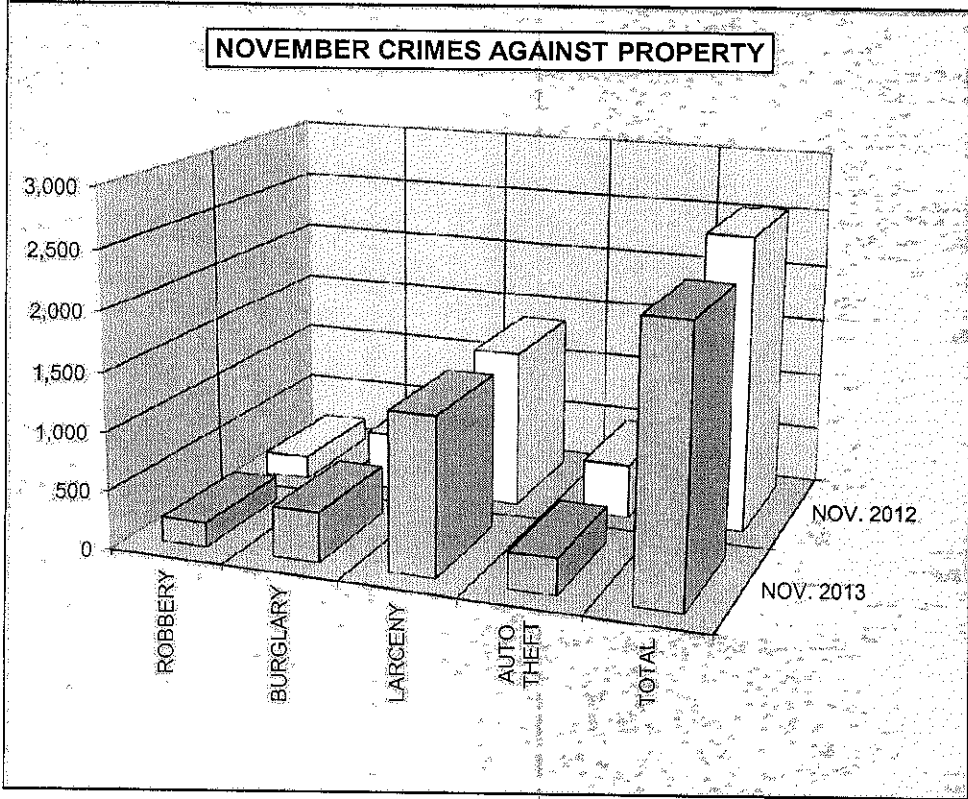


**2013
CRIME COMPARISON
CRIMES AGAINST PROPERTY**

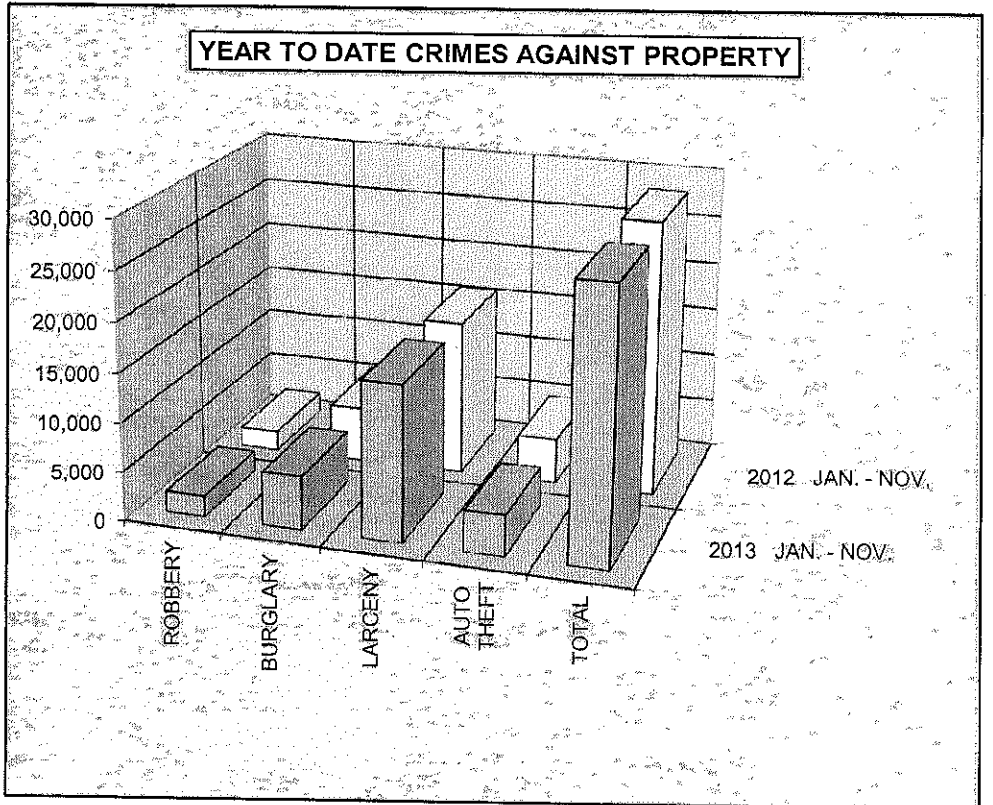
NOVEMBER				
CRIME	NOV. 2013	NOV. 2012	# DIFFERENCE	% DIFFERENCE
ROBBERY	208	201	7	3%
BURGLARY	424	504	-80	-16%
LARCENY	1,338	1,357	-19	-1%
AUTO THEFT	309	471	-162	-34%
TOTAL	2,279	2,533	-254	-10%

FIRST 11 MONTHS				
CRIME	2013 JAN. - NOV.	2012 JAN. - NOV.	# DIFFERENCE	% DIFFERENCE
ROBBERY	2,162	2,061	101	5%
BURGLARY	5,416	5,627	-211	-4%
LARCENY	15,786	15,798	-12	0%
AUTO THEFT	4,045	4,611	-566	-12%
TOTAL	27,409	28,097	-688	-2%

NOVEMBER CRIMES AGAINST PROPERTY




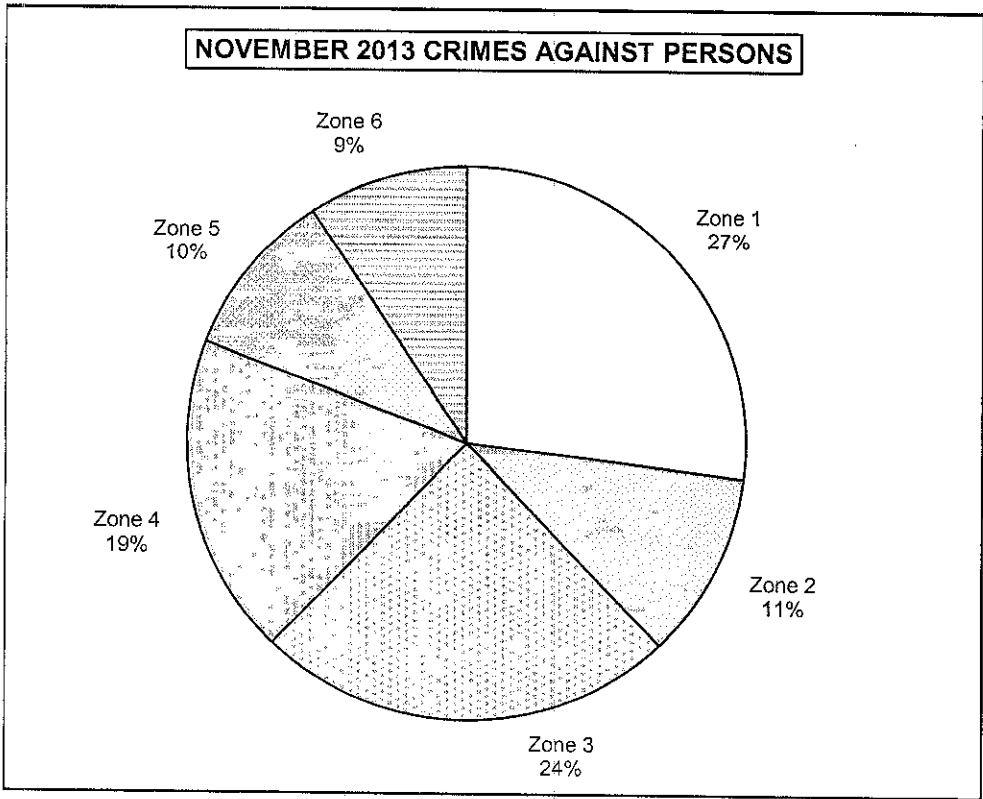
YEAR TO DATE CRIMES AGAINST PROPERTY



2013
AREA BREAKDOWN
CRIMES AGAINST PERSONS AND PROPERTY

NOVEMBER 2013 CRIMES AGAINST PERSONS BY ZONE						
CRIME	Zone 1	Zone 2	Zone 3	Zone 4	Zone 5	Zone 6
CRIMINAL HOMICIDE	7	0	0	2	1	0
RAPE	3	0	3	1	-1	0
AGG. ASSAULT	42	21	44	33	19	18
TOTAL CRIMES AGAINST PERSONS	52	21	47	36	19	18

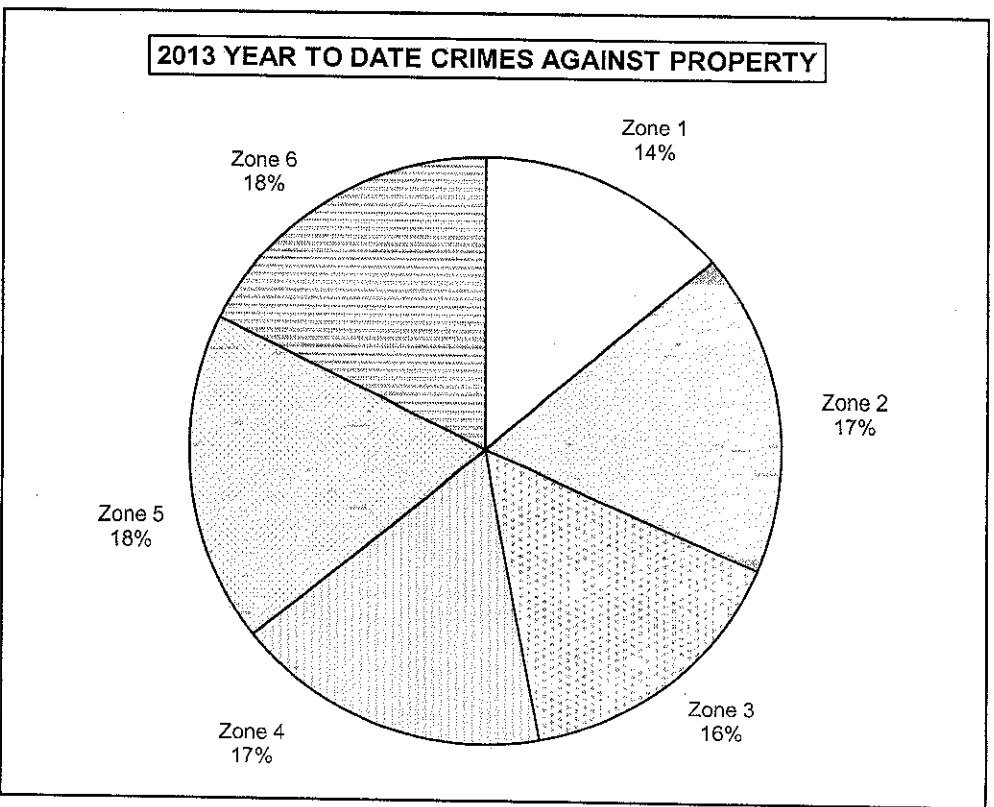
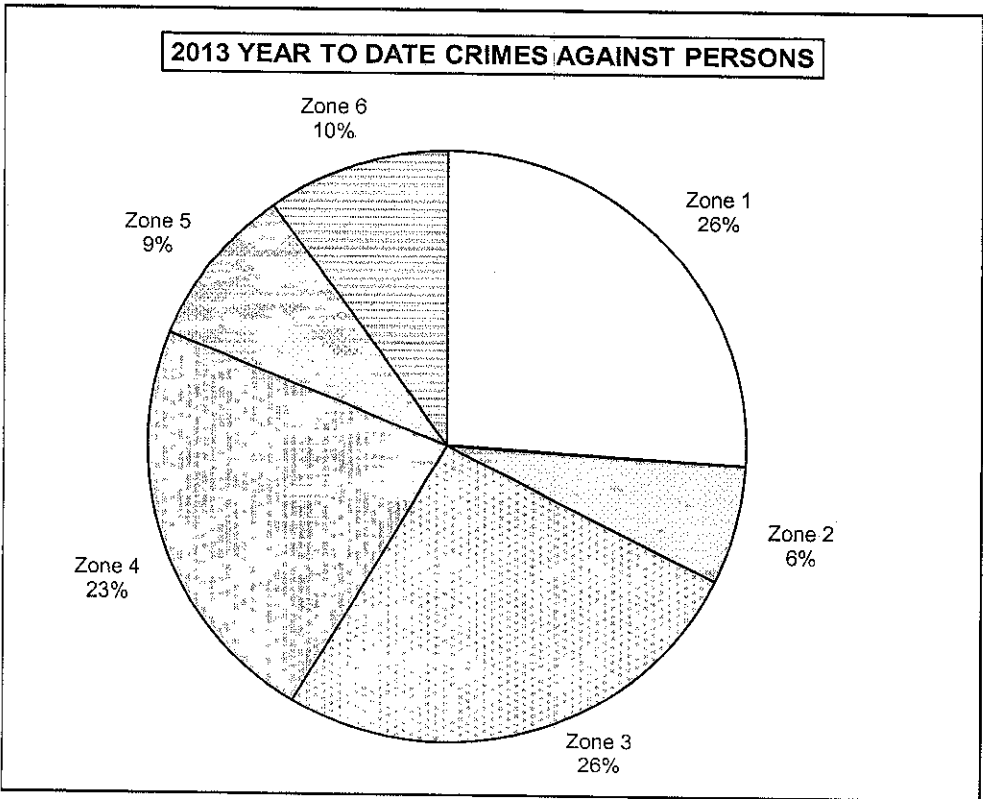
NOVEMBER 2013 CRIMES AGAINST PROPERTY BY ZONE						
CRIME	Zone 1	Zone 2	Zone 3	Zone 4	Zone 5	Zone 6
ROBBERY	49	21	34	44	27	33
BURGLARY	87	43	86	115	18	75
LARCENY	144	279	155	144	380	236
AUTO THEFT	69	31	91	51	27	40
TOTAL CRIMES AGAINST PROPERTY	349	374	366	354	452	384



**2013
YEAR TO DATE AREA BREAKDOWN
CRIMES AGAINST PERSONS AND PROPERTY**

FIRST 11 MONTHS 2013 CRIMES AGAINST PERSONS BY ZONE						
CRIME	Zone 1	Zone 2	Zone 3	Zone 4	Zone 5	Zone 6
CRIMINAL HOMICIDE	28	4	10	18	6	11
RAPE	20	14	29	17	9	6
AGG. ASSAULT	701	165	722	614	244	270
TOTAL CRIMES AGAINST PERSONS	749	183	761	649	259	287

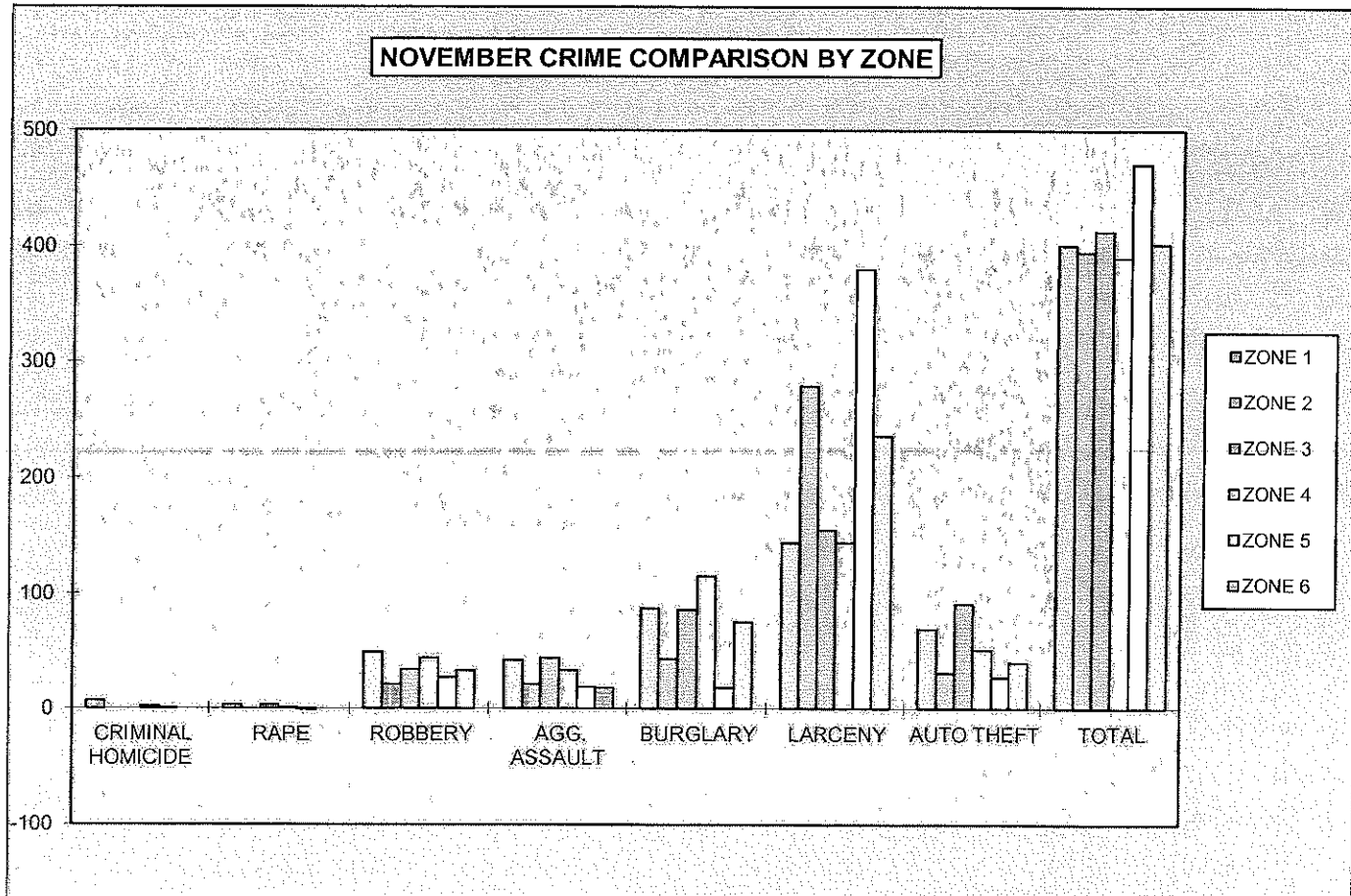
FIRST 11 MONTHS 2013 CRIMES AGAINST PROPERTY BY ZONE						
CRIME	Zone 1	Zone 2	Zone 3	Zone 4	Zone 5	Zone 6
ROBBERY	387	227	396	483	303	366
BURGLARY	1,163	666	1,137	1,310	238	902
LARCENY	1,587	3,521	1,776	2,125	3,950	2,827
AUTO THEFT	668	382	969	819	428	779
TOTAL CRIMES AGAINST PROPERTY	3,805	4,796	4,278	4,737	4,919	4,874



-17-

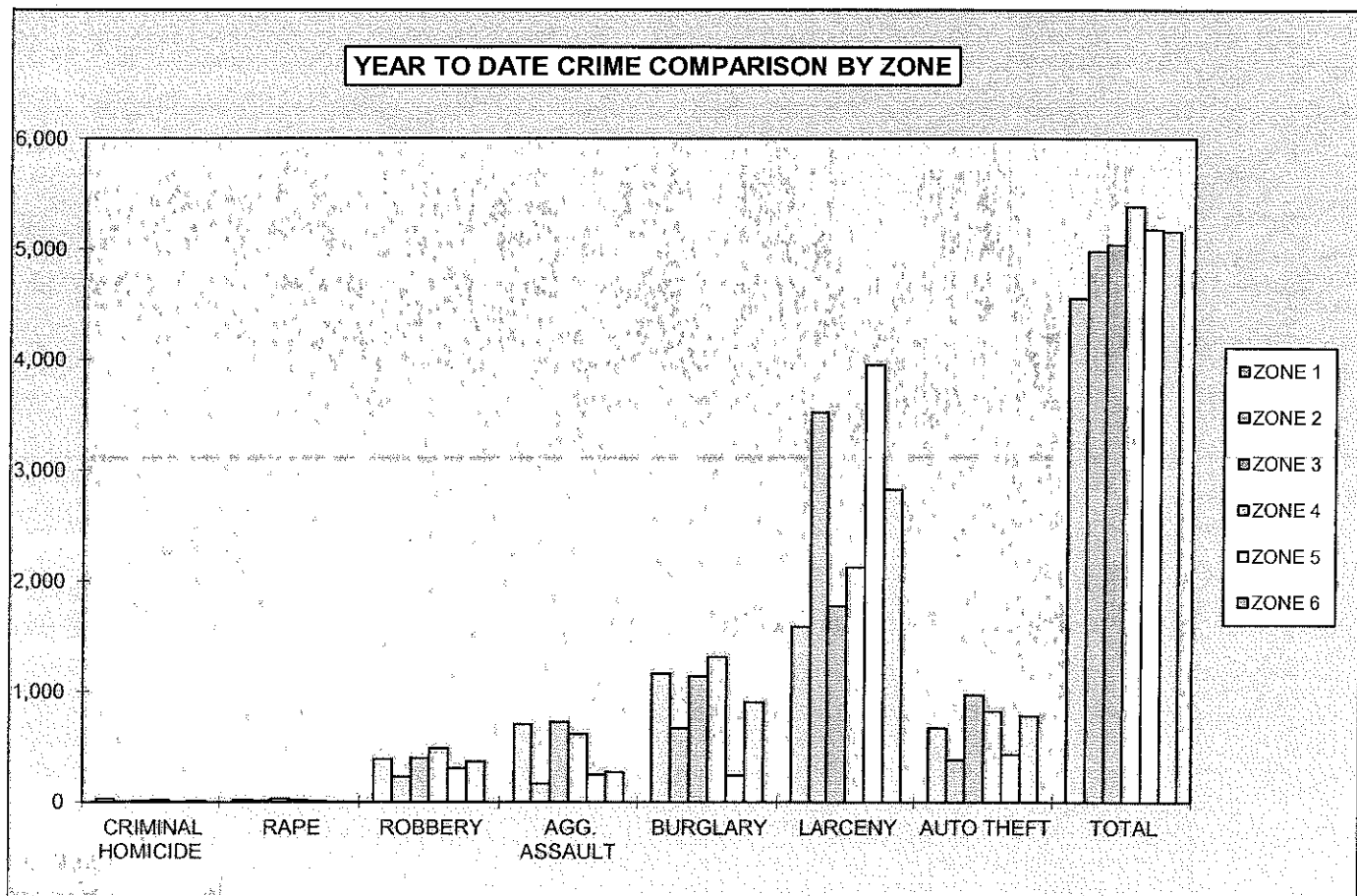
**2013
AREA BREAKDOWN**

NOVEMBER CRIME COMPARISON BY ZONE						
CRIME	ZONE 1	ZONE 2	ZONE 3	ZONE 4	ZONE 5	ZONE 6
CRIMINAL HOMICIDE	7	0	0	2	1	0
RAPE	3	0	3	1	-1	0
ROBBERY	49	21	34	44	27	33
AGG. ASSAULT	42	21	44	33	19	18
BURGLARY	87	43	86	115	18	75
RESIDENCE	76	37	72	102	9	67
NON-RESIDENCE	11	6	14	13	9	8
LARCENY	144	279	155	144	380	236
POCKETPICKING	1	1	0	0	1	3
PURSE SNATCHING	3	1	9	9	3	4
SHOPLIFTING	30	58	13	30	29	34
FROM MOTOR VEHICLES	49	144	82	47	239	132
MOTOR VEH. PARTS/ACCESSORIES	14	14	10	5	13	9
BICYCLES	2	3	0	0	8	7
FROM BUILDINGS	18	33	11	14	58	22
FROM COIN OPERATED MACHINES	0	0	0	0	0	1
ALL OTHER	27	25	30	39	29	24
AUTO THEFT	69	31	91	51	27	40
TOTAL	401	395	413	390	471	402



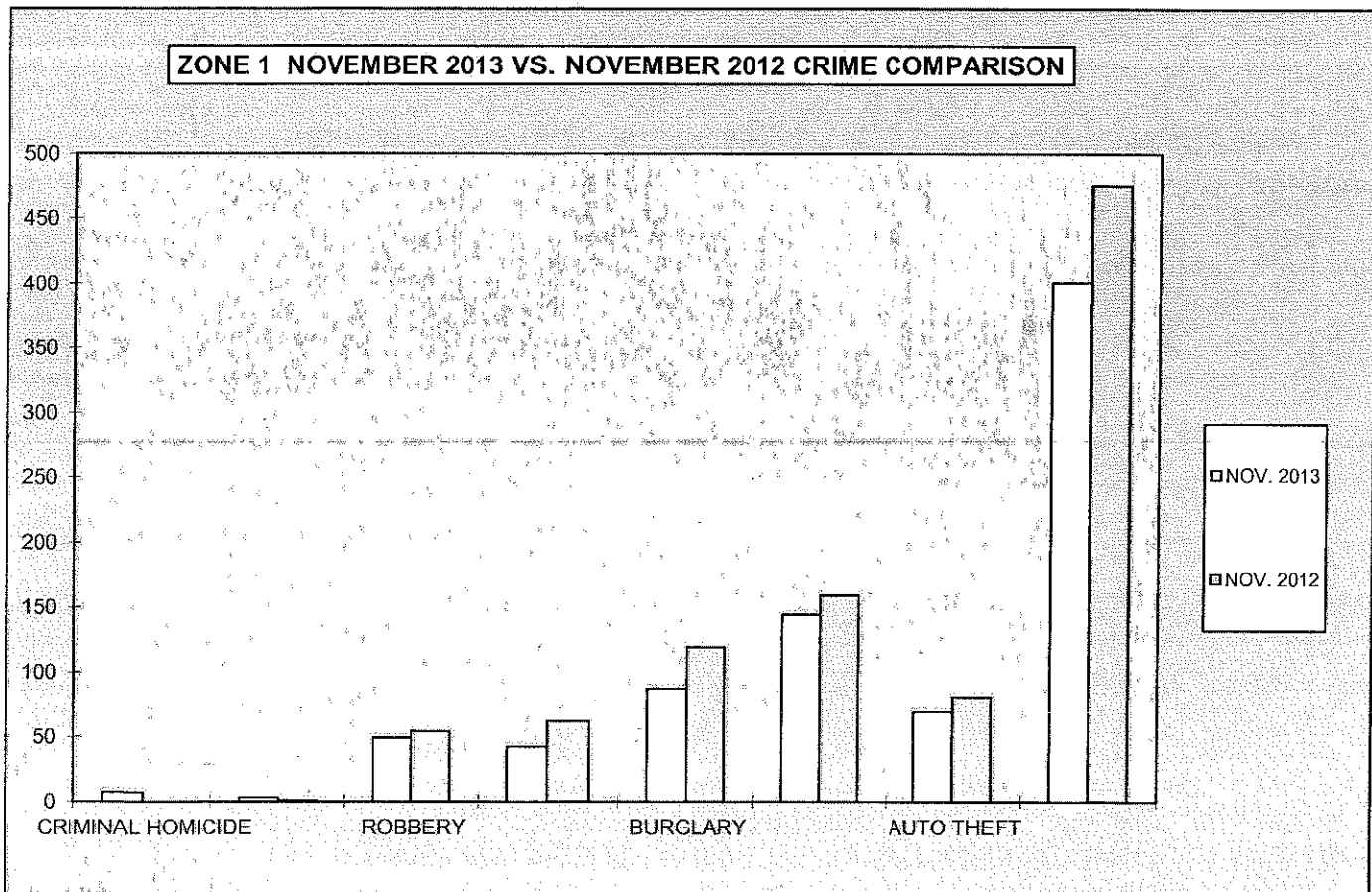
**2013
YEAR TO DATE AREA BREAKDOWN**

FIRST 11 MONTHS CRIME COMPARISON						
CRIME	ZONE 1	ZONE 2	ZONE 3	ZONE 4	ZONE 5	ZONE 6
CRIMINAL HOMICIDE	28	4	10	18	6	11
RAPE	20	14	29	17	9	6
ROBBERY	387	227	396	483	303	366
AGG. ASSAULT	701	165	722	614	244	270
BURGLARY	1,163	666	1,137	1,310	238	902
RESIDENCE	1,027	521	976	1,173	134	766
NON-RESIDENCE	136	145	161	137	104	136
LARCENY	1,587	3,521	1,776	2,125	3,950	2,827
POCKETPICKING	7	16	9	6	43	17
PURSE SNATCHING	69	35	75	91	117	68
SHOPLIFTING	310	692	175	478	302	390
FROM MOTOR VEHICLES	442	1,767	689	604	2,204	1,588
MOTOR VEH. PARTS/ACCESSORIES	173	206	180	170	268	194
BICYCLES	17	28	14	19	78	76
FROM BUILDINGS	167	394	181	229	513	167
FROM COIN OPERATED MACHINES	3	1	1	5	7	1
ALL OTHER	399	382	452	523	418	326
AUTO THEFT	668	382	969	819	428	779
TOTAL	4,554	4,979	5,039	5,386	5,178	5,161



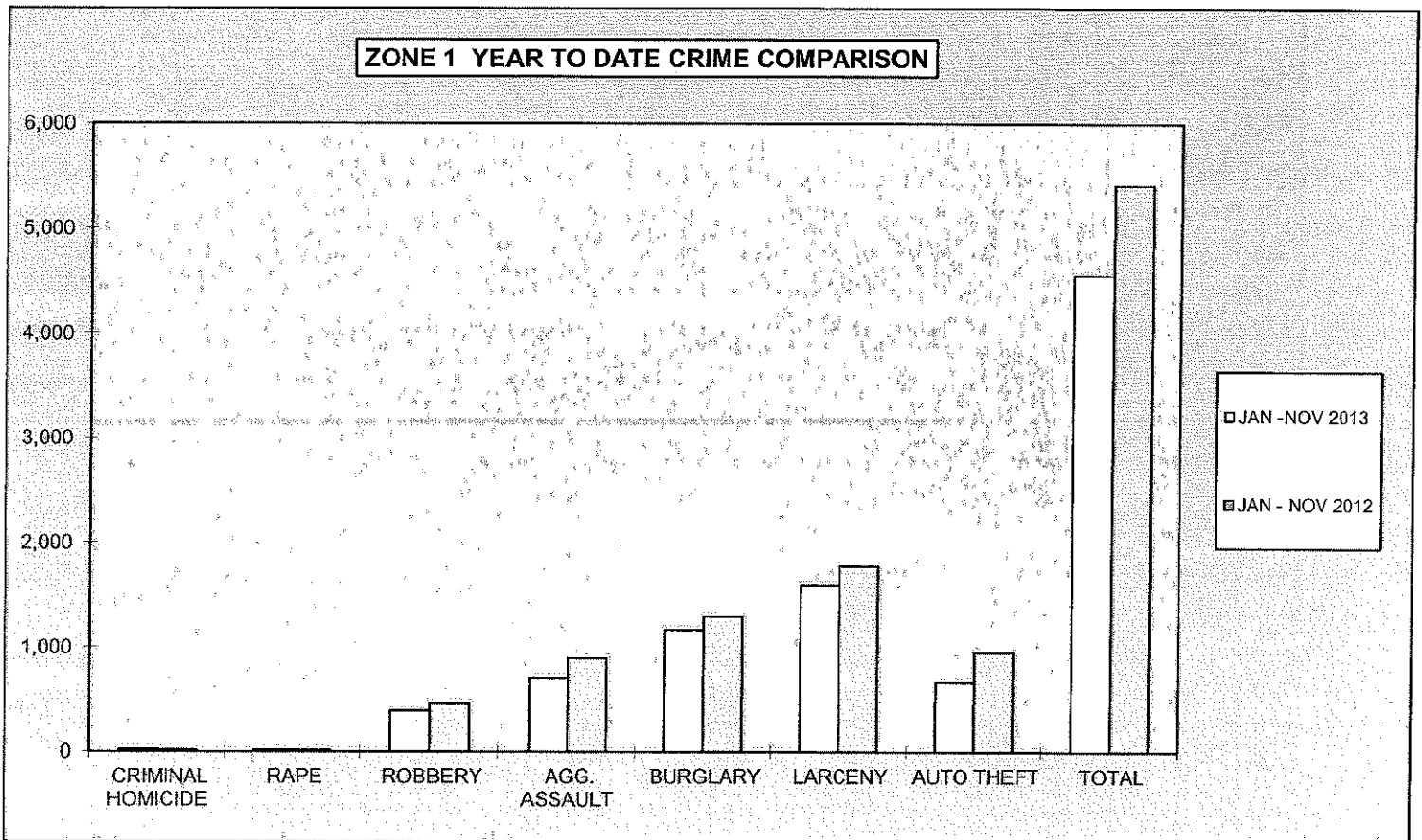
**2013
MONTHLY CRIME COMPARISON**

ZONE 1				
CRIME	NOV 2013	NOV 2012	# DIFFERENCE	% DIFFERENCE
CRIMINAL HOMICIDE	7	0	7	100%
RAPE	3	1	2	200%
ROBBERY	49	54	-5	-9%
AGG. ASSAULT	42	62	-20	-32%
BURGLARY	87	119	-32	-27%
RESIDENCE	76	113	-37	-33%
NON-RESIDENCE	11	6	5	83%
LARCENY	144	159	-15	-9%
POCKETPICKING	1	1	0	0%
PURSE SNATCHING	3	6	-3	-50%
SHOPLIFTING	30	13	17	131%
FROM MOTOR VEHICLES	49	56	-7	-13%
MOTOR VEH. PARTS/ACCESSORIES	14	20	-6	-30%
BICYCLES	2	0	2	100%
FROM BUILDINGS	18	24	-6	-25%
FROM COIN OPERATED MACHINES	0	1	-1	-100%
ALL OTHER	27	38	-11	-29%
AUTO THEFT	69	81	-12	-15%
TOTAL	401	476	-75	-16%



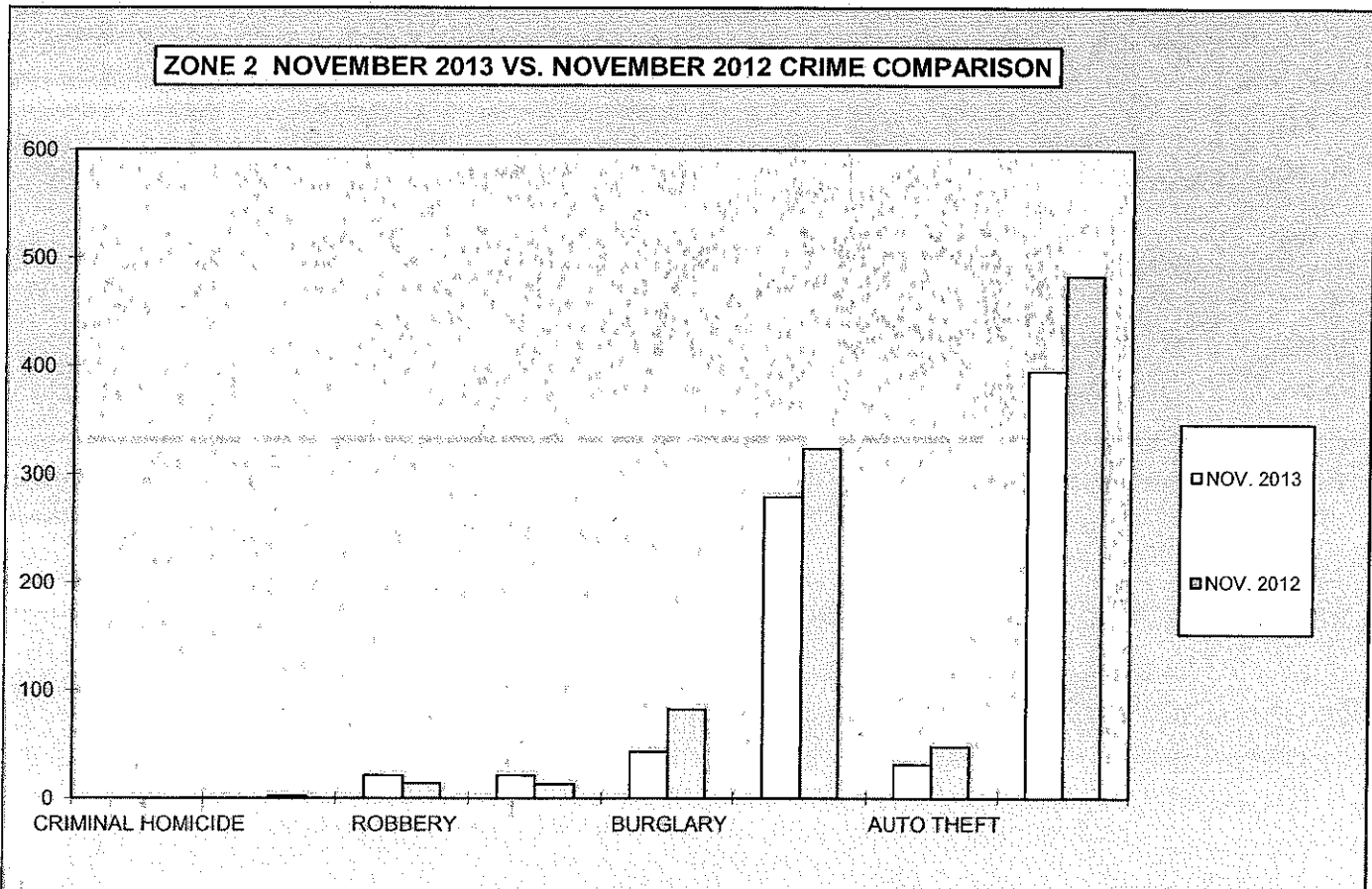
**2013
YEAR TO DATE CRIME COMPARISON**

ZONE 1					
CRIME	JAN -NOV 2013	JAN -NOV 2012	# DIFFERENCE	% DIFFERENCE	
CRIMINAL HOMICIDE	28	21	7	33%	
RAPE	20	17	3	18%	
ROBBERY	387	463	-76	-16%	
AGG. ASSAULT	701	895	-194	-22%	
BURGLARY	1,163	1,292	-129	-10%	
RESIDENCE	1,027	1,189	-162	-14%	
NON-RESIDENCE	136	103	33	32%	
LARCENY	1,587	1,775	-188	-11%	
POCKETPICKING	7	4	3	75%	
PURSE SNATCHING	69	67	2	3%	
SHOPLIFTING	310	153	157	103%	
FROM MOTOR VEHICLES	442	581	-139	-24%	
MOTOR VEH. PARTS/ACCESSORIES	173	238	-65	-27%	
BICYCLES	17	10	7	70%	
FROM BUILDINGS	167	224	-57	-25%	
FROM COIN OPERATED MACHINES	3	2	1	50%	
ALL OTHER	399	496	-97	-20%	
AUTO THEFT	668	949	-281	-30%	
TOTAL	4,554	5,412	-858	-16%	



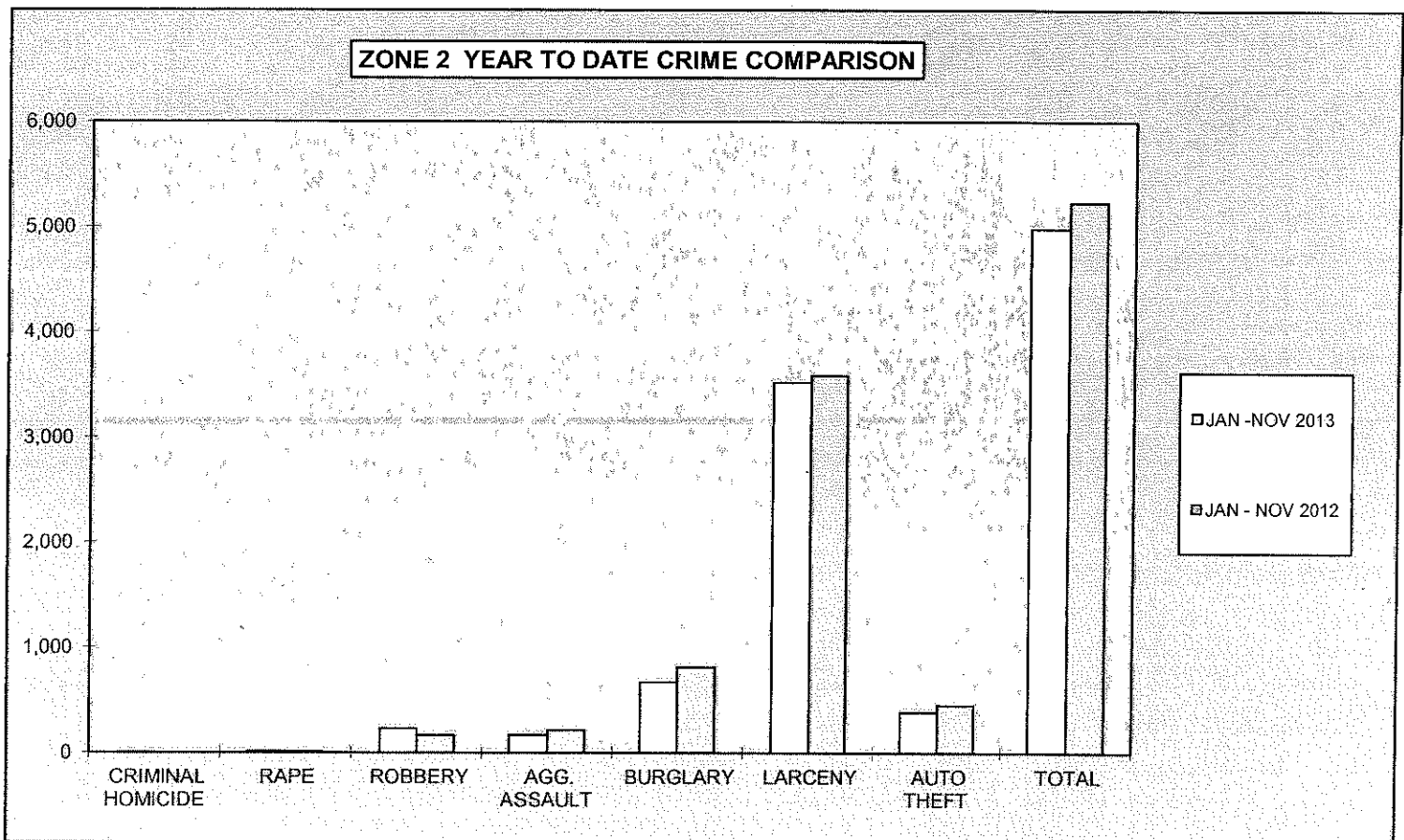
**2013
MONTHLY CRIME COMPARISON**

ZONE 2					
CRIME	NOV. 2013	NOV. 2012	# DIFFERENCE	% DIFFERENCE	
CRIMINAL HOMICIDE	0	0	0	0%	
RAPE	0	2	-2	-100%	
ROBBERY	21	14	7	50%	
AGG. ASSAULT	21	13	8	62%	
BURGLARY	43	82	-39	-48%	
RESIDENCE	37	61	-24	-39%	
NON-RESIDENCE	6	21	-15	-71%	
LARCENY	279	324	-45	-14%	
POCKETPICKING	1	5	-4	-80%	
PURSE SNATCHING	1	0	1	100%	
SHOPLIFTING	58	62	-4	-6%	
FROM MOTOR VEHICLES	144	178	-34	-19%	
MOTOR VEH. PARTS/ACCESSORIES	14	15	-1	-7%	
BICYCLES	3	1	2	200%	
FROM BUILDINGS	33	32	1	3%	
FROM COIN OPERATED MACHINES	0	1	-1	-100%	
ALL OTHER	25	30	-5	-17%	
AUTO THEFT	31	48	-17	-35%	
TOTAL	395	483	-88	-18%	



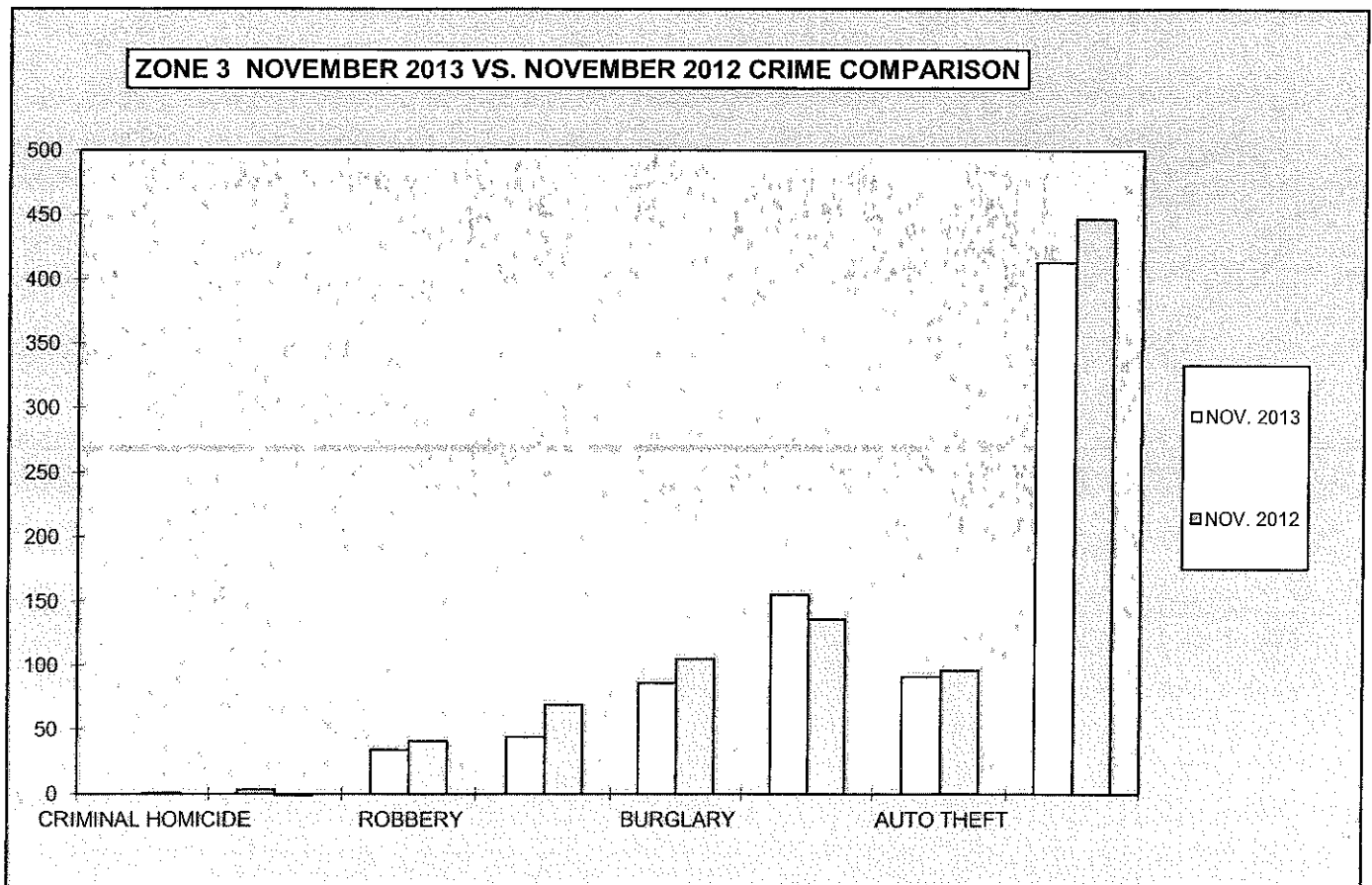
**2013
YEAR TO DATE CRIME COMPARISON**

ZONE 2					
CRIME	JAN -NOV 2013	JAN -NOV 2012	# DIFFERENCE	% DIFFERENCE	
CRIMINAL HOMICIDE	4	0	4	100%	
RAPE	14	10	4	40%	
ROBBERY	227	165	62	38%	
AGG. ASSAULT	165	213	-48	-23%	
BURGLARY	666	806	-140	-17%	
RESIDENCE	521	651	-130	-20%	
NON-RESIDENCE	145	155	-10	-6%	
LARCENY	3,521	3,589	-68	-2%	
POCKETPICKING	16	34	-18	-53%	
PURSE SNATCHING	35	44	-9	-20%	
SHOPLIFTING	692	783	-91	-12%	
FROM MOTOR VEHICLES	1,767	1,622	145	9%	
MOTOR VEH. PARTS/ACCESSORIES	206	295	-89	-30%	
BICYCLES	28	19	9	47%	
FROM BUILDINGS	394	363	31	9%	
FROM COIN OPERATED MACHINES	1	5	-4	-80%	
ALL OTHER	382	424	-42	-10%	
AUTO THEFT	382	450	-68	-15%	
TOTAL	4,979	5,233	-254	-5%	



**2013
MONTHLY CRIME COMPARISON**

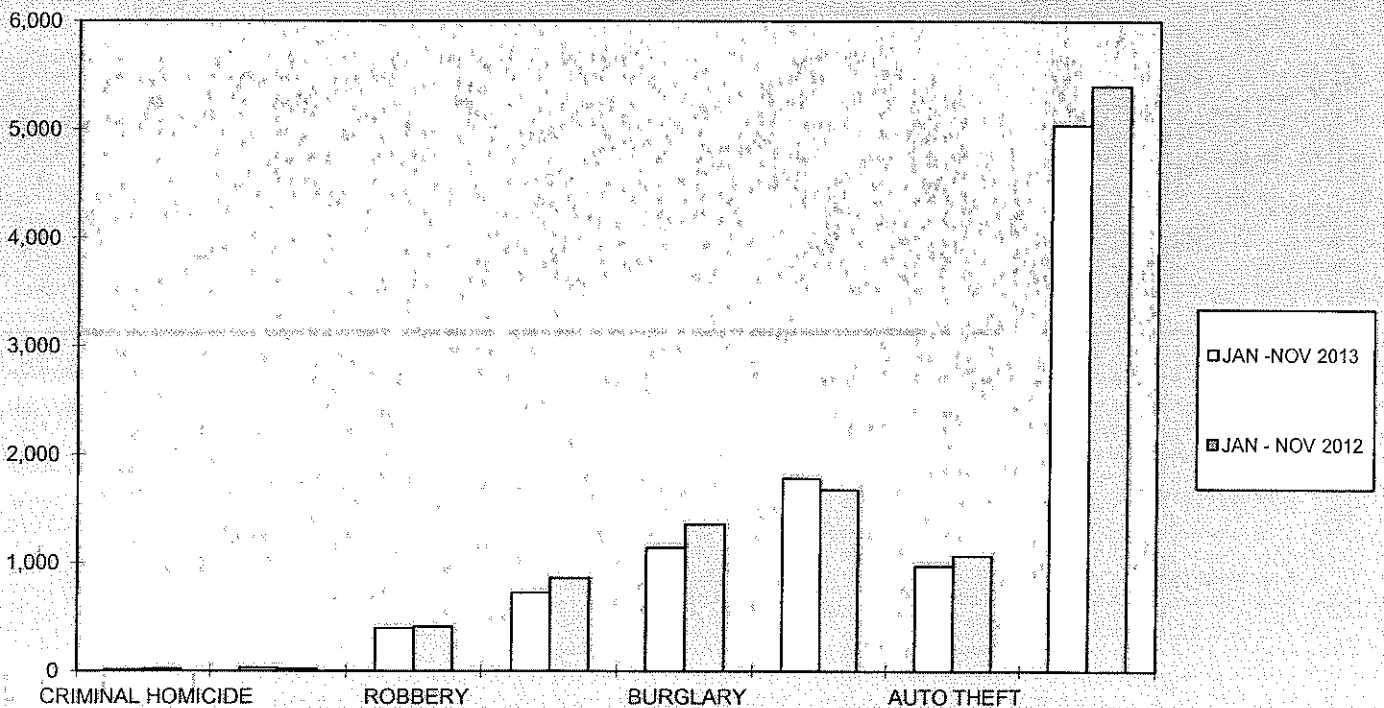
ZONE 3				
CRIME	NOV. 2013	NOV. 2012	# DIFFERENCE	% DIFFERENCE
CRIMINAL HOMICIDE	0	1	-1	-100%
RAPE	3	-1	4	400%
ROBBERY	34	41	-7	-17%
AGG. ASSAULT	44	69	-25	-36%
BURGLARY	86	105	-19	-18%
RESIDENCE	72	93	-21	-23%
NON-RESIDENCE	14	12	2	17%
LARCENY	155	136	19	14%
POCKETPICKING	0	2	-2	-100%
PURSE SNATCHING	9	3	6	200%
SHOPLIFTING	13	16	-3	-19%
FROM MOTOR VEHICLES	82	63	19	30%
MOTOR VEH. PARTS/ACCESSORIES	10	9	1	11%
BICYCLES	0	1	-1	-100%
FROM BUILDINGS	11	6	5	83%
FROM COIN OPERATED MACHINES	0	1	-1	-100%
ALL OTHER	30	35	-5	-14%
AUTO THEFT	91	96	-5	-5%
TOTAL	413	447	-34	-8%



**2013
YEAR TO DATE CRIME COMPARISON**

ZONE 3					
CRIME	JAN -NOV 2013	JAN -NOV 2012	# DIFFERENCE	% DIFFERENCE	
CRIMINAL HOMICIDE	10	20	-10	-50%	
RAPE	29	20	9	45%	
ROBBERY	396	409	-13	-3%	
AGG. ASSAULT	722	858	-136	-16%	
BURGLARY	1,137	1,355	-218	-16%	
RESIDENCE	976	1,205	-229	-19%	
NON-RESIDENCE	161	150	11	7%	
LARCENY	1,776	1,676	100	6%	
POCKETPICKING	9	12	-3	-25%	
PURSE SNATCHING	75	63	12	19%	
SHOPLIFTING	175	195	-20	-10%	
FROM MOTOR VEHICLES	689	508	181	36%	
MOTOR VEH. PARTS/ACCESSORIES	180	180	0	0%	
BICYCLES	14	17	-3	-18%	
FROM BUILDINGS	181	202	-21	-10%	
FROM COIN OPERATED MACHINES	1	3	-2	-67%	
ALL OTHER	452	496	-44	-9%	
AUTO THEFT	969	1,065	-96	-9%	
TOTAL	5,039	5,403	-364	-7%	

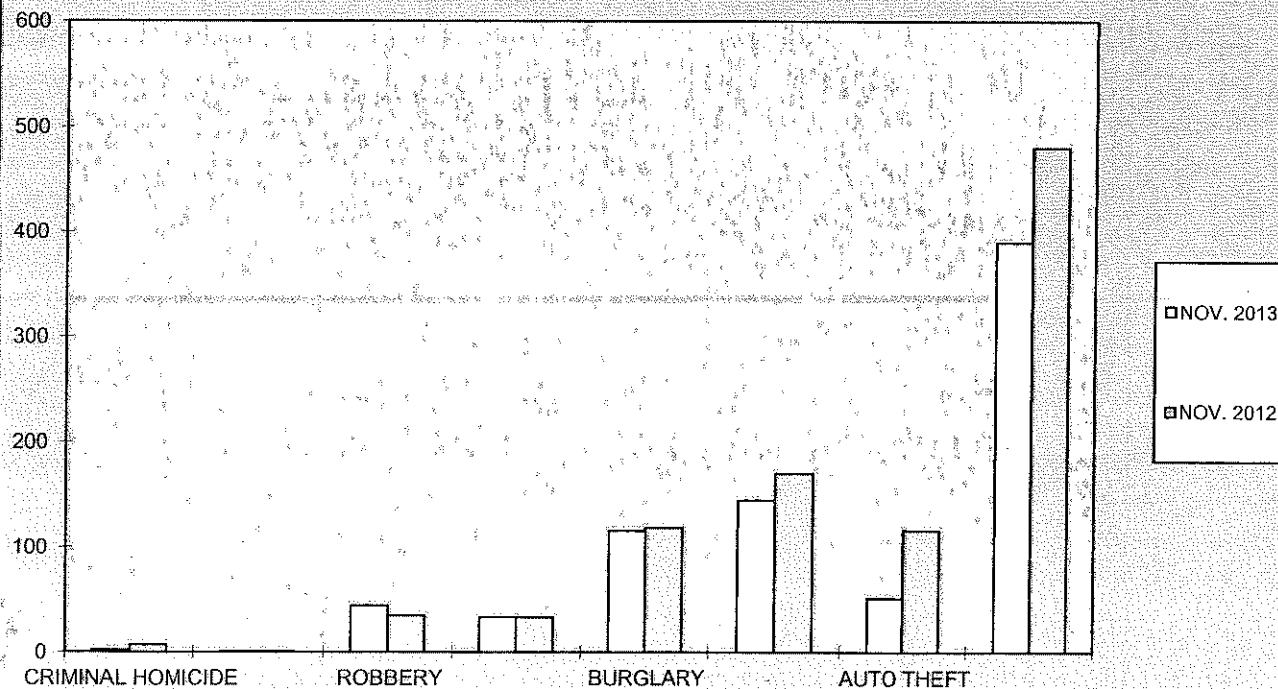
ZONE 3 YEAR TO DATE CRIME COMPARISON



**2013
MONTHLY CRIME COMPARISON**

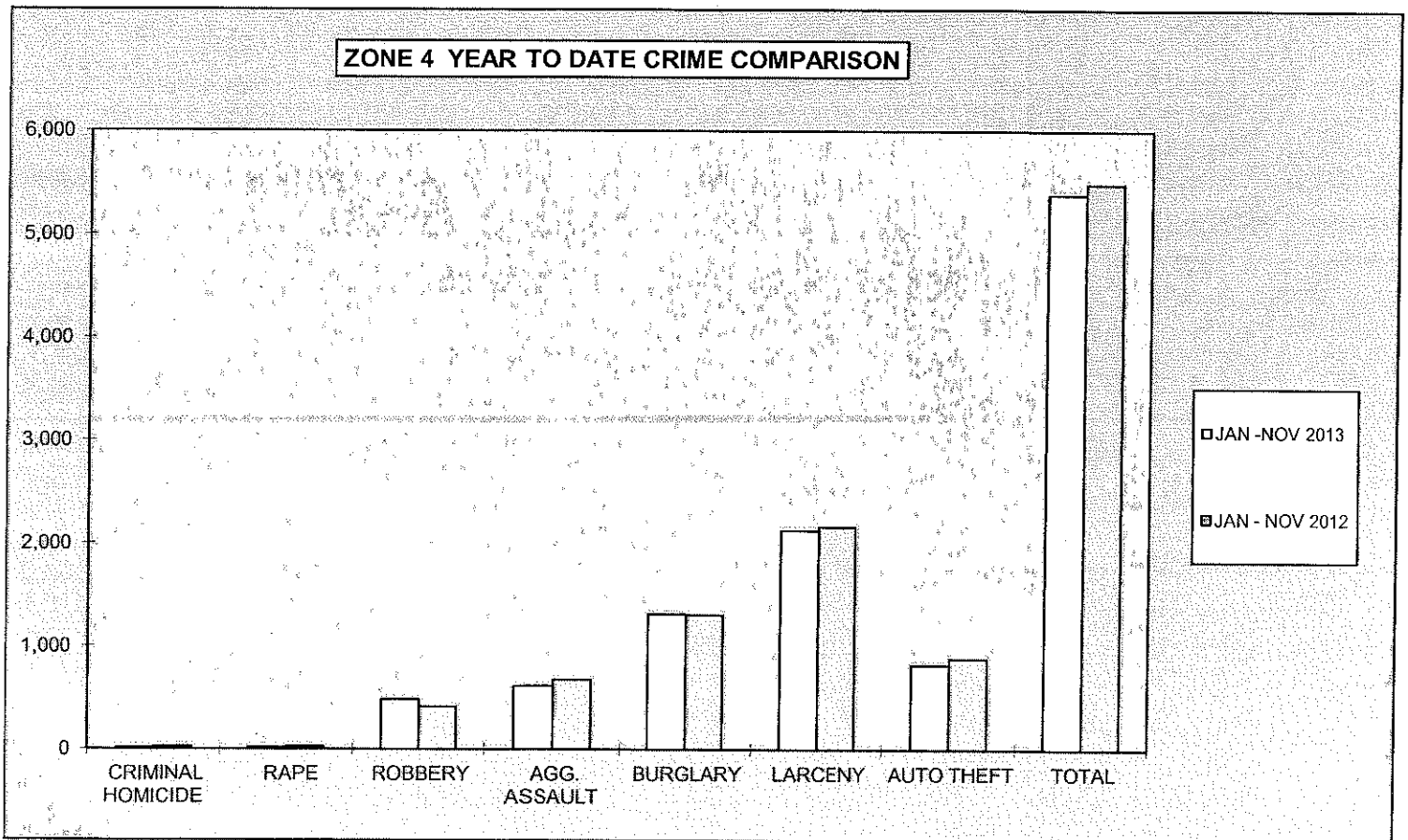
ZONE 4				
CRIME	NOV. 2013	NOV. 2012	# DIFFERENCE	% DIFFERENCE
CRIMINAL HOMICIDE	2	7	-5	-71%
RAPE	1	1	0	0%
ROBBERY	44	35	9	26%
AGG. ASSAULT	33	33	0	0%
BURGLARY	115	118	-3	-3%
RESIDENCE	102	110	-8	-7%
NON-RESIDENCE	13	8	5	63%
LARCENY	144	170	-26	-15%
POCKETPICKING	0	1	-1	-100%
PURSE SNATCHING	9	5	4	80%
SHOPLIFTING	30	52	-22	-42%
FROM MOTOR VEHICLES	47	41	6	15%
MOTOR VEH. PARTS/ACCESSORIES	5	14	-9	-64%
BICYCLES	0	2	-2	-100%
FROM BUILDINGS	14	18	-4	-22%
FROM COIN OPERATED MACHINES	0	1	-1	-100%
ALL OTHER	39	36	3	8%
AUTO THEFT	51	116	-65	-56%
TOTAL	390	480	-90	-19%

ZONE 4 NOVEMBER 2013 VS. NOVEMBER 2012 CRIME COMPARISON



**2013
YEAR TO DATE CRIME COMPARISON**

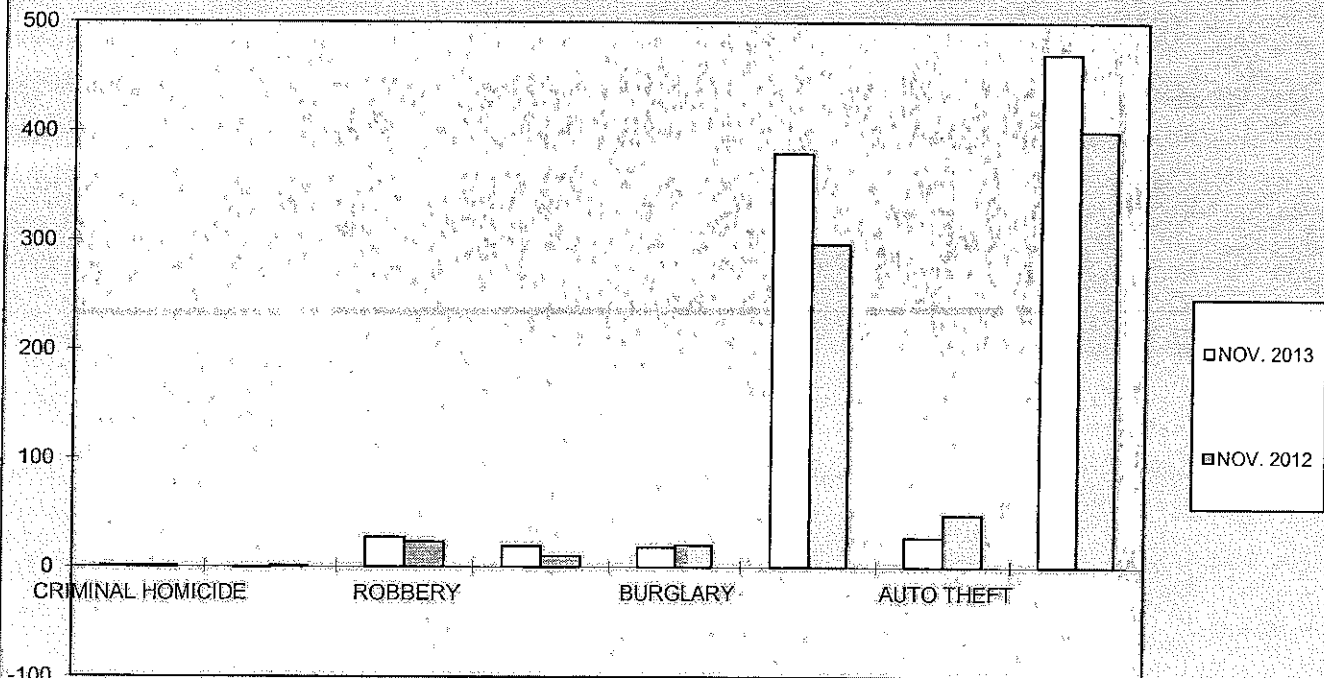
ZONE 4					
CRIME	JAN - NOV 2013	JAN - NOV 2012	# DIFFERENCE	% DIFFERENCE	
CRIMINAL HOMICIDE	18	26	-8	-31%	
RAPE	17	26	-9	-35%	
ROBBERY	483	413	70	17%	
AGG. ASSAULT	614	677	-63	-9%	
BURGLARY	1,310	1,304	6	0%	
RESIDENCE	1,173	1,190	-17	-1%	
NON-RESIDENCE	137	114	23	20%	
LARCENY	2,125	2,162	-37	-2%	
POCKETPICKING	6	6	0	0%	
PURSE SNATCHING	91	48	43	90%	
SHOPLIFTING	478	492	-14	-3%	
FROM MOTOR VEHICLES	604	523	81	15%	
MOTOR VEH. PARTS/ACCESSORIES	170	190	-20	-11%	
BICYCLES	19	22	-3	-14%	
FROM BUILDINGS	229	270	-41	-15%	
FROM COIN OPERATED MACHINES	5	7	-2	-29%	
ALL OTHER	523	604	-81	-13%	
AUTO THEFT	819	882	-63	-7%	
TOTAL	5,386	5,490	-104	-2%	



**2013
MONTHLY CRIME COMPARISON**

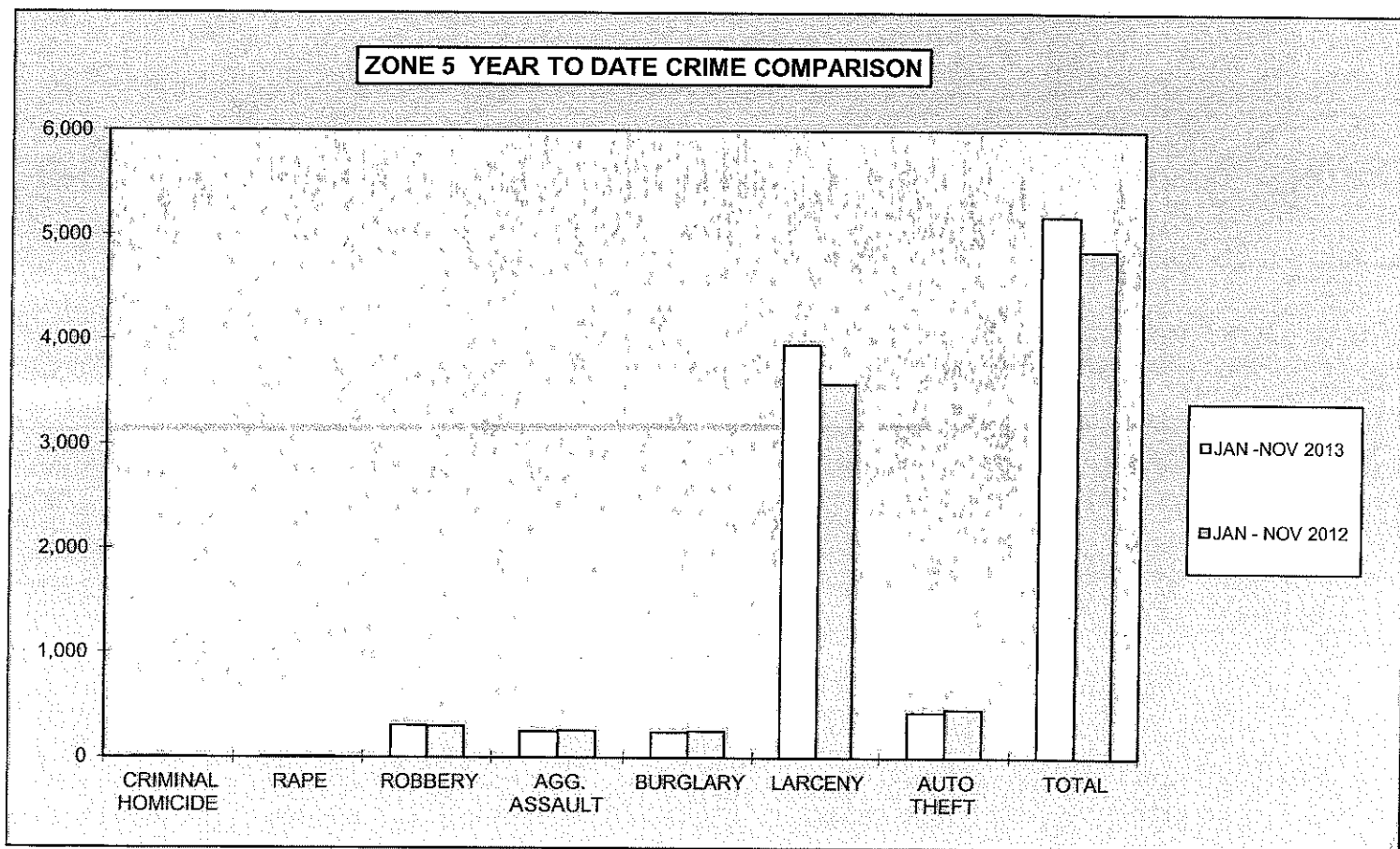
ZONE 5				
CRIME	NOV. 2013	NOV. 2012	# DIFFERENCE	% DIFFERENCE
CRIMINAL HOMICIDE	1	1	0	0%
RAPE	-1	1	-2	-200%
ROBBERY	27	23	4	17%
AGG. ASSAULT	19	10	9	90%
BURGLARY	18	20	-2	-10%
RESIDENCE	9	14	-5	-36%
NON-RESIDENCE	9	6	3	50%
LARCENY	380	297	83	28%
POCKETPICKING	1	3	-2	-67%
PURSE SNATCHING	3	7	-4	-57%
SHOPLIFTING	29	36	-7	-19%
FROM MOTOR VEHICLES	239	160	79	49%
MOTOR VEH. PARTS/ACCESSORIES	13	27	-14	-52%
BICYCLES	8	1	7	700%
FROM BUILDINGS	58	34	24	71%
FROM COIN OPERATED MACHINES	0	2	-2	-100%
ALL OTHER	29	27	2	7%
AUTO THEFT	27	48	-21	-44%
TOTAL	471	400	71	18%

ZONE 5 NOVEMBER 2013 VS. NOVEMBER 2012 CRIME COMPARISON



**2013
YEAR TO DATE CRIME COMPARISON**

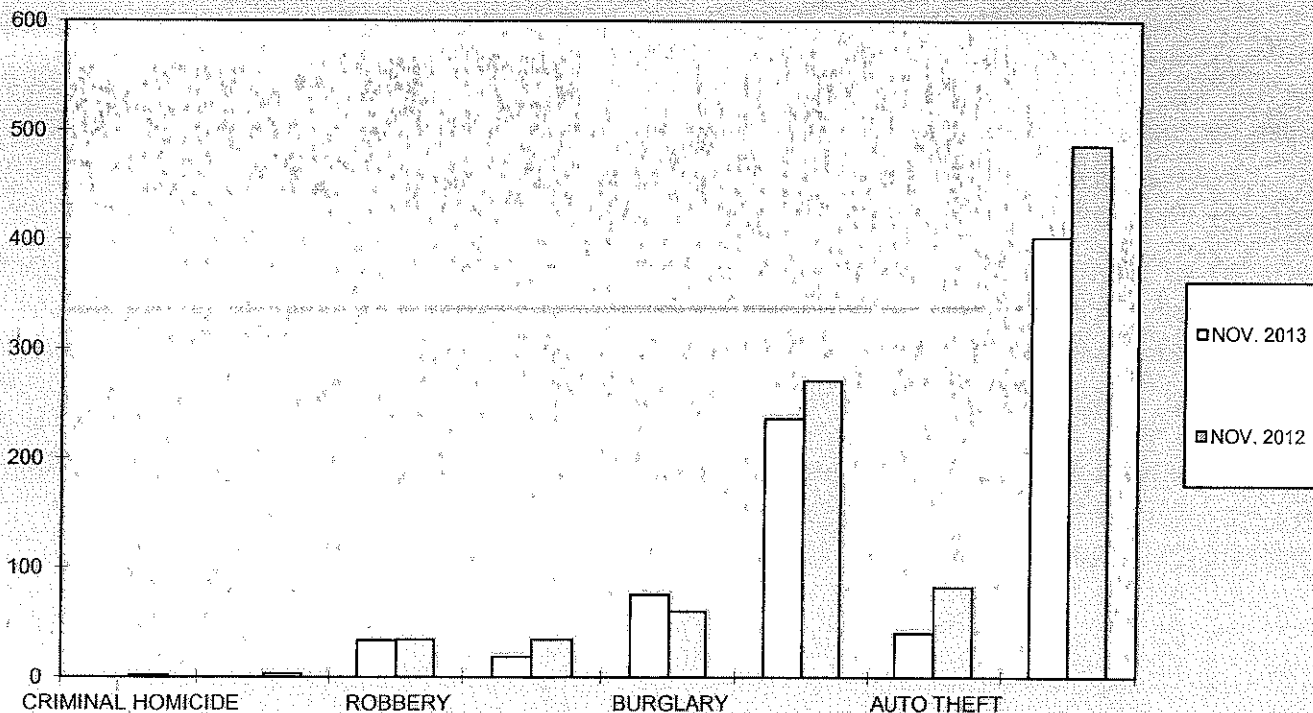
ZONE 5					
CRIME	JAN - NOV 2013	JAN - NOV 2012	# DIFFERENCE	% DIFFERENCE	
CRIMINAL HOMICIDE	6	3	3	100%	
RAPE	9	9	0	0%	
ROBBERY	303	297	6	2%	
AGG. ASSAULT	244	256	-12	-5%	
BURGLARY	238	249	-11	-4%	
RESIDENCE	134	158	-24	-15%	
NON-RESIDENCE	104	91	13	14%	
LARCENY	3,950	3,577	373	10%	
POCKETPICKING	43	36	7	19%	
PURSE SNATCHING	117	93	24	26%	
SHOPLIFTING	302	420	-118	-28%	
FROM MOTOR VEHICLES	2,204	1,785	419	23%	
MOTOR VEH. PARTS/ACCESSORIES	268	332	-64	-19%	
BICYCLES	78	36	42	117%	
FROM BUILDINGS	513	494	19	4%	
FROM COIN OPERATED MACHINES	7	7	0	0%	
ALL OTHER	418	374	44	12%	
AUTO THEFT	428	459	-31	-7%	
TOTAL	5,178	4,850	328	7%	



**2013
MONTHLY CRIME COMPARISON**

ZONE 6					
CRIME	NOV. 2013	NOV. 2012	# DIFFERENCE	% DIFFERENCE	
CRIMINAL HOMICIDE	0	2	-2	-100%	
RAPE	0	3	-3	-100%	
ROBBERY	33	34	-1	-3%	
AGG. ASSAULT	18	34	-16	-47%	
BURGLARY	75	60	15	25%	
RESIDENCE	67	55	12	22%	
NON-RESIDENCE	8	5	3	60%	
LARCENY	236	271	-35	-13%	
POCKETPICKING	3	3	0	0%	
PURSE SNATCHING	4	9	-5	-56%	
SHOPLIFTING	34	41	-7	-17%	
FROM MOTOR VEHICLES	132	136	-4	-3%	
MOTOR VEH. PARTS/ACCESSORIES	9	29	-20	-69%	
BICYCLES	7	1	6	600%	
FROM BUILDINGS	22	25	-3	-12%	
FROM COIN OPERATED MACHINES	1	0	1	100%	
ALL OTHER	24	27	-3	-11%	
AUTO THEFT	40	82	-42	-51%	
TOTAL	402	486	-84	-17%	

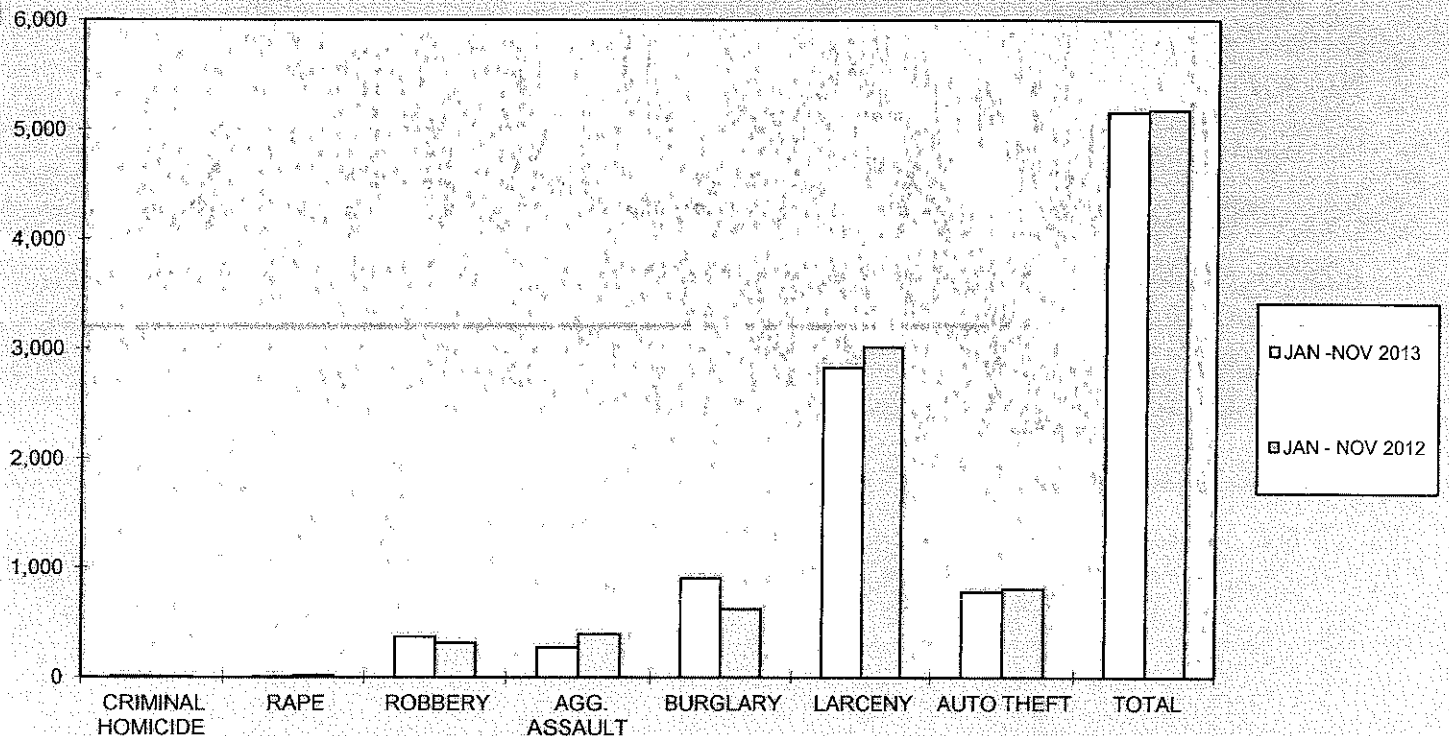
ZONE 6 NOVEMBER 2013 VS. NOVEMBER 2012 CRIME COMPARISON



**2013
YEAR TO DATE CRIME COMPARISON**

ZONE 6				
CRIME	JAN - NOV 2013	JAN - NOV 2012	# DIFFERENCE	% DIFFERENCE
CRIMINAL HOMICIDE	11	8	3	38%
RAPE	6	20	-14	-70%
ROBBERY	366	314	52	17%
AGG. ASSAULT	270	394	-124	-31%
BURGLARY	902	621	281	45%
RESIDENCE	766	515	251	49%
NON-RESIDENCE	136	106	30	28%
LARCENY	2,827	3,019	-192	-6%
POCKETPICKING	17	7	10	143%
PURSE SNATCHING	68	101	-33	-33%
SHOPLIFTING	390	519	-129	-25%
FROM MOTOR VEHICLES	1,588	1,512	76	5%
MOTOR VEH. PARTS/ACCESSORIES	194	256	-62	-24%
BICYCLES	76	58	18	31%
FROM BUILDINGS	167	221	-54	-24%
FROM COIN OPERATED MACHINES	1	0	1	100%
ALL OTHER	326	345	-19	-6%
AUTO THEFT	779	806	-27	-3%
TOTAL	5,161	5,182	-21	0%

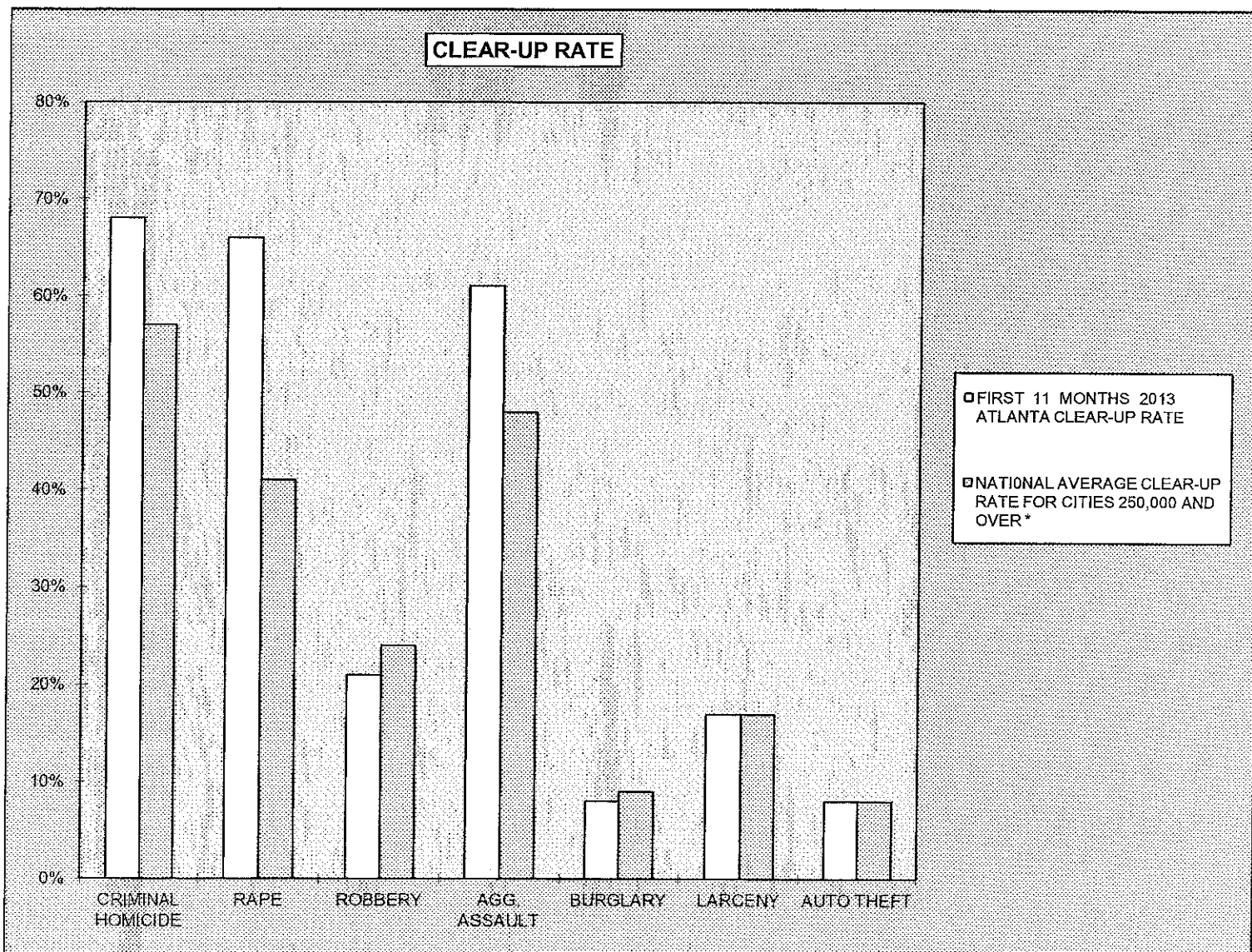
ZONE 6 YEAR TO DATE CRIME COMPARISON



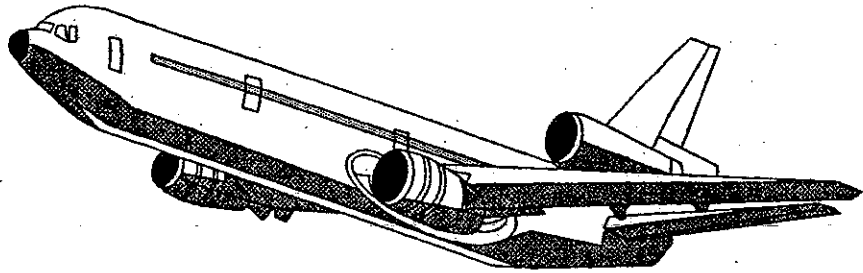
**2013
CRIME COMPARISON
CLEAR-UP RATE**

CRIME	FIRST 11 MONTHS 2013 ATLANTA CLEAR-UP RATE	NATIONAL AVERAGE CLEAR-UP RATE FOR CITIES 250,000 AND OVER *
CRIMINAL HOMICIDE	68%	57%
RAPE	66%	41%
ROBBERY	21%	24%
AGG. ASSAULT	61%	48%
BURGLARY	8%	9%
LARCENY	17%	17%
AUTO THEFT	8%	8%

* National Average for Cities 250,000 and Over Based on Latest Annual (2012) FBI Uniform Crime Report



APD



The Atlanta Airport
UNIFORM CRIME REPORTING



NOVEMBER 2013

SUPPORT SERVICES DIVISION
INFORMATION SERVICES SECTION

RETURN A - MONTHLY RETURN OF OFFENSES KNOWN TO THE POLICE

1-720b (Rev. 8-30-84)
OMB No. 1110-0001

This report is authorized by law Title 28, Section 534, U.S. Code. While you are not required to respond, your cooperation in forwarding this report by the 7th day after the close of the month to Uniform Crime Reports, Federal Bureau of Investigation, Washington, D.C. 20535, will assist in compiling comprehensive, accurate national crime figures on a timely basis.

1 CLASSIFICATION OF OFFENSES	2 Data Entry	3 OFFENSES REPORTED OR KNOWN TO POLICE (INCLUDE "UNFOUNDED" AND ATTEMPTS)	4 UNFOUNDED, I.E., FALSE OR BASELESS COMPLAINTS	5 NUMBER OF ACTUAL OFFENSES (COLUMN 2 MINUS COLUMN 3) INCLUDE ATTEMPTS	6 TOTAL OFFENSES CLEARED BY ARREST OR EXCEPTIONAL MEANS (INCLUDES COL. 6)	7 NUMBER OF CLEARANCES INVOLVING ONLY PERSONS UNDER 18 YEARS OF AGE
1. CRIMINAL HOMICIDE						
a. MURDER AND NONNEGLIGENT HOMICIDE	11	0	0	0	0	0
b. MANSLAUGHTER BY NEGLIGENCE	12					
2. FORCIBLE RAPE TOTAL	20	0	0	0	0	0
a. Rape by Force	21	0	0	0	0	0
b. Attempts to commit Forcible Rape	22	0	0	0	0	0
3. ROBBERY TOTAL	30	0	0	0	0	0
a. Firearm	31	0	0	0	0	0
b. Knife or Cutting Instrument	32	0	0	0	0	0
c. Other Dangerous Weapon	33	0	0	0	0	0
d. Strong-Arm (Hands, Fists, Feet, etc.)	34	0	0	0	0	0
4. ASSAULT TOTAL	40	5	0	5	1	0
a. Firearm	41	0	0	0	0	0
b. Knife or cutting instrument	42	0	0	0	0	0
c. Other Dangerous Weapon	43	0	0	0	0	0
d. Strong-Arm	44	0	0	0	0	0
e. Other Assaults - Simple, Not Aggravated	45	5	0	5	1	0
5. BURGLARY TOTAL	50	1	0	1	0	0
a. Forcible Entry	51	1	0	1	0	0
b. Unlawful Entry - No Force	52	0	0	0	0	0
c. Attempted Forcible Entry	53	0	0	0	0	0
6. LARCENY THEFT TOTAL (except Motor Vehicle Theft)	60	19	0	19	0	0
7. MOTOR VEHICLE THEFT TOTAL	70	7	0	7	0	0
a. Autos	71	7	0	7	0	0
b. Trucks and Buses	72	0	0	0	0	0
c. Other Vehicles	73	0	0	0	0	0
GRAND TOTAL	77	32	0	32	1	0

CHECKING ANY OF THE APPROPRIATE BLOCKS BELOW WILL ELIMINATE YOUR NEED TO SUBMIT REPORTS WHEN THE VALUES ARE ZERO. THIS WILL ALSO AID THE NATIONAL PROGRAM IN ITS QUALITY CONTROL EFFORTS.

- NO SUPPLEMENTARY HOMICIDE REPORT SUBMITTED SINCE NO MURDERS, JUSTIFIABLE HOMICIDES, OR MANSLAUGHTER BY NEGLIGENCE OCCURRED IN THIS JURISDICTION DURING THE MONTH.
- NO SUPPLEMENT TO RETURN A REPORT SINCE NO CRIME OFFENSES OR RECOVERY OF PROPERTY REPORTED DURING THE MONTH.
- NO LAW ENFORCEMENT OFFICERS KILLED OR ASSAULTED REPORT SINCE NONE OF THE OFFICERS WERE ASSAULTED OR KILLED DURING THE MONTH.

- NO AGE, SEX, AND RACE OF PERSONS ARRESTED UNDER 18 YEARS OF AGE REPORT SINCE NO ARRESTS OF PERSONS WITHIN THIS AGE GROUP.
- NO AGE, SEX, AND RACE OF PERSONS ARRESTED 18 YEARS OF AGE AND OVER REPORT SINCE NO ARRESTS OF PERSONS WITHIN THIS AGE GROUP.
- NO MONTHLY RETURN OF ARSON OFFENSES KNOWN TO LAW ENFORCEMENT REPORT SINCE NO ARSONS OCCURRED.

DO NOT USE THIS SPACE

	INITIALS
RECORDED	
EDITED	
ENTERED	
ADJUSTED	
WORKS	

* TOTALS INCLUDE PREVIOUS OFFENSES

NOVEMBER 2013

Month and Year of Report

GA 060240X

Agency Identifier

DECEMBER 12, 2013

Date

ATLANTA AIRPORT POLICE - GEORGIA

Agency and State

Nail J. Kosh LIEUTENANT
Prepared By Title

George W. J. CHIEF
Chief, Commissioner, Sheriff, or Superintendent

PROPERTY STOLEN BY CLASSIFICATION

CLASSIFICATION	DATA ENTRY	Number of Actual Offenses (Column 4 Return A)	Monetary Value of Property Stolen
1. MURDER AND NONNEGLIGENT MANSLAUGHTER	12	0	0.00
2. FORCIBLE RAPE	20	0	0.00
3. ROBBERY			
(a) HIGHWAY (streets, alleys, etc.)	31	0	0.00
(b) COMMERCIAL HOUSE (except c, d, and f)	32	0	0.00
(c) GAS OR SERVICE STATION	33	0	0.00
(d) CONVENIENCE STORE	34	0	0.00
(e) RESIDENCE (anywhere on premises)	35	0	0.00
(f) BANK	36	0	0.00
(g) MISCELLANEOUS	37	0	0.00
TOTAL ROBBERY	30	0	\$ 0.00
5. BURGLARY - BREAKING OR ENTERING			
(a) RESIDENCE (dwelling)			
(1) NIGHT (6 p.m. - 6 a.m.)	51	0	0.00
(2) DAY (6 a.m. - 6 p.m.)	52	0	0.00
(3) UNKNOWN	53	0	0.00
(b) NON-RESIDENCE (store, office, etc.)			
(1) NIGHT (6 p.m. - 6 a.m.)	54	1	1,400.00
(2) DAY (6 a.m. - 6 p.m.)	55	0	0.00
(3) UNKNOWN	56	0	0.00
TOTAL BURGLARY	50	1	\$ 1,400.00
6. LARCENY - THEFT (Except Motor Vehicle Theft)			
(a) \$200 AND OVER	61	11	20,501.00
(b) \$50 TO \$200	62	0	0.00
(c) UNDER \$50	63	8	20.00
TOTAL LARCENY (Same as Item 6X)	60	19	\$ 20,521.00
7. MOTOR VEHICLE THEFT (Include Alleged Joy Ride)	70	7	102,500.00
GRAND TOTAL - ALL ITEMS	77	27	\$ 124,421.00
ADDITIONAL ANALYSIS OF LARCENY AND MOTOR VEHICLE THEFT			
6X. NATURE OF LARCENIES UNDER ITEM 6			
(a) POCKET-PICKING	81	0	0.00
(b) PURSE-SNATCHING	82	0	0.00
(c) SHOPLIFTING	83	0	0.00
(d) FROM MOTOR VEHICLES (except e)	84	2	670.00
(e) MOTOR VEHICLE PARTS AND ACCESSORIES	85	0	0.00
(f) BICYCLES	86	0	0.00
(g) FROM BUILDING (except c and h)	87	5	1,200.00
(h) FROM ANY COIN-OPERATED MACHINES (parking meters, etc.)	88	0	0.00
(i) ALL OTHER	89	12	18,651.00
TOTAL LARCENIES (Same as Item 6)	60	19	\$ 20,521.00
7X. MOTOR VEHICLES RECOVERED			
(a) STOLEN LOCALLY AND RECOVERED LOCALLY	91	2	
(b) STOLEN LOCALLY AND RECOVERED BY OTHER JURISDICTIONS	92	0	
(c) TOTAL LOCALLY STOLEN MOTOR VEHICLES RECOVERED (a & b)	93	2	
(d) STOLEN IN OTHER JURISDICTIONS AND RECOVERED LOCALLY	90	4	

SUPPLEMENT TO RETURN A
MONTHLY RETURN OF OFFENSES KNOWN TO THE POLICE

1-706 (Rev.8-30-94)
Form Approved
OMB No. 1110-0007

This report is authorized by law, Title 28, Section 534, U. S. Code. While you are not required to respond, your cooperation in submitting this report with the Return A will assist the FBI in compiling comprehensive, accurate figures on a timely basis.

This form deals with the nature of crime and the monetary value of property stolen and recovered. The total offenses recorded on the form should be the same as the number of actual offenses listed in Column 4 of the Return A for each crime class. Include attempted crimes on this form, but do not include unfounded offenses. If you cannot complete the report in all areas, please record as much information as is available. Tally sheets will be sent upon request.

PROPERTY BY TYPE AND VALUE

Type of Property (1)	Data Entry	Monetary Value of Property Stolen in Your Jurisdiction	
		Stolen (2)	Recovered (3)
(A) Currency, Notes, Etc.	01	\$ 0.00	\$ 0.00
(B) Jewelry and Precious Metals	02	2,001.00	0.00
(C) Clothing and Furs	03	9,650.00	0.00
(D) Locally Stolen Motor Vehicles	04	102,500.00	10,500.00
(E) Office Equipment	05	0.00	0.00
(F) Televisions, Radios, Stereos, Etc.	06	7,300.00	0.00
(G) Firearms	07	0.00	0.00
(H) Household Goods	08	0.00	0.00
(I) Consumable Goods	09	0.00	0.00
(J) Livestock	10	0.00	0.00
(K) Miscellaneous	11	2,970.00	0.00
TOTAL	00	\$ 124,421.00	\$ 10,500.00

The total of this column should agree with the Grand Total (DATA ENTRY 77) shown on page 2.

Include in this column all property recovered even though stolen in prior months. The above is an accounting for only that property stolen in your jurisdiction. This will include property recovered for you by other jurisdictions, but not property you recover for them.

DECEMBER 12, 2013

DATE

Nail J. Klay

LIEUTENANT

PREPARED BY

TITLE

George M. ...

CHIEF

CHIEF, COMMISSIONER, SHERIFF OR SUPERINTENDENT

NOVEMBER 2013

Month and Year of Report

GA 060240X

Agency Identifier

ATLANTA AIRPORT POLICE - GEORGIA

Agency and State

LAW ENFORCEMENT OFFICERS KILLED OR ASSAULTED

It is requested this report be completed and transmitted with monthly crime reports to: Director, Federal Bureau of Investigation, Uniform Crime Reports, Washington, D. C. 20535. This form should be used to report the number of your officers who were assaulted or killed in the line of duty during the month. Additional information concerning officers killed will be requested by a separate questionnaire.

OFFICERS KILLED

Number of your law enforcement officers killed in the line of duty this month.

By felonious act 0
By accident or negligence 0

Officers Assaulted (Do not include officers killed) - See other side for instructions.

Type of Activity	Total Assaults by Weapon A	Type of Weapon					Two-Officer Vehicle F	Type of Assignment						Police Assaults Cleared M
		Firearm B	Knife or Other Cutting Instrument C	Other Dangerous Weapon D	Hands, Fists, Feet, etc. E	One-Officer Vehicle		Detective or Special Assign.		Other				
						Alone G		As-sisted H	Alone I	As-sisted J	Alone K	As-sisted L		
1. Responding to "Disturbance" calls (family quarrels, man with gun, etc.)	0													
2. Burglaries in progress or pursuing burglary suspects	0													
3. Robberies in progress or pursuing robbery suspects	0													
4. Attempting other arrests	0													
5. Civil disorder (riot, mass disobedience)	0													
6. Handling, transporting, custody of prisoners	1				1			1						1
7. Investigating suspicious persons or circumstances	0													
8. Ambush - no warning	0													
9. Mentally deranged	0													
10. Traffic pursuits and stops	0													
11. All Other	0													
12. TOTAL (1-11)	1	0	0	0	1	0	0	1	0	0	0	0	0	1
13. Number with personal injury	0													
14. Number without personal injury	1				1									
15. Time of assaults	AM	1												
	PM													
		12:01	2:00	4:00	6:00	8:00	10:00	12:00						

DO NOT WRITE HERE

Recorded	Initials
Edited	
Punched	
Verified	
Adjusted	
DOJ/FBI	

NOVEMBER 2013
Month and Year
ATLANTA AIRPORT POLICE
Agency
GA 060240X
Agency Identifier
GEORGIA
State

Nail J. Klay LIEUTENANT
Prepared By Title
Boyer N. J. CHIEF
Chief, Sheriff, Commissioner, Superintendent

ATLANTA AIRPORT POLICE
AGE, SEX, AND RACE OF PERSONS ARRESTED
17 YEARS OF AGE AND OVER

MONTH NOVEMBER

YEAR 2013

CLASSIFICATION OF OFFENSES	SEX	AGE OF PERSON ARRESTED															TOTAL	RACE				ETHNIC		
		17	18	19	20	21	22	23	24 29	30 34	35 39	40 44	45 49	50 54	55 59	60 64		65 UP	White	Black	Native Amer.	Asian/Pacific	Whi. Hispanic	Blck Hispanic
Prostitution and Commercialized Vice	M																	0						
	F																	0						
Sex Offenses (except Rape and Prostitution)	M																1	1						
	F																	0						
Drug Abuse Violations Grand Total	M	0	0	0	0	0	0	0	1	0	0	0	0	0	0	0	1	2		1				
	F	0	0	0	0	0	0	0	0	0	0	0	0	0	0	0	0	0	1	1	0	0	0	0
(1) Sale/Manufacturing Subtotal	M	0	0	0	0	0	0	0	0	0	0	0	0	0	0	0	0	0						
	F	0	0	0	0	0	0	0	0	0	0	0	0	0	0	0	0	0	0	0	0	0	0	0
Opium or Cocaine and their derivatives	M																	0						
	F																	0						
Marijuana	M																	0						
	F																	0						
Synthetic Narcotics	M																	0						
	F																	0						
Other Dangerous Non-Narcotic Drugs	M																	0						
	F																	0						
(2) Possession Subtotal	M	0	0	0	0	0	0	0	1	0	0	0	0	0	0	0	1	2						
	F	0	0	0	0	0	0	0	0	0	0	0	0	0	0	0	0	0	1	1	0	0	0	0
Opium or Cocaine and their derivatives	M								1									1						
	F																	0		1				
Marijuana	M																	0						
	F																1	1						
Synthetic Narcotics	M																	0						
	F																	0	1					
Other Dangerous Non-Narcotic Drugs	M																	0						
	F																	0						
Gambling Total	M	0	0	0	0	0	0	0	0	0	0	0	0	0	0	0	0	0						
	F	0	0	0	0	0	0	0	0	0	0	0	0	0	0	0	0	0	0	0	0	0	0	0
Bookmaking	M																	0						
	F																	0						
Numbers and Lottery	M																	0						
	F																	0						

- 37a -

ATLANTA AIRPORT POLICE
AGE, SEX, AND RACE OF PERSONS ARRESTED
17 YEARS OF AGE AND OVER

MONTH NOVEMBER

YEAR 2013

CLASSIFICATION OF OFFENSES	SEX	AGE OF PERSON ARRESTED																TOTAL	RACE				ETHNIC	
		17	18	19	20	21	22	23	24 29	30 34	35 39	40 44	45 49	50 54	55 59	60 64	65 UP		White	Black	Native Amer.	Asian/Pacific	Whi. Hispanic	Blck Hispanic
All Other Gambling	M																	0						
	F																	0						
Offenses Against Family And Children	M																	0						
	F																	0						
Driving Under the Influence	M																	0						
	F																	0						
Liquor Laws	M																	0						
	F			1														1	1					
Drunkenness	M									1								1						
	F																	0	1					
Disorderly Conduct	M																	0						
	F																	0						
Vagrancy	M																	0						
	F																	0						
All Other Offenses (except Traffic)	M					2			2	2	6	8	8	5	7	5	3	48						
	F																	0	9	39				
Suspicion	M																	0						
	F																	0						
TOTAL		0	0	1	0	2	0	0	5	3	7	8	8	7	7	6	8	62	20	42	0	0	0	0

-37b-

NOVEMBER 2013

Month and Year of Report

GA 060240X

Agency Identifier

DECEMBER 12, 2013

Date

Nail J Kost

Prepared By

LIEUTENANT

Title

ATLANTA AIRPORT POLICE - GEORGIA

Agency and State

George M. J.

CHIEF

Chief, Commissioner, Sheriff, or Superintendent

**ATLANTA AIRPORT POLICE
AGE, SEX, AND RACE OF PERSONS ARRESTED
16 YEARS OF AGE AND UNDER**

MONTH NOVEMBER

YEAR 2013

CLASSIFICATION OF OFFENSES	SEX	AGE						RACE				ETHNIC		
		09	1012	1314	15	16	TOTAL	White	Black	Native Amer.	Asian/Pacific	Whi. Hispanic	Blck Hispanic	
Murder/Nonnegligent Manslaughter	01a	M					0							
	F						0							
Manslaughter by Negligence	01b	M					0							
	F						0							
Forcible Rape	02	M					0							
	F						0							
Robbery	03	M					0							
	F						0							
Aggravated Assault	04	M					0							
	F						0							
Burglary- Breaking or Entering	05	M					0							
	F						0							
Larceny - Theft (except Motor Vehicle Theft)	06	M					0							
	F						0							
Motor Vehicle Theft	07	M					0							
	F						0							
Other Assaults	08	M					0							
	F						0							
Arson	09	M					0							
	F						0							
Forgery and Counterfeiting	10	M					0							
	F						0							
Fraud	11	M					0							
	F						0							
Embezzlement	12	M					0							
	F						0							
Stolen Property, Buying, Receiving, Possessing	13	M					0							
	F						0							
Vandalism	14	M					0							
	F						0							
Weapons	15	M					0							
	F						0							
Prostitution and Commercialized Vice	16	M					0							
	F						0							

-37c-

ATLANTA AIRPORT POLICE
AGE, SEX, AND RACE OF PERSONS ARRESTED
16 YEARS OF AGE AND UNDER

MONTH NOVEMBER

YEAR 2013

CLASSIFICATION OF OFFENSES	SEX	AGE						RACE				ETHNIC	
		09	1012	1314	15	16	TOTAL	White	Black	Native Amer.	Asian/Pacific	Whi. Hispanic	Blck Hispanic
Sex Offenses (except Rape and Prostitution)	17 M						0						
	F						0						
Drug Abuse Violations Grand Total	18 M	0	0	0	0	0	0	0	0	0	0	0	0
	F	0	0	0	0	0	0	0	0	0	0	0	0
(1) Sale/Manufacturing Subtotal	180 M	0	0	0	0	0	0	0	0	0	0	0	0
	F	0	0	0	0	0	0	0	0	0	0	0	0
Opium or Cocaine and their Derivatives	a M						0						
	F						0						
Marijuana	b M						0						
	F						0						
Synthetic Narcotics	c M						0						
	F						0						
Other Dangerous Non-Narcotic Drugs	d M						0						
	F						0						
(2) Possession Subtotal	185 M	0	0	0	0	0	0	0	0	0	0	0	0
	F	0	0	0	0	0	0	0	0	0	0	0	0
Opium or Cocaine and their Derivatives	e M						0						
	F						0						
Marijuana	f M						0						
	F						0						
Synthetic Narcotics	g M						0						
	F						0						
Other Dangerous Non-Narcotic Drugs	h M						0						
	F						0						
Gambling Total	19 M	0	0	0	0	0	0	0	0	0	0	0	0
	F	0	0	0	0	0	0	0	0	0	0	0	0
Bookmaking	a M						0						
	F						0						
Numbers and Lottery	b M						0						
	F						0						
All Other Gambling	c M						0						
	F						0						
Offenses Against Family and Children	20 M						0						
	F						0						

-37d-

ATLANTA AIRPORT POLICE
 AGE, SEX, AND RACE OF PERSONS ARRESTED
 16 YEARS OF AGE AND UNDER

MONTH NOVEMBER

YEAR 2013

CLASSIFICATION OF OFFENSES	SEX	AGE						RACE				ETHNIC		
		0	10	13	15	16	TOTAL	White	Black	Native Amer.	Asian/Pacific	Whi. Hispanic	Blck Hispanic	
		9	12	14										
Driving Under the Influence 21	M						0							
	F						0							
Liquor Laws 22	M						0							
	F						0							
Drunkenness 23	M						0							
	F						0							
Disorderly Conduct 24	M						0							
	F						0							
Vagrancy 25	M						0							
	F						0							
All Other Offenses (except Traffic) 26	M						0							
	F						0							
Suspicion 27	M						0							
	F						0							
Curfew and Loitering 28	M						0							
	F						0							
Run-Aways 29	M						0							
	F						0							
Total			0	0	0	0	0	0	0	0	0	0	0	0

-37e-

NOVEMBER 2013

Month and Year of Report

GA 060240X

Agency Identifier

DECEMBER 12, 2013

Date

Nail J. Klay LIEUTENANT

Prepared By

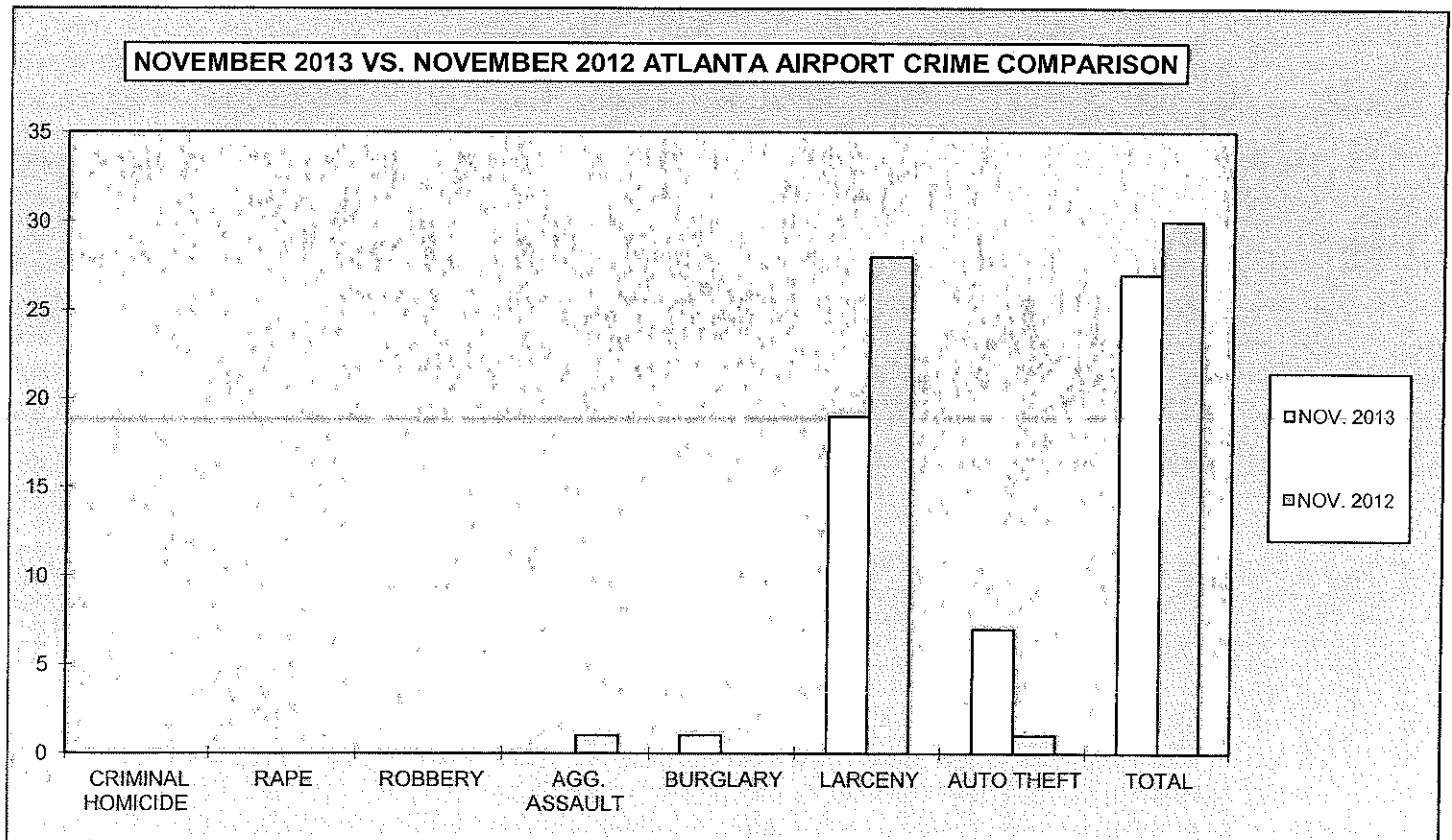
ATLANTA AIRPORT POLICE - GEORGIA

Agency and State

George M. J. CHIEF
 Chief, Commissioner, Sheriff, or Superintendent

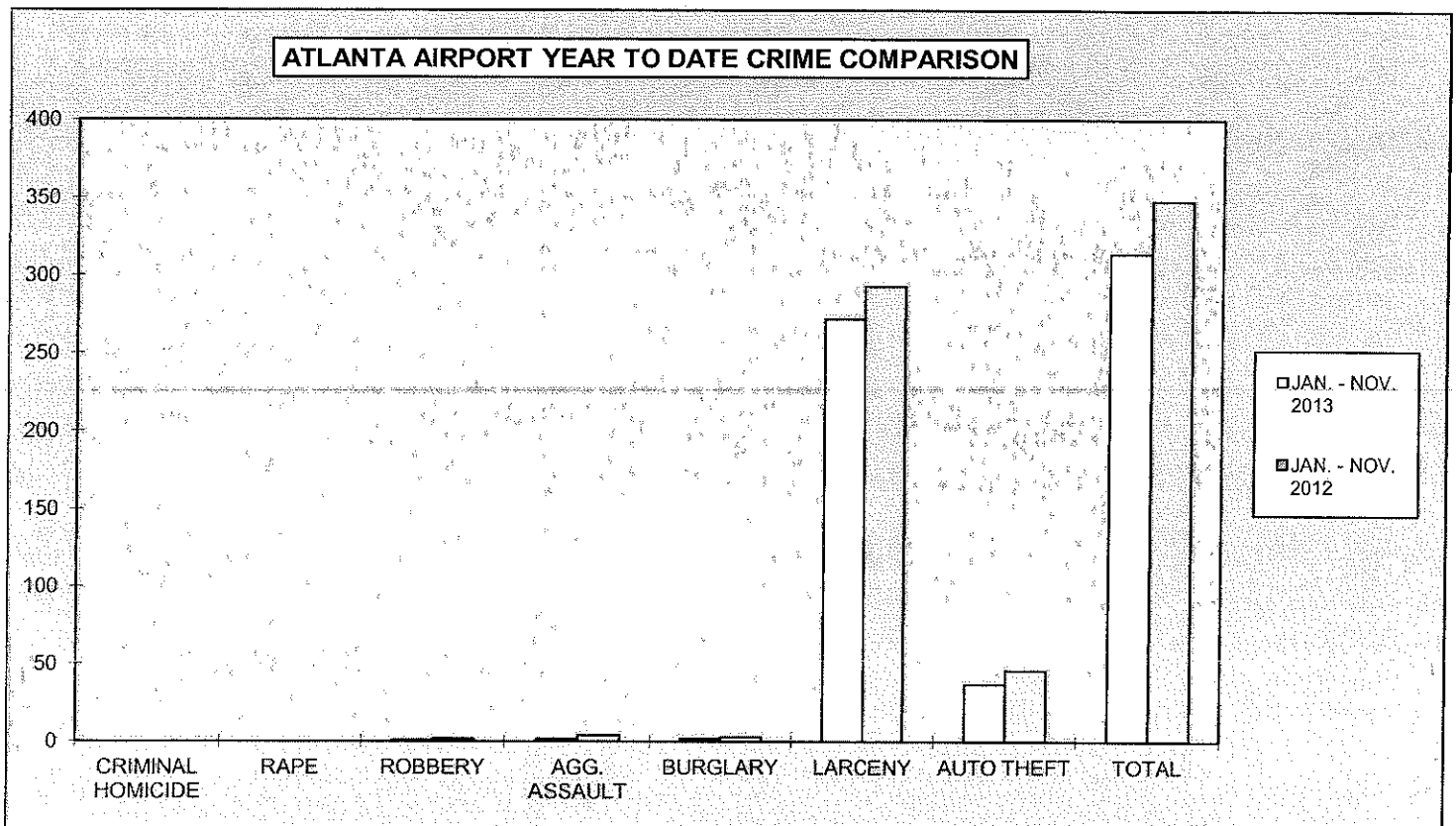
2013
ATLANTA AIRPORT
MONTHLY CRIME COMPARISON

CRIME	NOV. 2013	NOV. 2012	# DIFFERENCE	% DIFFERENCE
CRIMINAL HOMICIDE	0	0	0	0%
RAPE	0	0	0	0%
ROBBERY	0	0	0	0%
AGG. ASSAULT	0	1	-1	-100%
BURGLARY	1	0	1	100%
RESIDENCE	0	0	0	0%
NON-RESIDENCE	1	0	1	100%
LARCENY	19	28	-9	-32%
POCKETPICKING	0	0	0	0%
PURSE SNATCHING	0	1	-1	-100%
SHOPLIFTING	0	0	0	0%
FROM MOTOR VEHICLES	2	0	2	100%
MOTOR VEH. PARTS/ACCESSORIES	0	0	0	0%
BICYCLES	0	0	0	0%
FROM BUILDINGS	5	10	-5	-50%
FROM COIN OPERATED MACHINES	0	0	0	0%
ALL OTHER	12	17	-5	-29%
AUTO THEFT	7	1	6	600%
TOTAL	27	30	-3	-10%



**2013
ATLANTA AIRPORT
YEAR TO DATE CRIME COMPARISON**

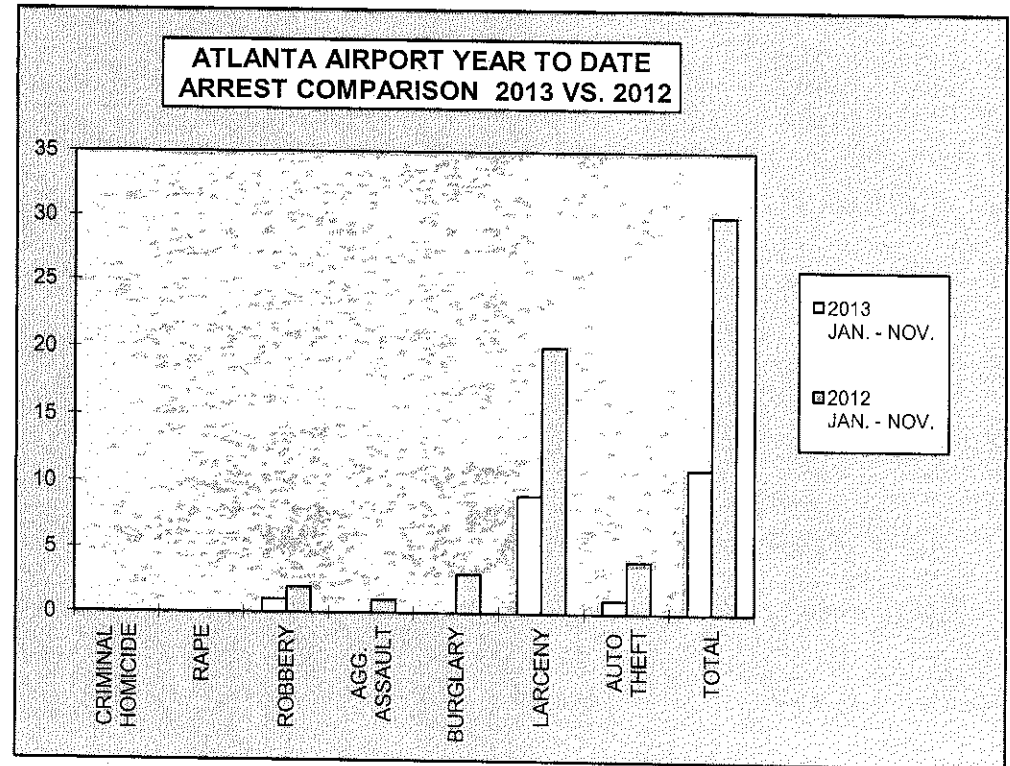
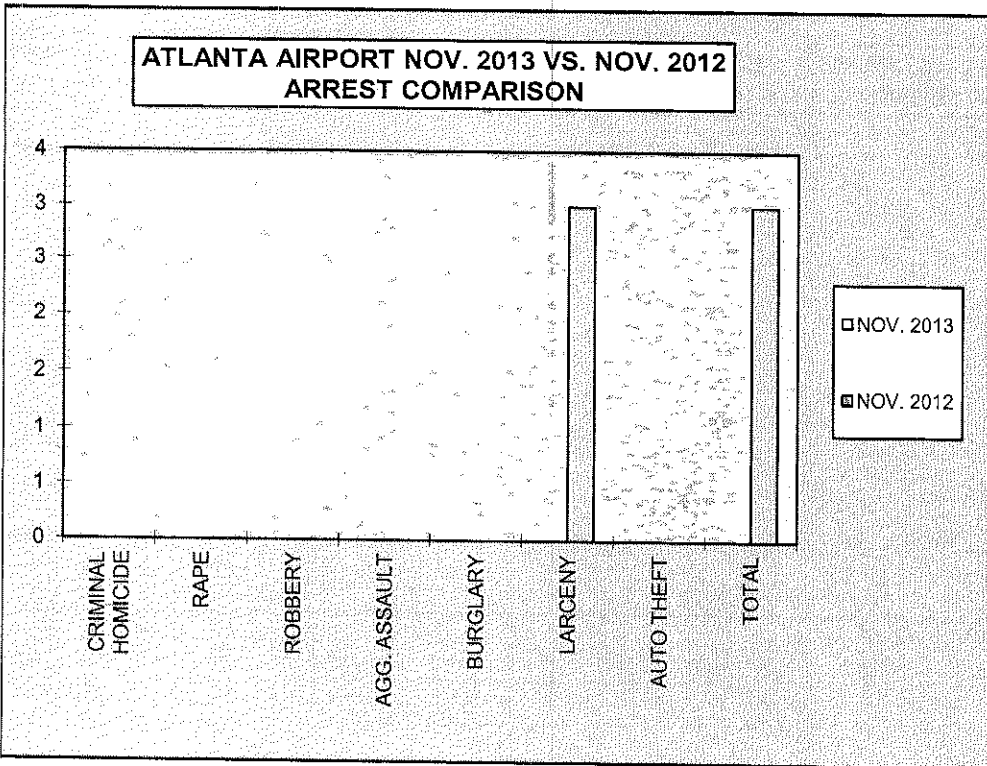
FIRST 11 MONTHS				
CRIME	JAN. - NOV. 2013	JAN. - NOV. 2012	# DIFFERENCE	% DIFFERENCE
CRIMINAL HOMICIDE	0	0	0	0%
RAPE	0	0	0	0%
ROBBERY	1	2	-1	-50%
AGG. ASSAULT	2	4	-2	-50%
BURGLARY	2	3	-1	-33%
RESIDENCE	0	0	0	0%
NON-RESIDENCE	2	3	-1	-33%
LARCENY	272	293	-21	-7%
POCKETPICKING	0	5	-5	-100%
PURSE SNATCHING	2	2	0	0%
SHOPLIFTING	3	8	-5	-63%
FROM MOTOR VEHICLES	18	44	-26	-59%
MOTOR VEH. PARTS/ACCESSORIES	9	27	-18	-67%
BICYCLES	2	0	2	100%
FROM BUILDINGS	80	74	6	8%
FROM COIN OPERATED MACHINES	0	4	-4	-100%
ALL OTHER	158	129	29	22%
AUTO THEFT	37	46	-9	-20%
TOTAL	314	348	-34	-10%



2013
ATLANTA AIRPORT
ARREST COMPARISON

NOVEMBER ARREST COMPARISON				
CRIME	NOV. 2013	NOV. 2012	# DIFFERENCE	% DIFFERENCE
CRIMINAL HOMICIDE	0	0	0	0%
RAPE	0	0	0	0%
ROBBERY	0	0	0	0%
AGG. ASSAULT	0	0	0	0%
BURGLARY	0	0	0	0%
LARCENY	0	3	-3	-100%
AUTO THEFT	0	0	0	0%
TOTAL	0	3	-3	-100%

FIRST 11 MONTHS ARREST COMPARISON				
CRIME	2013 JAN. - NOV.	2012 JAN. - NOV.	# DIFFERENCE	% DIFFERENCE
CRIMINAL HOMICIDE	0	0	0	0%
RAPE	0	0	0	0%
ROBBERY	1	2	-1	-50%
AGG. ASSAULT	0	1	-1	-100%
BURGLARY	0	3	-3	-100%
LARCENY	9	20	-11	-55%
AUTO THEFT	1	4	-3	-75%
TOTAL	11	30	-19	-63%



**2013
ATLANTA AIRPORT
CLEAR-UP RATE**

CRIME	ATLANTA AIRPORT NOV. 2013 CLEAR-UP RATE	ATLANTA AIRPORT NOV. 2012 CLEAR-UP RATE
CRIMINAL HOMICIDE	0%	0%
RAPE	0%	0%
ROBBERY	0%	0%
AGG. ASSAULT	0%	0%
BURGLARY	0%	0%
LARCENY	0%	14%
AUTO THEFT	0%	0%

