

FBI

UNIFORM CRIME REPORTING

ATLANTA POLICE DEPARTMENT

226 PEACHTREE STREET, SW

ATLANTA, GEORGIA 30303



JULY 2017

SUPPORT SERVICES DIVISION
INFORMATION SERVICES SECTION

TABLE OF CONTENTS

	Page
U. C. R. COMPARATIVE CRIME REPORT -----	1
RETURN A - MONTHLY RETURN OF OFFENSES KNOWN TO THE POLICE -----	2
PROPERTY STOLEN BY CLASSIFICATION -----	3
	3a
LAW ENFORCEMENT OFFICERS KILLED OR ASSAULTED -----	4
MONTHLY RETURN OF ARSON OFFENSES KNOWN TO LAW ENFORCEMENT -----	5
POLICE DISPOSITION OF JUVENILES -----	6
SUPPLEMENTARY HOMICIDE REPORT -----	7
SEX AND RACE OF PERSONS ARRESTED -----	8
	8a-8e
HOMICIDE COMPARISON REPORT -----	9
HOMICIDE BREAKDOWN REPORT -----	10
SEVEN MAJOR CRIMES - MONTHLY CRIME COMPARISON -----	11
SEVEN MAJOR CRIMES - YEAR TO DATE CRIME COMPARISON -----	12
SEVEN MAJOR CRIMES ARREST MONTHLY AND YEAR TO DATE COMPARISON -----	13
CRIMES AGAINST PERSONS MONTHLY AND YEAR TO DATE COMPARISON -----	14
CRIMES AGAINST PROPERTY MONTHLY AND YEAR TO DATE COMPARISON -----	15
CRIMES AGAINST PERSONS & PROPERTY MONTHLY COMPARISON BY ZONES -----	16
CRIMES AGAINST PERSONS & PROPERTY YEAR TO DATE COMPARISON BY ZONES -----	17
SEVEN MAJOR CRIMES MONTHLY CRIME COMPARISON BY ZONES -----	18
SEVEN MAJOR CRIMES - YEAR TO DATE CRIME COMPARISON BY ZONES -----	19
SEVEN MAJOR CRIMES - MONTHLY CRIME COMPARISON - ZONE 1 -----	20
SEVEN MAJOR CRIMES - YEAR TO DATE CRIME COMPARISON - ZONE 1 -----	21
SEVEN MAJOR CRIMES - MONTHLY CRIME COMPARISON - ZONE 2 -----	22
SEVEN MAJOR CRIMES - YEAR TO DATE CRIME COMPARISON - ZONE 2 -----	23
SEVEN MAJOR CRIMES - MONTHLY CRIME COMPARISON - ZONE 3 -----	24
SEVEN MAJOR CRIMES - YEAR TO DATE CRIME COMPARISON - ZONE 3 -----	25
SEVEN MAJOR CRIMES - MONTHLY CRIME COMPARISON - ZONE 4 -----	26
SEVEN MAJOR CRIMES - YEAR TO DATE CRIME COMPARISON - ZONE 4 -----	27
SEVEN MAJOR CRIMES - MONTHLY CRIME COMPARISON - ZONE 5 -----	28
SEVEN MAJOR CRIMES - YEAR TO DATE CRIME COMPARISON - ZONE 5 -----	29
SEVEN MAJOR CRIMES - MONTHLY CRIME COMPARISON - ZONE 6 -----	30
SEVEN MAJOR CRIMES - YEAR TO DATE CRIME COMPARISON - ZONE 6 -----	31
CLEAR-UP RATE COMPARISON -----	32
 ATLANTA AIRPORT -----	 33
RETURN A - MONTHLY RETURN OF OFFENSES KNOWN TO THE POLICE -----	34
PROPERTY STOLEN BY CLASSIFICATION -----	35
	35a
LAW ENFORCEMENT OFFICERS KILLED OR ASSAULTED -----	36
POLICE DISPOSITION OF JUVENILES -----	37
SEX AND RACE OF PERSONS ARRESTED -----	38
	38a-38e
SEVEN MAJOR CRIMES - MONTHLY CRIME COMPARISON -----	39
SEVEN MAJOR CRIMES - YEAR TO DATE CRIME COMPARISON -----	40
SEVEN MAJOR CRIMES ARREST MONTHLY AND YEAR TO DATE COMPARISON -----	41
CLEAR-UP RATE COMPARISON -----	42

JULY 2017
U.C.R. COMPARATIVE CRIME REPORT
SUPPORT SERVICES DIVISION
INFORMATION SERVICES SECTION

	JULY 2017		JULY 2016		COMPARATIVE ACTUAL	% CHANGE ACTUAL	COMPARATIVE CLEARED	% CHANGE CLEARED
	ACTUAL	CLEARED	ACTUAL	CLEARED				
MURDER	9	7	12	9	-3	-25%	-2	-22%
RAPE	25	5	13	1	12	92%	4	400%
ROBBERY	108	25	174	23	-66	-38%	2	9%
AGG. ASSAULT	289	148	244	93	45	18%	55	59%
BURGLARY - RESIDENCE	223		345		-122	-35%		
BURGLARY - NON-RESIDENCE	58	20	75	22	-17	-23%	-2	-9%
LARCENY - \$200 AND OVER	305		268		37	14%		
LARCENY - \$50 TO \$199	76	182	67	190	9	13%	-8	-4%
LARCENY - UNDER \$50	1,110		1,079		31	3%		
AUTO THEFT	329	18	357	23	-28	-8%	-5	-22%
TOTAL	2,532		2,634		-102	-4%		
AUTOS RECOVERED	55		52		3	6%		

	2017 JANUARY - JULY		2016 JANUARY - JULY		COMPARATIVE ACTUAL	% CHANGE ACTUAL	COMPARATIVE CLEARED	% CHANGE CLEARED
	ACTUAL	CLEARED	ACTUAL	CLEARED				
MURDER	46	42	69	50	-23	-33%	-8	-16%
RAPE	155	33	73	35	82	112%	-2	-6%
ROBBERY	777	191	1,266	293	-489	-39%	-102	-35%
AGG. ASSAULT	1,618	840	1,566	822	52	3%	18	2%
BURGLARY - RESIDENCE	1,435		2,032		-597	-29%		
BURGLARY - NON-RESIDENCE	448	143	559	226	-111	-20%	-83	-37%
LARCENY - \$200 AND OVER	1,824		1,716		108	6%		
LARCENY - \$50 TO \$199	467	1,189	442	1,438	25	6%	-249	-17%
LARCENY - UNDER \$50	6,491		6,763		-272	-4%		
AUTO THEFT	1,819	133	2,201	193	-382	-17%	-60	-31%
TOTAL	15,080		16,687		-1,607	-10%		
AUTOS RECOVERED	519		463		56	12%		

RETURN A - MONTHLY RETURN OF OFFENSES KNOWN TO THE POLICE

1-720b (Rev. 8-30-94)
OMB No. 1110-0001

This report is authorized by law Title 28, Section 534, U.S. Code. While you are not required to respond, your cooperation in forwarding this report by the 7th day after the close of the month to Uniform Crime Reports, Federal Bureau of Investigation, Washington, D.C. 20535, will assist in compiling comprehensive, accurate national crime figures on a timely basis.

1	2	3	4	5	6
CLASSIFICATION OF OFFENSES	OFFENSES REPORTED OR KNOWN TO POLICE (INCLUDE "UNFOUNDED" AND ATTEMPTS)	UNFOUNDED, I.E., FALSE OR BASELESS COMPLAINTS	NUMBER OF ACTUAL OFFENSES (COLUMN 2 MINUS COLUMN 3) INCLUDE ATTEMPTS	TOTAL OFFENSES CLEARED BY ARREST OR EXCEPTIONAL MEANS (INCLUDES COL 6)	NUMBER OF CLEARANCES INVOLVING ONLY PERSONS UNDER 18 YEARS OF AGE
1. CRIMINAL HOMICIDE					
a. MURDER AND NONNEGLIGENT HOMICIDE	11	9	0	9	7
b. MANSLAUGHTER BY NEGLIGENCE	12				0
2. FORCIBLE RAPE TOTAL	20				
a. Rape by Force	21	25	0	25	5
b. Attempts to commit Forcible Rape	22	0	0	0	4
3. ROBBERY TOTAL	30				
a. Firearm	31	108	0	108	25
b. Knife or Cutting Instrument	32	0	0	0	1
c. Other Dangerous Weapon	33	7	0	7	16
d. Strong-Arm (Hands, Fists, Feet, etc.)	34	21	0	21	1
4. ASSAULT TOTAL	40				
a. Firearm	41	709	9	700	343
b. Knife or cutting instrument	42	148	2	146	55
c. Other Dangerous Weapon	43	51	1	50	34
d. Strong-Arm	44	74	1	73	42
e. Other Assaults - Simple, Not Aggravated	45	20	0	20	17
5. BURGLARY TOTAL	50				
a. Forcible Entry	51	416	5	411	195
b. Unlawful Entry - No Force	52	287	6	281	20
c. Attempted Forcible Entry	53	199	3	196	16
6. LARCENY THEFT TOTAL (except Motor Vehicle Theft)	60				
a. Autos	71	1,509	18	1,491	182
b. Trucks and Buses	72	336	7	329	18
c. Other Vehicles	73	308	6	302	17
7. MOTOR VEHICLE THEFT TOTAL	70				
a. Autos	71	336	7	329	18
b. Trucks and Buses	72	308	6	302	17
c. Other Vehicles	73	10	0	10	1
GRAND TOTAL	77	2,983	40	2,943	600
					34

CHECKING ANY OF THE APPROPRIATE BLOCKS BELOW WILL ELIMINATE YOUR NEED TO SUBMIT REPORTS WHEN THE VALUES ARE ZERO. THIS WILL ALSO AID THE NATIONAL PROGRAM IN ITS QUALITY CONTROL EFFORTS.

- NO SUPPLEMENTARY HOMICIDE REPORT SUBMITTED SINCE NO MURDERS, JUSTIFIABLE HOMICIDES, OR MANSLAUGHTER BY NEGLIGENCE OCCURRED IN THIS JURISDICTION DURING THE MONTH.
- NO SUPPLEMENT TO RETURN A REPORT SINCE NO CRIME OFFENSES OR RECOVERY OF PROPERTY REPORTED DURING THE MONTH.
- NO LAW ENFORCEMENT OFFICERS KILLED OR ASSAULTED REPORT SINCE NONE OF THE OFFICERS WERE ASSAULTED OR KILLED DURING THE MONTH.

- NO AGE, SEX, AND RACE OF PERSONS ARRESTED UNDER 18 YEARS OF AGE REPORT SINCE NO ARRESTS OF PERSONS WITHIN THIS AGE GROUP.
- NO AGE, SEX, AND RACE OF PERSONS ARRESTED 18 YEARS OF AGE AND OVER REPORT SINCE NO ARRESTS OF PERSONS WITHIN THIS AGE GROUP.
- NO MONTHLY RETURN OF ARSON OFFENSES KNOWN TO LAW ENFORCEMENT REPORT SINCE NO ARSONS OCCURRED.

DO NOT USE THIS SPACE

	INITIALS
RECORDED	
EDITED	
ENTERED	
ADJUSTED	
UPDATES	

* TOTALS INCLUDE PREVIOUS OFFENSES

JULY 2017

Month and Year of Report

GAAPD 0000

Agency Identifier

AUGUST 17, 2017

Date

ATLANTA POLICE DEPARTMENT - GEORGIA

Agency and State

William A. ...
Prepared By

LIEUTENANT

Title

[Signature]
Chief, Commissioner, Sheriff, or Superintendent

CHIEF

PROPERTY STOLEN BY CLASSIFICATION

CLASSIFICATION	Number of Actual (Column 4)	Offenses Return A)	Monetary Value of Property Stolen
1. MURDER AND NONNEGLIGENT MANSLAUGHTER	12	9	\$ 0.00
2. FORCIBLE RAPE	20	25	\$ 3.00
3. ROBBERY			
(a) HIGHWAY (streets, alleys, etc.)	31	84	36,193.00
(b) COMMERCIAL HOUSE (except c, d, and f)	32	5	421.00
(c) GAS OR SERVICE STATION	33	0	0.00
(d) CONVENIENCE STORE	34	0	0.00
(e) RESIDENCE (anywhere on premises)	35	8	2,666.00
(f) BANK	36	3	0.00
(g) MISCELLANEOUS	37	8	7,105.00
TOTAL ROBBERY	30	108	\$ 46,385.00
5. BURGLARY - BREAKING OR ENTERING			
(a) RESIDENCE (dwelling)			
(1) NIGHT (6 p.m. - 6 a.m.)	51	98	82,077.00
(2) DAY (6 a.m. - 6 p.m.)	52	125	109,481.00
(3) UNKNOWN	53	0	0.00
(b) NON-RESIDENCE (store, office, etc.)			
(1) NIGHT (6 p.m. - 6 a.m.)	54	37	27,322.00
(2) DAY (6 a.m. - 6 p.m.)	55	21	27,201.00
(3) UNKNOWN	56	0	0.00
TOTAL BURGLARY	50	281	\$ 246,081.00
6. LARCENY - THEFT (Except Motor Vehicle Theft)			
(a) \$200 AND OVER	61	305	732,632.00
(b) \$50 TO \$200	62	76	7,512.00
(c) UNDER \$50	63	1,110	2,885.00
TOTAL LARCENY (Same as Item 6X)	60	1,491	\$ 743,029.00
7. MOTOR VEHICLE THEFT (Include Alleged Joy Ride)	70	329	\$ 365,682.00
GRAND TOTAL - ALL ITEMS	77		\$ 1,401,180.00
ADDITIONAL ANALYSIS OF LARCENY AND MOTOR VEHICLE THEFT			
6X. NATURE OF LARCENIES UNDER ITEM 6			
(a) POCKET-PICKING	81	9	305.00
(b) PURSE-SNATCHING	82	23	6,346.00
(c) SHOPLIFTING	83	201	40,091.00
(d) FROM MOTOR VEHICLES (except e)	84	768	415,705.00
(e) MOTOR VEHICLE PARTS AND ACCESSORIES	85	102	17,926.00
(f) BICYCLES	86	30	6,948.00
(g) FROM BUILDING (except o and h)	87	153	111,538.00
(h) FROM ANY COIN-OPERATED MACHINES (parking meters, etc.)	88	2	4,500.00
(i) ALL OTHER	89	203	139,670.00
TOTAL LARCENIES (Same as Item 6)	80	1,491	\$ 743,029.00
7X. MOTOR VEHICLES RECOVERED			
(a) STOLEN LOCALLY AND RECOVERED LOCALLY	91	29	
(b) STOLEN LOCALLY AND RECOVERED BY OTHER JURISDICTIONS	92	26	
(c) TOTAL LOCALLY STOLEN MOTOR VEHICLES RECOVERED (a & b)	93	55	
(d) STOLEN IN OTHER JURISDICTIONS AND RECOVERED LOCALLY	90	N/A	

**SUPPLEMENT TO RETURN A
MONTHLY RETURN OF OFFENSES KNOWN TO THE POLICE**

1-706 (Rev.8-30-94)
Form Approved
OMB No. 1110-0007

This report is authorized by law, Title 28, Section 534, U. S. Code. While you are not required to respond, your cooperation in submitting this report with the Return A will assist the FBI in compiling comprehensive, accurate figures on a timely basis.

This form deals with the nature of crime and the monetary value of property stolen and recovered. The total offenses recorded on the form should be the same as the number of actual offenses listed in Column 4 of the Return A for each crime class. Include attempted crimes on this form, but do not include unfounded offenses. If you cannot complete the report in all areas, please record as much information as is available. Tally sheets will be sent upon request.

PROPERTY BY TYPE AND VALUE

Type of Property (1)	Data Entry	Monetary Value of Property Stolen in Your Jurisdiction	
		Stolen (2)	Recovered (3)
(A) Currency, Notes, Etc.	01	\$ 220,369.00	\$ 0.00
(B) Jewelry and Precious Metals	02	110,426.00	0.00
(C) Clothing and Furs	03	46,784.00	0.00
(D) Locally Stolen Motor Vehicles	04	365,682.00	56,741.00
(E) Office Equipment	05	13,693.00	0.00
(F) Televisions, Radios, Stereos, Etc.	06	250,552.00	1.00
(G) Firearms	07	12,297.00	0.00
(H) Household Goods	08	58,671.00	0.00
(I) Consumable Goods	09	2,898.00	1.00
(J) Livestock	10	0.00	0.00
(K) Miscellaneous	11	319,808.00	1.00
TOTAL	00	\$ 1,401,180.00	\$ 56,744.00

The total of this column should agree with the Grand Total (DATA ENTRY 77) shown on page 2.

Include in this column all property recovered even though stolen in prior months. The above is an accounting for only that property stolen in your jurisdiction. This will include property recovered for you by other jurisdictions, but not property you recover for them.

AUGUST 17, 2017
DATE

L. J. [Signature] LIEUTENANT
PREPARED BY TITLE

CHIEF, COMMISSIONER, SHERIFF OR SUPERINTENDENT

JULY 2017
Month and Year of Report

GAAPD 0000
Agency Identifier

ATLANTA POLICE DEPARTMENT - GEORGIA
Agency and State

LAW ENFORCEMENT OFFICERS KILLED OR ASSAULTED

It is requested this report be completed and transmitted with monthly crime reports to: Director, Federal Bureau of Investigation, Uniform Crime Reports, Washington, D. C. 20535. This form should be used to report the number of your officers who were assaulted or killed in the line of duty during the month. Additional information concerning officers killed will be requested by a separate questionnaire.

OFFICERS KILLED	
Number of your law enforcement officers killed in the line of duty this month.	By felonious act <u>0</u>
	By accident or negligence <u>0</u>

Officers Assaulted (Do not include officers killed) - See other side for instructions.

Type of Activity	Total Assaults by Weapon A	Type of Weapon				Two-Officer Vehicle F	Type of Assignment						Police Assaults Cleared M	
		Firearm B	Knife or Other Cutting Instrument C	Other Dangerous Weapon D	Hands, Fists, Feet, etc. E		One-Officer Vehicle		Detective or Special Assign.		Other			
							Alone G	As-sisted H	Alone I	As-sisted J	Alone K	As-sisted L		
1. Responding to "Disturbance" calls (family quarrels, man with gun, etc.)	0													
2. Burglaries in progress or pursuing burglary suspects	0													
3. Robberies in progress or pursuing robbery suspects	0													
4. Attempting other arrests	0													
5. Civil disorder (riot, mass disobedience)	0													
6. Handling, transporting, custody of prisoners	2				2		1	1						2
7. Investigating suspicious persons or circumstances	0													
8. Ambush - no warning	0													
9. Mentally deranged	0													
10. Traffic pursuits and stops	0													
11. All Other	0													
12. TOTAL (1-11)	2	0	0	0	2	0	1	1	0	0	0	0	0	2
13. Number with personal injury	0													
14. Number without personal injury	2				2									
15. Time of assaults														
	AM				1									
	PM													1

DO NOT WRITE HERE	
Recorded	Initials
Edited	
Punched	
Verified	
Adjusted	
DOJ/FBI	

12:01 2:00 4:00 6:00 8:00 10:00 12:00

JULY 2017
Month and Year
ATLANTA POLICE DEPARTMENT
Agency

GAAPD 0000
Agency Identifier
GEORGIA
State

[Signature]
Prepared By
CHIEFS
Chief, Sheriff, Commissioner, Superintendent

LIEUTENANT
Title
CHIEF

MONTHLY RETURN OF ARSON OFFENSES KNOWN TO LAW ENFORCEMENT

DO-73 (2-11-82)
Form Approved
OMB No. 1110-0008

This report is authorized by law Title 28, Section 534, United States Code, and the enactment of the fiscal year 1979, Department of Justice Authorization Bill S. 3151. While you are not required to respond, your cooperation in using this form to report all incidents of arson which become known to your department during the month will assist the FBI in compiling comprehensive, accurate data on a timely basis. Instructions appear on reverse side.

1 PROPERTY CLASSIFICATION	2 Offenses Reported or Known to Police (Include Unfounded and Attempts)	3 Unfounded, i.e. False or Baseless Complaints	4 Number of Actual Offenses (Column 2 Minus Column 3 (Include Attempts))	5 Total Offenses Cleared by Arrest or Exceptional Means (Include Column 6)	6 Number of Clearances Involving Only Persons Under 18 Years of Age	7 Offenses Where Structures Uninhabited, Abandoned, or not Normally in Use	8 Estimated Value of Property Damage
STRUCTURAL							
A. Single Occupancy Residential: Houses, Townhouses, Duplexes, etc.	4	2	2			2	\$ 53,000.
B. Other Residential: Apartments, Tenements, Flats, Hotels, Motels, Inns, Dormitories, Boarding Houses, etc.	2	2					\$
C. Storage: Bams, Garages, Warehouses, etc.							\$
D. Industrial/Manufacturing							\$
E. Other Commercial: Stores, Restaurants, Offices, etc.							\$
F. Community/Public: Churches, Jails, Schools, Colleges, Hospitals, etc.							\$
G. All Other Structure: Out Buildings, Monuments, Buildings Under Construction, etc.							\$
TOTAL STRUCTURE	6	4	2			2	\$ 53,000.
MOBILE							
H. Motor Vehicles: Automobiles, Trucks, Buses, Motorcycles, etc.; UCR Definition	3		3	1			\$ 27,500.
I. Other Mobile Property: Trailers, Recreational Vehicles, Airplanes, Boats, etc.							\$
TOTAL MOBILE	3		3	1			\$ 27,500.
J. TOTAL OTHER Crops, Timber, Fences, Signs, etc.	2		2				\$ 1,000.
GRAND TOTAL	11	4	7	1		2	\$ 81,500.

Agency Identifier GAAPD 0000 Month JULY 2017
 Agency ATLANTA POLICE DEPARTMENT State GEORGIA
 Prepared by [Signature] SHIELDS LIEUTENANT
 Chief, Commissioner, Sheriff, or Superintendent CHIEF

DO NOT WRITE HERE
Recorded
Edited
Entered
Adjusted
Corres.

SSD/8-11-17

AGENCY IDENTIFIER GAAPD 0000 REPORTING PERIOD JULY 2017

AGENCY NAME ATLANTA POLICE DEPARTMENT

POLICE DISPOSITION OF JUVENILES

-Not to include neglect or traffic cases-

1. Handled within Department and released. (Warning, released to parents, etc.)	_____
2. Referred to juvenile court or probation department.	_____ 82 _____
3. Referred to welfare agency.	_____
4. Referred to other police agency.	_____
5. Referred to criminal or adult court.	_____
TOTAL	_____ 82 _____

AUGUST 14, 2017
DATE

LEAH A. P. A. LIEUTENANT
PREPARED BY TITLE
E. SHIELDS CHIEF
APPROVED BY TITLE

GCIC USE ONLY

Recorded	_____
Reviewed	_____
Punched	_____
Verified	_____

RETURN TO
Georgia Crime Information Center/Uniform Crime Reporting
P. O. Box 1456
Atlanta, Georgia 30301

Return on or before the 7th of the following month.

GCIC/UCR-012 (9/74)

SUPPLEMENTARY HOMICIDE REPORT

This report is authorized by law Title 28, Section 534, United States Code. While you are not required to respond, your cooperation in using this form to list data pertaining to all homicides reported on your Return A will assist the FBI in compiling comprehensive, accurate data regarding this important classification on a timely basis.

1a. Murder and Nonnegligent Manslaughter

List below specific information for all offenses shown in item 1a of the monthly Return A. In addition, list all justifiable killings of felons by a citizen or by a peace officer in the line of duty. A brief explanation in the circumstances column regarding unfounded homicide offenses will aid the national Uniform Crime Reporting Program in editing the reports.

Incident	Situation*	Victim **			Offender**			Data Code		Weapon Used (Handgun, Rifle, Shotgun, Club, Poison, etc.)	Relationship of Victim to Offender (Husband, Wife, Son, Father, Acquaintance, Neighbor, Stranger, etc.)	Circumstances (Victim shot by robber, robbery victim shot robber, killed by patron during barroom brawl, etc.)
		Age	Sex	Race	Ethnicity	Age	Sex	Race	Ethnicity			
	B	68	M	B	N					UNKNOWN OR OTHER	UNKNOWN	OTHER
	A	18	M	B	N	18	M	B	N	HANDGUN - 38 CAL.	ACQUAINTANCE	OTHER ARGUMENTS
	B	54	M	B	N					HANDGUN	UNKNOWN	OTHER
	B	01	F	B	N					BLUNT OBJECT	UNKNOWN	OTHER
	B	19	M	B	N					HANDGUN	UNKNOWN	OTHER
	C	23	M	B	N	19	M	B	N	HANDGUN	ACQUAINTANCE	ROBBERY
						20	M	B	N	HANDGUN	ACQUAINTANCE	ROBBERY
	B	29	M	B	N					HANDGUN	UNKNOWN	OTHER
	B	39	M	B	N					HANDGUN	UNKNOWN	OTHER
	B	40	M	B	N					HANDGUN	UNKNOWN	OTHER

** - See reverse side for explanation

DO NOT WRITE HERE	
Recorded	
Edited	
Punched	
Verified	
Adjusted	

JULY 2017	GAAPD 0000	LIEUTENANT
Month and Year	Agency Identifier	Title
ATLANTA POLICE DEPARTMENT	GEORGIA	CHIEF
Agency	State	Chief, Sheriff, Commissioner, Superintendent

Prepared By: *[Signature]*

ATLANTA POLICE DEPARTMENT
AGE, SEX, AND RACE OF PERSONS ARRESTED
17 YEARS OF AGE AND OVER

MONTH JULY

YEAR 2017

CLASSIFICATION OF OFFENSES	SEX	AGE OF PERSON ARRESTED											RACE				TOTAL	ETHNIC											
		17	18	19	20	21	22	23	24	30	35	40	45	50	55	60		65	White	Black	Native Amer.	Asian/Pacific	Whl. Hispanic	Blck Hispanic					
		29	34	39	44	49	54	59	64	UP																			
01a Murder/Nonnegligent Manslaughter	M	1	1	1				5									1							2	8				
	F								1																				
01b Manslaughter by Negligence	M																												
	F																												
02 Forcible Rape	M																												
	F										1															1			
03 Robbery	M	4		3	1	1	2	1	3	2	1	1	1	1	1	1							1	24					
	F							1	2	1		1																	
04 Aggravated Assault	M	3	1	1	2	5	3	15	16	10	8	5	5	6	4	4													
	F		2	1	2	2	1	8	5	2	2	4	1	1									8	110	1				
05 Burglary- Breaking or Entering	M					3			3	1	2	2																	
	F																						3	10					
06 Larceny - Theft (except Motor Vehicle Theft)	M	6	2	8	6	2	3	4	22	11	15	12	12	15	10	6													
	F		4	5	1	2	3	13	4	1	1	2	1										34	137		1			
07 Motor Vehicle Theft	M	2	1	1	1	1	1	2	2	2	1																		
	F									2													2	14					
08 Other Assaults	M	2	1	1	1	2	4	6	21	20	13	14	13	15	5	2	1												
	F		1			2	1	5	15	6	3	4	4	3	3									17	150		1		
09 Arson	M																												
	F																												
10 Forgery and Counterfeiting	M						1		1	2	1	1																	
	F		1				1		1		1	1	1										2	12					
11 Fraud	M					2		1	4	3	5	1	1	2	2	2													
	F						1		3	2	1		1										3	26					
12 Embezzlement	M						1		3	2	1			1															
	F									2																			
13 Stolen Property: Buying, Receiving, Possessing	M	5	2	1	1	5	1	2	6	8	4	4	1	2	2	1													
	F				1		2		1		1		1										4	47					
14 Vandalism	M							3	9	5	3	2	2			1													
	F	1		2			1		3	2	3	2	1	1									6	37					
15 Weapons	M	1		1		2	4	2	11	9	6		3	3															
	F				1				1														3	41					

ATLANTA POLICE DEPARTMENT
 AGE, SEX, AND RACE OF PERSONS ARRESTED
 16 YEARS OF AGE AND UNDER

MONTH JULY

YEAR 2017

CLASSIFICATION OF OFFENSES	SEX	AGE						RACE				ETHNIC					
		09	1012	1314	15	16	TOTAL	White	Black	Native Amer.	Asian/Pacific	Whl. Hispanic	Blck Hispanic				
Murder/Nonnegligent Manslaughter	M						0										
	F						0										
Manslaughter by Negligence	M						0										
	F						0										
Forcible Rape	M				1		1					1					
	F						0										
Robbery	M			1	2		3					3					
	F						0										
Aggravated Assault	M		1	1	3	3	8										
	F				1		1					9					
Burglary - Breaking or Entering	M			2	3	2	7										
	F						0					7					
Larceny - Theft (except Motor Vehicle Theft)	M			3	4	2	9										
	F			2	1	1	4	1			12						
Motor Vehicle Theft	M			1	1	3	5										
	F						0					5					
Other Assaults	M			1	1	1	3										
	F			3	1		4					7					
Arson	M						0										
	F						0										
Forgery and Counterfeiting	M						0										
	F						0										
Fraud	M						0										
	F						0										
Embezzlement	M						0										
	F						0										
Stolen Property; Buying, Receiving, Possessing	M			3	3	6	12										
	F						0					12					
Vandalism	M		1	1			2										
	F						0										2
Weapons	M						0										
	F						0										
Prostitution and Commercialized Vice	M						0										
	F						0										

ATLANTA POLICE DEPARTMENT
 AGE, SEX, AND RACE OF PERSONS ARRESTED
 16 YEARS OF AGE AND UNDER

CLASSIFICATION OF OFFENSES	SEX	AGE						TOTAL	RACE					ETHNIC			
		0 9	10 12	13 14	15	16	White		Black	Native Amer.	Asian/Pacific	Whl. Hispanic	Blck Hispanic				
17 Sex Offenses (except Rape and Prostitution)	M						0										
	F						0										
18 Drug Abuse Violations Grand Total	M	0	0	2	0	5	7	1	6	0	0	0	0	0	0	0	0
	F	0	0	0	0	0	0	0	0	0	0	0	0	0	0	0	0
180 (1) Sale/Manufacturing Subtotal	M	0	0	1	0	1	2	0	2	0	0	0	0	0	0	0	0
	F	0	0	0	0	0	0	0	0	0	0	0	0	0	0	0	0
a Opium or Cocaine and their Derivatives	M						0										
	F						0										
b Marijuana	M			1			1					1					
	F						0										
c Synthetic Narcotics	M						0										
	F						0										
d Other Dangerous Non-Narcotic Drugs	M					1	1					1					
	F						0										
185 (2) Possession Subtotal	M	0	0	1	0	4	5	1	4	0	0	1	4	0	0	0	0
	F	0	0	0	0	0	0	0	0	0	0	0	0	0	0	0	0
e Opium or Cocaine and their Derivatives	M						0										
	F						0										
f Marijuana	M			1		4	5					1	4				
	F						0										
g Synthetic Narcotics	M						0										
	F						0										
h Other Dangerous Non-Narcotic Drugs	M						0										
	F						0										
19 Gambling Total	M	0	0	0	0	0	0	0	0	0	0	0	0	0	0	0	0
	F	0	0	0	0	0	0	0	0	0	0	0	0	0	0	0	0
a Bookmaking	M						0										
	F						0										
b Numbers and Lottery	M						0										
	F						0										
c All Other Gambling	M						0										
	F						0										
20 Offenses Against Family and Children	M						0										
	F						0										

ATLANTA POLICE DEPARTMENT
AGE, SEX, AND RACE OF PERSONS ARRESTED
16 YEARS OF AGE AND UNDER

MONTH JULY

YEAR 2017

CLASSIFICATION OF OFFENSES	SEX	AGE					RACE				ETHNIC						
		09	1012	1314	15	16	TOTAL	White	Black	Native Amer.	Asian/Pacific	Whl. Hispanic	Blck Hispanic				
Driving Under the Influence	M						0										
	F						0										
Liquor Laws	M						0										
	F						0										
Drunkness	M						0										
	F						0										
Disorderly Conduct	M						0										
	F						0										
Vagrancy	M						0										
	F						0										
All Other Offenses (except Traffic)	M			1	2	3											
	F			1	1	2							4				
Suspicion	M						0										
	F						0										
Curfew and Loitering	M			2	4	7											
	F		1	1	2	4							11				
Run-Aways	M						0										
	F						1										
Total		0	3	22	27	30	82	2	80	0	0	0	0	0	0	0	0

JULY 2017

Month and Year of Report

GAAPD 0000

Agency Identifier

AUGUST 17, 2017

Date

ATLANTA POLICE DEPARTMENT - GEORGIA

Agency and State

W. J. Davis
Prepared By

LIEUTENANT

W. J. Davis
CHIEF

Chief, Commissioner, Sheriff, or Superintendent

UNIFORM CRIME REPORTING

**LAW ENFORCEMENT
OPERATIONS
&
MANAGEMENT**

CRIME AREA COMPARISON

**SUPPORT SERVICES DIVISION
Information Services Section**

**JULY 2017
JULY 2016**


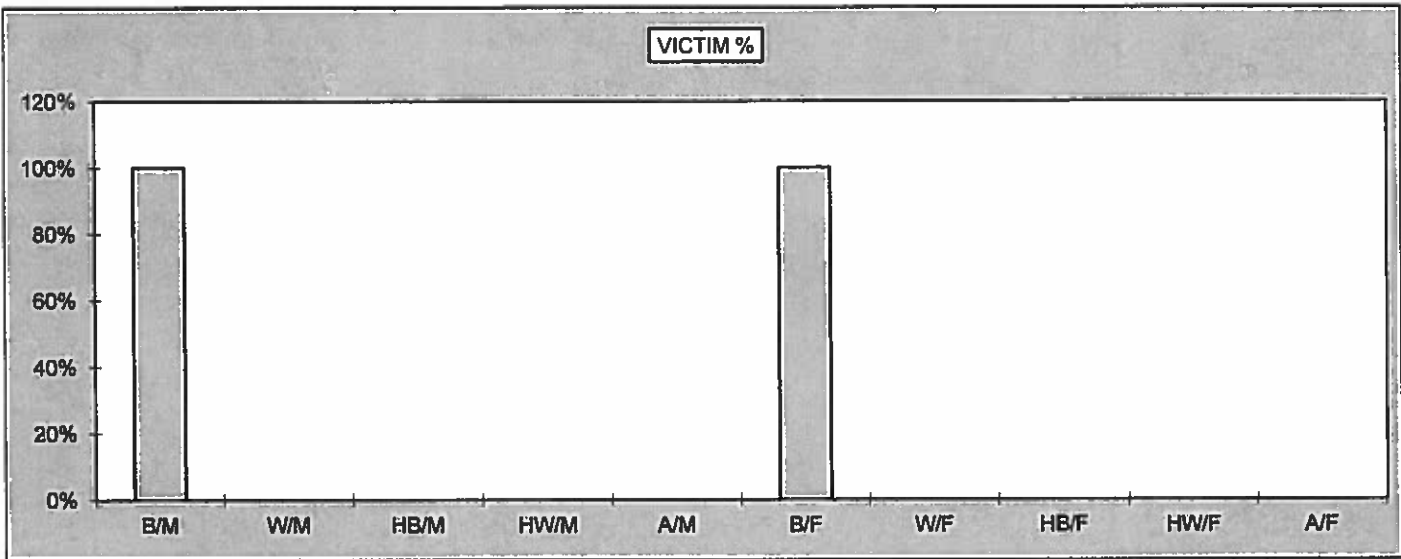
**2017
JULY HOMICIDE COMPARISON
BY RACE, SEX, AND ETHNIC ORIGIN**

	VICTIM	PERPETRATOR
B/M	8	2
W/M	0	0
HB/M	0	0
HW/M	0	0
A/M	0	0
TOTAL MALES	8	2
B/F	1	0
W/F	0	0
HB/F	0	0
HW/F	0	0
A/F	0	0
TOTAL FEMALES	1	0
TOTAL	9	2

	VICTIM %	PERPETRATOR %
B/M	100%	100%
W/M	0%	0%
HB/M	0%	0%
HW/M	0%	0%
A/M	0%	0%

B/F	100%	0%
W/F	0%	0%
HB/F	0%	0%
HW/F	0%	0%
A/F	0%	0%

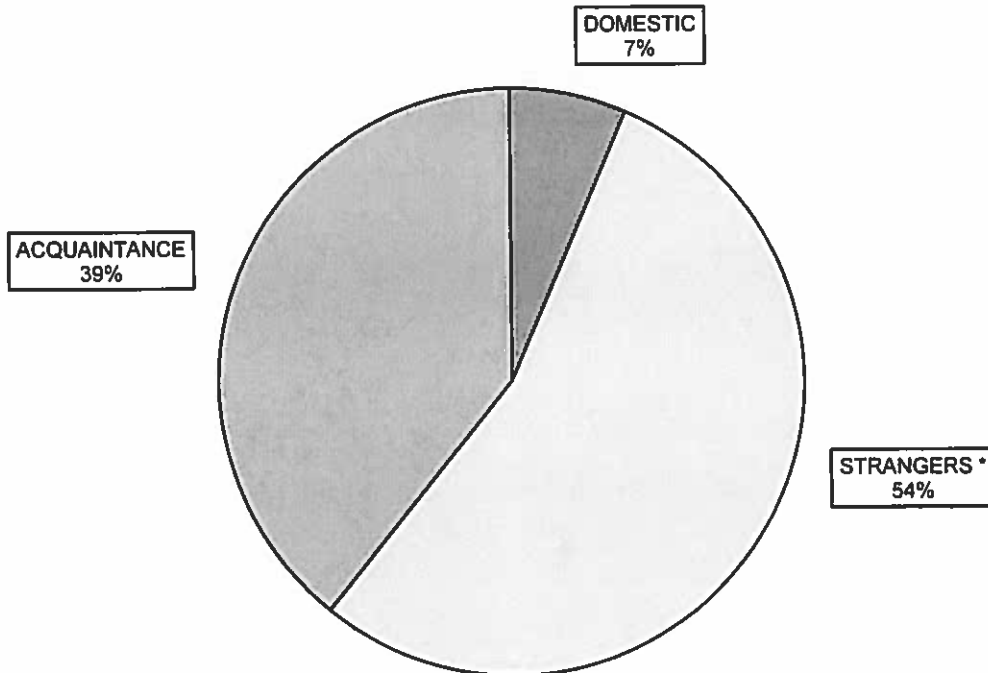
PERPETRATOR UNKNOWN FOR 7 HOMICIDES



**2017
HOMICIDE BREAKDOWN
YEAR TO DATE**

JULY							
MONTH	ACTUAL	DOMESTIC	%	STRANGERS *	%	ACQUAINTANCE	%
JANUARY	11	1	9%	6	55%	4	36%
FEBRUARY	4	1	25%	2	50%	1	25%
MARCH	2	0	0%	1	50%	1	50%
APRIL	6	0	0%	4	67%	2	33%
MAY	4	1	25%	1	25%	2	50%
JUNE	10	0	0%	4	40%	6	60%
JULY	9	0	0%	7	78%	2	22%
AUGUST							
SEPTEMBER							
OCTOBER							
NOVEMBER							
DECEMBER							
TOTAL	46	3	7%	25	54%	18	39%

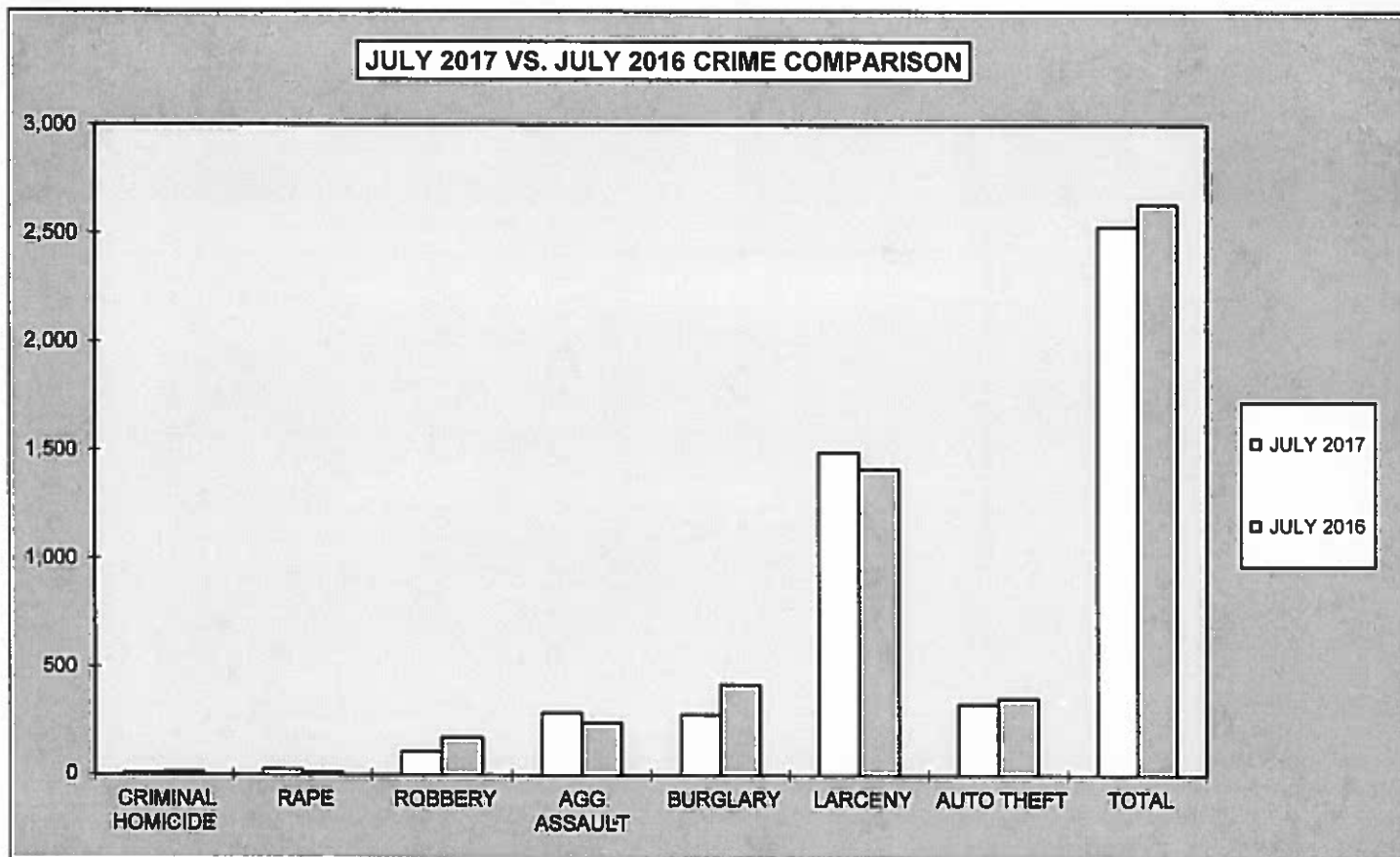
HOMICIDE BREAKDOWN BY VICTIM/OFFENDER RELATIONSHIP



* UNKNOWN INCLUDED IN WITH STRANGERS

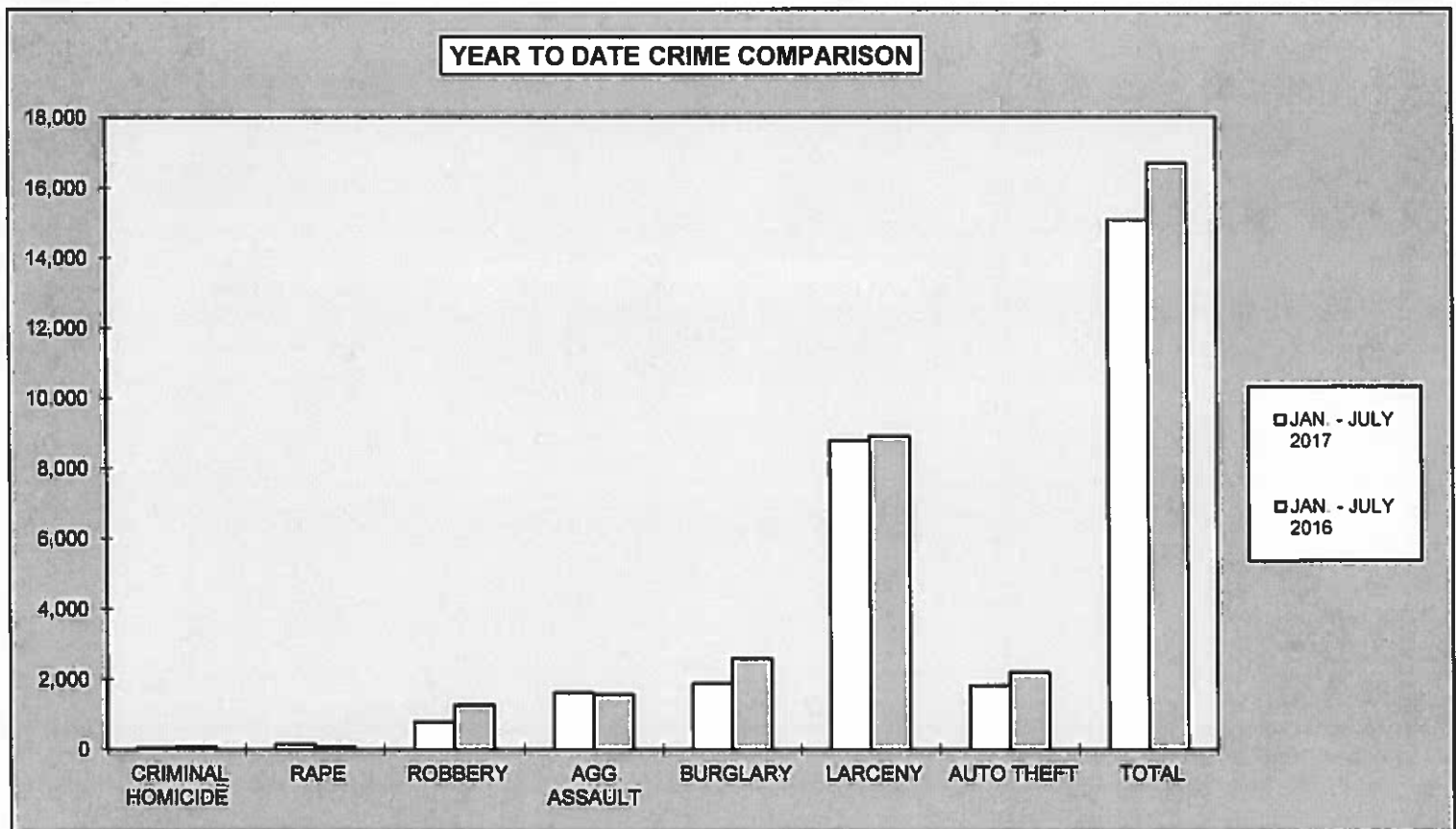
**2017
MONTHLY CRIME COMPARISON**

CRIME	JULY 2017	JULY 2016	# DIFFERENCE	% DIFFERENCE
CRIMINAL HOMICIDE	9	12	-3	-25%
RAPE	25	13	12	92%
ROBBERY	108	174	-66	-38%
AGG. ASSAULT	289	244	45	18%
BURGLARY	281	420	-139	-33%
RESIDENCE	223	345	-122	-35%
NON-RESIDENCE	58	75	-17	-23%
LARCENY	1,491	1,414	77	5%
POCKETPICKING	9	4	5	125%
PURSE SNATCHING	23	32	-9	-28%
SHOPLIFTING	201	232	-31	-13%
FROM MOTOR VEHICLES	768	737	31	4%
MOTOR VEH. PARTS/ACCESSORIES	102	86	16	19%
BICYCLES	30	20	10	50%
FROM BUILDINGS	153	139	14	10%
FROM COIN OPERATED MACHINES	2	5	-3	-60%
ALL OTHER	203	159	44	28%
AUTO THEFT	329	357	-28	-8%
TOTAL	2,532	2,634	-102	-4%



**2017
YEAR TO DATE CRIME COMPARISON**

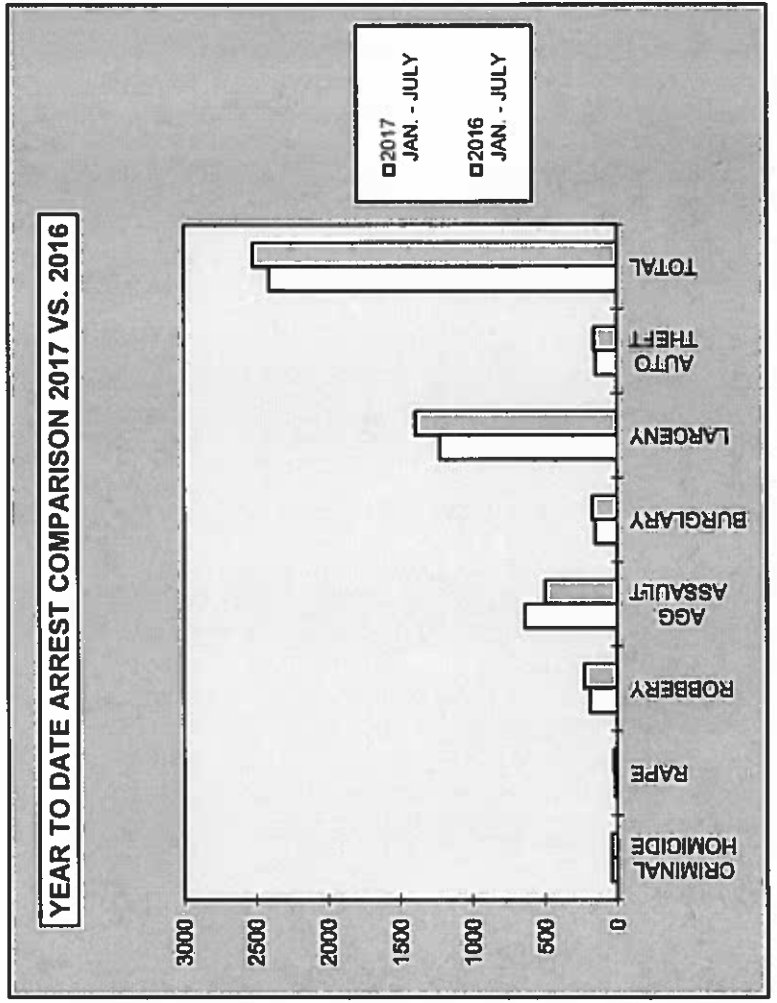
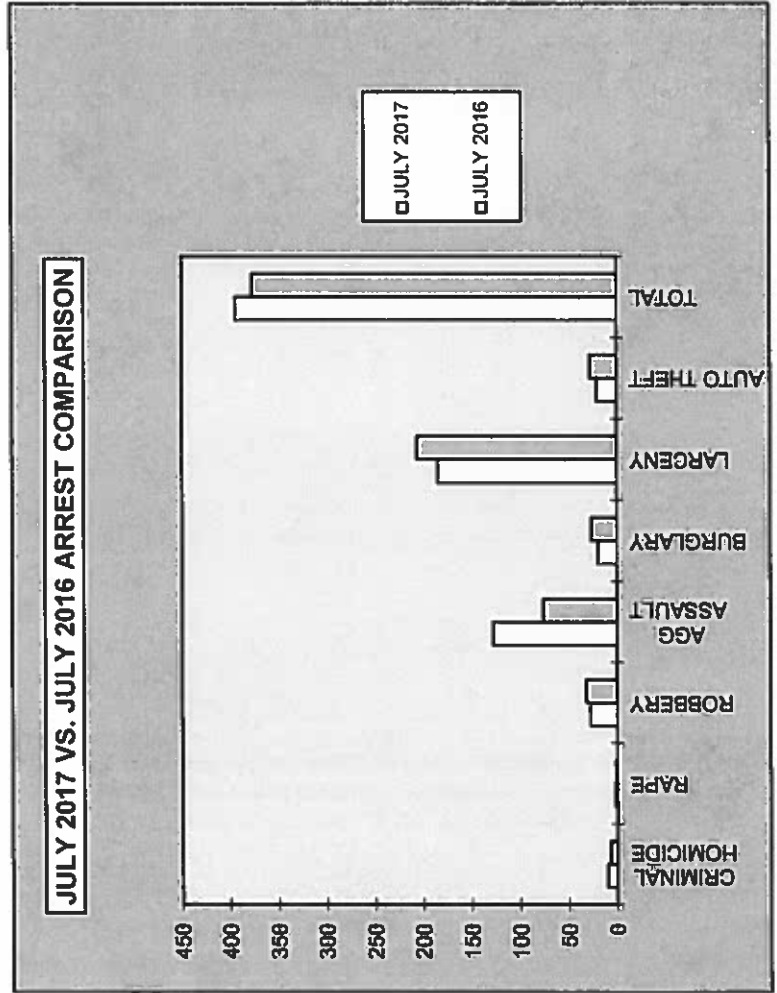
FIRST 7 MONTHS				
CRIME	JAN. - JULY 2017	JAN. - JULY 2016	# DIFFERENCE	% DIFFERENCE
CRIMINAL HOMICIDE	46	69	-23	-33%
RAPE	155	73	82	112%
ROBBERY	777	1,266	-489	-39%
AGG. ASSAULT	1,618	1,566	52	3%
BURGLARY	1,883	2,591	-708	-27%
RESIDENCE	1,435	2,032	-597	-29%
NON-RESIDENCE	448	559	-111	-20%
LARCENY	8,782	8,921	-139	-2%
POCKETPICKING	44	41	3	7%
PURSE SNATCHING	123	159	-36	-23%
SHOPLIFTING	1,327	1,504	-177	-12%
FROM MOTOR VEHICLES	4,640	4,586	54	1%
MOTOR VEH. PARTS/ACCESSORIES	468	588	-120	-20%
BICYCLES	141	180	-39	-22%
FROM BUILDINGS	804	812	-8	-1%
FROM COIN OPERATED MACHINES	8	22	-14	-64%
ALL OTHER	1,227	1,029	198	19%
AUTO THEFT	1,819	2,201	-382	-17%
TOTAL	15,080	16,687	-1,607	-10%



2017
ARREST COMPARISON

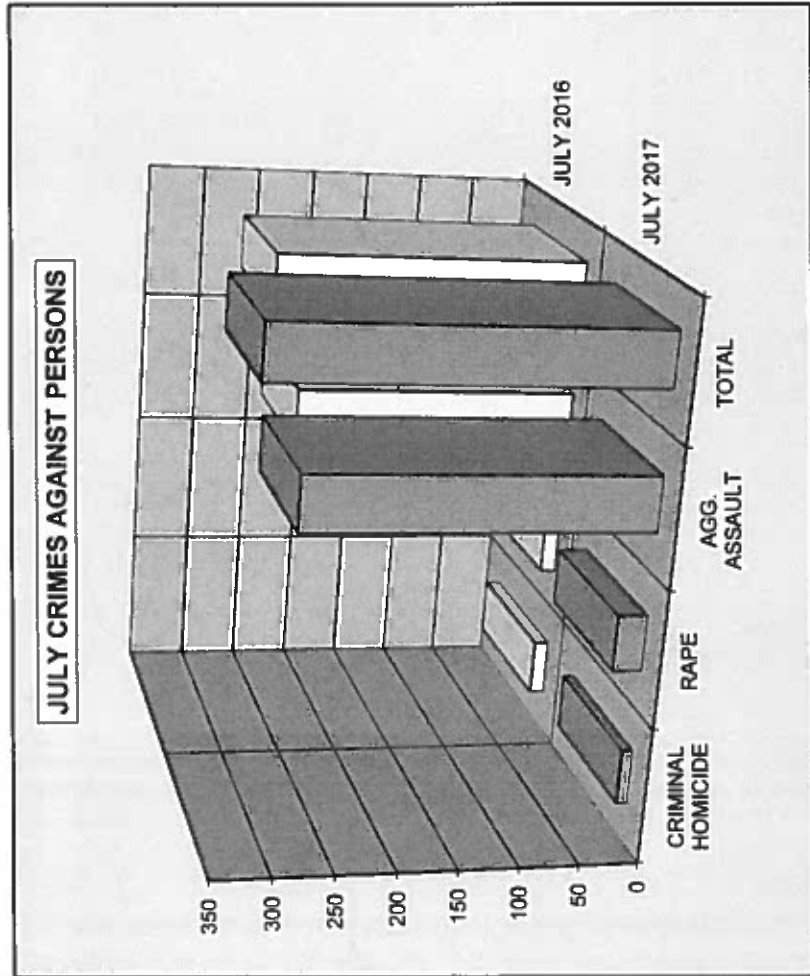
JULY ARREST COMPARISON					
CRIME	JULY 2017	JULY 2016	# DIFFERENCE	% DIFFERENCE	
CRIMINAL HOMICIDE	10	7	3	43%	
RAPE	2	1	1	100%	
ROBBERY	28	32	-4	-13%	
AGG. ASSAULT	128	76	52	68%	
BURGLARY	20	27	-7	-26%	
LARCENY	185	206	-21	-10%	
AUTO THEFT	21	28	-7	-25%	
TOTAL	394	377	17	5%	

FIRST 7 MONTHS ARREST COMPARISON					
CRIME	2017 JAN. - JULY	2016 JAN. - JULY	# DIFFERENCE	% DIFFERENCE	
CRIMINAL HOMICIDE	42	42	0	0%	
RAPE	15	20	-5	-25%	
ROBBERY	190	230	-40	-17%	
AGG. ASSAULT	635	498	137	28%	
BURGLARY	154	173	-19	-11%	
LARCENY	1,224	1,393	-169	-12%	
AUTO THEFT	147	162	-15	-9%	
TOTAL	2,407	2,518	-111	-4%	




**2017
CRIME COMPARISON
CRIMES AGAINST PERSONS**

JULY					
CRIME	JULY 2017	JULY 2016	# DIFFERENCE	% DIFFERENCE	%
CRIMINAL HOMICIDE	9	12	-3	-25%	
RAPE	25	13	12	92%	
AGG. ASSAULT	289	244	45	18%	
TOTAL	323	269	54	20%	

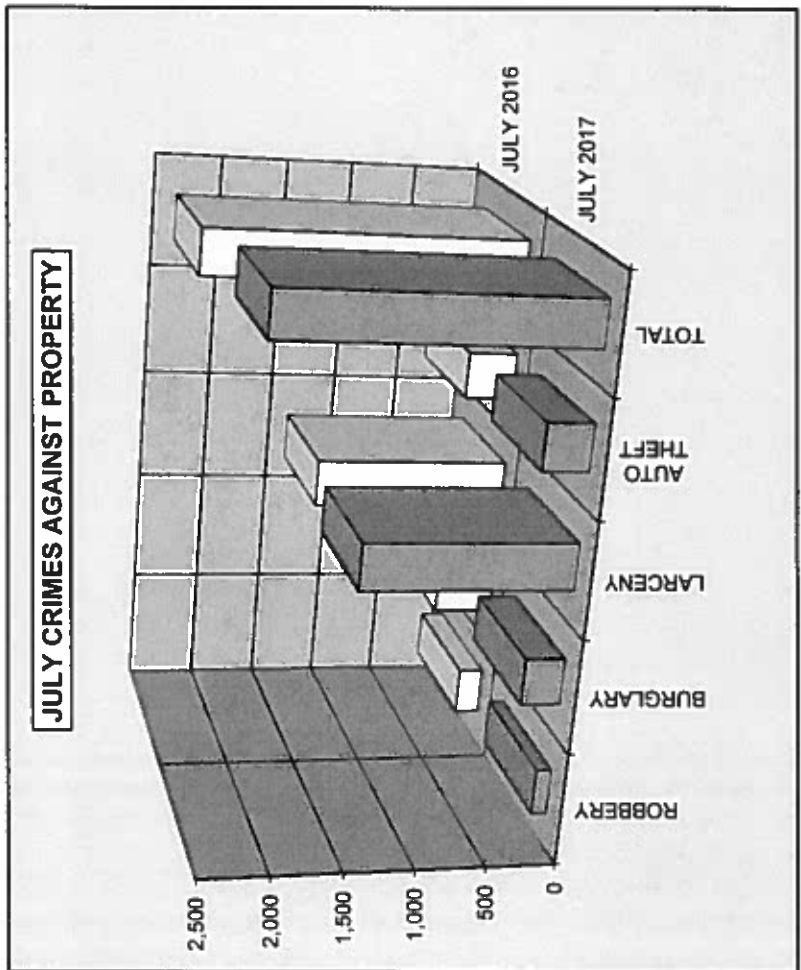


FIRST 7 MONTHS					
CRIME	2017 JAN - JULY	2016 JAN - JULY	# DIFFERENCE	% DIFFERENCE	%
CRIMINAL HOMICIDE	46	69	-23	-33%	
RAPE	155	73	82	112%	
AGG. ASSAULT	1,618	1,566	52	3%	
TOTAL	1,819	1,708	111	6%	

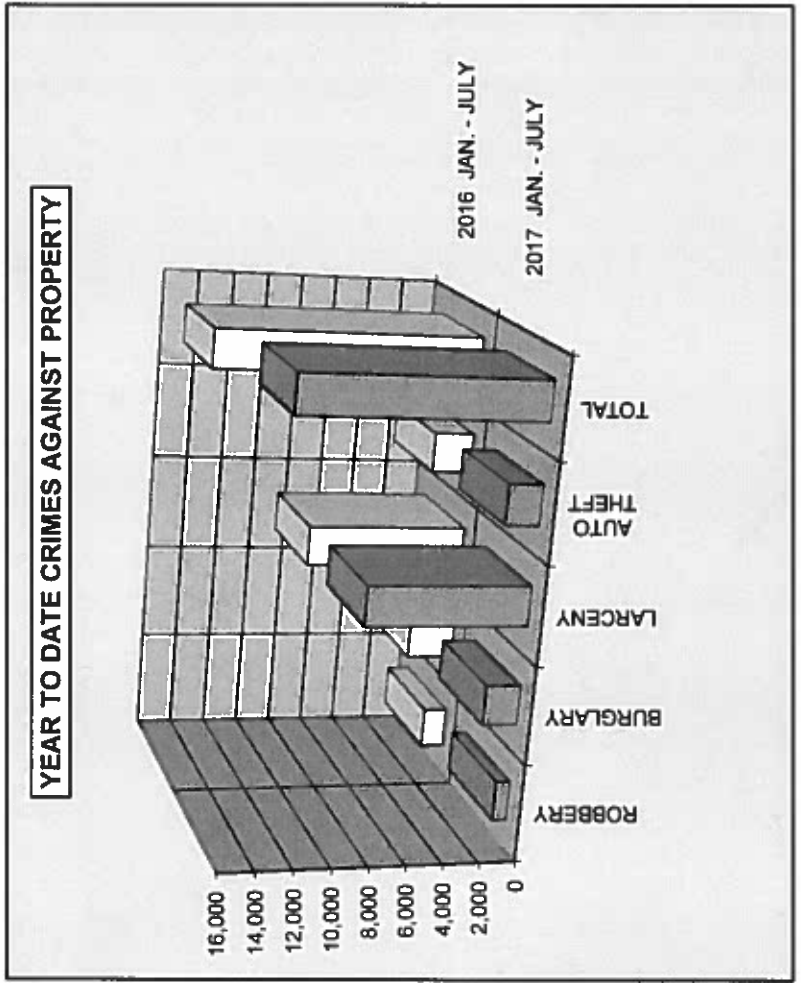


**2017
CRIME COMPARISON
CRIMES AGAINST PROPERTY**

JULY					
CRIME	JULY 2017	JULY 2016	# DIFFERENCE	% DIFFERENCE	%
ROBBERY	108	174	-66	-38%	
BURGLARY	281	420	-139	-33%	
LARCENY	1,491	1,414	77	5%	
AUTO THEFT	329	357	-28	-8%	
TOTAL	2,209	2,365	-156	-7%	

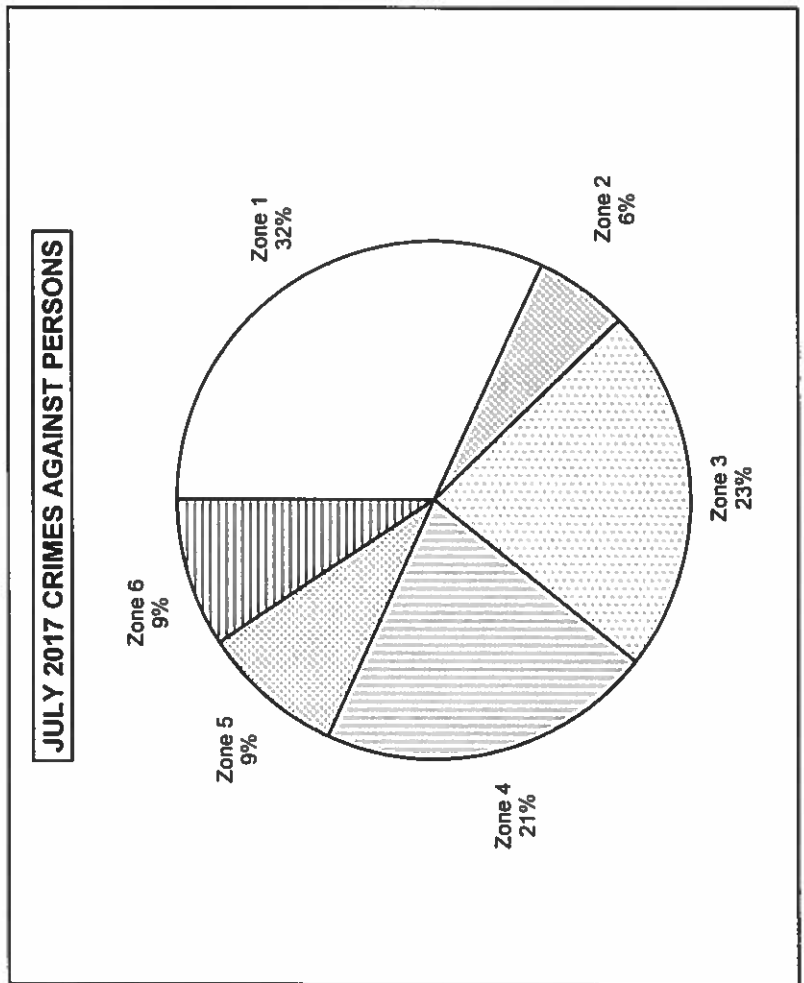


FIRST 7 MONTHS					
CRIME	2017 JAN - JULY	2016 JAN - JULY	# DIFFERENCE	% DIFFERENCE	%
ROBBERY	777	1,266	-489	-39%	
BURGLARY	1,883	2,591	-708	-27%	
LARCENY	8,782	8,921	-139	-2%	
AUTO THEFT	1,819	2,201	-382	-17%	
TOTAL	13,261	14,979	-1,718	-11%	

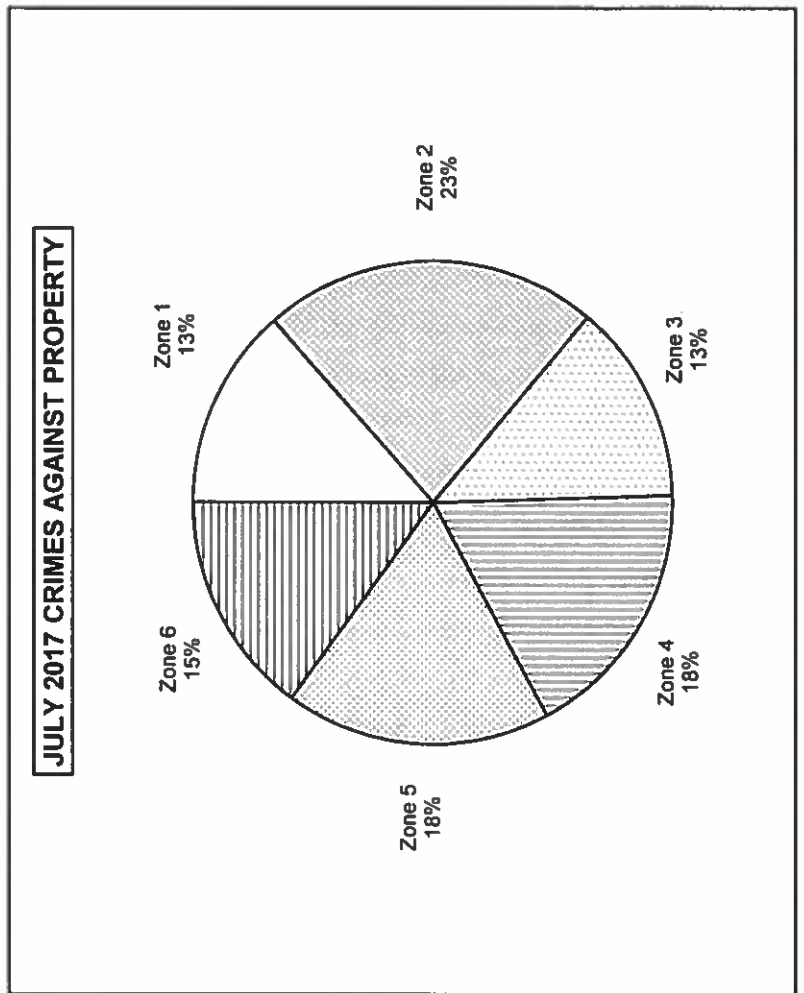


2017
AREA BREAKDOWN
CRIMES AGAINST PERSONS AND PROPERTY

JULY 2017 CRIMES AGAINST PERSONS BY ZONE						
CRIME	Zone 1	Zone 2	Zone 3	Zone 4	Zone 5	Zone 6
CRIMINAL HOMICIDE	3	1	3	2	0	0
RAPE	5	1	5	3	7	4
AGG. ASSAULT	95	17	66	63	22	26
TOTAL CRIMES AGAINST PERSONS	103	19	74	68	29	30

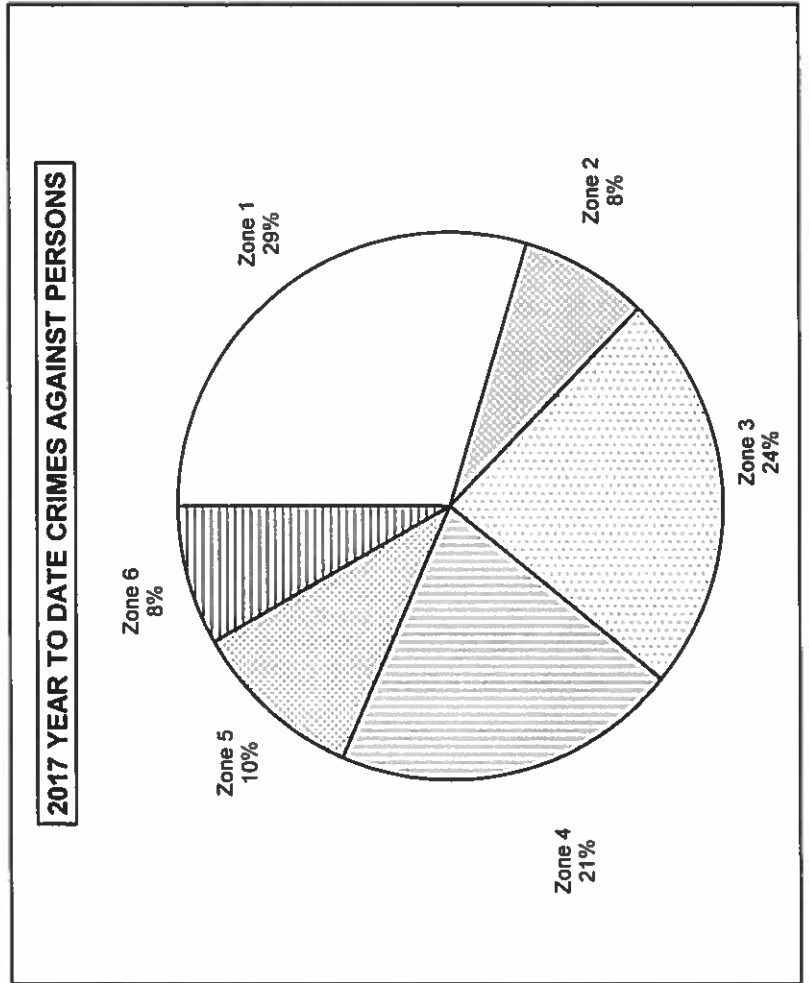


JULY 2017 CRIMES AGAINST PROPERTY BY ZONE						
CRIME	Zone 1	Zone 2	Zone 3	Zone 4	Zone 5	Zone 6
ROBBERY	16	12	18	31	16	15
BURGLARY	67	45	51	72	9	37
LARCENY	155	380	168	223	324	241
AUTO THEFT	60	63	58	64	45	39
TOTAL CRIMES AGAINST PROPERTY	298	500	295	390	394	332

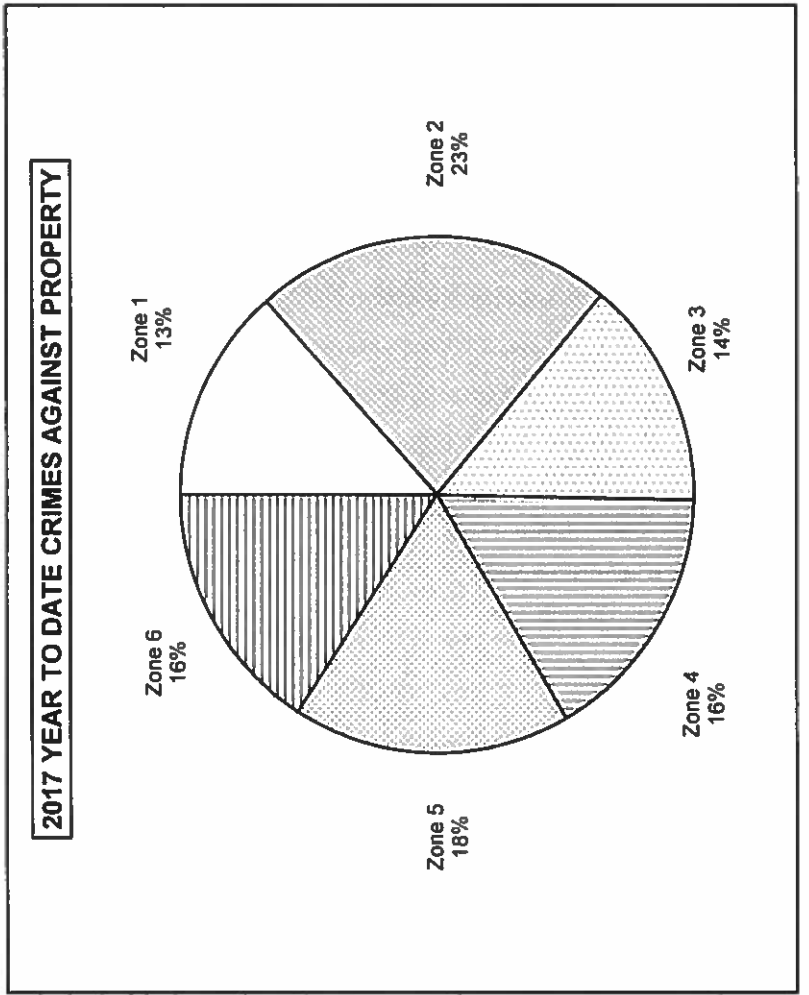


**2017
YEAR TO DATE AREA BREAKDOWN
CRIMES AGAINST PERSONS AND PROPERTY**

FIRST 7 MONTHS 2017 CRIMES AGAINST PERSONS BY ZONE						
CRIME	Zone 1	Zone 2	Zone 3	Zone 4	Zone 5	Zone 6
CRIMINAL HOMICIDE	14	5	12	8	5	2
RAPE	36	20	32	24	31	12
AGG. ASSAULT	488	114	386	343	151	136
TOTAL CRIMES AGAINST PERSONS	538	139	430	375	187	150

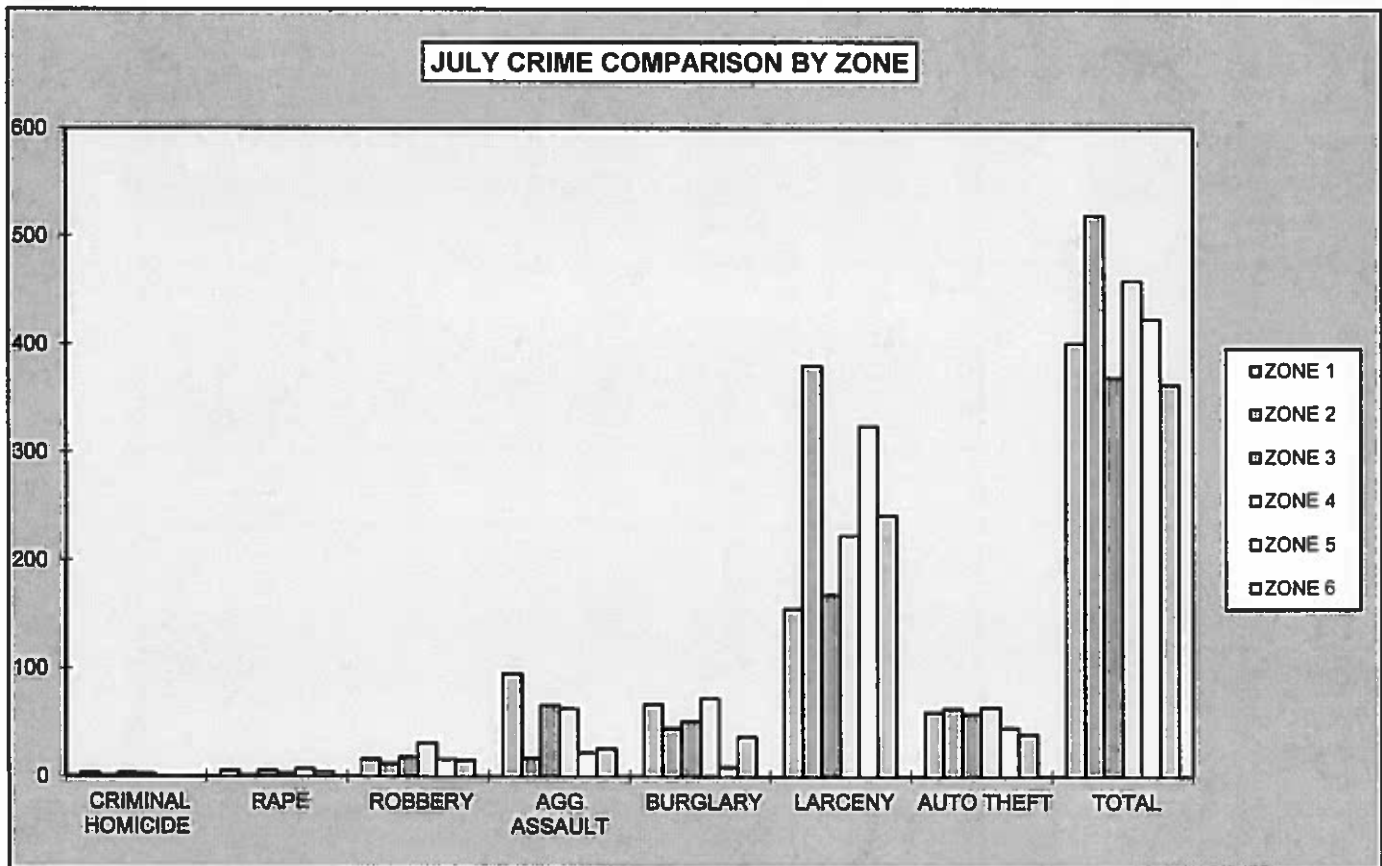


FIRST 7 MONTHS 2017 CRIMES AGAINST PROPERTY BY ZONE						
CRIME	Zone 1	Zone 2	Zone 3	Zone 4	Zone 5	Zone 6
ROBBERY	153	91	147	164	105	117
BURGLARY	402	307	344	462	90	278
LARCENY	910	2,287	1,002	1,167	1,896	1,520
AUTO THEFT	314	311	404	378	219	193
TOTAL CRIMES AGAINST PROPERTY	1,779	2,996	1,897	2,171	2,310	2,108



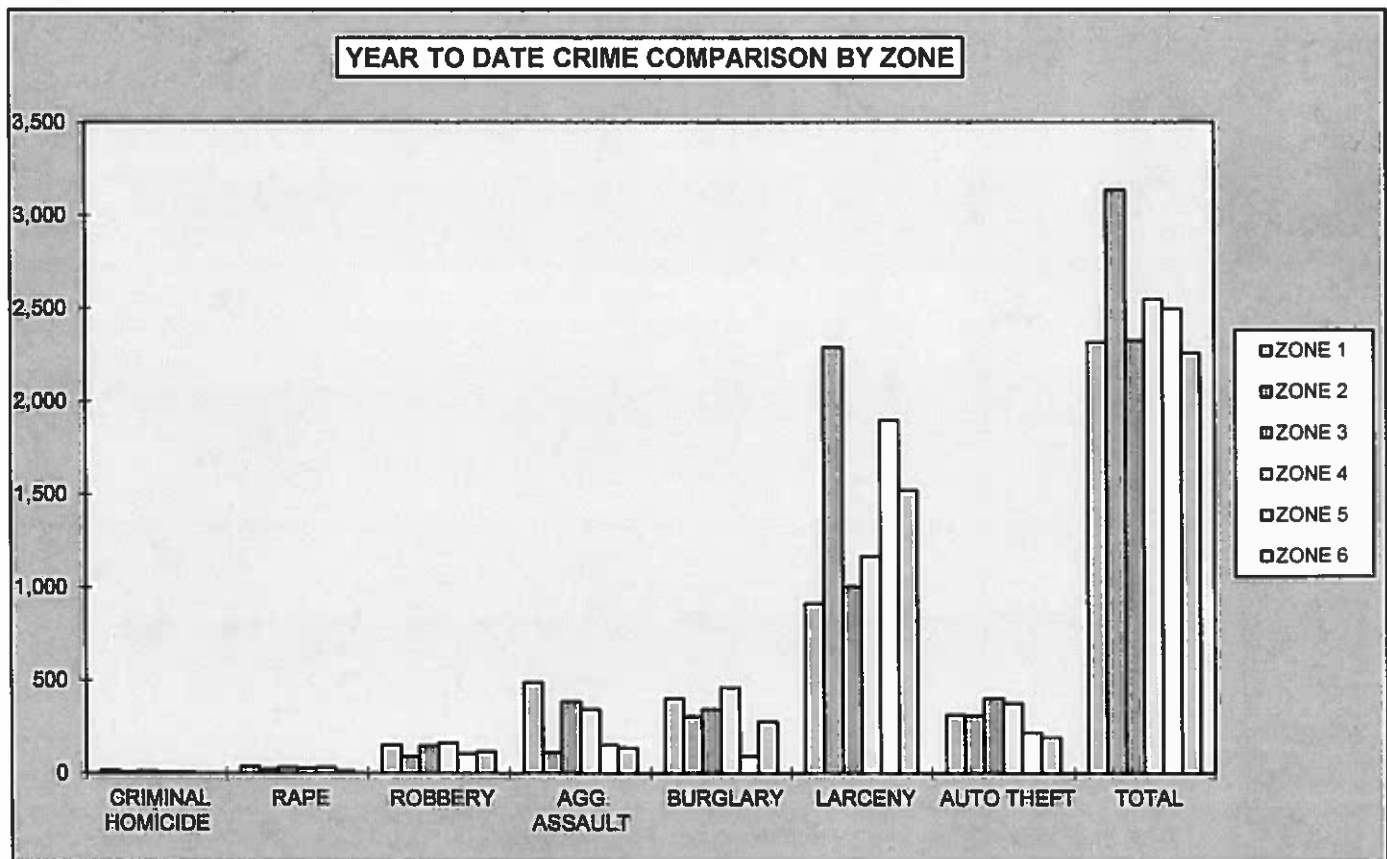
**2017
AREA BREAKDOWN**

JULY CRIME COMPARISON BY ZONE						
CRIME	ZONE 1	ZONE 2	ZONE 3	ZONE 4	ZONE 5	ZONE 6
CRIMINAL HOMICIDE	3	1	3	2	0	0
RAPE	5	1	5	3	7	4
ROBBERY	16	12	18	31	16	15
AGG. ASSAULT	95	17	66	63	22	26
BURGLARY	67	45	51	72	9	37
RESIDENCE	58	31	40	62	6	26
NON-RESIDENCE	9	14	11	10	3	11
LARCENY	155	380	168	223	324	241
POCKETPICKING	0	6	0	1	2	0
PURSE SNATCHING	6	1	2	8	2	4
SHOPLIFTING	17	81	12	27	33	31
FROM MOTOR VEHICLES	65	210	67	117	196	113
MOTOR VEH. PARTS/ACCESSORIES	22	18	27	12	12	11
BICYCLES	0	2	1	3	10	14
FROM BUILDINGS	21	22	20	16	49	25
FROM COIN OPERATED MACHINES	0	0	0	0	1	1
ALL OTHER	24	40	39	39	19	42
AUTO THEFT	60	63	58	64	45	39
TOTAL	401	519	369	458	423	362



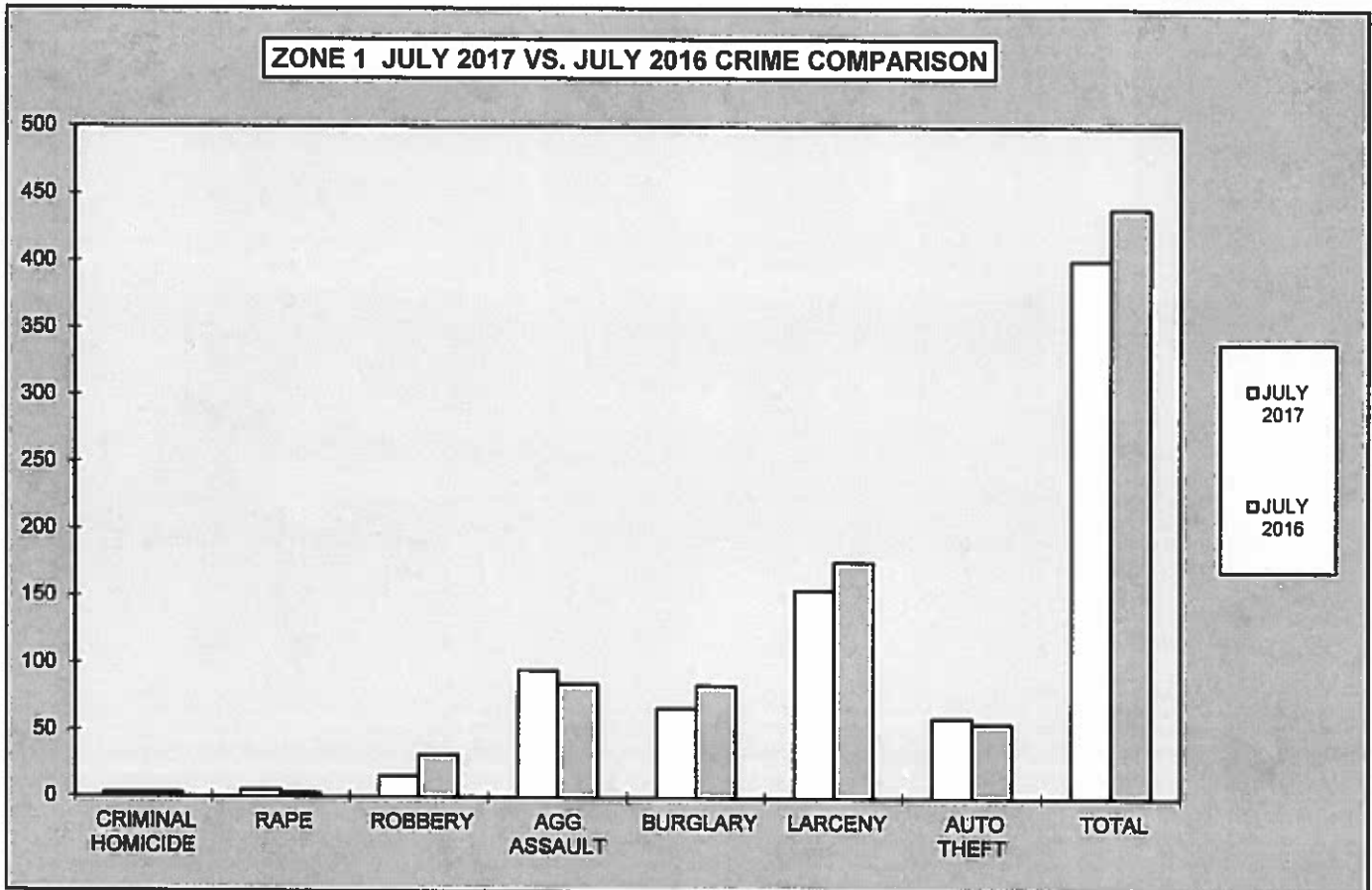
**2017
YEAR TO DATE AREA BREAKDOWN**

FIRST 7 MONTHS CRIME COMPARISON BY ZONE						
CRIME	ZONE 1	ZONE 2	ZONE 3	ZONE 4	ZONE 5	ZONE 6
CRIMINAL HOMICIDE	14	5	12	8	5	2
RAPE	36	20	32	24	31	12
ROBBERY	153	91	147	164	105	117
AGG. ASSAULT	488	114	386	343	151	136
BURGLARY	402	307	344	462	90	278
RESIDENCE	343	196	276	371	44	205
NON-RESIDENCE	59	111	68	91	46	73
LARCENY	910	2,287	1,002	1,167	1,896	1,520
POCKETPICKING	1	22	1	4	12	4
PURSE SNATCHING	25	10	17	30	27	14
SHOPLIFTING	128	513	81	165	172	268
FROM MOTOR VEHICLES	385	1,201	480	581	1,148	845
MOTOR VEH. PARTS/ACCESSORIES	105	71	114	70	62	46
BICYCLES	3	24	8	10	40	56
FROM BUILDINGS	93	197	89	86	259	80
FROM COIN OPERATED MACHINES	3	0	1	1	1	2
ALL OTHER	167	249	211	220	175	205
AUTO THEFT	314	311	404	378	219	193
TOTAL	2,317	3,135	2,327	2,546	2,497	2,258



**2017
MONTHLY CRIME COMPARISON**

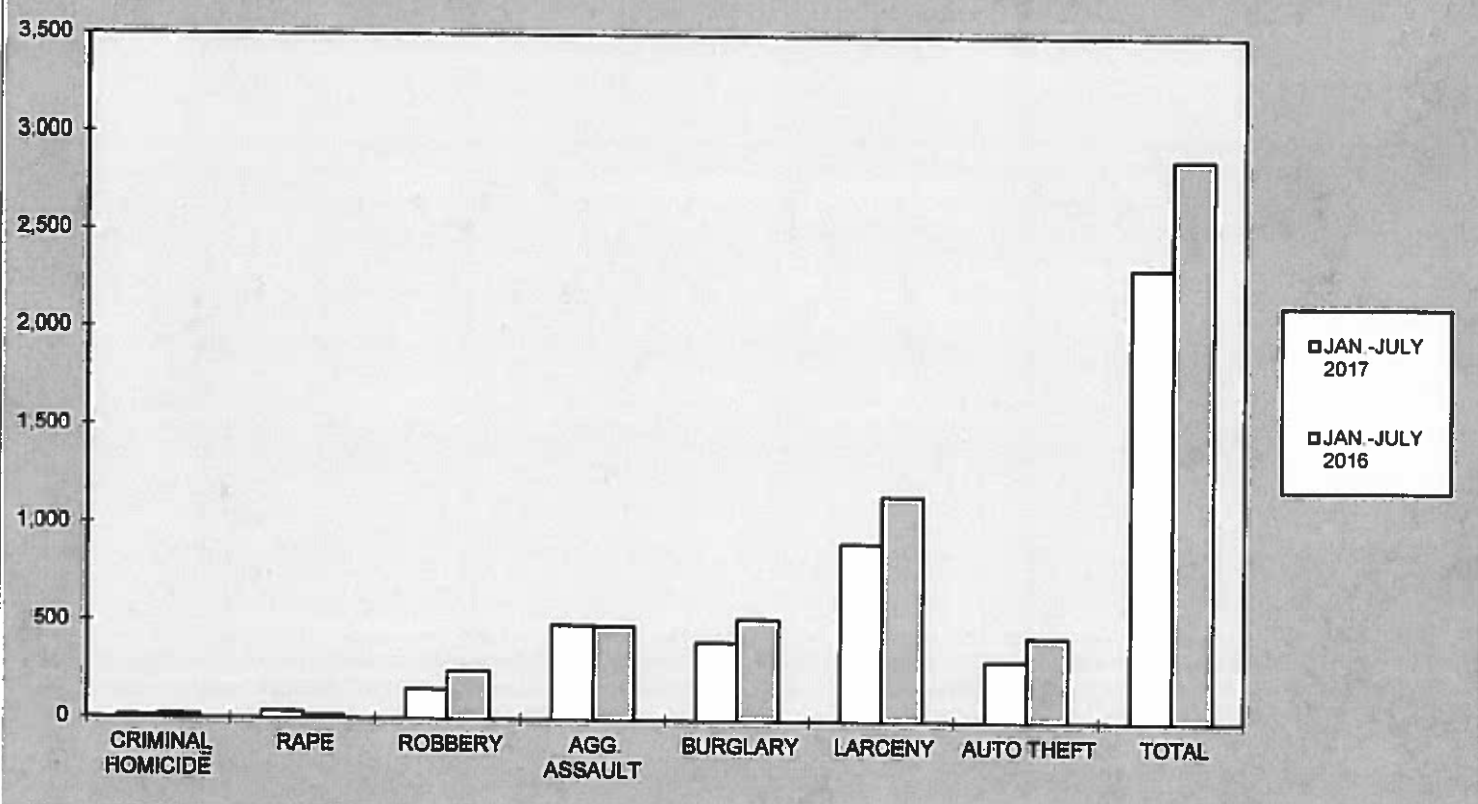
ZONE 1				
CRIME	JULY 2017	JULY 2016	# DIFFERENCE	% DIFFERENCE
CRIMINAL HOMICIDE	3	3	0	0%
RAPE	5	3	2	67%
ROBBERY	16	32	-16	-50%
AGG. ASSAULT	95	85	10	12%
BURGLARY	67	84	-17	-20%
RESIDENCE	58	69	-11	-16%
NON-RESIDENCE	9	15	-6	-40%
LARCENY	155	176	-21	-12%
POCKETPICKING	0	0	0	0%
PURSE SNATCHING	6	4	2	50%
SHOPLIFTING	17	20	-3	-15%
FROM MOTOR VEHICLES	65	99	-34	-34%
MOTOR VEH. PARTS/ACCESSORIES	22	20	2	10%
BICYCLES	0	0	0	0%
FROM BUILDINGS	21	13	8	62%
FROM COIN OPERATED MACHINES	0	0	0	0%
ALL OTHER	24	20	4	20%
AUTO THEFT	60	56	4	7%
TOTAL	401	439	-38	-9%



**2017
YEAR TO DATE CRIME COMPARISON**

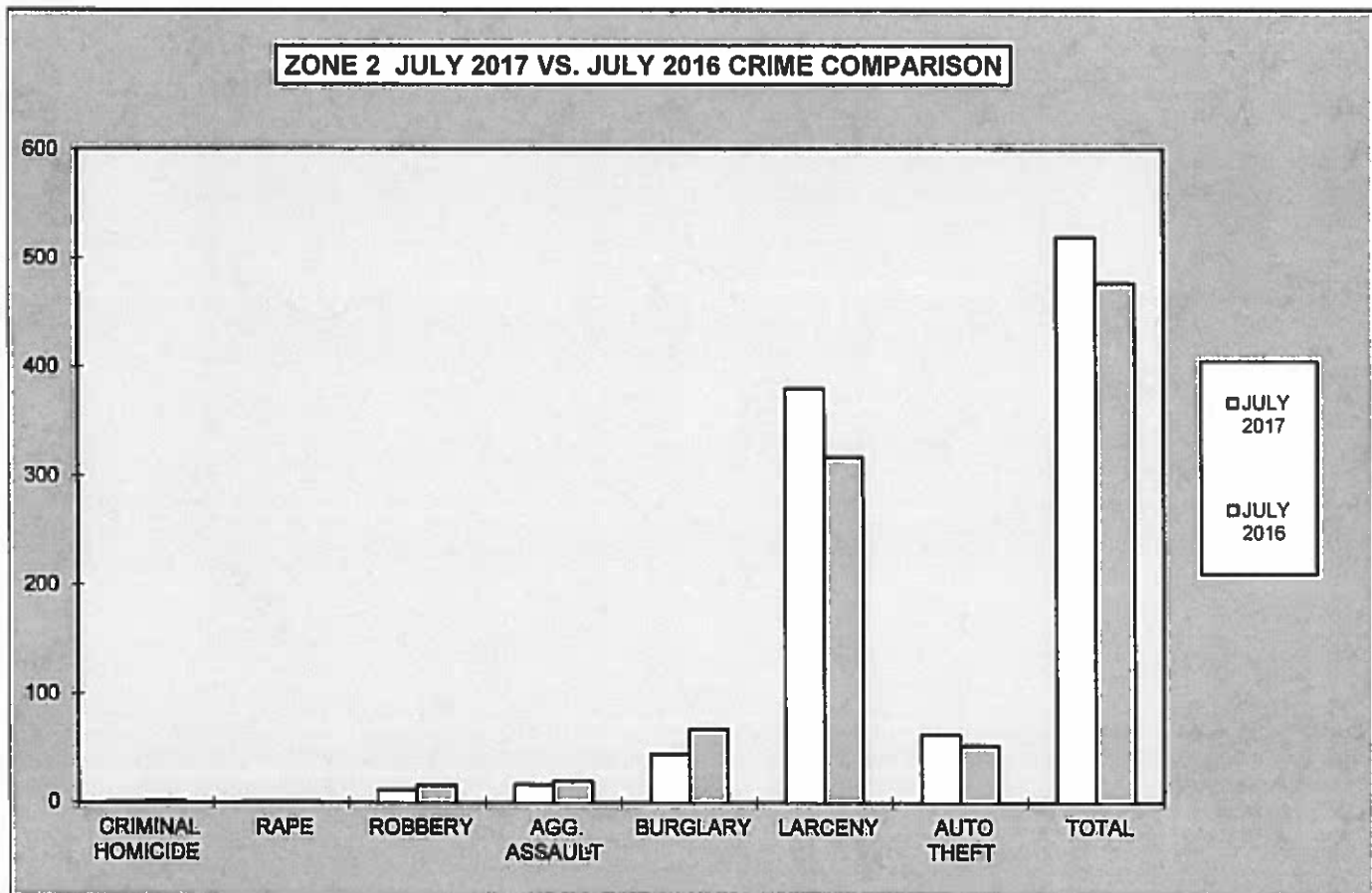
ZONE 1				
CRIME	JAN.-JULY 2017	JAN.-JULY 2016	# DIFFERENCE	% DIFFERENCE
CRIMINAL HOMICIDE	14	20	-6	-30%
RAPE	36	16	20	125%
ROBBERY	153	247	-94	-38%
AGG. ASSAULT	488	484	4	1%
BURGLARY	402	523	-121	-23%
RESIDENCE	343	470	-127	-27%
NON-RESIDENCE	59	53	6	11%
LARCENY	910	1,152	-242	-21%
POCKETPICKING	1	5	-4	-80%
PURSE SNATCHING	25	28	-3	-11%
SHOPLIFTING	128	192	-64	-33%
FROM MOTOR VEHICLES	385	540	-155	-29%
MOTOR VEH. PARTS/ACCESSORIES	105	122	-17	-14%
BICYCLES	3	5	-2	-40%
FROM BUILDINGS	93	88	5	6%
FROM COIN OPERATED MACHINES	3	3	0	0%
ALL OTHER	167	169	-2	-1%
AUTO THEFT	314	434	-120	-28%
TOTAL	2,317	2,876	-559	-19%

ZONE 1 YEAR TO DATE CRIME COMPARISON



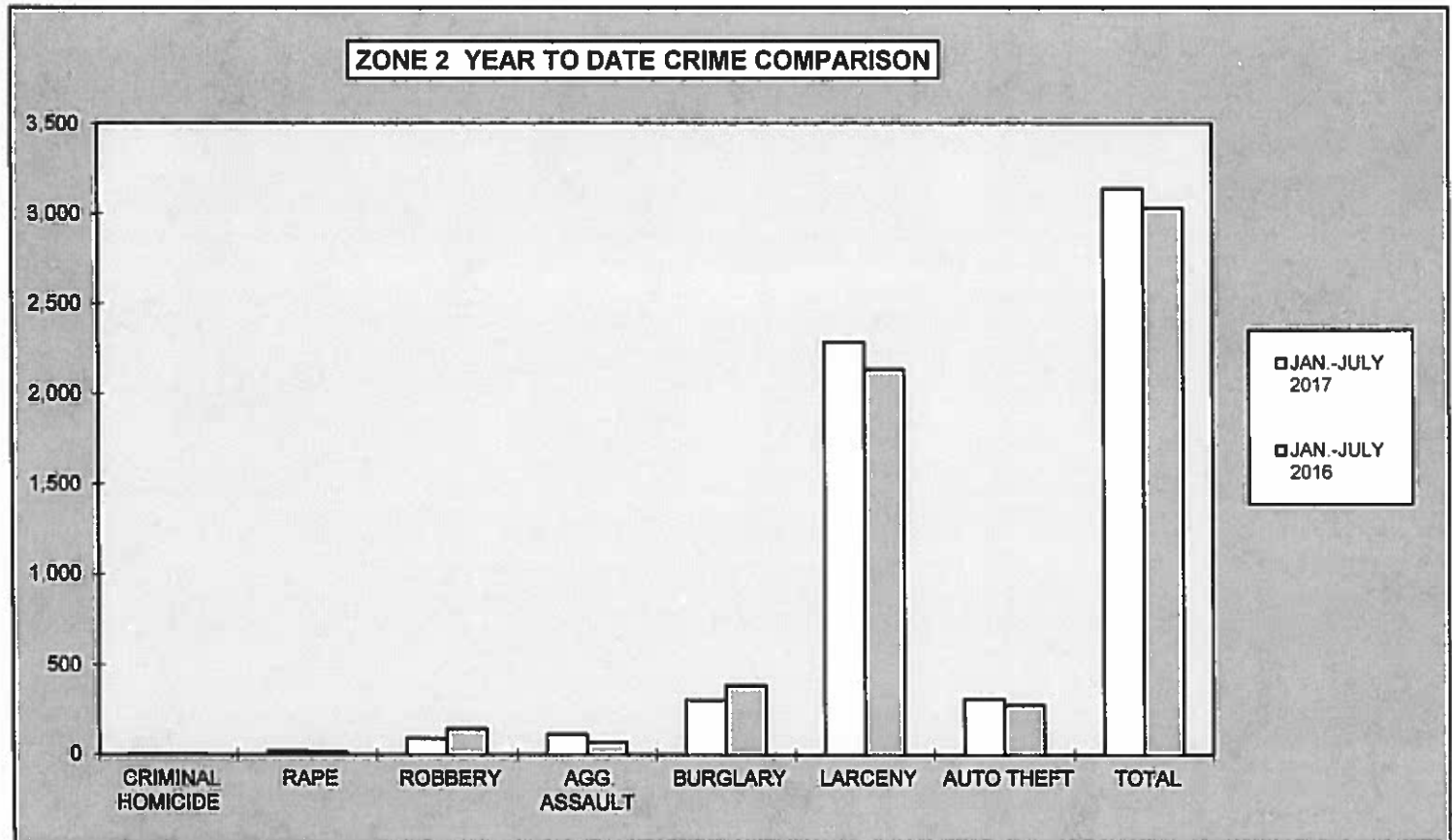
**2017
MONTHLY CRIME COMPARISON**

ZONE 2				
CRIME	JULY 2017	JULY 2016	# DIFFERENCE	% DIFFERENCE
CRIMINAL HOMICIDE	1	2	-1	-50%
RAPE	1	1	0	0%
ROBBERY	12	16	-4	-25%
AGG. ASSAULT	17	20	-3	-15%
BURGLARY	45	68	-23	-34%
RESIDENCE	31	56	-25	-45%
NON-RESIDENCE	14	12	2	17%
LARCENY	380	317	63	20%
POCKETPICKING	6	0	6	100%
PURSE SNATCHING	1	2	-1	-50%
SHOPLIFTING	81	74	7	9%
FROM MOTOR VEHICLES	210	146	64	44%
MOTOR VEH. PARTS/ACCESSORIES	18	22	-4	-18%
BICYCLES	2	5	-3	-60%
FROM BUILDINGS	22	31	-9	-29%
FROM COIN OPERATED MACHINES	0	0	0	0%
ALL OTHER	40	37	3	8%
AUTO THEFT	63	53	10	19%
TOTAL	519	477	42	9%



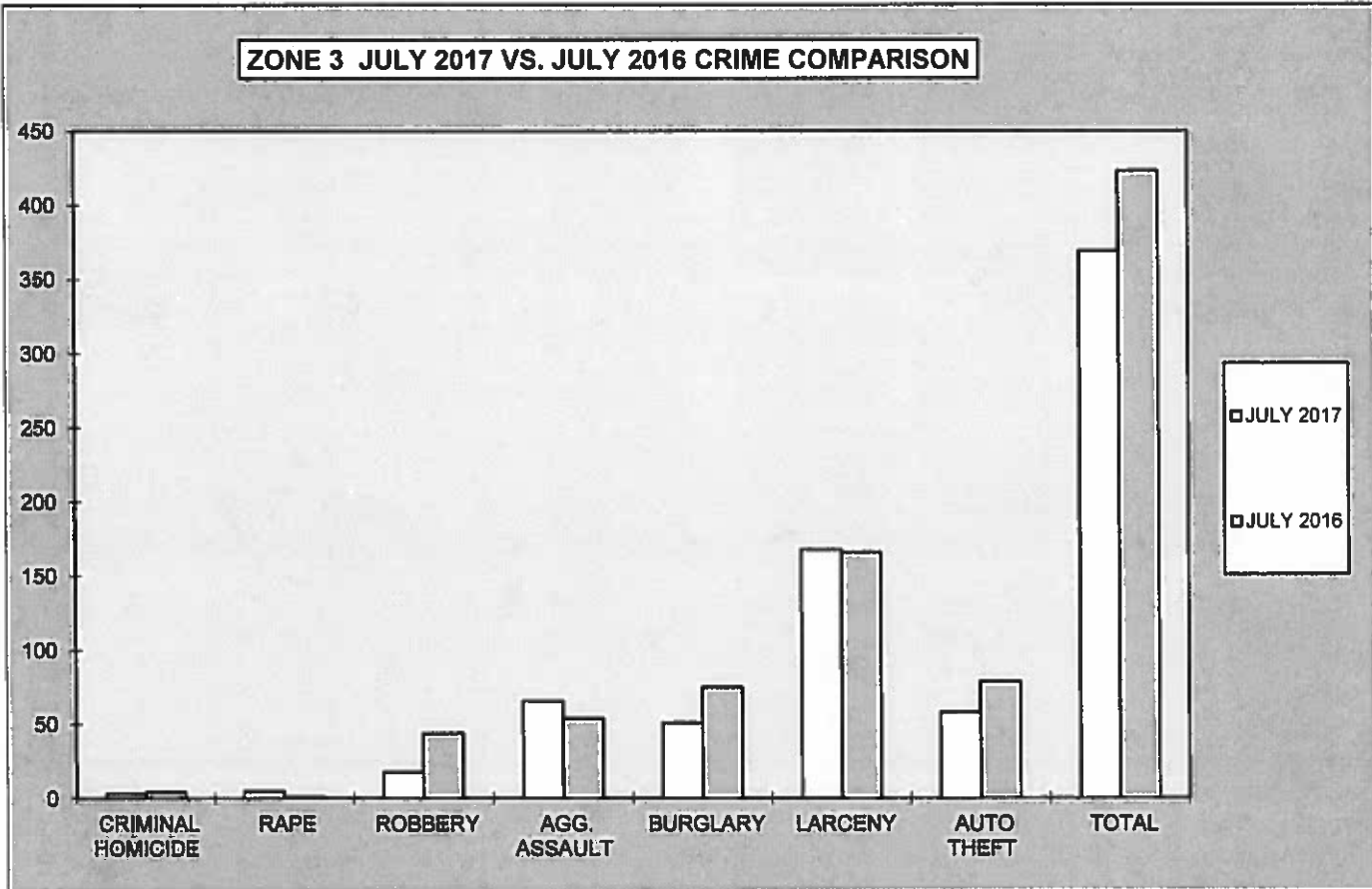
**2017
YEAR TO DATE CRIME COMPARISON**

ZONE 2				
CRIME	JAN.-JULY 2017	JAN.-JULY 2016	# DIFFERENCE	% DIFFERENCE
CRIMINAL HOMICIDE	5	2	3	150%
RAPE	20	13	7	54%
ROBBERY	91	144	-53	-37%
AGG. ASSAULT	114	71	43	61%
BURGLARY	307	388	-81	-21%
RESIDENCE	196	252	-56	-22%
NON-RESIDENCE	111	136	-25	-18%
LARCENY	2,287	2,134	153	7%
POCKETPICKING	22	7	15	214%
PURSE SNATCHING	10	14	-4	-29%
SHOPLIFTING	513	546	-33	-6%
FROM MOTOR VEHICLES	1,201	1,060	141	13%
MOTOR VEH. PARTS/ACCESSORIES	71	95	-24	-25%
BICYCLES	24	21	3	14%
FROM BUILDINGS	197	187	10	5%
FROM COIN OPERATED MACHINES	0	0	0	0%
ALL OTHER	249	204	45	22%
AUTO THEFT	311	278	33	12%
TOTAL	3,135	3,030	105	3%



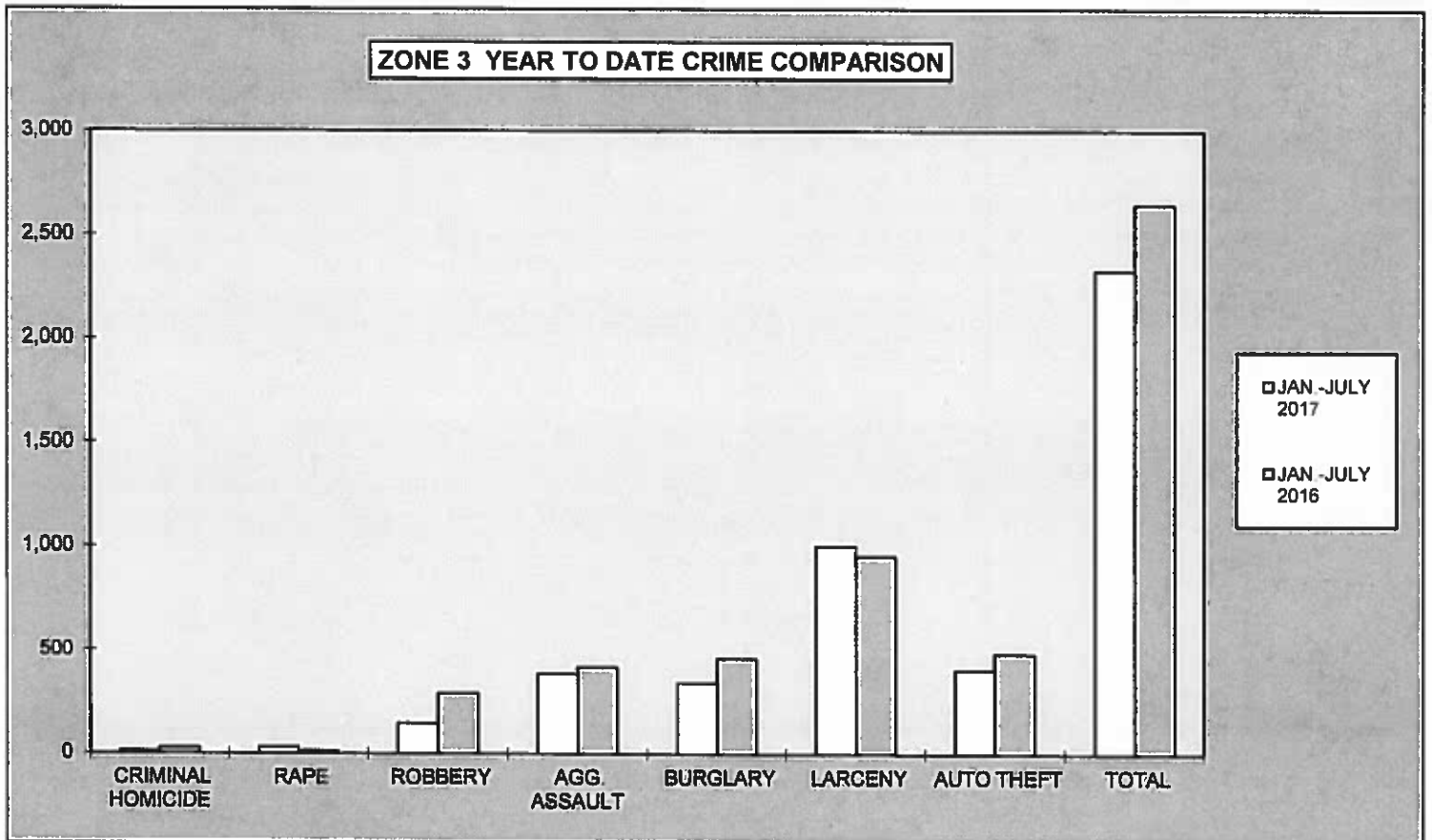
**2017
MONTHLY CRIME COMPARISON**

ZONE 3				
CRIME	JULY 2017	JULY 2016	# DIFFERENCE	% DIFFERENCE
CRIMINAL HOMICIDE	3	4	-1	-25%
RAPE	5	1	4	400%
ROBBERY	18	44	-26	-59%
AGG. ASSAULT	66	54	12	22%
BURGLARY	51	75	-24	-32%
RESIDENCE	40	68	-28	-41%
NON-RESIDENCE	11	7	4	57%
LARCENY	168	166	2	1%
POCKETPICKING	0	0	0	0%
PURSE SNATCHING	2	4	-2	-50%
SHOPLIFTING	12	18	-6	-33%
FROM MOTOR VEHICLES	67	78	-11	-14%
MOTOR VEH. PARTS/ACCESSORIES	27	15	12	80%
BICYCLES	1	1	0	0%
FROM BUILDINGS	20	17	3	18%
FROM COIN OPERATED MACHINES	0	1	-1	-100%
ALL OTHER	39	32	7	22%
AUTO THEFT	58	79	-21	-27%
TOTAL	369	423	-54	-13%



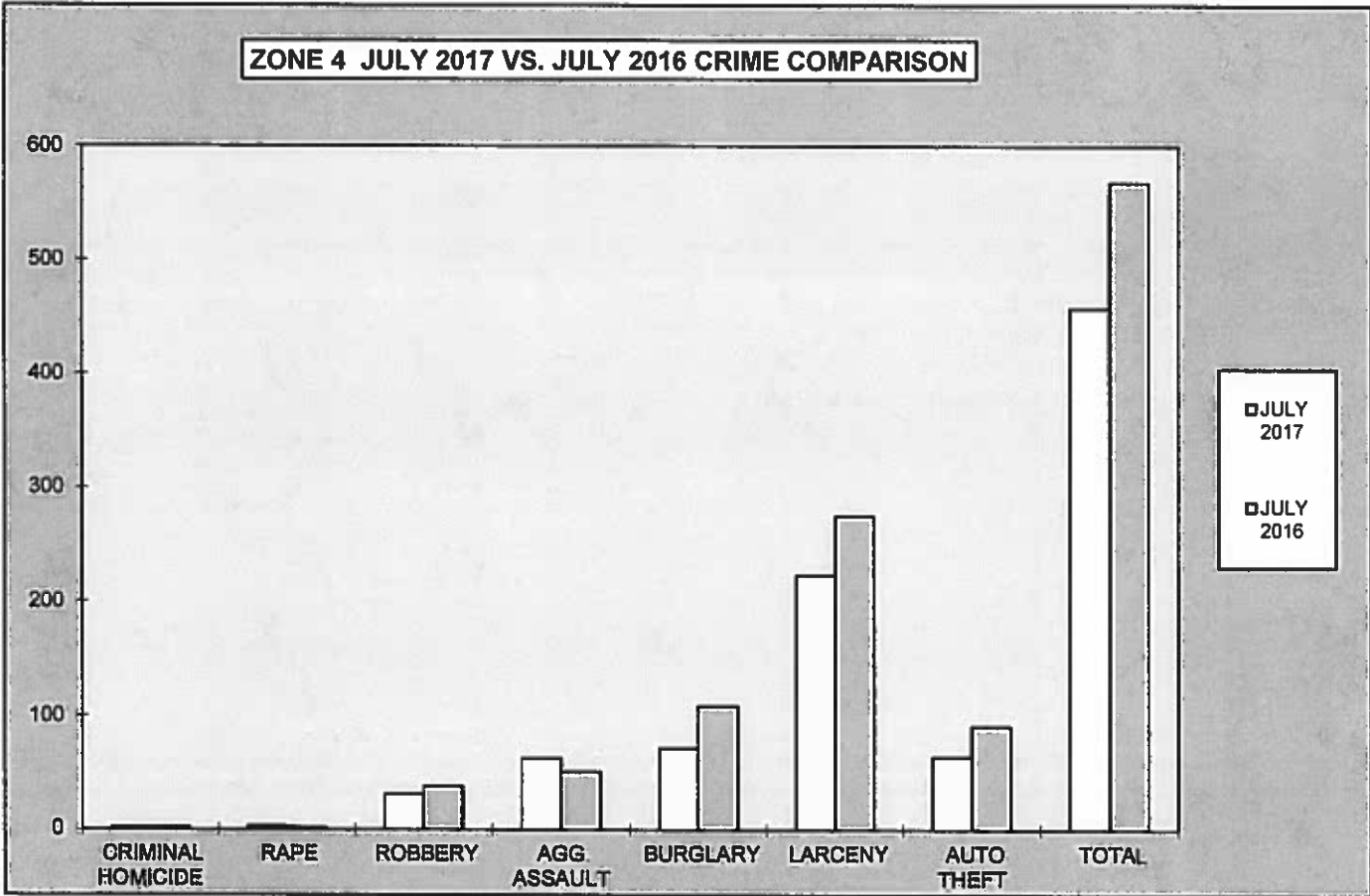
**2017
YEAR TO DATE CRIME COMPARISON**

ZONE 3				
CRIME	JAN -JULY 2017	JAN -JULY 2016	# DIFFERENCE	% DIFFERENCE
CRIMINAL HOMICIDE	12	27	-15	-56%
RAPE	32	12	20	167%
ROBBERY	147	292	-145	-50%
AGG. ASSAULT	386	417	-31	-7%
BURGLARY	344	460	-116	-25%
RESIDENCE	276	387	-111	-29%
NON-RESIDENCE	68	73	-5	-7%
LARCENY	1,002	954	48	5%
POCKETPICKING	1	2	-1	-50%
PURSE SNATCHING	17	22	-5	-23%
SHOPLIFTING	81	115	-34	-30%
FROM MOTOR VEHICLES	480	440	40	9%
MOTOR VEH. PARTS/ACCESSORIES	114	115	-1	-1%
BICYCLES	8	8	0	0%
FROM BUILDINGS	89	77	12	16%
FROM COIN OPERATED MACHINES	1	8	-7	-88%
ALL OTHER	211	167	44	26%
AUTO THEFT	404	484	-80	-17%
TOTAL	2,327	2,646	-319	-12%



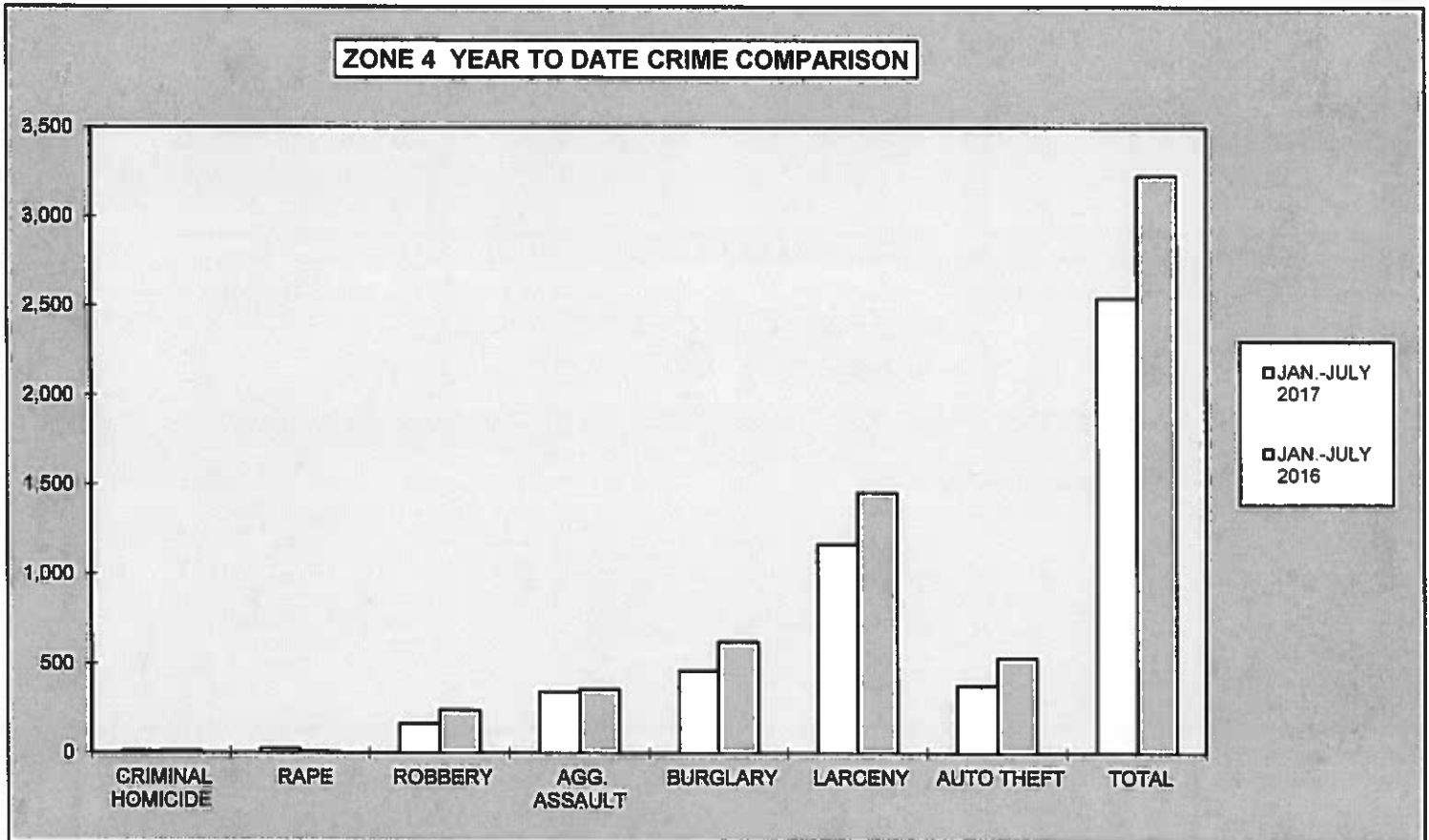
**2017
MONTHLY CRIME COMPARISON**

ZONE 4				
CRIME	JULY 2017	JULY 2016	# DIFFERENCE	% DIFFERENCE
CRIMINAL HOMICIDE	2	2	0	0%
RAPE	3	2	1	50%
ROBBERY	31	38	-7	-18%
AGG. ASSAULT	63	51	12	24%
BURGLARY	72	109	-37	-34%
RESIDENCE	62	84	-22	-26%
NON-RESIDENCE	10	25	-15	-60%
LARCENY	223	275	-52	-19%
POCKETPICKING	1	1	0	0%
PURSE SNATCHING	8	5	3	60%
SHOPLIFTING	27	59	-32	-54%
FROM MOTOR VEHICLES	117	144	-27	-19%
MOTOR VEH. PARTS/ACCESSORIES	12	13	-1	-8%
BICYCLES	3	1	2	200%
FROM BUILDINGS	16	26	-10	-38%
FROM COIN OPERATED MACHINES	0	3	-3	-100%
ALL OTHER	39	23	16	70%
AUTO THEFT	64	91	-27	-30%
TOTAL	458	568	-110	-19%



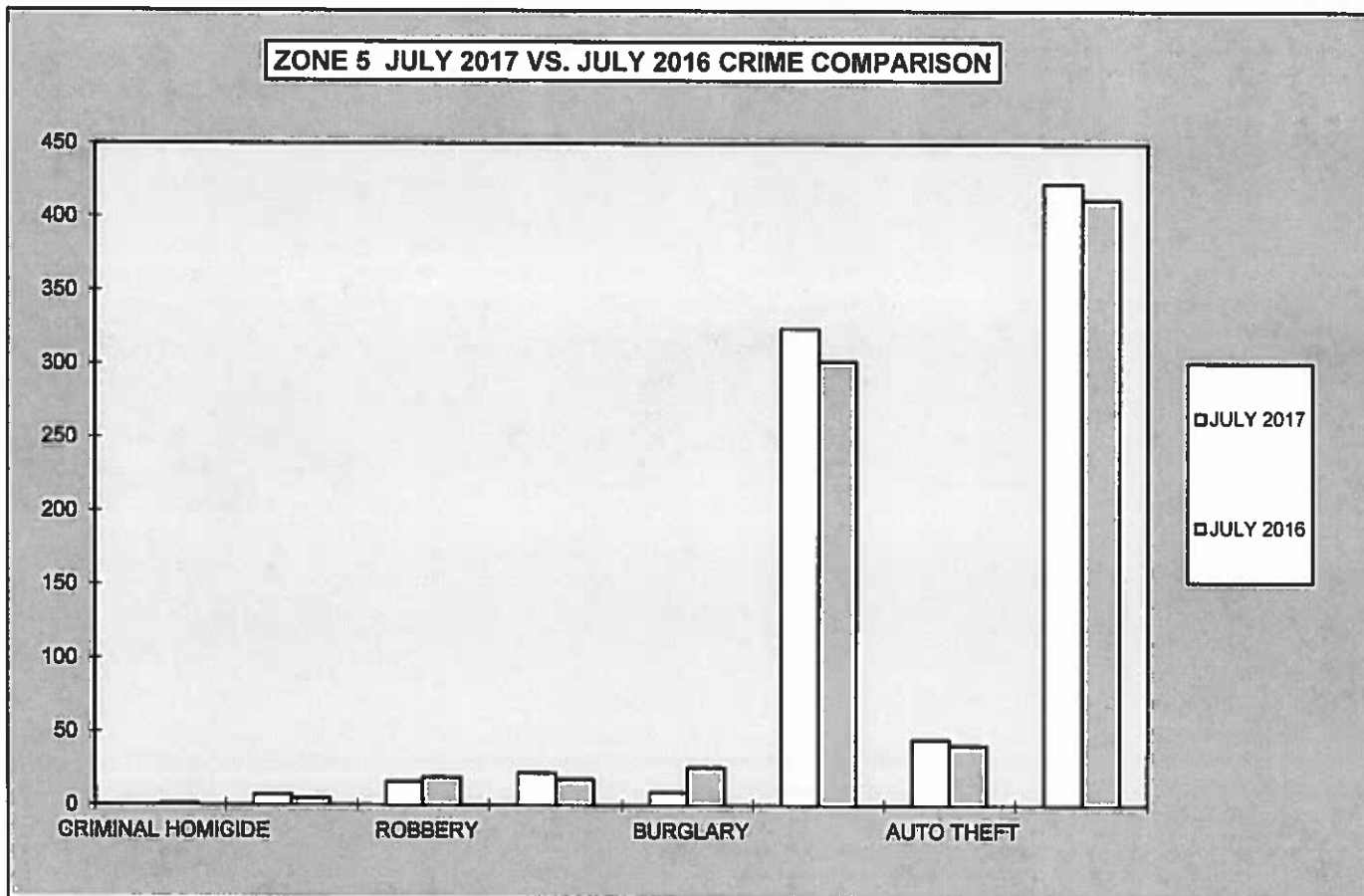
**2017
YEAR TO DATE CRIME COMPARISON**

ZONE 4				
CRIME	JAN -JULY 2017	JAN -JULY 2016	# DIFFERENCE	% DIFFERENCE
CRIMINAL HOMICIDE	8	12	-4	-33%
RAPE	24	6	18	300%
ROBBERY	164	240	-76	-32%
AGG. ASSAULT	343	359	-16	-4%
BURGLARY	462	625	-163	-26%
RESIDENCE	371	524	-153	-29%
NON-RESIDENCE	91	101	-10	-10%
LARCENY	1,167	1,457	-290	-20%
POCKETPICKING	4	12	-8	-67%
PURSE SNATCHING	30	34	-4	-12%
SHOPLIFTING	165	226	-61	-27%
FROM MOTOR VEHICLES	581	757	-176	-23%
MOTOR VEH. PARTS/ACCESSORIES	70	95	-25	-26%
BICYCLES	10	9	1	11%
FROM BUILDINGS	86	124	-38	-31%
FROM COIN OPERATED MACHINES	1	7	-6	-86%
ALL OTHER	220	193	27	14%
AUTO THEFT	378	532	-154	-29%
TOTAL	2,546	3,231	-685	-21%



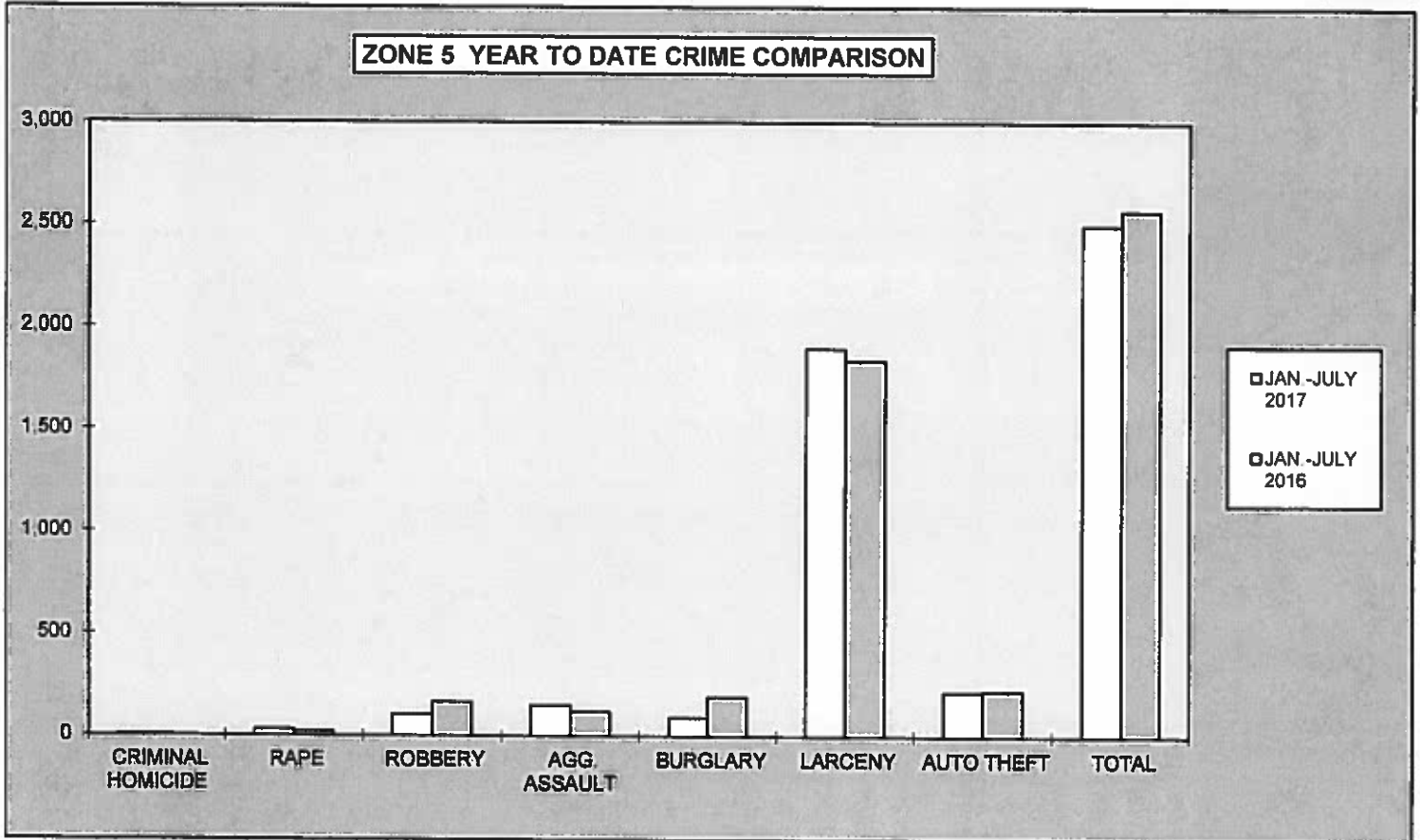
**2017
MONTHLY CRIME COMPARISON**

ZONE 5				
CRIME	JULY 2017	JULY 2016	# DIFFERENCE	% DIFFERENCE
CRIMINAL HOMICIDE	0	1	-1	-100%
RAPE	7	5	2	40%
ROBBERY	16	19	-3	-16%
AGG. ASSAULT	22	18	4	22%
BURGLARY	9	26	-17	-65%
RESIDENCE	6	19	-13	-68%
NON-RESIDENCE	3	7	-4	-57%
LARCENY	324	302	22	7%
POCKETPICKING	2	2	0	0%
PURSE SNATCHING	2	11	-9	-82%
SHOPLIFTING	33	36	-3	-8%
FROM MOTOR VEHICLES	196	172	24	14%
MOTOR VEH. PARTS/ACCESSORIES	12	10	2	20%
BICYCLES	10	7	3	43%
FROM BUILDINGS	49	42	7	17%
FROM COIN OPERATED MACHINES	1	1	0	0%
ALL OTHER	19	21	-2	-10%
AUTO THEFT	45	41	4	10%
TOTAL	423	412	11	3%



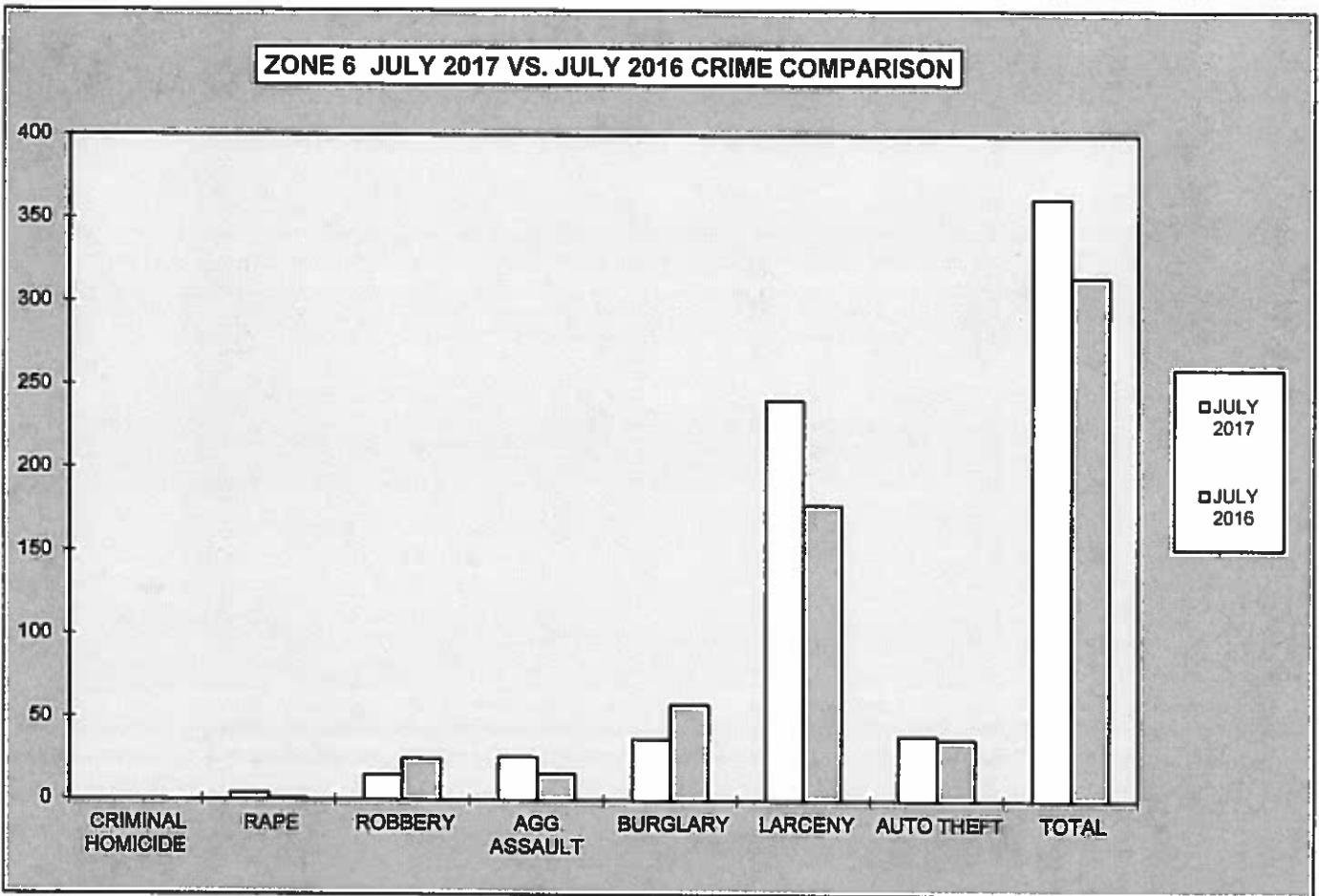
**2017
YEAR TO DATE CRIME COMPARISON**

ZONE 5				
CRIME	JAN - JULY 2017	JAN - JULY 2016	# DIFFERENCE	% DIFFERENCE
CRIMINAL HOMICIDE	5	4	1	25%
RAPE	31	20	11	55%
ROBBERY	105	166	-61	-37%
AGG. ASSAULT	151	120	31	26%
BURGLARY	90	195	-105	-54%
RESIDENCE	44	101	-57	-56%
NON-RESIDENCE	46	94	-48	-51%
LARCENY	1,896	1,838	58	3%
POCKETPICKING	12	11	1	9%
PURSE SNATCHING	27	40	-13	-33%
SHOPLIFTING	172	184	-12	-7%
FROM MOTOR VEHICLES	1,148	1,054	94	9%
MOTOR VEH. PARTS/ACCESSORIES	62	94	-32	-34%
BICYCLES	40	62	-22	-35%
FROM BUILDINGS	259	244	15	6%
FROM COIN OPERATED MACHINES	1	2	-1	-50%
ALL OTHER	175	147	28	19%
AUTO THEFT	219	226	-7	-3%
TOTAL	2,497	2,569	-72	-3%



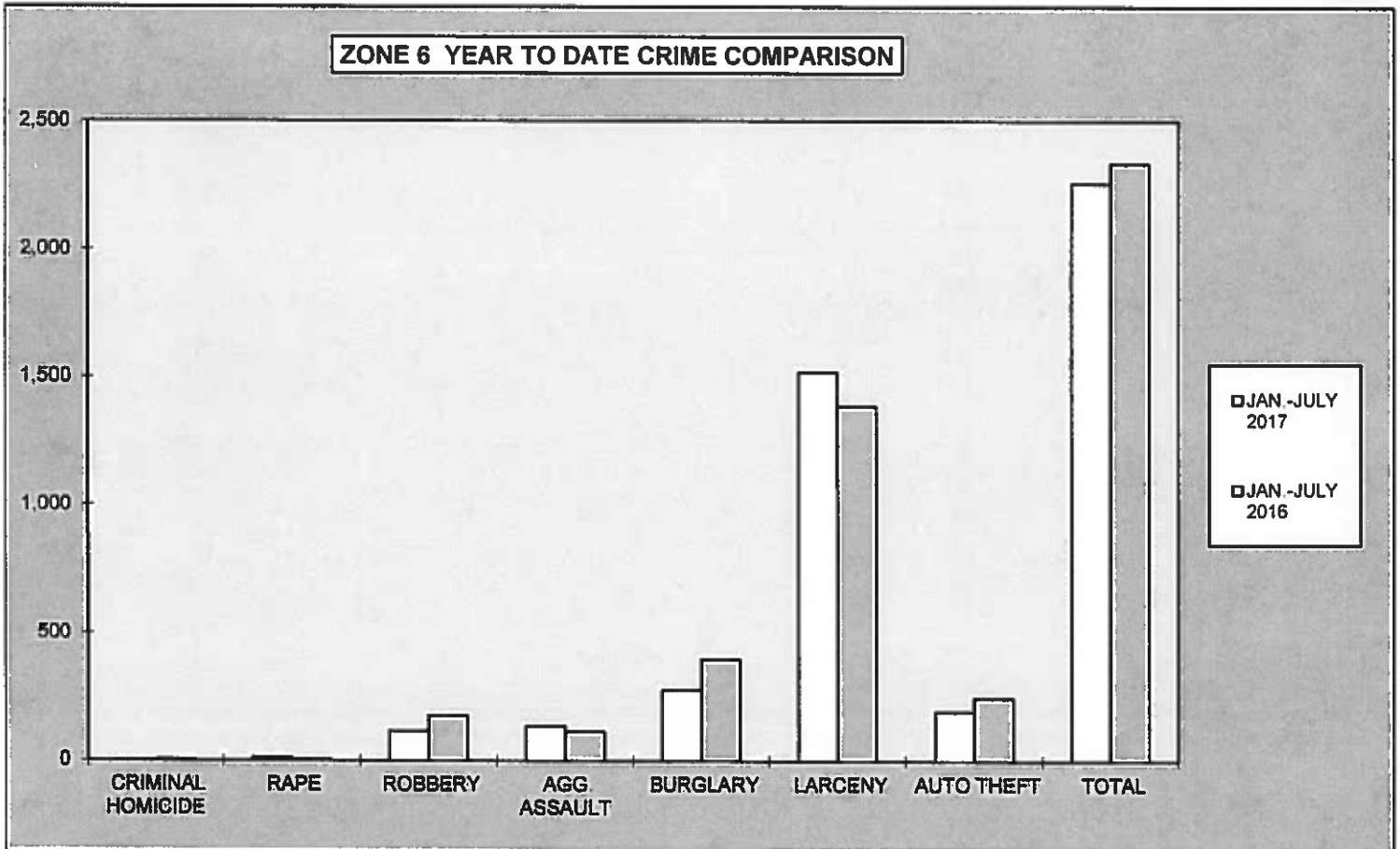
**2017
MONTHLY CRIME COMPARISON**

ZONE 6				
CRIME	JULY 2017	JULY 2016	# DIFFERENCE	% DIFFERENCE
CRIMINAL HOMICIDE	0	0	0	0%
RAPE	4	1	3	300%
ROBBERY	15	25	-10	-40%
AGG. ASSAULT	26	16	10	63%
BURGLARY	37	58	-21	-36%
RESIDENCE	26	49	-23	-47%
NON-RESIDENCE	11	9	2	22%
LARCENY	241	178	63	35%
POCKETPICKING	0	1	-1	-100%
PURSE SNATCHING	4	6	-2	-33%
SHOPLIFTING	31	25	6	24%
FROM MOTOR VEHICLES	113	98	15	15%
MOTOR VEH. PARTS/ACCESSORIES	11	6	5	83%
BICYCLES	14	6	8	133%
FROM BUILDINGS	25	10	15	150%
FROM COIN OPERATED MACHINES	1	0	1	100%
ALL OTHER	42	26	16	62%
AUTO THEFT	39	37	2	5%
TOTAL	362	315	47	15%



**2017
YEAR TO DATE CRIME COMPARISON**

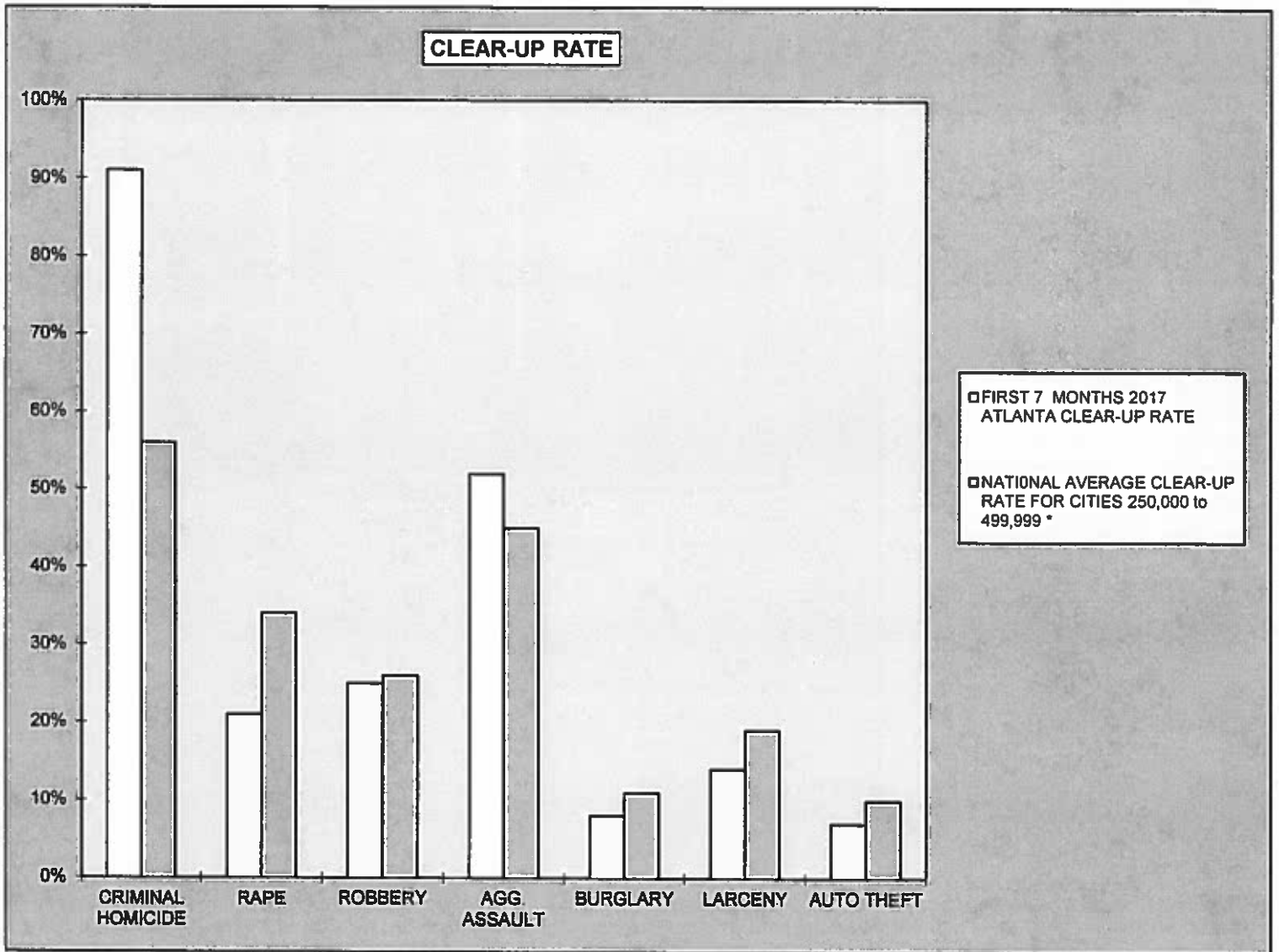
ZONE 6				
CRIME	JAN -JULY 2017	JAN -JULY 2016	# DIFFERENCE	% DIFFERENCE
CRIMINAL HOMICIDE	2	4	-2	-50%
RAPE	12	6	6	100%
ROBBERY	117	177	-60	-34%
AGG. ASSAULT	136	115	21	18%
BURGLARY	278	400	-122	-31%
RESIDENCE	205	298	-93	-31%
NON-RESIDENCE	73	102	-29	-28%
LARCENY	1,520	1,386	134	10%
POCKETPICKING	4	4	0	0%
PURSE SNATCHING	14	21	-7	-33%
SHOPLIFTING	268	241	27	11%
FROM MOTOR VEHICLES	845	735	110	15%
MOTOR VEH. PARTS/ACCESSORIES	46	67	-21	-31%
BICYCLES	56	75	-19	-25%
FROM BUILDINGS	80	92	-12	-13%
FROM COIN OPERATED MACHINES	2	2	0	0%
ALL OTHER	205	149	56	38%
AUTO THEFT	193	247	-54	-22%
TOTAL	2,258	2,335	-77	-3%



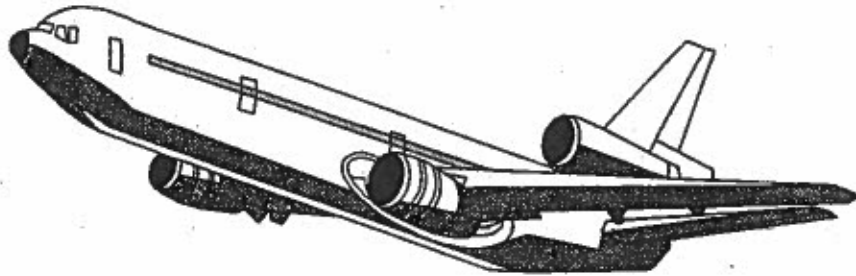
**2017
CRIME COMPARISON
CLEAR-UP RATE**

CRIME	FIRST 7 MONTHS 2017 ATLANTA CLEAR-UP RATE	NATIONAL AVERAGE CLEAR-UP RATE FOR CITIES 250,000 to 499,999 *
CRIMINAL HOMICIDE	91%	56%
RAPE	21%	34%
ROBBERY	25%	26%
AGG. ASSAULT	52%	45%
BURGLARY	8%	11%
LARCENY	14%	19%
AUTO THEFT	7%	10%

* National Average for Cities 250,000 to 499,999 Based on Latest Annual (2015) FBI Uniform Crime Report



APD



The Atlanta Airport
UNIFORM CRIME REPORTING



JULY 2017

SUPPORT SERVICES DIVISION
INFORMATION SERVICES SECTION

RETURN A - MONTHLY RETURN OF OFFENSES KNOWN TO THE POLICE

1-720b (Rev. 8-30-94)
OMB No. 1110-0001

This report is authorized by law Title 28, Section 534, U.S. Code. While you are not required to respond, your cooperation in forwarding this report by the 7th day after the close of the month to Uniform Crime Reports, Federal Bureau of Investigation, Washington, D.C. 20535, will assist in compiling comprehensive, accurate national crime figures on a timely basis.

1	2	3	4	5	6
CLASSIFICATION OF OFFENSES	OFFENSES REPORTED OR KNOWN TO POLICE (INCLUDE "UNFOUNDED" AND ATTEMPTS)	UNFOUNDED, I.E. FALSE OR BASELESS COMPLAINTS	NUMBER OF ACTUAL OFFENSES (COLUMN 2 MINUS COLUMN 3) INCLUDE ATTEMPTS	TOTAL OFFENSES CLEARED BY ARREST OR EXCEPTIONAL MEANS (INCLUDES COL. 6)	NUMBER OF CLEARANCES INVOLVING ONLY PERSONS UNDER 18 YEARS OF AGE
1. CRIMINAL HOMICIDE					
a. MURDER AND NONNEGLIGENT HOMICIDE	11	0	0	0	0
b. MANSLAUGHTER BY NEGLIGENCE	12				
2. FORCIBLE RAPE TOTAL	20				
a. Rape by Force	21	0	0	0	0
b. Attempts to commit Forcible Rape	22	0	0	0	0
3. ROBBERY TOTAL	30				
a. Firearm	31	0	0	0	0
b. Knife or Cutting Instrument	32	0	0	0	0
c. Other Dangerous Weapon	33	0	0	0	0
d. Strong-Arm (Hands, Fists, Feet, etc.)	34	0	0	0	0
4. ASSAULT TOTAL	40	10	0	10	6
a. Firearm	41	0	0	0	0
b. Knife or cutting instrument	42	0	0	0	0
c. Other Dangerous Weapon	43	1	0	1	0
d. Strong-Arm	44	0	0	0	0
e. Other Assaults - Simple, Not Aggravated	45	9	0	9	6
5. BURGLARY TOTAL	50				
a. Forcible Entry	51	0	0	0	0
b. Unlawful Entry - No Force	52	0	0	0	0
c. Attempted Forcible Entry	53	0	0	0	0
6. LARCENY THEFT TOTAL (except Motor Vehicle Theft)	60	32	0	32	1
7. MOTOR VEHICLE THEFT TOTAL	70	4	0	4	1
a. Autos	71	3	0	3	1
b. Trucks and Buses	72	1	0	1	0
c. Other Vehicles	73	0	0	0	0
GRAND TOTAL	77	46	0	46	8

CHECKING ANY OF THE APPROPRIATE BLOCKS BELOW WILL ELIMINATE YOUR NEED TO SUBMIT REPORTS WHEN THE VALUES ARE ZERO. THIS WILL ALSO AID THE NATIONAL PROGRAM IN ITS QUALITY CONTROL EFFORTS.

NO SUPPLEMENTARY HOMICIDE REPORT SUBMITTED SINCE NO MURDERS, JUSTIFIABLE HOMICIDES, OR MANSLAUGHTER BY NEGLIGENCE OCCURRED IN THIS JURISDICTION DURING THE MONTH.

NO SUPPLEMENT TO RETURN A REPORT SINCE NO CRIME OFFENSES OR RECOVERY OF PROPERTY REPORTED DURING THE MONTH.

NO LAW ENFORCEMENT OFFICERS KILLED OR ASSAULTED REPORT SINCE NONE OF THE OFFICERS WERE ASSAULTED OR KILLED DURING THE MONTH.

NO AGE, SEX, AND RACE OF PERSONS ARRESTED UNDER 18 YEARS OF AGE REPORT SINCE NO ARRESTS OF PERSONS WITHIN THIS AGE GROUP.

NO AGE, SEX, AND RACE OF PERSONS ARRESTED 18 YEARS OF AGE AND OVER REPORT SINCE NO ARRESTS OF PERSONS WITHIN THIS AGE GROUP.

NO MONTHLY RETURN OF ARSON OFFENSES KNOWN TO LAW ENFORCEMENT REPORT SINCE NO ARSONS OCCURRED.

DO NOT USE THIS SPACE

	INITIALS
RECORDED	
EDITED	
ENTERED	
ADJUSTED	
LISTED	

* TOTALS INCLUDE PREVIOUS OFFENSES

JULY 2017
Month and Year of Report

GA 060240X
Agency Identifier

AUGUST 16, 2017
Date

ATLANTA AIRPORT POLICE - GEORGIA
Agency and State

LIEUTENANT
Title
J. SHIELDS
Chief, Commissioner, Sheriff, or Superintendent

PROPERTY STOLEN BY CLASSIFICATION

CLASSIFICATION	Number of Actual (Column 4)	Offenses Return A)	Monetary Value of Property Stolen
1. MURDER AND NONNEGLIGENT MANSLAUGHTER	12	0	\$ 0.00
2. FORCIBLE RAPE	20	0	\$ 0.00
3. ROBBERY			
(a) HIGHWAY (streets, alleys, etc.)	31	0	0.00
(b) COMMERCIAL HOUSE (except c, d, and f)	32	0	0.00
(c) GAS OR SERVICE STATION	33	0	0.00
(d) CONVENIENCE STORE	34	0	0.00
(e) RESIDENCE (anywhere on premises)	35	0	0.00
(f) BANK	36	0	0.00
(g) MISCELLANEOUS	37	0	0.00
TOTAL ROBBERY	30	0	\$ 0.00
5. BURGLARY - BREAKING OR ENTERING			
(a) RESIDENCE (dwelling)			
(1) NIGHT (6 p.m. - 6 a.m.)	51	0	0.00
(2) DAY (6 a.m. - 6 p.m.)	52	0	0.00
(3) UNKNOWN	53	0	0.00
(b) NON-RESIDENCE (store, office, etc.)			
(1) NIGHT (6 p.m. - 6 a.m.)	54	0	0.00
(2) DAY (6 a.m. - 6 p.m.)	55	0	0.00
(3) UNKNOWN	56	0	0.00
TOTAL BURGLARY	50	0	\$ 0.00
6. LARCENY - THEFT (Except Motor Vehicle Theft)			
(a) \$200 AND OVER	61	14	24,963.00
(b) \$50 TO \$200	62	2	281.00
(c) UNDER \$50	63	16	75.00
TOTAL LARCENY (Same as Item 6X)	80	32	\$ 25,319.00
7. MOTOR VEHICLE THEFT (Include Alleged Joy Ride)	70	4	\$ 60,002.00
GRAND TOTAL - ALL ITEMS	77	40	\$ 85,321.00
ADDITIONAL ANALYSIS OF LARCENY AND MOTOR VEHICLE THEFT			
6X. NATURE OF LARCENIES UNDER ITEM 6			
(a) POCKET-PICKING	81	1	6.00
(b) PURSE-SNATCHING	82	0	0.00
(c) SHOPLIFTING	83	1	297.00
(d) FROM MOTOR VEHICLES (except e)	84	1	1.00
(e) MOTOR VEHICLE PARTS AND ACCESSORIES	85	2	1,485.00
(f) BICYCLES	86	0	0.00
(g) FROM BUILDING (except c and h)	87	6	1,351.00
(h) FROM ANY COIN-OPERATED MACHINES (parking meters, etc.)	88	0	0.00
(i) ALL OTHER	89	21	22,179.00
TOTAL LARCENIES (Same as Item 6)	80	32	\$ 25,319.00
7X. MOTOR VEHICLES RECOVERED			
(a) STOLEN LOCALLY AND RECOVERED LOCALLY	91	1	
(b) STOLEN LOCALLY AND RECOVERED BY OTHER JURISDICTIONS	92	0	
(c) TOTAL LOCALLY STOLEN MOTOR VEHICLES RECOVERED (a & b)	93	1	
(d) STOLEN IN OTHER JURISDICTIONS AND RECOVERED LOCALLY	90	7	

SUPPLEMENT TO RETURN A
MONTHLY RETURN OF OFFENSES KNOWN TO THE POLICE

1-706 (Rev.8-30-94)
Form Approved
OMB No. 1110-0007

This report is authorized by law, Title 28, Section 534, U. S. Code. While you are not required to respond, your cooperation in submitting this report with the Return A will assist the FBI in compiling comprehensive, accurate figures on a timely basis.

This form deals with the nature of crime and the monetary value of property stolen and recovered. The total offenses recorded on the form should be the same as the number of actual offenses listed in Column 4 of the Return A for each crime class. Include attempted crimes on this form, but do not include unfounded offenses. If you cannot complete the report in all areas, please record as much information as is available. Tally sheets will be sent upon request.

PROPERTY BY TYPE AND VALUE

Type of Property (1)	Data Entry	Monetary Value of Property Stolen in Your Jurisdiction	
		Stolen (2)	Recovered (3)
(A) Currency, Notes, Etc.	01	\$ 1,405.00	\$ 0.00
(B) Jewelry and Precious Metals	02	2,231.00	0.00
(C) Clothing and Furs	03	3,010.00	0.00
(D) Locally Stolen Motor Vehicles	04	60,002.00	1.00
(E) Office Equipment	05	2,501.00	0.00
(F) Televisions, Radios, Stereos, Etc.	06	9,451.00	0.00
(G) Firearms	07	0.00	0.00
(H) Household Goods	08	0.00	0.00
(I) Consumable Goods	09	0.00	0.00
(J) Livestock	10	0.00	0.00
(K) Miscellaneous	11	6,721.00	0.00
TOTAL	00	\$ 85,321.00	\$ 1.00

The total of this column should agree with the Grand Total (DATA ENTRY 77) shown on page 2.

Include in this column all property recovered even though stolen in prior months. The above is an accounting for only that property stolen in your jurisdiction. This will include property recovered for you by other jurisdictions, but not property you recover for them.

AUGUST 16, 2017

DATE

L. HARRIS
PREPARED BY

LIEUTENANT
TITLE

J. SHIELDS
CHIEF, COMMISSIONER, SHERIFF OR SUPERINTENDENT

JULY 2017

Month and Year of Report

GA 060240X

Agency Identifier

ATLANTA AIRPORT POLICE - GEORGIA

Agency and State

LAW ENFORCEMENT OFFICERS KILLED OR ASSAULTED

It is requested this report be completed and transmitted with monthly crime reports to: Director, Federal Bureau of Investigation, Uniform Crime Reports, Washington, D. C. 20535. This form should be used to report the number of your officers who were assaulted or killed in the line of duty during the month. Additional information concerning officers killed will be requested by a separate questionnaire.

OFFICERS KILLED

Number of your law enforcement officers killed in the line of duty this month.

By felonious act 0
By accident or negligence 0

Officers Assaulted (Do not include officers killed) - See other side for instructions.

Type of Activity	Total Assaults by Weapon A	Type of Weapon					Type of Assignment						Police Assaults Cleared M
		Firearm B	Knife or Other Cutting Instrument C	Other Dangerous Weapon D	Hands, Fists, Feet, etc. E	Two-Officer Vehicle F	One-Officer Vehicle		Detective or Special Assign.		Other		
							Alone G	As-sisted H	Alone I	As-sisted J	Alone K	As-sisted L	
1. Responding to "Disturbance" calls (family quarrels, man with gun, etc.)	0												
2. Burglaries in progress or pursuing burglary suspects	0												
3. Robberies in progress or pursuing robbery suspects	0												
4. Attempting other arrests	0												
5. Civil disorder (riot, mass disobedience)	0												
6. Handling, transporting, custody of prisoners	1				1			1					1
7. Investigating suspicious persons or circumstances	0												
8. Ambush - no warning	0												
9. Mentally deranged	0												
10. Traffic pursuits and stops	0												
11. All Other	0												
12. TOTAL (1-11)	1	0	0	0	1	0	0	1	0	0	0	0	1
13. Number with personal injury	0												
14. Number without personal injury	1				1								
15. Time of assaults													
	AM												
	PM												1
		12:01	2:00	4:00	6:00	8:00	10:00	12:00					

DO NOT WRITE HERE

Recorded	Initials
Edited	
Punched	
Verified	
Adjusted	
DOJ/FBI	

JULY 2017
Month and Year
ATLANTA AIRPORT POLICE
Agency

GA 060240X
Agency Identifier
GEORGIA
State

[Signature]
Prepared By
[Signature]
Chief, Sheriff, Commissioner, Superintendent
Title
LIEUTENANT CHIEF

AGENCY IDENTIFIER GA 060240X REPORTING PERIOD JULY 20 17

AGENCY NAME ATLANTA AIRPORT POLICE

POLICE DISPOSITION OF JUVENILES

-Not to include neglect or traffic cases-

- 1. Handled within Department and released.
(Warning, released to parents, etc.) _____
 - 2. Referred to juvenile court or probation department. _____ 1
 - 3. Referred to welfare agency. _____
 - 4. Referred to other police agency. _____
 - 5. Referred to criminal or adult court. _____
- TOTAL _____ 1

AUGUST 14, 2017
DATE

[Signature] LIEUTENANT
PREPARED BY TITLE

[Signature] CHIEF
APPROVED BY TITLE

GCIC USE ONLY

Recorded	_____
Reviewed	_____
Punched	_____
Verified	_____

RETURN TO
Georgia Crime Information Center/Uniform Crime Reporting
P. O. Box 1456
Atlanta, Georgia 30301

Return on or before the 7th of the following month.

GCIC/UCR-012 (9/74)

ATLANTA AIRPORT POLICE
 AGE, SEX, AND RACE OF PERSONS ARRESTED
 16 YEARS OF AGE AND UNDER

MONTH JULY
 YEAR 2017

CLASSIFICATION OF OFFENSES	SEX	AGE						RACE					ETHNIC		
		09	1012	1314	15	16	TOTAL	White	Black	Native Amer.	Asian/Pacific	Whl. Hispanic	Blck Hispanic		
Murder/Nonnegligent Manslaughter	M						0								
	F						0								
Manslaughter by Negligence	M						0								
	F						0								
Forcible Rape	M						0								
	F						0								
Robbery	M						0								
	F						0								
Aggravated Assault	M						0								
	F						0								
Burglary- Breaking or Entering	M						0								
	F						0								
Larceny - Theft (except Motor Vehicle Theft)	M						0								
	F						0								
Motor Vehicle Theft	M						1					1			
	F						0								
Other Assaults	M						0								
	F						0								
Arson	M						0								
	F						0								
Forgery and Counterfeiting	M						0								
	F						0								
Fraud	M						0								
	F						0								
Embezzlement	M						0								
	F						0								
Stolen Property; Buying, Receiving, Possessing	M						0								
	F						0								
Vandalism	M						0								
	F						0								
Weapons	M						0								
	F						0								
Prostitution and Commercialized Vice	M						0								
	F						0								

ATLANTA AIRPORT POLICE
AGE, SEX, AND RACE OF PERSONS ARRESTED
16 YEARS OF AGE AND UNDER

MONTH JULY

YEAR 2017

CLASSIFICATION OF OFFENSES	SEX	AGE					RACE				ETHNIC		
		0 9	10 12	13 14	15	16	TOTAL	White	Black	Native Amer.	Asian/Pacific	Whl. Hispanic	Blck Hispanic
17 Sex Offenses (except Rape and Prostitution)	M												
	F												
18 Drug Abuse Violations	M	0	0	0	0	0	0	0	0	0	0	0	0
	F	0	0	0	0	0	0	0	0	0	0	0	0
180 Grand Total	M	0	0	0	0	0	0	0	0	0	0	0	0
(1) Sale/Manufacturing Subtotal	F	0	0	0	0	0	0	0	0	0	0	0	0
a Opium or Cocaine and their Derivatives	M												
	F												
b Marijuana	M												
	F												
c Synthetic Narcotics	M												
	F												
d Other Dangerous Non-Narcotic Drugs	M												
	F												
185 Subtotal	M	0	0	0	0	0	0	0	0	0	0	0	0
	F	0	0	0	0	0	0	0	0	0	0	0	0
e Opium or Cocaine and their Derivatives	M												
	F												
f Marijuana	M												
	F												
g Synthetic Narcotics	M												
	F												
h Other Dangerous Non-Narcotic Drugs	M												
	F												
19 Total	M	0	0	0	0	0	0	0	0	0	0	0	0
	F	0	0	0	0	0	0	0	0	0	0	0	0
a Bookmaking	M												
	F												
b Numbers and Lottery	M												
	F												
c All Other Gambling	M												
	F												
20 Offenses Against Family and Children	M												
	F												

**ATLANTA AIRPORT POLICE
AGE, SEX, AND RACE OF PERSONS ARRESTED
16 YEARS OF AGE AND UNDER**

MONTH JULY

YEAR 2017

CLASSIFICATION OF OFFENSES	SEX	AGE						RACE				ETHNIC							
		0 9		10 12		13 14		15		16		TOTAL	White	Black	Native Amer.	Asian/Pacific	Wnl. Hispanic	Bkck Hispanic	
Driving Under the Influence	M																		
	F																		
Liquor Laws	M																		
	F																		
Drunkenness	M																		
	F																		
Disorderly Conduct	M																		
	F																		
Vagrancy	M																		
	F																		
All Other Offenses (except Traffic)	M																		
	F																		
Suspicion	M																		
	F																		
Curfew and Loitering	M																		
	F																		
Run-Aways	M																		
	F																		
Total		0	0	0	0	0	0	0	0	1	1	0	0	0	0	0	0	0	0

JULY 2017

Month and Year of Report

GA 060240X

Agency Identifier

AUGUST 16, 2017

Date

ATLANTA AIRPORT POLICE - GEORGIA

Agency and State

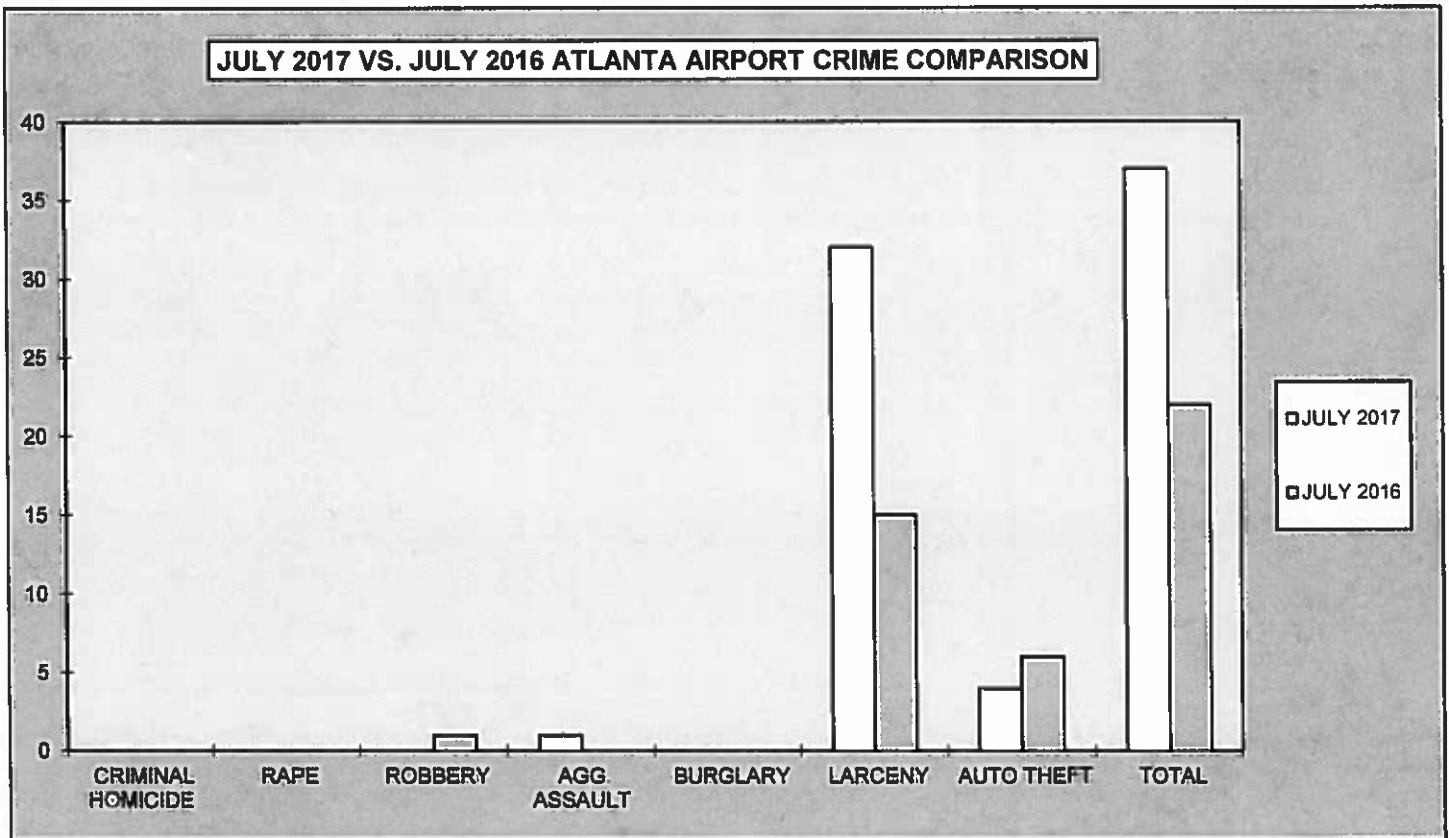
[Signature]
Prepared By LIEUTENANT

[Signature]
CHIEF

Chief, Commissioner, Sheriff, or Superintendent

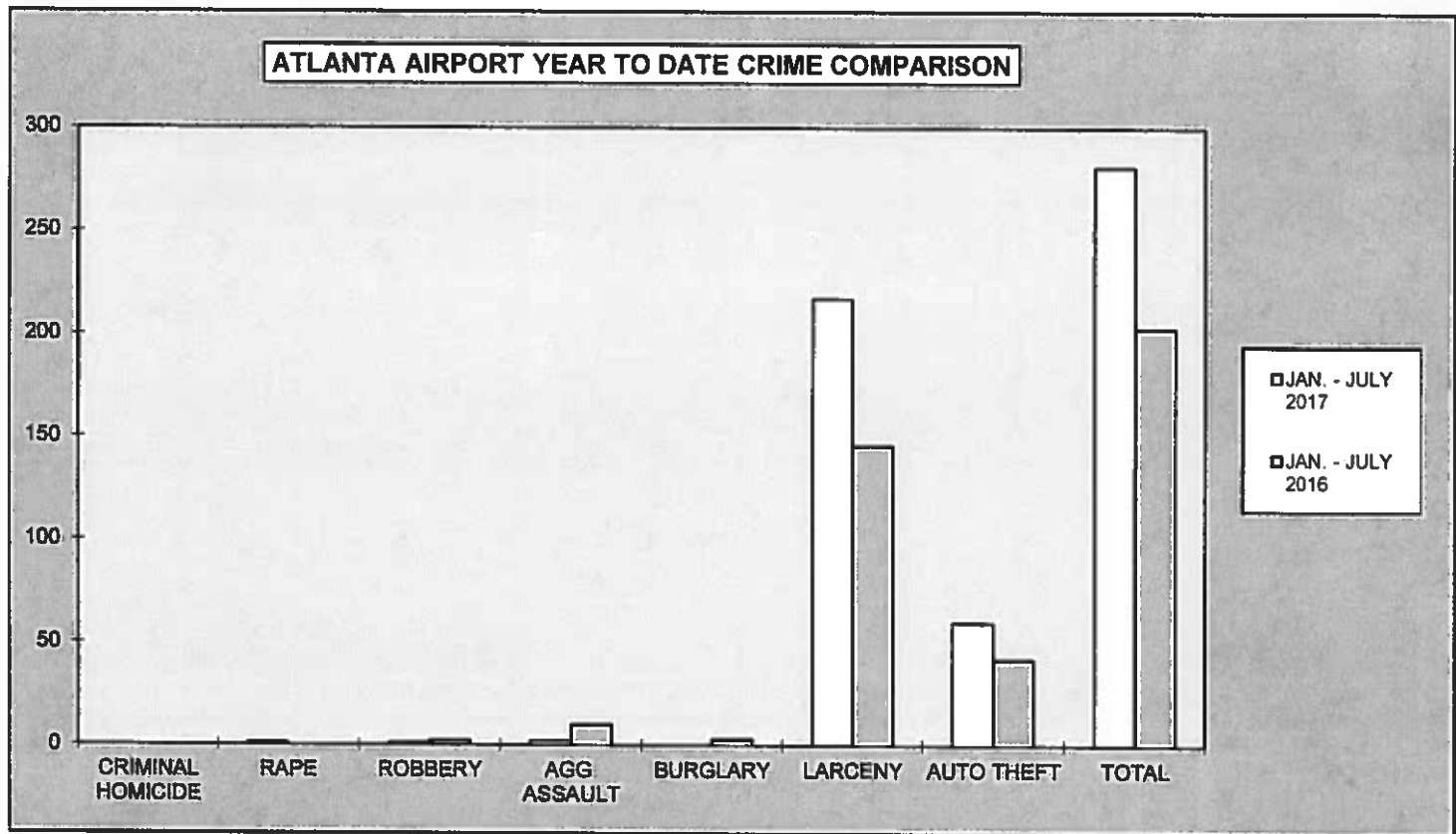
**2017
ATLANTA AIRPORT
MONTHLY CRIME COMPARISON**

CRIME	JULY 2017	JULY 2016	# DIFFERENCE	% DIFFERENCE
CRIMINAL HOMICIDE	0	0	0	0%
RAPE	0	0	0	0%
ROBBERY	0	1	-1	-100%
AGG. ASSAULT	1	0	1	100%
BURGLARY	0	0	0	0%
RESIDENCE	0	0	0	0%
NON-RESIDENCE	0	0	0	0%
LARCENY	32	15	17	113%
POCKETPICKING	1	0	1	100%
PURSE SNATCHING	0	1	-1	-100%
SHOPLIFTING	1	1	0	0%
FROM MOTOR VEHICLES	1	0	1	100%
MOTOR VEH. PARTS/ACCESSORIES	2	2	0	0%
BICYCLES	0	0	0	0%
FROM BUILDINGS	6	5	1	20%
FROM COIN OPERATED MACHINES	0	0	0	0%
ALL OTHER	21	6	15	250%
AUTO THEFT	4	6	-2	-33%
TOTAL	37	22	15	68%



**2017
ATLANTA AIRPORT
YEAR TO DATE CRIME COMPARISON**

FIRST 7 MONTHS				
CRIME	JAN. - JULY 2017	JAN. - JULY 2016	# DIFFERENCE	% DIFFERENCE
CRIMINAL HOMICIDE	0	0	0	0%
RAPE	1	0	1	0%
ROBBERY	1	2	-1	-50%
AGG. ASSAULT	2	10	-8	-80%
BURGLARY	0	3	-3	-100%
RESIDENCE	0	0	0	0%
NON-RESIDENCE	0	3	-3	-100%
LARCENY	217	146	71	49%
POCKETPICKING	2	2	0	0%
PURSE SNATCHING	1	6	-5	-83%
SHOPLIFTING	18	7	11	157%
FROM MOTOR VEHICLES	14	18	-4	-22%
MOTOR VEH. PARTS/ACCESSORIES	9	15	-6	-40%
BICYCLES	1	0	1	100%
FROM BUILDINGS	32	43	-11	-26%
FROM COIN OPERATED MACHINES	0	0	0	0%
ALL OTHER	140	55	85	155%
AUTO THEFT	60	42	18	43%
TOTAL	281	203	78	38%

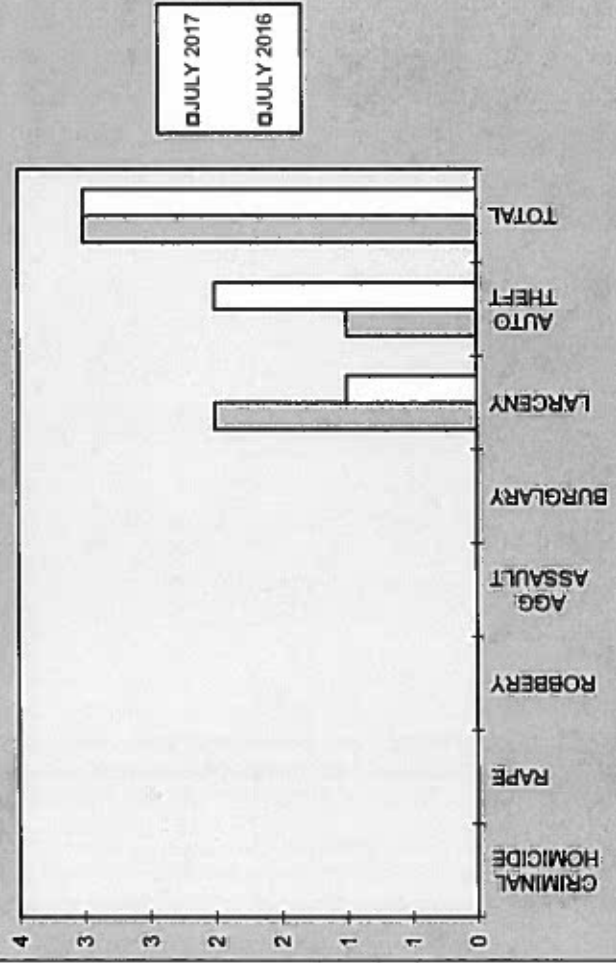


**2017
ATLANTA AIRPORT
ARREST COMPARISON**

JULY ARREST COMPARISON

CRIME	JULY 2017	JULY 2016	# DIFFERENCE	% DIFFERENCE
CRIMINAL HOMICIDE	0	0	0	0%
RAPE	0	0	0	0%
ROBBERY	0	0	0	0%
AGG. ASSAULT	0	0	0	0%
BURGLARY	0	0	0	0%
LARCENY	2	1	1	100%
AUTO THEFT	1	2	-1	-50%
TOTAL	3	3	0	0%

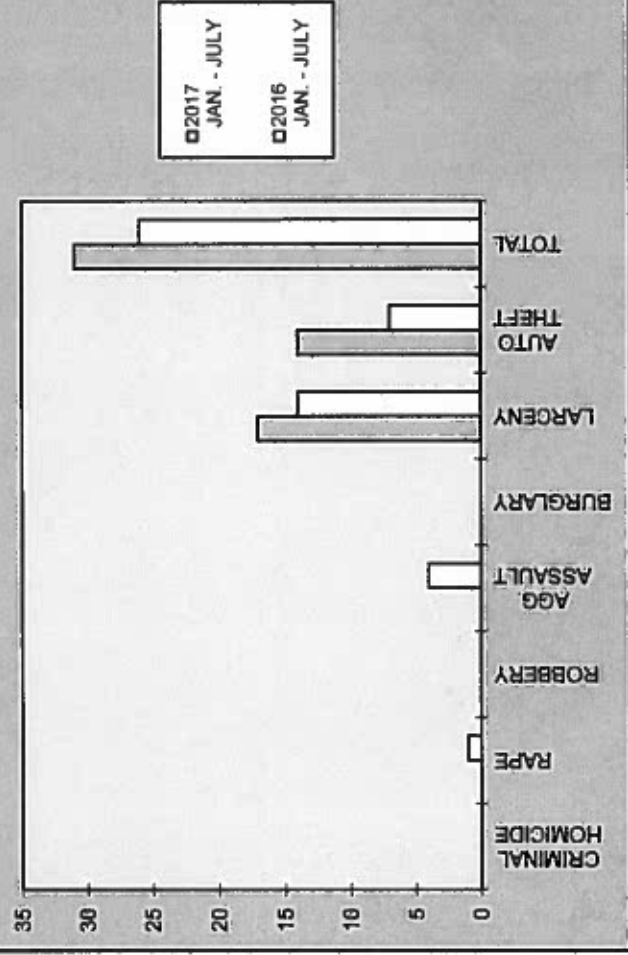
**ATLANTA AIRPORT JULY 2017 VS. JULY 2016
ARREST COMPARISON**



FIRST 7 MONTHS ARREST COMPARISON

CRIME	2017 JAN. - JULY	2016 JAN. - JULY	# DIFFERENCE	% DIFFERENCE
CRIMINAL HOMICIDE	0	0	0	0%
RAPE	0	1	-1	-100%
ROBBERY	0	0	0	0%
AGG. ASSAULT	0	4	-4	-100%
BURGLARY	0	0	0	0%
LARCENY	17	14	3	21%
AUTO THEFT	14	7	7	100%
TOTAL	31	26	5	19%

**ATLANTA AIRPORT YEAR TO DATE
ARREST COMPARISON 2017 VS. 2016**



**2017
ATLANTA AIRPORT
CLEAR-UP RATE**

CRIME	ATLANTA AIRPORT JULY 2017 CLEAR-UP RATE	ATLANTA AIRPORT JULY 2016 CLEAR-UP RATE
CRIMINAL HOMICIDE	0%	0%
RAPE	0%	0%
ROBBERY	0%	0%
AGG. ASSAULT	0%	0%
BURGLARY	0%	0%
LARCENY	3%	13%
AUTO THEFT	25%	33%

