

FBI

UNIFORM CRIME REPORTING

ATLANTA POLICE DEPARTMENT

226 PEACHTREE STREET, SW

ATLANTA, GEORGIA 30303



SEPTEMBER 2013

SUPPORT SERVICES DIVISION
INFORMATION SERVICES SECTION

TABLE OF CONTENTS

	Page
U. C. R. COMPARATIVE CRIME REPORT -----	1
RETURN A - MONTHLY RETURN OF OFFENSES KNOWN TO THE POLICE -----	2
PROPERTY STOLEN BY CLASSIFICATION -----	3
	3a
LAW ENFORCEMENT OFFICERS KILLED OR ASSAULTED -----	4
MONTHLY RETURN OF ARSON OFFENSES KNOWN TO LAW ENFORCEMENT -----	5
POLICE DISPOSITION OF JUVENILES -----	6
SUPPLEMENTARY HOMICIDE REPORT -----	7
SEX AND RACE OF PERSONS ARRESTED -----	8
	8a-8e
HOMICIDE COMPARISON REPORT -----	9
HOMICIDE BREAKDOWN REPORT -----	10
SEVEN MAJOR CRIMES - MONTHLY CRIME COMPARISON -----	11
SEVEN MAJOR CRIMES - YEAR TO DATE CRIME COMPARISON -----	12
SEVEN MAJOR CRIMES ARREST MONTHLY AND YEAR TO DATE COMPARISON -----	13
CRIMES AGAINST PERSONS MONTHLY AND YEAR TO DATE COMPARISON -----	14
CRIMES AGAINST PROPERTY MONTHLY AND YEAR TO DATE COMPARISON -----	15
CRIMES AGAINST PERSONS & PROPERTY MONTHLY COMPARISON BY ZONES -----	16
CRIMES AGAINST PERSONS & PROPERTY YEAR TO DATE COMPARISON BY ZONES -----	17
SEVEN MAJOR CRIMES MONTHLY CRIME COMPARISON BY ZONES -----	18
SEVEN MAJOR CRIMES - YEAR TO DATE CRIME COMPARISON BY ZONES -----	19
SEVEN MAJOR CRIMES - MONTHLY CRIME COMPARISON - ZONE 1 -----	20
SEVEN MAJOR CRIMES - YEAR TO DATE CRIME COMPARISON - ZONE 1 -----	21
SEVEN MAJOR CRIMES - MONTHLY CRIME COMPARISON - ZONE 2 -----	22
SEVEN MAJOR CRIMES - YEAR TO DATE CRIME COMPARISON - ZONE 2 -----	23
SEVEN MAJOR CRIMES - MONTHLY CRIME COMPARISON - ZONE 3 -----	24
SEVEN MAJOR CRIMES - YEAR TO DATE CRIME COMPARISON - ZONE 3 -----	25
SEVEN MAJOR CRIMES - MONTHLY CRIME COMPARISON - ZONE 4 -----	26
SEVEN MAJOR CRIMES - YEAR TO DATE CRIME COMPARISON - ZONE 4 -----	27
SEVEN MAJOR CRIMES - MONTHLY CRIME COMPARISON - ZONE 5 -----	28
SEVEN MAJOR CRIMES - YEAR TO DATE CRIME COMPARISON - ZONE 5 -----	29
SEVEN MAJOR CRIMES - MONTHLY CRIME COMPARISON - ZONE 6 -----	30
SEVEN MAJOR CRIMES - YEAR TO DATE CRIME COMPARISON - ZONE 6 -----	31
CLEAR-UP RATE COMPARISON -----	32
ATLANTA AIRPORT -----	33
RETURN A - MONTHLY RETURN OF OFFENSES KNOWN TO THE POLICE -----	34
PROPERTY STOLEN BY CLASSIFICATION -----	35
	35a
LAW ENFORCEMENT OFFICERS KILLED OR ASSAULTED -----	36
SEX AND RACE OF PERSONS ARRESTED -----	37
	37a-37e
SEVEN MAJOR CRIMES - MONTHLY CRIME COMPARISON -----	38
SEVEN MAJOR CRIMES - YEAR TO DATE CRIME COMPARISON -----	39
SEVEN MAJOR CRIMES ARREST MONTHLY AND YEAR TO DATE COMPARISON -----	40
CLEAR-UP RATE COMPARISON -----	41

SEPTEMBER 2013
U.C.R. COMPARATIVE CRIME REPORT
SUPPORT SERVICES DIVISION
INFORMATION SERVICES SECTION

	<u>SEPTEMBER 2013</u>		<u>SEPTEMBER 2012</u>		<u>COMPARATIVE ACTUAL</u>	<u>% CHANGE ACTUAL</u>	<u>COMPARATIVE CLEARED</u>	<u>% CHANGE CLEARED</u>
	<u>ACTUAL</u>	<u>CLEARED</u>	<u>ACTUAL</u>	<u>CLEARED</u>				
MURDER	6	4	6	8	0	0%	-4	-50%
RAPE	9	9	13	3	-4	-31%	6	200%
ROBBERY	231	55	206	37	25	12%	18	49%
AGG. ASSAULT	285	151	272	155	13	5%	-4	-3%
BURGLARY - RESIDENCE	411		478		-67	-14%		
BURGLARY - NON-RESIDENCE	85	46	55	50	30	55%	-4	-8%
LARCENY - \$200 AND OVER	512		451		61	14%		
LARCENY - \$50 TO \$199	104	261	119	283	-15	-13%	-22	-8%
LARCENY - UNDER \$50	1,014		865		149	17%		
AUTO THEFT	333	27	433	31	-100	-23%	-4	-13%
TOTAL	2,990		2,898		92	3%		
AUTOS RECOVERED	179		181		-2	-1%		

-1-

	<u>2013 JANUARY - SEPTEMBER</u>		<u>2012 JANUARY - SEPTEMBER</u>		<u>COMPARATIVE ACTUAL</u>	<u>% CHANGE ACTUAL</u>	<u>COMPARATIVE CLEARED</u>	<u>% CHANGE CLEARED</u>
	<u>ACTUAL</u>	<u>CLEARED</u>	<u>ACTUAL</u>	<u>CLEARED</u>				
MURDER	59	46	59	53	0	0%	-7	-13%
RAPE	79	55	84	64	-5	-6%	-9	-14%
ROBBERY	1,778	377	1,675	437	103	6%	-60	-14%
AGG. ASSAULT	2,305	1,418	2,801	1,789	-496	-18%	-371	-21%
BURGLARY - RESIDENCE	3,823		3,960		-137	-3%		
BURGLARY - NON-RESIDENCE	697	378	614	476	83	14%	-98	-21%
LARCENY - \$200 AND OVER	3,981		4,285		-304	-7%		
LARCENY - \$50 TO \$199	834	2,281	992	2,552	-158	-16%	-271	-11%
LARCENY - UNDER \$50	8,202		7,771		431	6%		
AUTO THEFT	3,424	249	3,685	308	-261	-7%	-59	-19%
TOTAL	25,182		25,926		-744	-3%		
AUTOS RECOVERED	1,505		713		792	111%		

RETURN A - MONTHLY RETURN OF OFFENSES KNOWN TO THE POLICE

This report is authorized by law Title 28, Section 534, U. S. Code. While you are not required to respond, your cooperation in forwarding this report by the 7th day after the close of the month to Uniform Crime Reports, Federal Bureau of Investigation, Washington, D.C. 20535, will assist in compiling comprehensive, accurate national crime figures on a timely basis.

1	2	3	4	5	6
CLASSIFICATION OF OFFENSES	OFFENSES REPORTED OR KNOWN TO POLICE (INCLUDE "UNFOUNDED" AND ATTEMPTS)	UNFOUNDED, I.E., FALSE OR BASELESS COMPLAINTS	NUMBER OF ACTUAL OFFENSES (COLUMN 2 MINUS COLUMN 3) INCLUDE ATTEMPTS	TOTAL OFFENSES CLEARED BY ARREST OR EXCEPTIONAL MEANS (INCLUDES COL. 6)	NUMBER OF CLEARANCES INVOLVING ONLY PERSONS UNDER 18 YEARS OF AGE
1. CRIMINAL HOMICIDE					
a. MURDER AND NONNEGLIGENT HOMICIDE	7	1	6	4	0
b. MANSLAUGHTER BY NEGLIGENCE					
2. FORCIBLE RAPE TOTAL	12	3	9	9	0
a. Rape by Force	11	3	8	7	0
b. Attempts to commit Forcible Rape	1	0	1	2	0
3. ROBBERY TOTAL	235	4	231	55	6
a. Firearm	144	1	143	21	3
b. Knife or Cutting Instrument	7	0	7	3	0
c. Other Dangerous Weapon	14	0	14	7	1
d. Strong-Arm (Hands, Fists, Feet, etc.)	70	3	67	24	2
4. ASSAULT TOTAL	919	18	901	534	18
a. Firearm	104	2	102	45	0
b. Knife or cutting instrument	45	0	45	27	0
c. Other Dangerous Weapon	111	4	107	66	1
d. Strong-Arm	32	1	31	13	1
e. Other Assaults - Simple, Not Aggravated	627	11	616	383	16
5. BURGLARY TOTAL	504	8	496	46	3
a. Forcible Entry	396	2	394	31	1
b. Unlawful Entry - No Force	92	5	87	11	1
c. Attempted Forcible Entry	16	1	15	4	1
6. LARCENY THEFT TOTAL (except Motor Vehicle Theft)	1,657	27	1,630	261	12
7. MOTOR VEHICLE THEFT TOTAL	381	48	333	27	1
a. Autos	331	45	286	23	1
b. Trucks and Buses	35	3	32	3	0
c. Other Vehicles	15	0	15	1	0
GRAND TOTAL	3,715	109	3,606	936	40

CHECKING ANY OF THE APPROPRIATE BLOCKS BELOW WILL ELIMINATE YOUR NEED TO SUBMIT REPORTS WHEN THE VALUES ARE ZERO. THIS WILL ALSO AID THE NATIONAL PROGRAM IN ITS QUALITY CONTROL EFFORTS.

NO SUPPLEMENTARY HOMICIDE REPORT SUBMITTED SINCE NO MURDERS, JUSTIFIABLE HOMICIDES, OR MANSLAUGHTER BY NEGLIGENCE OCCURRED IN THIS JURISDICTION DURING THE MONTH.

NO SUPPLEMENT TO RETURN A REPORT SINCE NO CRIME OFFENSES OR RECOVERY OF PROPERTY REPORTED DURING THE MONTH.

NO LAW ENFORCEMENT OFFICERS KILLED OR ASSAULTED REPORT SINCE NONE OF THE OFFICERS WERE ASSAULTED OR KILLED DURING THE MONTH.

NO AGE, SEX, AND RACE OF PERSONS ARRESTED UNDER 18 YEARS OF AGE REPORT SINCE NO ARRESTS OF PERSONS WITHIN THIS AGE GROUP.

NO AGE, SEX, AND RACE OF PERSONS ARRESTED 18 YEARS OF AGE AND OVER REPORT SINCE NO ARRESTS OF PERSONS WITHIN THIS AGE GROUP.

NO MONTHLY RETURN OF ARSON OFFENSES KNOWN TO LAW ENFORCEMENT REPORT SINCE NO ARSONS OCCURRED.

DO NOT USE THIS SPACE

INITIALS

RECORDED

EDITED

ENTERED

ADJUSTED

CHECKED

* TOTALS INCLUDE PREVIOUS OFFENSES

SEPTEMBER 2013

Month and Year of Report

GAAPD 0000

Agency Identifier

OCTOBER 14, 2013

Date

ATLANTA POLICE DEPARTMENT - GEORGIA

Agency and State

Nail J. K... LIEUTENANT

Prepared By

Title

Chief G. T... CHIEF

Chief, Commissioner, Sheriff, or Superintendent

PROPERTY STOLEN BY CLASSIFICATION

CLASSIFICATION	DATA ENTRY	Number of Actual Offenses (Column 4 Return A)	Monetary Value of Property Stolen
1. MURDER AND NONNEGLIGENT MANSLAUGHTER	12	6	\$ 500.00
2. FORCIBLE RAPE	20	9	\$ 263.00
3. ROBBERY			
(a) HIGHWAY (streets, alleys, etc.)	31	169	72,097.00
(b) COMMERCIAL HOUSE (except c, d, and f)	32	26	18,821.00
(c) GAS OR SERVICE STATION	33	1	20,486.00
(d) CONVENIENCE STORE	34	2	1,370.00
(e) RESIDENCE (anywhere on premises)	35	20	44,004.00
(f) BANK	36	0	0.00
(g) MISCELLANEOUS	37	13	53,564.00
TOTAL ROBBERY	30	231	\$ 210,342.00
5. BURGLARY - BREAKING OR ENTERING			
(a) RESIDENCE (dwelling)			
(1) NIGHT (6 p.m. - 6 a.m.)	51	136	240,769.00
(2) DAY (6 a.m. - 6 p.m.)	52	275	438,965.00
(3) UNKNOWN	53	0	0.00
(b) NON-RESIDENCE (store, office, etc.)			
(1) NIGHT (6 p.m. - 6 a.m.)	54	54	590,392.00
(2) DAY (6 a.m. - 6 p.m.)	55	31	63,709.00
(3) UNKNOWN	56	0	0.00
TOTAL BURGLARY	50	496	\$ 1,333,835.00
6. LARCENY - THEFT (Except Motor Vehicle Theft)			
(a) \$200 AND OVER	61	512	990,948.00
(b) \$50 TO \$200	62	104	11,648.00
(c) UNDER \$50	63	1,014	3,130.00
TOTAL LARCENY (Same as Item 6X)	60	1,630	\$ 1,005,726.00
7. MOTOR VEHICLE THEFT (Include Alleged Joy Ride)	70	333	\$ 196,684.00
GRAND TOTAL - ALL ITEMS	77		\$ 2,747,350.00
ADDITIONAL ANALYSIS OF LARCENY AND MOTOR VEHICLE THEFT			
6X. NATURE OF LARCENIES UNDER ITEM 6			
(a) POCKET-PICKING	81	14	2,279.00
(b) PURSE-SNATCHING	82	67	13,761.00
(c) SHOPLIFTING	83	225	33,894.00
(d) FROM MOTOR VEHICLES (except e)	84	787	665,548.00
(e) MOTOR VEHICLE PARTS AND ACCESSORIES	85	133	60,237.00
(f) BICYCLES	86	22	9,639.00
(g) FROM BUILDING (except c and h)	87	133	100,457.00
(h) FROM ANY COIN-OPERATED MACHINES (parking meters, etc.)	88	2	1,446.00
(i) ALL OTHER	89	247	118,465.00
TOTAL LARCENIES (Same as item 6)	80	1,630	\$ 1,005,726.00
7X. MOTOR VEHICLES RECOVERED			
(a) STOLEN LOCALLY AND RECOVERED LOCALLY	91	120	
(b) STOLEN LOCALLY AND RECOVERED BY OTHER JURISDICTIONS	92	59	
(c) TOTAL LOCALLY STOLEN MOTOR VEHICLES RECOVERED (a & b)	93	179	
(d) STOLEN IN OTHER JURISDICTIONS AND RECOVERED LOCALLY	90	N/A	

SUPPLEMENT TO RETURN A
MONTHLY RETURN OF OFFENSES KNOWN TO THE POLICE

1-706 (Rev. 8-30-94)
Form Approved
OMB No. 1110-0007

This report is authorized by law, Title 28, Section 534, U. S. Code. While you are not required to respond, your cooperation in submitting this report with the Return A will assist the FBI in compiling comprehensive, accurate figures on a timely basis.

This form deals with the nature of crime and the monetary value of property stolen and recovered. The total offenses recorded on the form should be the same as the number of actual offenses listed in Column 4 of the Return A for each crime class. Include attempted crimes on this form, but do not include unfounded offenses. If you cannot complete the report in all areas, please record as much information as is available. Tally sheets will be sent upon request.

PROPERTY BY TYPE AND VALUE

Type of Property (1)	Data Entry	Monetary Value of Property Stolen in Your Jurisdiction	
		Stolen (2)	Recovered (3)
(A) Currency, Notes, Etc.	01	\$ 469,802.00	\$ 0.00
(B) Jewelry and Precious Metals	02	891,056.00	0.00
(C) Clothing and Furs	03	113,715.00	0.00
(D) Locally Stolen Motor Vehicles	04	196,684.00	53,590.00
(E) Office Equipment	05	30,218.00	0.00
(F) Televisions, Radios, Stereos, Etc.	06	591,640.00	1.00
(G) Firearms	07	26,308.00	0.00
(H) Household Goods	08	32,976.00	0.00
(I) Consumable Goods	09	3,606.00	1.00
(J) Livestock	10	0.00	0.00
(K) Miscellaneous	11	391,345.00	4.00
TOTAL	00	\$ 2,747,350.00	\$ 53,596.00

The total of this column should agree with the Grand Total (DATA ENTRY 77) shown on page 2.

Include in this column all property recovered even though stolen in prior months. The above is an accounting for only that property stolen in your jurisdiction. This will include property recovered for you by other jurisdictions, but not property you recover for them.

OCTOBER 14, 2013
DATE

Nail J. King LIEUTENANT
PREPARED BY TITLE

Sam Turner CHIEF
CHIEF, COMMISSIONER, SHERIFF OR SUPERINTENDENT

SEPTEMBER 2013 Month and Year of Report

GAAPD 0000 Agency Identifier

ATLANTA POLICE DEPARTMENT - GEORGIA
Agency and State

LAW ENFORCEMENT OFFICERS KILLED OR ASSAULTED

It is requested this report be completed and transmitted with monthly crime reports to: Director, Federal Bureau of Investigation, Uniform Crime Reports, Washington, D. C. 20535. This form should be used to report the number of your officers who were assaulted or killed in the line of duty during the month. Additional information concerning officers killed will be requested by a separate questionnaire.

OFFICERS KILLED	
Number of your law enforcement officers killed in the line of duty this month.	By felonious act <u> 0 </u>
	By accident or negligence <u> 0 </u>

Officers Assaulted (Do not include officers killed) - See other side for instructions.

Type of Activity	Total Assaults by Weapon	Type of Weapon					Type of Assignment						Police Assaults Cleared
		Firearm	Knife or Other Cutting Instrument	Other Dangerous Weapon	Hands, Fists, Feet, etc.	Two-Officer Vehicle	One-Officer Vehicle		Detective or Special Assign.		Other		
							Alone	As-sisted	Alone	As-sisted	Alone	As-sisted	
A	B	C	D	E	F	G	H	I	J	K	L	M	
1. Responding to "Disturbance" calls (family quarrels, man with gun, etc.)	0												
2. Burglaries in progress or pursuing burglary suspects	0												
3. Robberies in progress or pursuing robbery suspects	0												
4. Attempting other arrests	2				2							2	2
5. Civil disorder (riot, mass disobedience)	0												
6. Handling, transporting, custody of prisoners	12			2	10		1	10			1		12
7. Investigating suspicious persons or circumstances	2		1		1			2					2
8. Ambush - no warning	0												
9. Mentally deranged	0												
10. Traffic pursuits and stops	0												
11. All Other	2	1			1		1			1			2
12. TOTAL (1-11)	18	1	1	2	14	0	2	12	0	1	1	2	18
13. Number with personal injury	0												
14. Number without personal injury	18	1	1	2	14								
15. Time of assaults	AM	1	2										
	PM	1	3	11									

DO NOT WRITE HERE	
Recorded	Initials
Edited	
Punched	
Verified	
Adjusted	
DOJ/FBI	

12:01 2:00 4:00 6:00 8:00 10:00 12:00

SEPTMBER 2013
Month and Year
ATLANTA POLICE DEPARTMENT
Agency

GAAPD 0000
Agency Identifier
GEORGIA
State

Nail J. King
Prepared By
GM Turner
Chief, Sheriff, Commissioner, Superintendent

LIEUTENANT
Title
CHIEF

MONTHLY RETURN OF ARSON OFFENSES KNOWN TO LAW ENFORCEMENT

DO-73 (2-11-82)
Form Approved
OMB No. 1110-00

This report is authorized by law Title 28, Section 534, United States Code, and the enactment of the fiscal year 1979, Department of Justice Authorization Bill S. 3151. While you are not required to respond, your cooperation in using this form to report all incidents of arson which become known to your department during the month will assist the FBI in compiling comprehensive, accurate data on a timely basis. Instructions appear on reverse side.

1		2	3	4	5	6	7	8
PROPERTY CLASSIFICATION		Offenses Reported or Known to Police (Include Unfounded and Attempts)	Unfounded, i.e. False or Baseless Complaints	Number of Actual Offenses (Column 2 Minus Column 3 (Include Attempts))	Total Offenses Cleared by Arrest or Exceptional Means (Include Column 6)	Number of Clearances Involving Only Persons Under 18 Years of Age	Offenses Where Structures Uninhabited Abandoned, or not Normally in Use	Estimated Value Property Damag
STRUCTURAL	A. Single Occupancy Residential: Houses, Townhouses, Duplexes, etc.	13	12	1			1	\$ 2,500.
	B. Other Residential: Apartments, Tenements, Flats, Hotels, Motels, Inns, Dormitories, Boarding Houses, etc.	3	3					\$
	C. Storage: Barns, Garages, Warehouses, etc.							\$
	D. Industrial/Manufacturing							\$
	E. Other Commercial: Stores, Restaurants, Offices, etc.	4	1	3				\$ 21,000.
	F. Community/Public: Churches, Jails, Schools, Colleges, Hospitals, etc.							\$
	G. All Other Structure: Out Buildings, Monuments, Buildings Under Construction, etc.	1	1					\$
	TOTAL STRUCTURE	21	17	4			1	\$ 23,500.
MOBILE	H. Motor Vehicles: Automobiles, Trucks, Buses, Motorcycles, etc.: UCR Definition	5	3	2				\$ 24,000.
	I. Other Mobile Property: Trailers, Recreational Vehicles, Airplanes, Boats, etc.							\$
	TOTAL MOBILE	5	3	2				\$ 24,000.
J. TOTAL OTHER Crops, Timber, Fences, Signs, etc.								\$
GRAND TOTAL		26	20	6			1	\$ 47,500.

Agency Identifier GAAPD 0000 Month SEPTEMBER 2013
 Agency ATLANTA POLICE DEPARTMENT State GEORGIA
 Prepared by Nail J. K... G. T... LIEUTENANT CHIEF
 Chief, Commissioner, Sheriff, or Superintendent

DO NOT WRITE HERE	
Recorded	
Edited	
Entered	
Adjusted	
Corres.	

SSD/10-14-13

AGENCY IDENTIFIER GAAPD 0000 REPORTING PERIOD SEPTEMBER 20 13

AGENCY NAME ATLANTA POLICE DEPARTMENT

POLICE DISPOSITION OF JUVENILES

-Not to include neglect or traffic cases-

1. Handled within Department and released.
(Warning, released to parents, etc.)

2. Referred to juvenile court or probation department.

3. Referred to welfare agency.

4. Referred to other police agency.

5. Referred to criminal or adult court.

TOTAL

101

101

OCTOBER 14, 2013
DATE

Nail J K... LIEUTENANT
PREPARED BY TITLE

G... CHIEF
APPROVED BY TITLE

GCIC USE ONLY

Recorded	_____
Reviewed	_____
Punched	_____
Verified	_____

RETURN TO:
Georgia Crime Information Center/Uniform Crime Reporting
P. O. Box 1456
Atlanta, Georgia 30301

Return on or before the 7th of the following month.

GCIC/UCR-012 (9/74)

PAGE 1 OF 1
 SUPPLEMENTARY HOMICIDE REPORT

1-704 (Rev. 4-24-95)
 Form Approved
 OMB No. 1110-0002

This report is authorized by law Title 28, Section 534, United States Code. While you are not required to respond, your cooperation in using this form to list data pertaining to all homicides reported on your Return A will assist the FBI in compiling comprehensive, accurate data regarding this important classification on a timely basis.

1a. Murder and Nonnegligent Manslaughter

List below specific information for all offenses shown in item 1a of the monthly Return A. In addition, list all justifiable killings of felons by a citizen or by a peace officer in the line of duty. A brief explanation in the circumstances column regarding unfounded homicide offenses will aid the national Uniform Crime Reporting Program in editing the reports.

Incident	Situation*	Victim **				Offender**				Data Code			Weapon Used (Handgun, Rifle, Shotgun, Club, Poison, etc.)	Relationship of Victim to Offender (Husband, Wife, Son, Father, Acquaintance, Neighbor, Stranger, etc.)	Circumstances (Victim shot by robber, robbery victim shot robber, killed by patron during barroom brawl, etc.)
		Age	Sex	Race	Ethnicity	Age	Sex	Race	Ethnicity	Do Not Write In These Spaces					
	B	47	M	B	N								STRANGULATION	UNKNOWN	OTHER
	A	30	M	W	N	30	F	W	N				HANDGUN - 40 CAL.	OTHER - KNOWN TO VICTIM	OTHER ARGUMENTS
	B	28	M	B	N								UNKNOWN OR OTHER	UNKNOWN	OTHER
	A	65	F	W	N	60	M	W	N				HANDGUN - 38 S&W	WIFE	OTHER - DOMESTIC
	B	20	M	B	N								HANDGUN	UNKNOWN	OTHER
	B	37	M	B	N								HANDGUN	UNKNOWN	OTHER
	A	46	M	B	N	35	F	B	N				STRANGULATION	OTHER - KNOWN TO VICTIM	FELON KILLED BY PRIVATE CITIZEN *

-7-

** - See reverse side for explanation

SEPTEMBER 2013
 Month and Year
 ATLANTA POLICE DEPARTMENT
 Agency

GAAPD 0000
 Agency Identifier
 GEORGIA
 State

Nail J. Klay
 Prepared By
 LIEUTENANT
 Title
GM Turner
 CHIEF
 Chief, Sheriff, Commissioner, Superintendent

DO NOT WRITE HERE	
Recorded	
Edited	
Punched	
Verified	
Adjusted	

SSD/10-14-13

ATLANTA POLICE DEPARTMENT
 AGE, SEX, AND RACE OF PERSONS ARRESTED
 17 YEARS OF AGE AND OVER

MONTH SEPTEMBER

YEAR 2013

CLASSIFICATION OF OFFENSES	SEX	AGE OF PERSON ARRESTED																TOTAL	RACE				ETHNIC	
		17	18	19	20	21	22	23	24 29	30 34	35 39	40 44	45 49	50 54	55 59	60 64	65 UP		White	Black	Native Amer.	Asian/Pacific	Whi. Hispanic	Blck Hispanic
Murder/Nonnegligent Manslaughter	01a M							1			1							2						
	F										1							1	1	2				
Manslaughter by Negligence	01b M																	0						
	F																	0						
Forcible Rape	02 M							1			2	3	1					7						
	F		1															1		8				
Robbery	03 M	2	4	3		2	4	2	5	4	3	1	2	2	3			37						
	F	1	1			4	2		2				1		1			12	1	48				
Aggravated Assault	04 M	2	2	2	2		4		15	13	4	2	5	3	5	5	2	66						
	F	1	1	2	2	4	3	1	7	4	1	6	3	3	2	1	1	42	6	100		2		
Burglary- Breaking or Entering	05 M	3	1	1	2	2		1	5	3	8	1	6	1	3	1	1	39						
	F			1			2	1		1				1				6	4	41				
Larceny - Theft (except Motor Vehicle Theft)	06 M	10	3		6	5	3	5	24	20	13	25	28	13	11	8	1	175						
	F	1	3	5	4	1	7	1	18	11	5	2	5	4	1	1	1	70	36	208		1		
Motor Vehicle Theft	07 M	1	2	3		4	1		3	1	1	2	4	4				26						
	F									1								1	4	23				
Other Assaults	08 M	4	1	2	3	5	8	9	30	30	20	12	23	17	8			172						
	F	1	1	3	3	6	1	2	17	9	4	6	3	4	3			63	32	202	1			
Arson	09 M																	0						
	F								1									1		1				
Forgery and Counterfeiting	10 M				1	1				1	1			2				6						
	F				1			1						1				3	3	6				
Fraud	11 M				1		2	3	4	5	3	2	3	2	3		1	29						
	F		1			2	1		3		1	1						9	4	31		3		
Embezzlement	12 M											1						1						
	F																	0		1				
Stolen Property; Buying, Receiving, Possessing	13 M		1		2	2	2	2	5	1		1	4	1		1		22						
	F								2	2								4	4	22				
Vandalism	14 M	1		1	3				3	5	4	3	1	3				24						
	F			2				2	3	3	1			1	1			13	5	31		1		
Weapons	15 M		2		2	1	2	1	6	3	1	3	2	2			1	26						
	F					1		1	1	1								4	1	29				

- 8 -

ATLANTA POLICE DEPARTMENT
 AGE, SEX, AND RACE OF PERSONS ARRESTED
 17 YEARS OF AGE AND OVER

MONTH SEPTEMBER

YEAR 2013

CLASSIFICATION OF OFFENSES	SEX	AGE OF PERSON ARRESTED																TOTAL	RACE				ETHNIC	
		17	18	19	20	21	22	23	24 29	30 34	35 39	40 44	45 49	50 54	55 59	60 64	65 UP		White	Black	Native Amer.	Asian/Pacific	Whi. Hispanic	Blck Hispanic
Prostitution and Commercialized Vice	M		1			1	1		3	1	3	2	2	1		1	1	17						
	F				1			2	2	3	4	2	2	1				17	3	31				
Sex Offenses (except Rape and Prostitution)	M	1				1		5	7	3	11	8	10	9	10	6	3	74						
	F						3		1	1	2		2	3				12	13	72	1			
Drug Abuse Violations Grand Total	M	6	5	9	12	13	12	17	67	50	38	19	18	25	10	5	4	310						
	F	0	1	1	3	3	5	6	12	7	2	3	5	2	1	0	0	51	36	322	0	2	1	0
(1) Sale/Manufacturing Subtotal	M	0	0	2	2	1	0	0	5	5	9	3	3	2	2	1	2	37						
	F	0	1	0	0	1	1	0	1	3	1	1	0	0	0	0	0	9	3	43	0	0	0	0
Opium or Cocaine and their derivatives	M			1					1		4	3	2	1			12							
	F					1						1					2		14					
Marijuana	M			1					2	1	1				2	1	8							
	F		1							1							2	1	9					
Synthetic Narcotics	M																0							
	F																0							
Other Dangerous Non-Narcotic Drugs	M				2	1			2	4	4		1	1		1	17							
	F						1		1	2	1						5	2	20					
(2) Possession Subtotal	M	6	5	7	10	12	12	17	62	45	29	16	15	23	8	4	2	273						
	F	0	0	1	3	2	4	6	11	4	1	2	5	2	1	0	0	42	33	279	0	2	1	0
Opium or Cocaine and their derivatives	M	1	1	2			2	3	11	8	13	1	3	9	6	3	1	64						
	F					1		1	4	2		2	3	1	1		15	17	60		1	1		
Marijuana	M	5	4	5	9	12	10	14	49	35	16	15	12	14	2	1	1	204						
	F			1	3	1	4	5	7	2	1		2	1			27	15	215		1			
Synthetic Narcotics	M								1								1							
	F																0		1					
Other Dangerous Non-Narcotic Drugs	M				1				1	2							4							
	F																0	1	3					
Gambling Total	M	0	0	0	0	0	0	0	0	0	1	1	0	0	0	0	0	2						
	F	0	0	0	0	0	1	0	0	0	0	0	0	0	0	0	0	1	0	3	0	0	0	0
Bookmaking	M																0							
	F																0							
Numbers and Lottery	M																0							
	F																0							

- 82 -

ATLANTA POLICE DEPARTMENT
 AGE, SEX, AND RACE OF PERSONS ARRESTED
 17 YEARS OF AGE AND OVER

MONTH SEPTEMBER

YEAR 2013

CLASSIFICATION OF OFFENSES	SEX	AGE OF PERSON ARRESTED															TOTAL	RACE				ETHNIC					
		17	18	19	20	21	22	23	24 29	30 34	35 39	40 44	45 49	50 54	55 59	60 64		65 UP	White	Black	Native Amer.	Asian/Pacific	Whi. Hispanic	Blck Hispanic			
All Other Gambling	M										1	1						2									
	F						1											1		3							
Offenses Against Family And Children	M							2										2									
	F			2				1			1							4		6							
Driving Under the Influence	M				1	3	1	2	19	11	12	1	3	7	3	1	3	67									
	F					2	1	2	11	2	4	1	1	1			2	27	42	52							
Liquor Laws	M	3	1	6	4		2	1	12	11	7	23	39	46	32	12	9	208									
	F			4	1				1	2	6	4	8	10		2		38	35	210		1					
Drunkenness	M				2	1	1		8	7	3	4	4	5	6	1	6	48									
	F						1		2	1	2	1			1		1	9	16	40					1		
Disorderly Conduct	M	1	1	4	4	1	3	2	31	21	22	17	22	25	13	13	3	183									
	F	1		1	1	1	1	1	8	9	5	2	7	7	2	1	1	48	31	199		1					
Vagrancy	M		1					1	2	3	2	3	3	11	4	6		36									
	F												3	2				5	12	29							
All Other Offenses (except Traffic)	M		8	7	12	8	10	12	53	42	35	27	38	33	24	12	8	329									
	F		2	2	4	2	1	2	8	4	4	2	5	8	3	3	1	51	50	327		3					
Suspicion	M																	0									
	F																	0									
TOTAL			39	44	61	77	76	85	87	404	297	236	192	263	260	150	80	50	2401	339	2044	2	14	2		0	

-88-

SEPTEMBER 2013

Month and Year of Report

GAAPD 0000

Agency Identifier

OCTOBER 15, 2013

Date

Nail J. Klay

Prepared By

LIEUTENANT

Title

GM Turner

Chief, Commissioner, Sheriff, or Superintendent

CHIEF

ATLANTA POLICE DEPARTMENT - GEORGIA

Agency and State

ATLANTA POLICE DEPARTMENT
 AGE, SEX, AND RACE OF PERSONS ARRESTED
 16 YEARS OF AGE AND UNDER

MONTH SEPTEMBER

YEAR 2013

CLASSIFICATION OF OFFENSES	SEX	AGE						RACE				ETHNIC	
		09	1012	1314	15	16	TOTAL	White	Black	Native Amer.	Asian/Pacific	Whi. Hispanic	Blck Hispanic
Murder/Nonnegligent Manslaughter	01a M						0						
	F						0						
Manslaughter by Negligence	01b M						0						
	F						0						
Forcible Rape	02 M						0						
	F						0						
Robbery	03 M			2	3	1	6						
	F			2	1		3		9				
Aggravated Assault	04 M			2	1		3						
	F			1			1	1	3				
Burglary- Breaking or Entering	05 M			4	1	2	7						
	F						0		7				
Larceny - Theft (except Motor Vehicle Theft)	06 M		2	4	3	5	14						
	F			3	3	2	8	1	21				
Motor Vehicle Theft	07 M				1	2	3						
	F				1		1		4				
Other Assaults	08 M		3	4	1		8						
	F		4	2	2	1	9	1	16				
Arson	09 M						0						
	F						0						
Forgery and Counterfeiting	10 M						0						
	F						0						
Fraud	11 M						0						
	F						0						
Embezzlement	12 M						0						
	F						0						
Stolen Property; Buying, Receiving, Possessing	13 M			1			1						
	F						0		1				
Vandalism	14 M		2				2						
	F					1	1		3				
Weapons	15 M		1	1		2	4						
	F						0		4				
Prostitution and Commercialized Vice	16 M						0						
	F						0						

-08-

ATLANTA POLICE DEPARTMENT
 AGE, SEX, AND RACE OF PERSONS ARRESTED
 16 YEARS OF AGE AND UNDER

MONTH SEPTEMBER
 YEAR 2013

CLASSIFICATION OF OFFENSES	SEX	AGE						RACE				ETHNIC		
		09	1012	1314	15	16	TOTAL	White	Black	Native Amer.	Asian/Pacific	Whi. Hispanic	Blck Hispanic	
Sex Offenses (except Rape and Prostitution)	17 M				1		1							
	F						0		1					
Drug Abuse Violations	18 M	0	0	1	1	1	3							
	F	0	0	0	1	1	2	1	4	0	0	0	0	0
(1) Sale/Manufacturing Subtotal	180 M	0	0	0	0	0	0							
	F	0	0	0	0	0	0	0	0	0	0	0	0	0
Opium or Cocaine and their Derivatives	a M						0							
	F						0							
Marijuana	b M						0							
	F						0							
Synthetic Narcotics	c M						0							
	F						0							
Other Dangerous Non-Narcotic Drugs	d M						0							
	F						0							
(2) Possession Subtotal	185 M	0	0	1	1	1	3							
	F	0	0	0	1	1	2	1	4	0	0	0	0	0
Opium or Cocaine and their Derivatives	e M						0							
	F						0							
Marijuana	f M			1	1	1	3							
	F				1	1	2	1	4					
Synthetic Narcotics	g M						0							
	F						0							
Other Dangerous Non-Narcotic Drugs	h M						0							
	F						0							
Gambling Total	19 M	0	0	0	0	0	0							
	F	0	0	0	0	0	0	0	0	0	0	0	0	0
Bookmaking	a M						0							
	F						0							
Numbers and Lottery	b M						0							
	F						0							
All Other Gambling	c M						0							
	F						0							
Offenses Against Family and Children	20 M						0							
	F						0							

- 28 -

ATLANTA POLICE DEPARTMENT
 AGE, SEX, AND RACE OF PERSONS ARRESTED
 16 YEARS OF AGE AND UNDER

MONTH SEPTEMBER

YEAR 2013

CLASSIFICATION OF OFFENSES	SEX	AGE						RACE				ETHNIC		
		0	10	13	15	16	TOTAL	White	Black	Native Amer.	Asian/Pacific	Whi. Hispanic	Blck Hispanic	
		9	12	14										
Driving Under the Influence	21	M						0						
	F							0						
Liquor Laws	22	M						0						
	F							0						
Drunkenness	23	M						0						
	F							0						
Disorderly Conduct	24	M				1	1	2						
	F			3	2	1	6		8					
Vagrancy	25	M						0						
	F							0						
All Other Offenses (except Traffic)	26	M				1		1						
	F		1	1	1		3		4					
Suspicion	27	M						0						
	F							0						
Curfew and Loitering	28	M		1	3	3	2	9						
	F		1			2		3		12				
Run-Aways	29	M						0						
	F							0						
Total			0	15	34	30	22	101	4	97	0	0	0	0

-8e-

SEPTEMBER 2013

Month and Year of Report

GAAPD 0000

Agency Identifier

OCTOBER 15, 2013

Date

ATLANTA POLICE DEPARTMENT - GEORGIA

Agency and State

Nail J. K... LIEUTENANT
 Prepared By

Grt... CHIEF
 Chief, Commissioner, Sheriff, or Superintendent

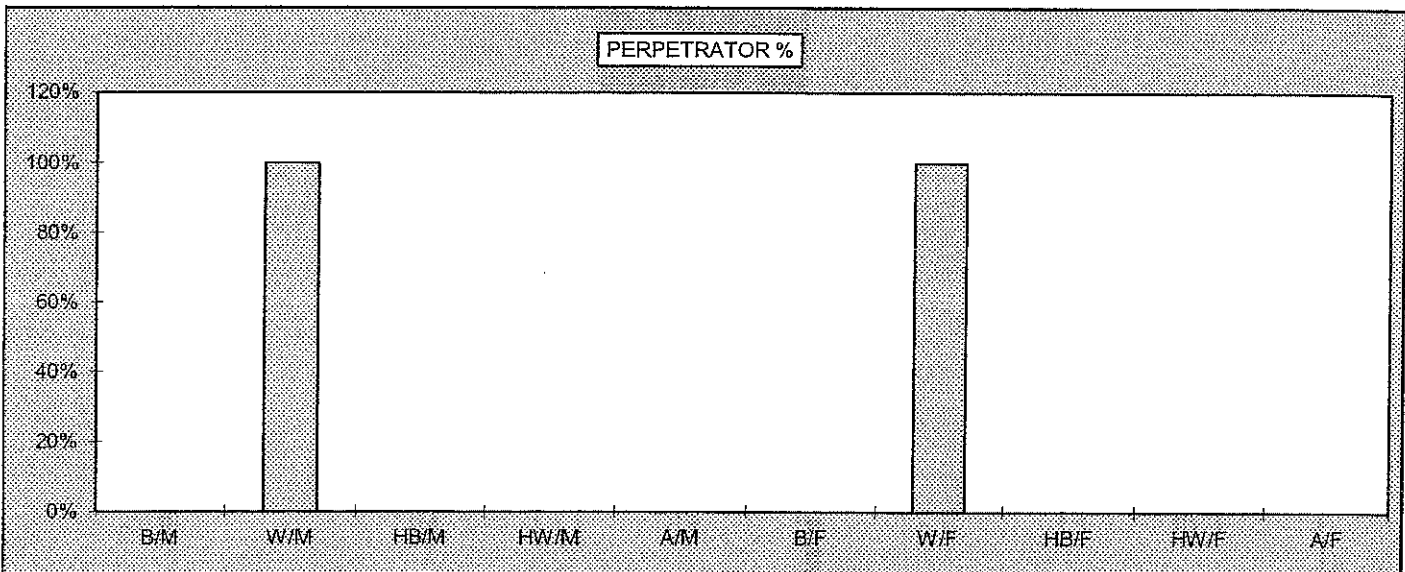
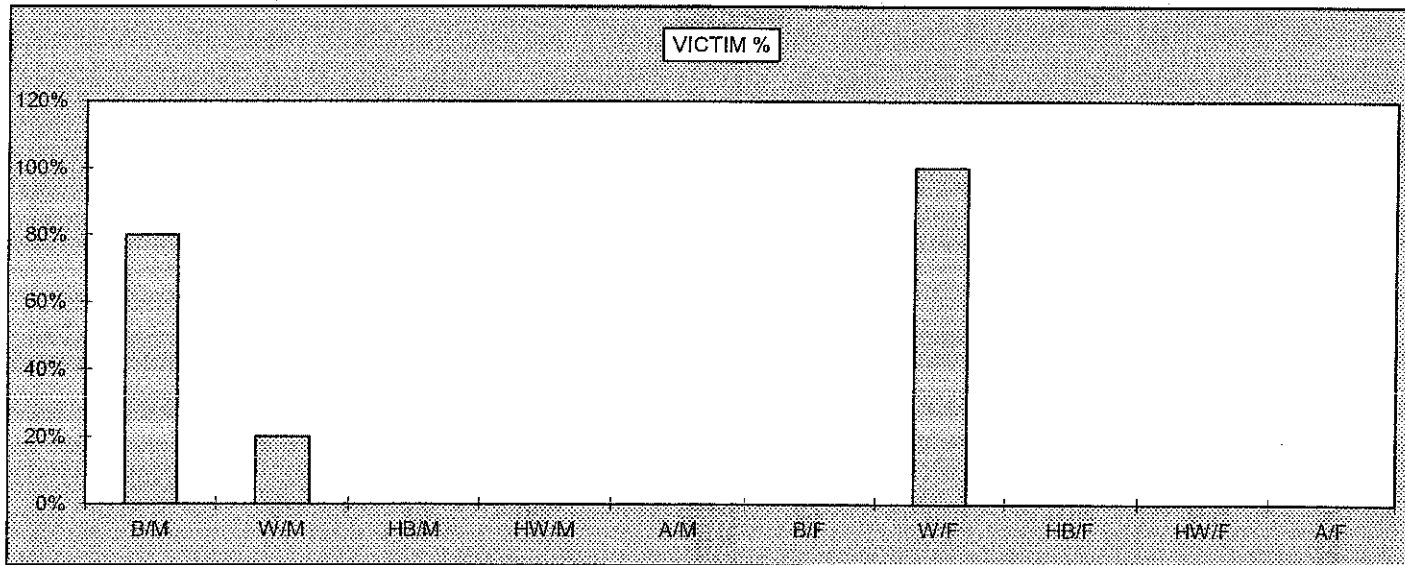
SEPTEMBER HOMICIDE COMPARISON
BY RACE, SEX, AND ETHNIC ORIGIN

	VICTIM	PERPETRATOR
B/M	4	0
W/M	1	1
HB/M	0	0
HW/M	0	0
A/M	0	0
TOTAL MALES	5	1
B/F	0	0
W/F	1	1
HB/F	0	0
HW/F	0	0
A/F	0	0
TOTAL FEMALES	1	1
TOTAL	6	2

	VICTIM %	PERPETRATOR %
B/M	80%	0%
W/M	20%	100%
HB/M	0%	0%
HW/M	0%	0%
A/M	0%	0%

B/F	0%	0%
W/F	100%	100%
HB/F	0%	0%
HW/F	0%	0%
A/F	0%	0%

PERPETRATOR UNKNOWN FOR 4 HOMICIDES

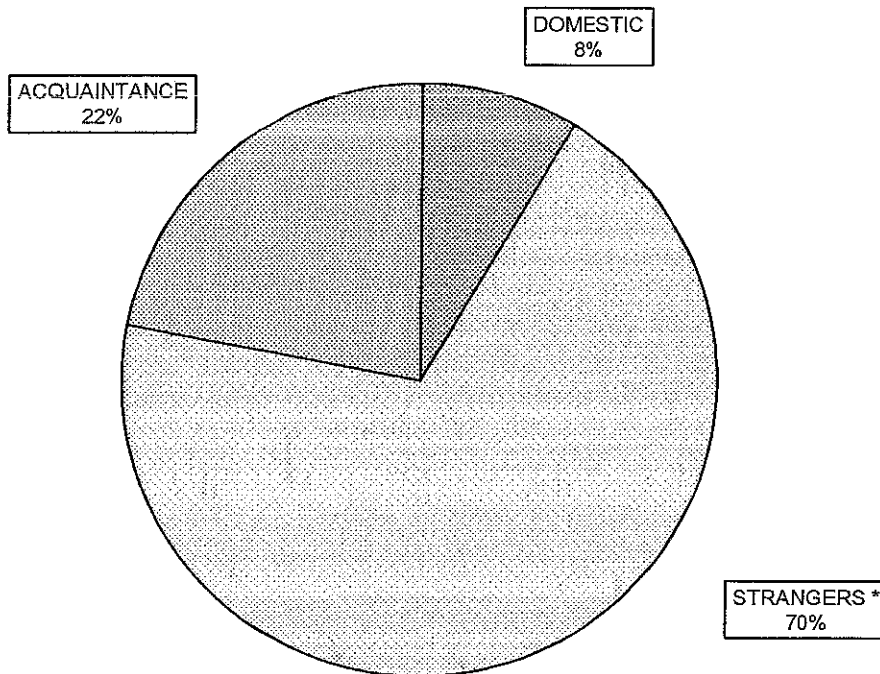


**2013
HOMICIDE BREAKDOWN
YEAR TO DATE**

SEPTEMBER

MONTH	ACTUAL	DOMESTIC	%	STRANGERS *	%	ACQUAINTANCE	%
JANUARY	7	0	0%	5	71%	2	29%
FEBRUARY	7	2	29%	5	71%	0	0%
MARCH	3	0	0%	3	100%	0	0%
APRIL	6	0	0%	4	67%	2	33%
MAY	5	0	0%	5	100%	0	0%
JUNE	8	1	12%	5	63%	2	25%
JULY	8	0	0%	5	63%	3	37%
AUGUST	9	1	11%	5	56%	3	33%
SEPTEMBER	6	1	17%	4	66%	1	17%
OCTOBER							
NOVEMBER							
DECEMBER							
TOTAL	59	5	8%	41	70%	13	22%

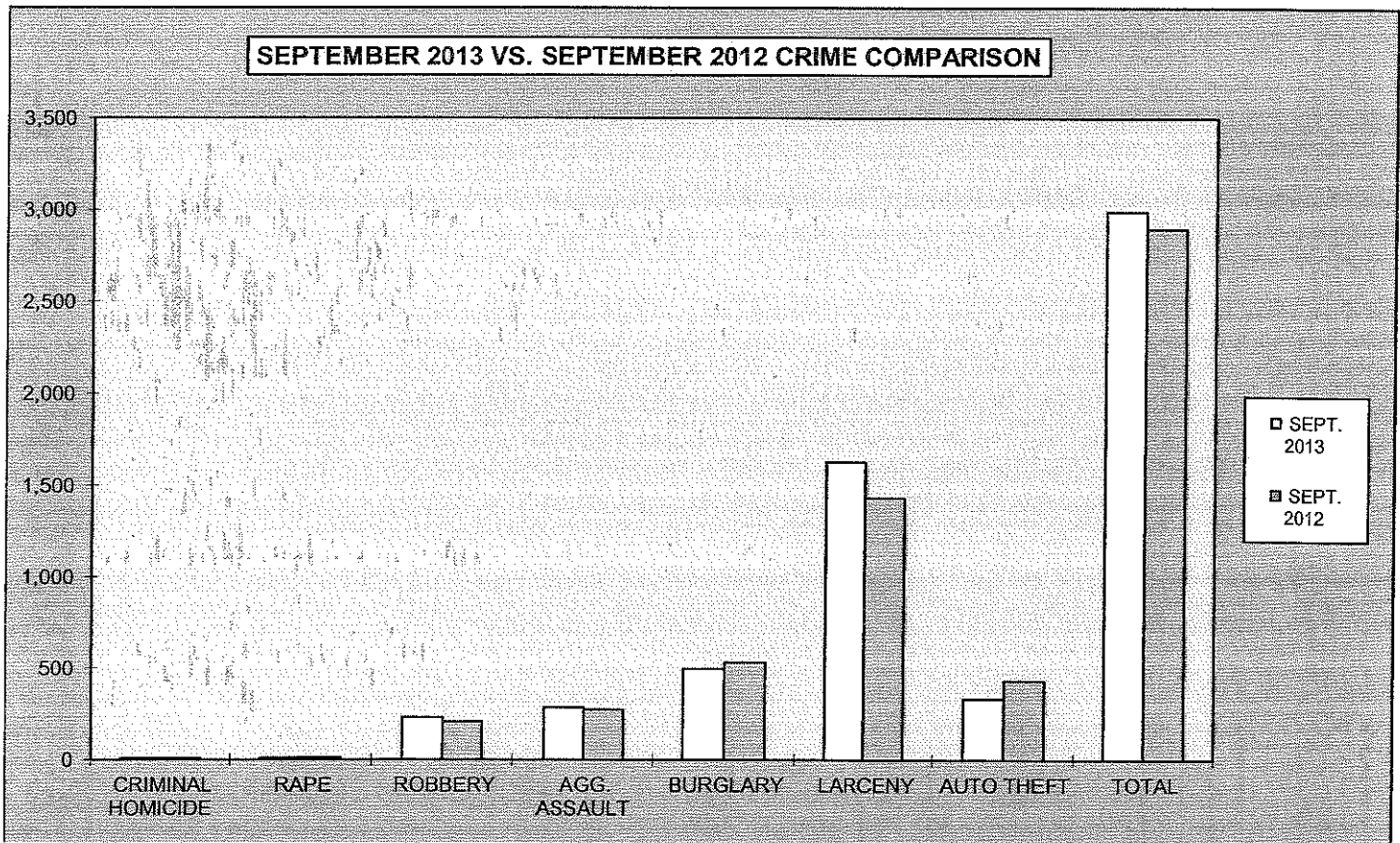
HOMICIDE BREAKDOWN BY VICTIM/OFFENDER RELATIONSHIP



* UNKNOWNNS INCLUDED IN WITH STRANGERS

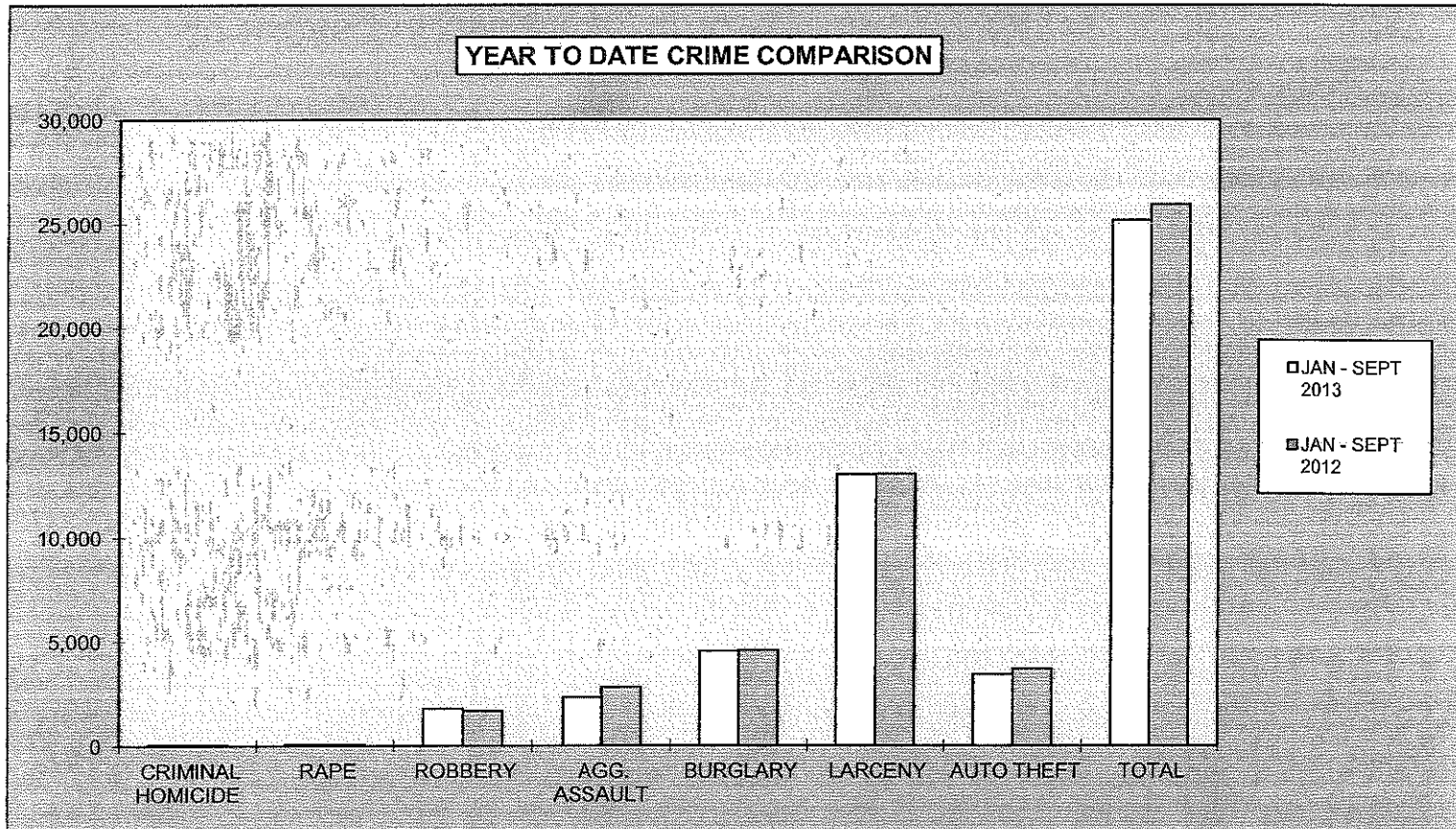
2013
MONTHLY CRIME COMPARISON

CRIME	SEPT. 2013	SEPT. 2012	# DIFFERENCE	% DIFFERENCE
CRIMINAL HOMICIDE	6	6	0	0%
RAPE	9	13	-4	-31%
ROBBERY	231	206	25	12%
AGG. ASSAULT	285	272	13	5%
BURGLARY	496	533	-37	-7%
RESIDENCE	411	478	-67	-14%
NON-RESIDENCE	85	55	30	55%
LARCENY	1,630	1,435	195	14%
POCKETPICKING	14	8	6	75%
PURSE SNATCHING	67	35	32	91%
SHOPLIFTING	225	255	-30	-12%
FROM MOTOR VEHICLES	787	643	144	22%
MOTOR VEH. PARTS/ACCESSORIES	133	115	18	16%
BICYCLES	22	29	-7	-24%
FROM BUILDINGS	133	145	-12	-8%
FROM COIN OPERATED MACHINES	2	3	-1	-33%
ALL OTHER	247	202	45	22%
AUTO THEFT	333	433	-100	-23%
TOTAL	2,990	2,898	92	3%



2013
YEAR TO DATE CRIME COMPARISON

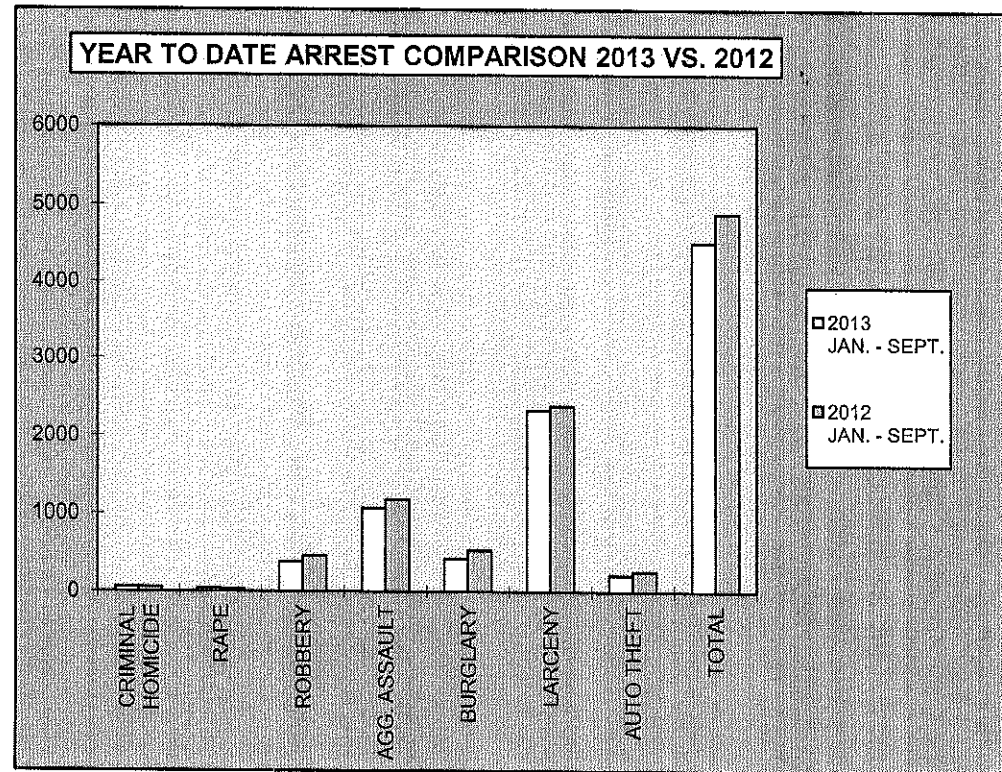
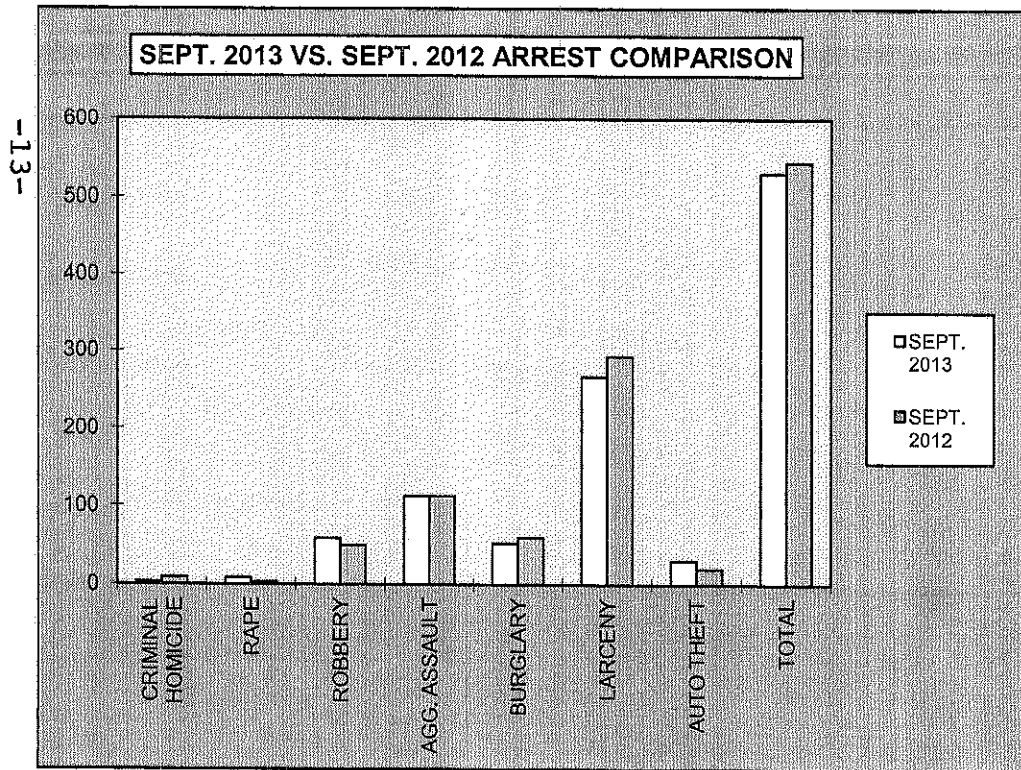
FIRST 9 MONTHS				
CRIME	JAN - SEPT 2013	JAN - SEPT 2012	# DIFFERENCE	% DIFFERENCE
CRIMINAL HOMICIDE	59	59	0	0%
RAPE	79	84	-5	-6%
ROBBERY	1,778	1,675	103	6%
AGG. ASSAULT	2,305	2,801	-496	-18%
BURGLARY	4,520	4,574	-54	-1%
RESIDENCE	3,823	3,960	-137	-3%
NON-RESIDENCE	697	614	83	14%
LARCENY	13,017	13,048	-31	0%
POCKETPICKING	82	74	8	11%
PURSE SNATCHING	396	353	43	12%
SHOPLIFTING	1,951	2,088	-137	-7%
FROM MOTOR VEHICLES	5,912	5,327	585	11%
MOTOR VEH. PARTS/ACCESSORIES	1,030	1,256	-226	-18%
BICYCLES	185	138	47	34%
FROM BUILDINGS	1,317	1,489	-172	-12%
FROM COIN OPERATED MACHINES	17	16	1	6%
ALL OTHER	2,127	2,307	-180	-8%
AUTO THEFT	3,424	3,685	-261	-7%
TOTAL	25,182	25,926	-744	-3%



2013 ARREST COMPARISON

SEPTEMBER ARREST COMPARISON				
CRIME	SEPT. 2013	SEPT. 2012	# DIFFERENCE	% DIFFERENCE
CRIMINAL HOMICIDE	3	9	-6	-67%
RAPE	8	3	5	167%
ROBBERY	58	49	9	18%
AGG. ASSAULT	112	112	0	0%
BURGLARY	52	59	-7	-12%
LARCENY	267	293	-26	-9%
AUTO THEFT	31	20	11	55%
TOTAL	531	545	-14	-3%

FIRST 9 MONTHS ARREST COMPARISON				
CRIME	2013 JAN. - SEPT.	2012 JAN. - SEPT.	# DIFFERENCE	% DIFFERENCE
CRIMINAL HOMICIDE	57	55	2	4%
RAPE	41	25	16	64%
ROBBERY	380	461	-81	-18%
AGG. ASSAULT	1,068	1,172	-104	-9%
BURGLARY	423	534	-111	-21%
LARCENY	2,326	2,380	-54	-2%
AUTO THEFT	215	261	-46	-18%
TOTAL	4,510	4,888	-378	-8%




**2013
CRIME COMPARISON
CRIMES AGAINST PERSONS**

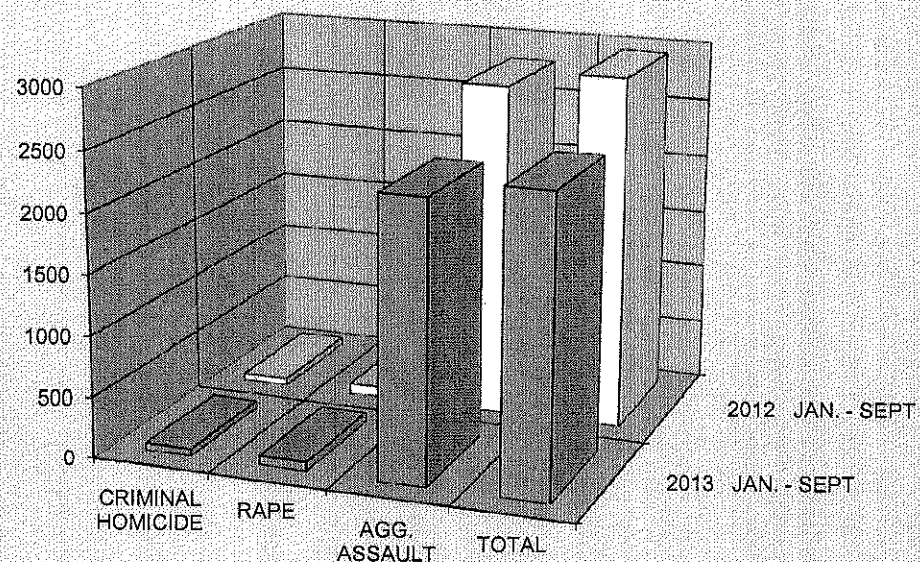
SEPTEMBER				
CRIME	SEPT. 2013	SEPT. 2012	# DIFFERENCE	% DIFFERENCE
CRIMINAL HOMICIDE	6	6	0	0%
RAPE	9	13	-4	-31%
AGG. ASSAULT	285	272	13	5%
TOTAL	300	291	9	3%

FIRST 9 MONTHS				
CRIME	2013 JAN. - SEPT.	2012 JAN. - SEPT.	# DIFFERENCE	% DIFFERENCE
CRIMINAL HOMICIDE	59	59	0	0%
RAPE	79	84	-5	-6%
AGG. ASSAULT	2,305	2,801	-496	-18%
TOTAL	2,443	2,944	-501	-17%

SEPTEMBER CRIMES AGAINST PERSONS



YEAR TO DATE CRIMES AGAINST PERSONS

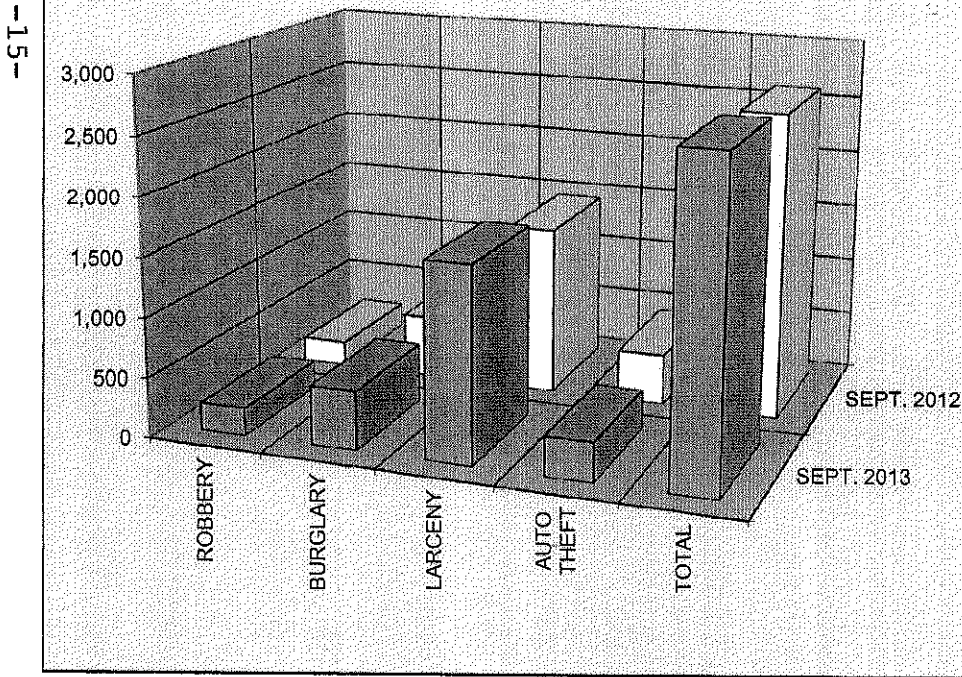


**2013
CRIME COMPARISON
CRIMES AGAINST PROPERTY**

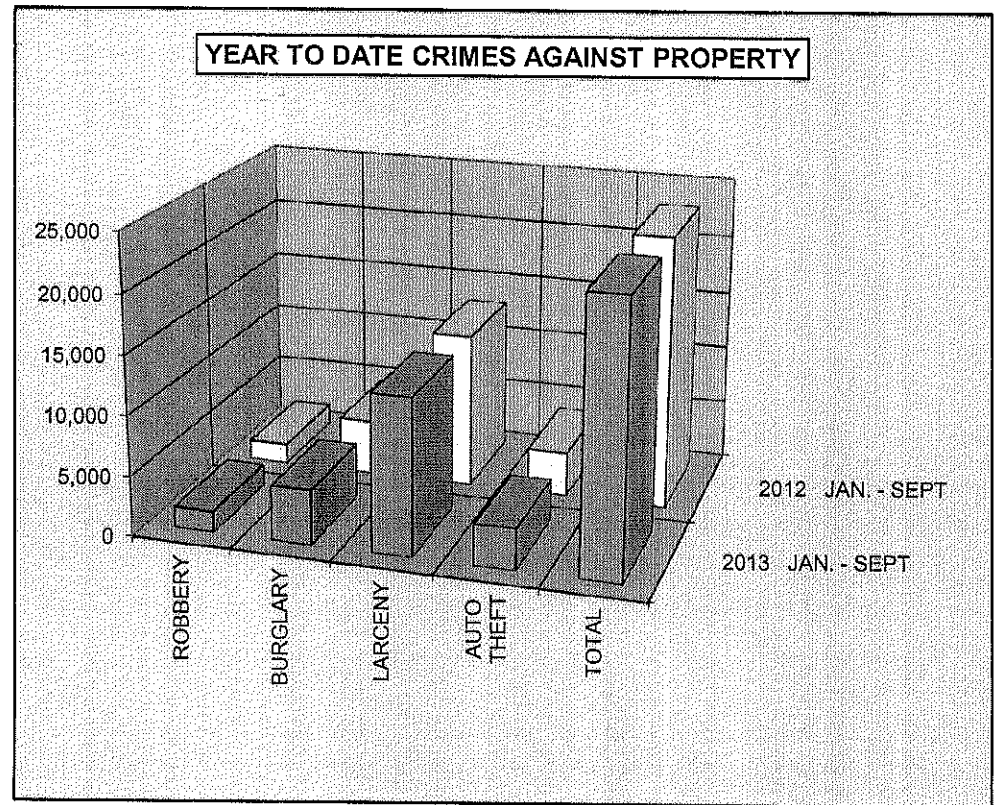
SEPTEMBER				
CRIME	SEPT. 2013	SEPT. 2012	# DIFFERENCE	% DIFFERENCE
ROBBERY	231	206	25	12%
BURGLARY	496	533	-37	-7%
LARCENY	1,630	1,435	195	14%
AUTO THEFT	333	433	-100	-23%
TOTAL	2,690	2,607	83	3%

FIRST 9 MONTHS				
CRIME	2013 JAN. - SEPT.	2012 JAN. - SEPT.	# DIFFERENCE	% DIFFERENCE
ROBBERY	1,778	1,675	103	6%
BURGLARY	4,520	4,574	-54	-1%
LARCENY	13,017	13,048	-31	0%
AUTO THEFT	3,424	3,685	-261	-7%
TOTAL	22,739	22,982	-243	-1%

SEPTEMBER CRIMES AGAINST PROPERTY



YEAR TO DATE CRIMES AGAINST PROPERTY

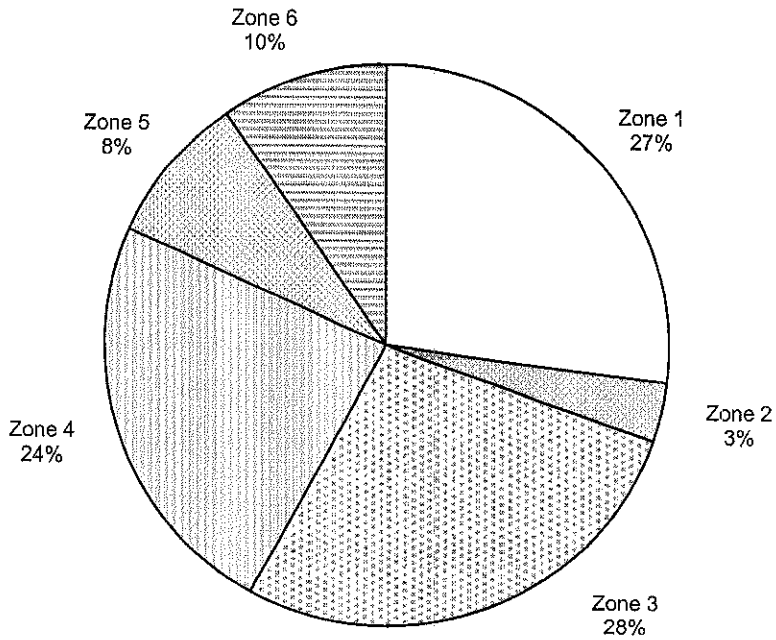


**2013
AREA BREAKDOWN
CRIMES AGAINST PERSONS AND PROPERTY**

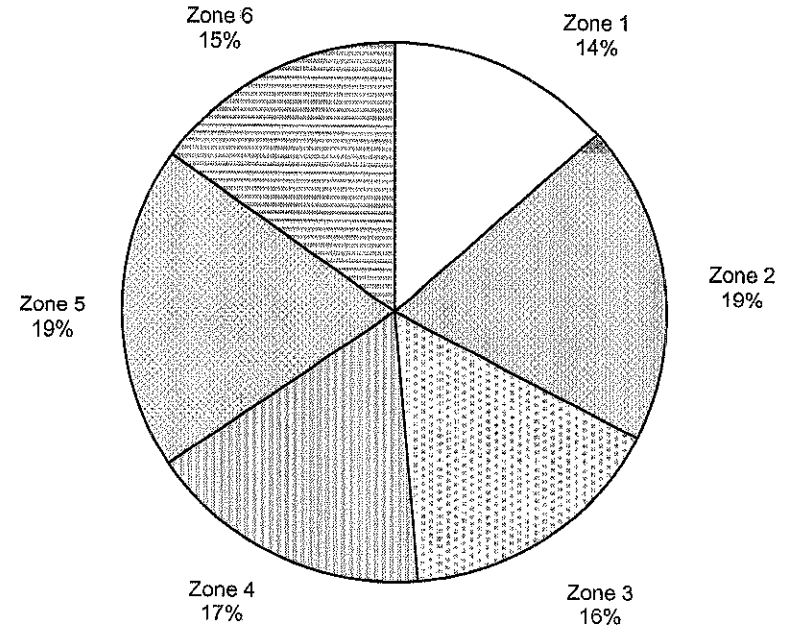
SEPTEMBER 2013 CRIMES AGAINST PERSONS BY ZONE						
CRIME	Zone 1	Zone 2	Zone 3	Zone 4	Zone 5	Zone 6
CRIMINAL HOMICIDE	0	0	1	1	1	3
RAPE	1	0	3	3	1	1
AGG. ASSAULT	80	10	79	67	24	25
TOTAL CRIMES AGAINST PERSONS	81	10	83	71	26	29

SEPTEMBER 2013 CRIMES AGAINST PROPERTY BY ZONE						
CRIME	Zone 1	Zone 2	Zone 3	Zone 4	Zone 5	Zone 6
ROBBERY	29	26	47	67	35	27
BURGLARY	121	53	97	126	18	81
LARCENY	156	411	189	203	418	253
AUTO THEFT	55	22	101	59	48	48
TOTAL CRIMES AGAINST PROPERTY	361	512	434	455	519	409

SEPTEMBER 2013 CRIMES AGAINST PERSONS



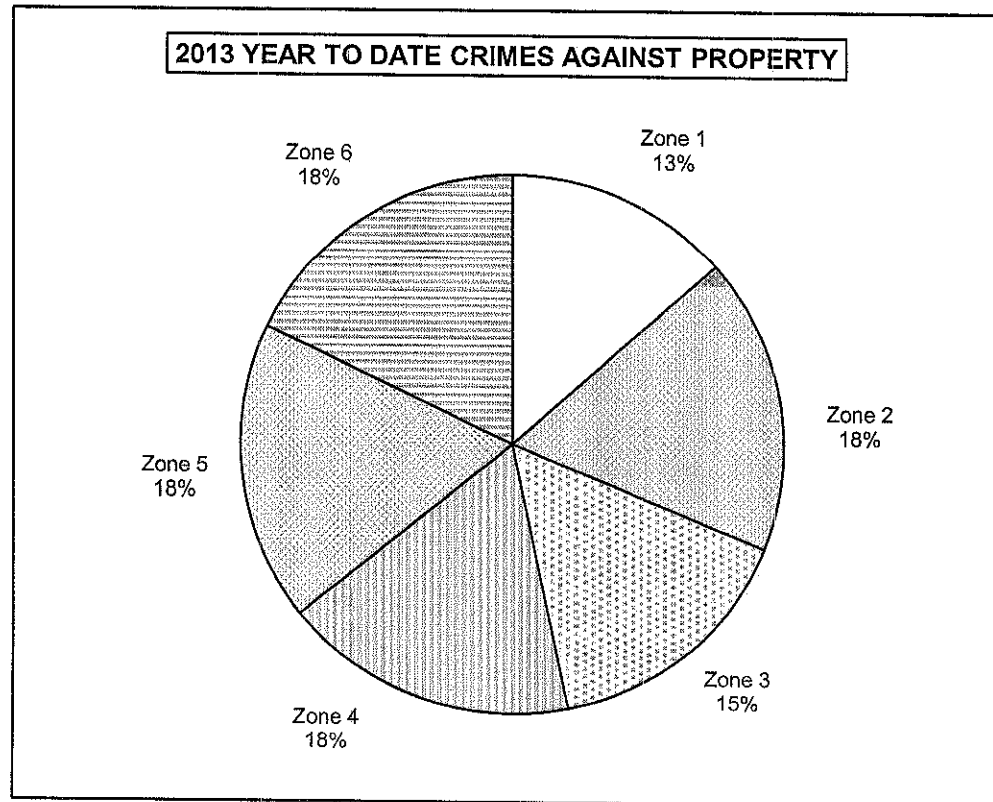
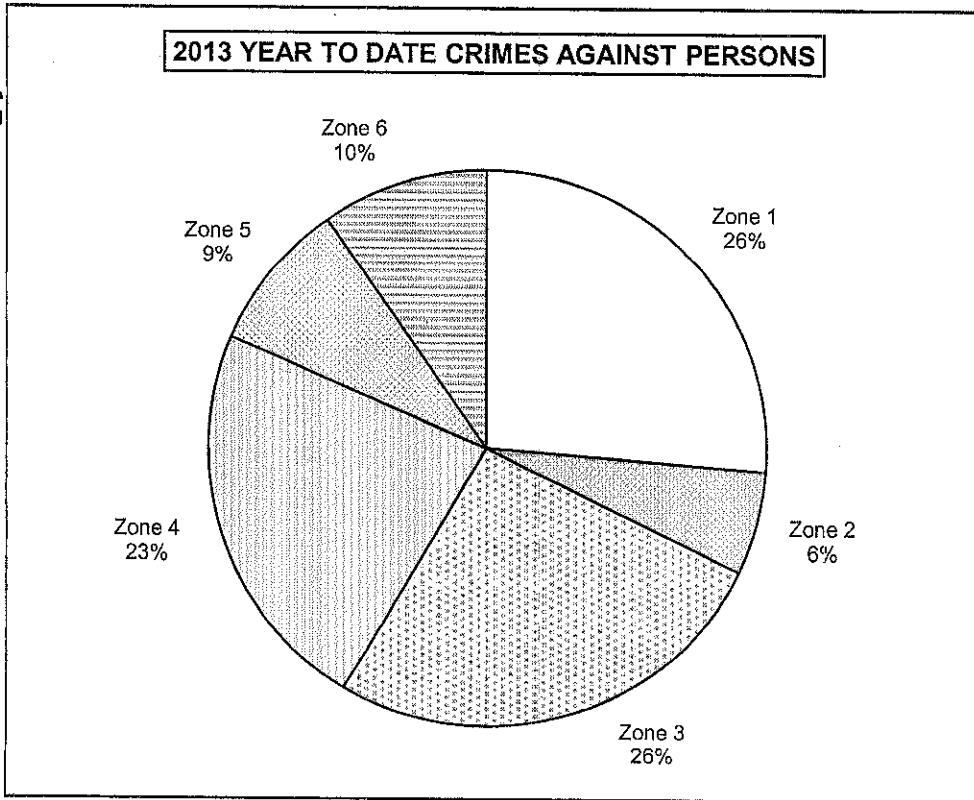
SEPTEMBER 2013 CRIMES AGAINST PROPERTY



**2013
YEAR TO DATE AREA BREAKDOWN
CRIMES AGAINST PERSONS AND PROPERTY**

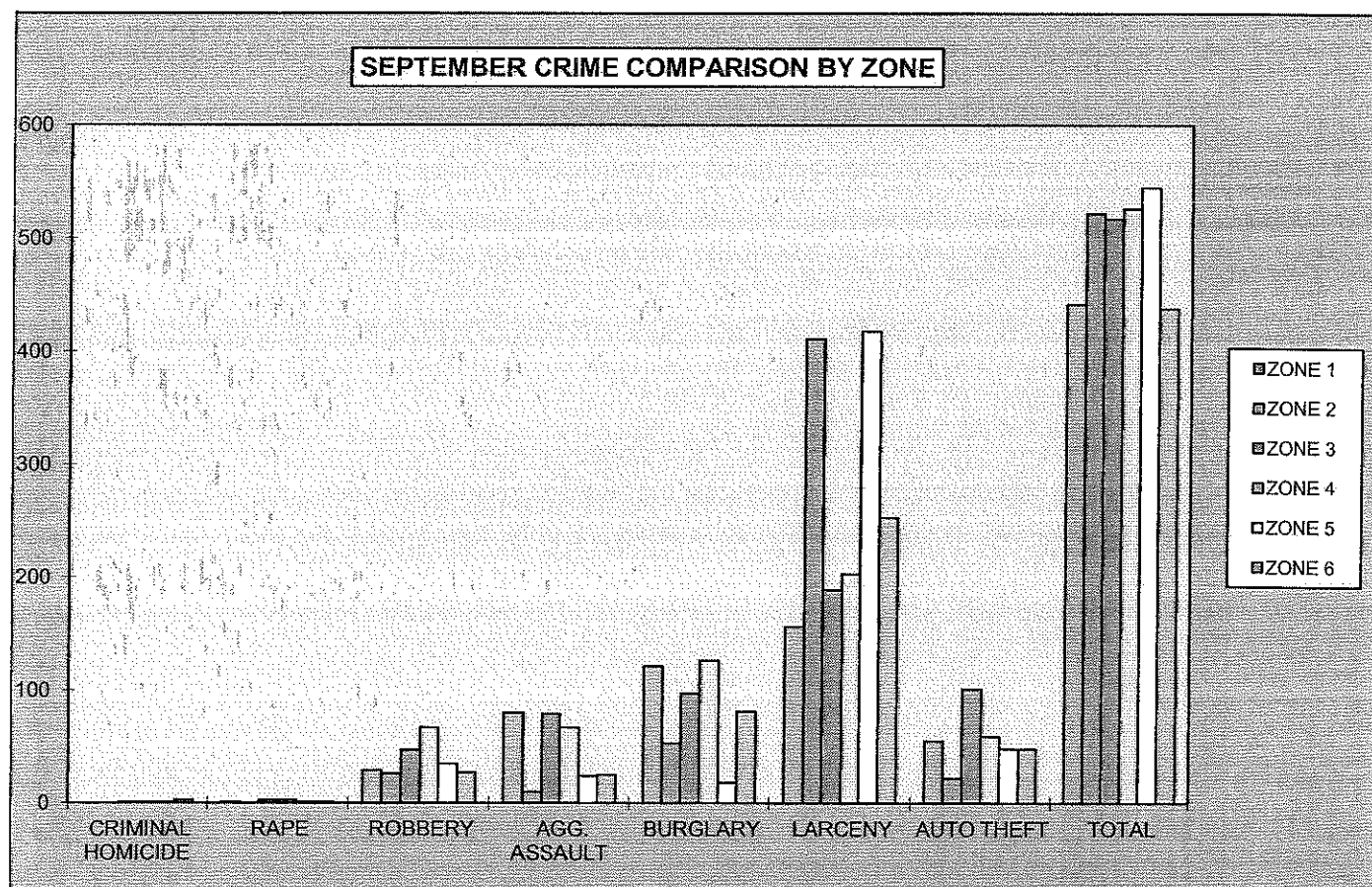
FIRST 9 MONTHS 2013 CRIMES AGAINST PERSONS BY ZONE						
CRIME	Zone 1	Zone 2	Zone 3	Zone 4	Zone 5	Zone 6
CRIMINAL HOMICIDE	20	4	9	13	4	9
RAPE	16	13	23	16	7	4
AGG. ASSAULT	605	127	614	529	205	225
TOTAL CRIMES AGAINST PERSONS	641	144	646	558	216	238

FIRST 9 MONTHS 2013 CRIMES AGAINST PROPERTY BY ZONE						
CRIME	Zone 1	Zone 2	Zone 3	Zone 4	Zone 5	Zone 6
ROBBERY	295	195	315	409	259	305
BURGLARY	970	564	950	1,084	214	738
LARCENY	1,282	2,941	1,466	1,790	3,210	2,328
AUTO THEFT	514	318	810	716	363	703
TOTAL CRIMES AGAINST PROPERTY	3,061	4,018	3,541	3,999	4,046	4,074



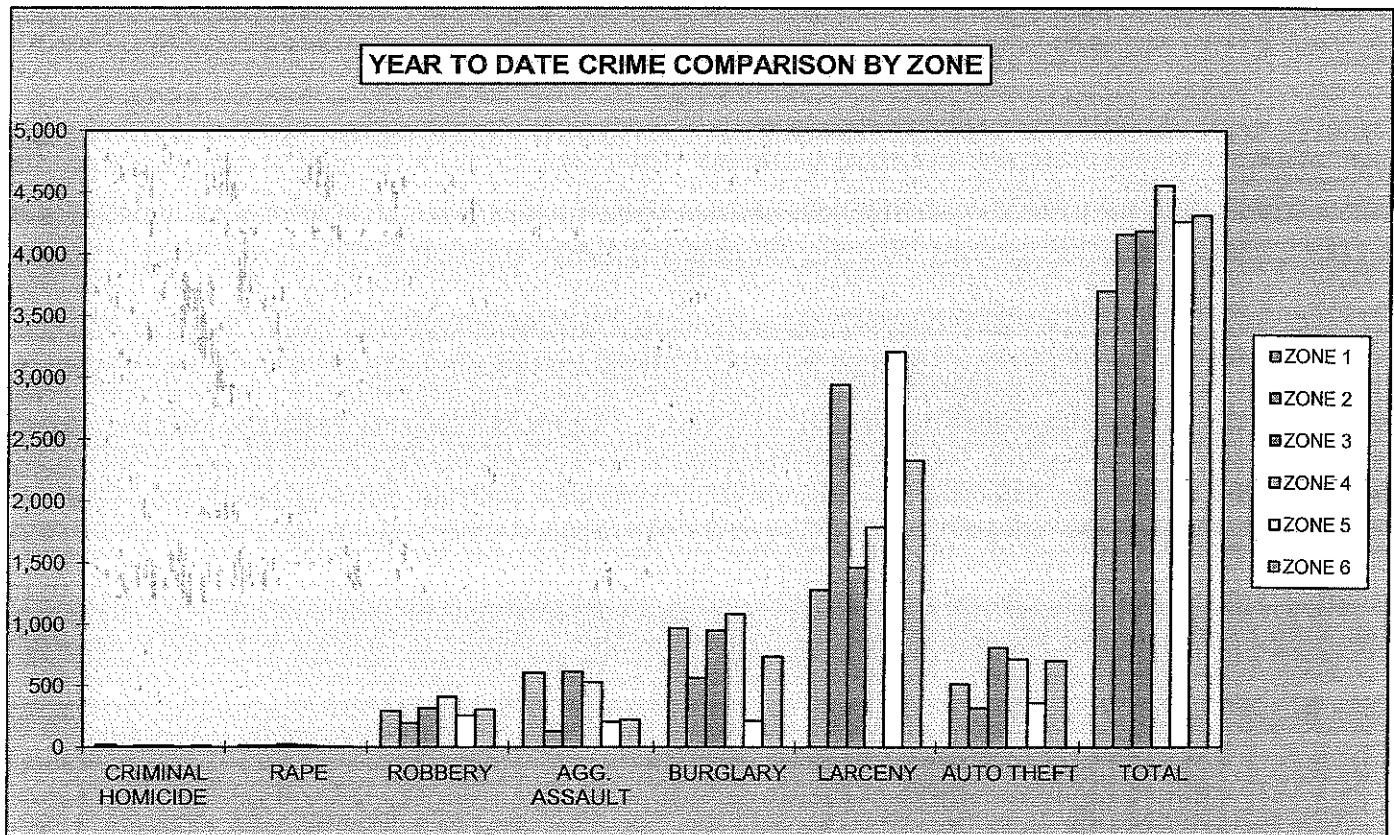
**2013
AREA BREAKDOWN**

SEPTEMBER CRIME COMPARISON BY ZONE						
CRIME	ZONE 1	ZONE 2	ZONE 3	ZONE 4	ZONE 5	ZONE 6
CRIMINAL HOMICIDE	0	0	1	1	1	3
RAPE	1	0	3	3	1	1
ROBBERY	29	26	47	67	35	27
AGG. ASSAULT	80	10	79	67	24	25
BURGLARY	121	53	97	126	18	81
RESIDENCE	102	42	76	102	10	79
NON-RESIDENCE	19	11	21	24	8	2
LARCENY	156	411	189	203	418	253
POCKETPICKING	0	5	1	0	8	0
PURSE SNATCHING	15	6	15	13	12	6
SHOPLIFTING	26	76	14	39	30	40
FROM MOTOR VEHICLES	48	207	84	61	237	150
MOTOR VEH. PARTS/ACCESSORIES	16	35	15	17	31	19
BICYCLES	1	3	3	1	7	7
FROM BUILDINGS	15	30	17	19	44	8
FROM COIN OPERATED MACHINES	1	1	0	0	0	0
ALL OTHER	34	48	40	53	49	23
AUTO THEFT	55	22	101	59	48	48
TOTAL	442	522	517	526	545	438



**2013
YEAR TO DATE AREA BREAKDOWN**

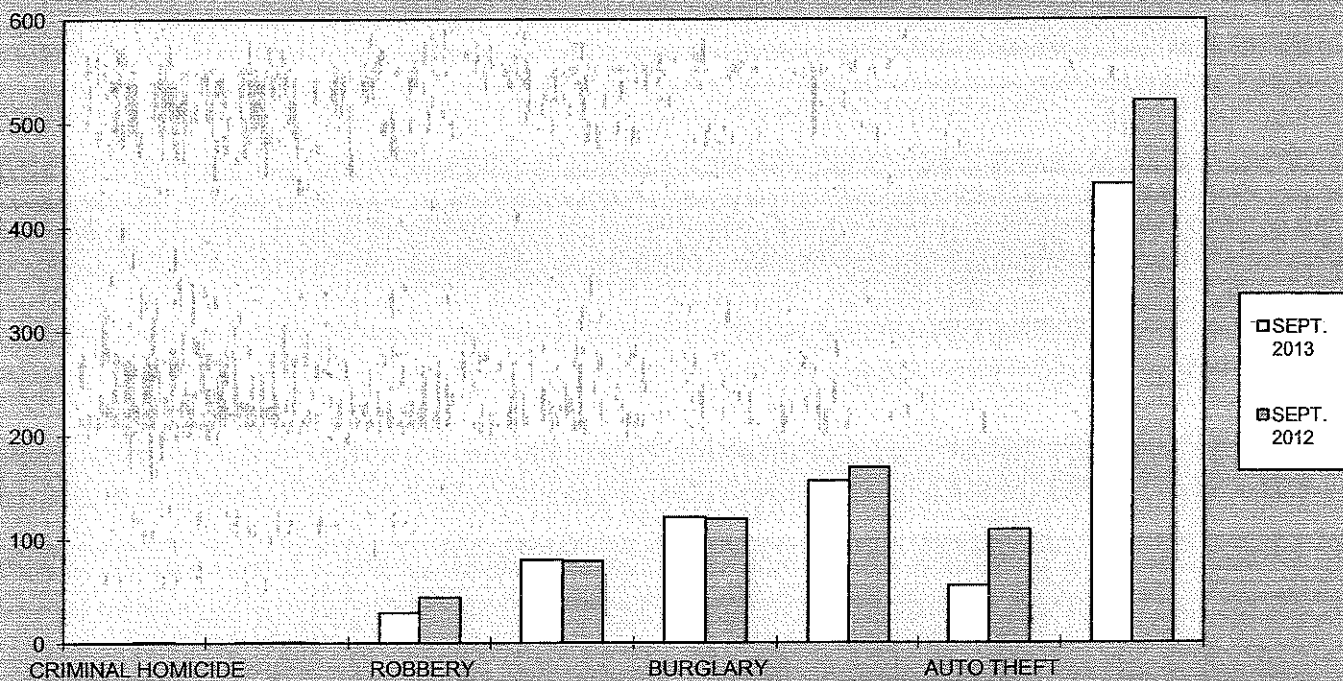
FIRST 9 MONTHS CRIME COMPARISON BY ZONE						
CRIME	ZONE 1	ZONE 2	ZONE 3	ZONE 4	ZONE 5	ZONE 6
CRIMINAL HOMICIDE	20	4	9	13	4	9
RAPE	16	13	23	16	7	4
ROBBERY	295	195	315	409	259	305
AGG. ASSAULT	605	127	614	529	205	225
BURGLARY	970	564	950	1,084	214	738
RESIDENCE	854	435	815	978	119	622
NON-RESIDENCE	116	129	135	106	95	116
LARCENY	1,282	2,941	1,466	1,790	3,210	2,328
POCKETPICKING	6	15	8	3	37	13
PURSE SNATCHING	63	32	59	74	108	60
SHOPLIFTING	248	586	148	403	237	329
FROM MOTOR VEHICLES	332	1,452	547	506	1,768	1,307
MOTOR VEH. PARTS/ACCESSORIES	144	183	151	152	233	167
BICYCLES	15	22	13	14	60	61
FROM BUILDINGS	129	319	150	197	401	121
FROM COIN OPERATED MACHINES	3	1	1	5	7	0
ALL OTHER	342	331	389	436	359	270
AUTO THEFT	514	318	810	716	363	703
TOTAL	3,702	4,162	4,187	4,557	4,262	4,312



2013
MONTHLY CRIME COMPARISON

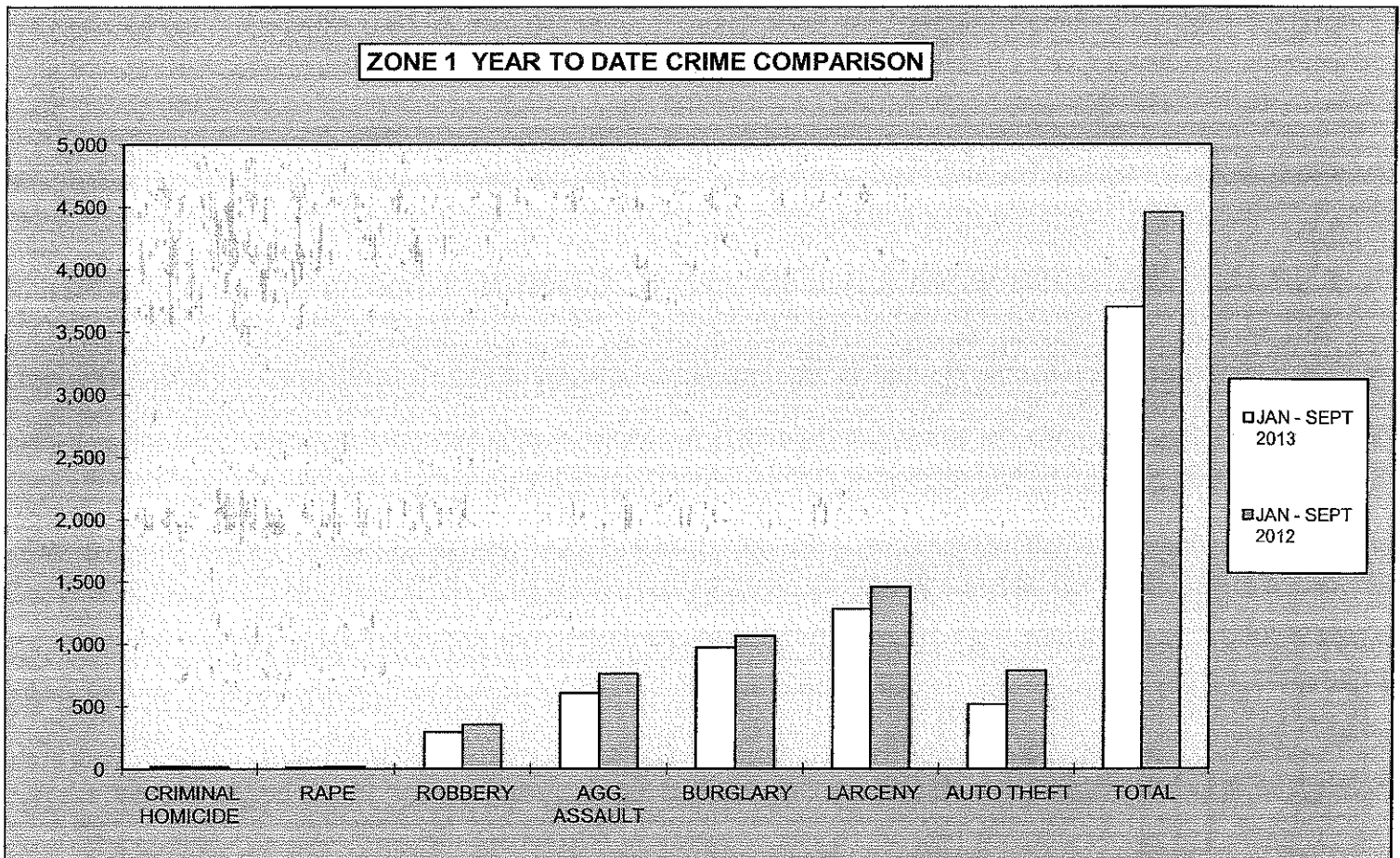
ZONE 1					
CRIME	SEPT. 2013	SEPT. 2012	# DIFFERENCE	% DIFFERENCE	
CRIMINAL HOMICIDE	0	1	-1	-100%	
RAPE	1	1	0	0%	
ROBBERY	29	44	-15	-34%	
AGG. ASSAULT	80	79	1	1%	
BURGLARY	121	119	2	2%	
RESIDENCE	102	106	-4	-4%	
NON-RESIDENCE	19	13	6	46%	
LARCENY	156	169	-13	-8%	
POCKETPICKING	0	1	-1	-100%	
PURSE SNATCHING	15	11	4	36%	
SHOPLIFTING	26	21	5	24%	
FROM MOTOR VEHICLES	48	71	-23	-32%	
MOTOR VEH. PARTS/ACCESSORIES	16	18	-2	-11%	
BICYCLES	1	1	0	0%	
FROM BUILDINGS	15	15	0	0%	
FROM COIN OPERATED MACHINES	1	0	1	100%	
ALL OTHER	34	31	3	10%	
AUTO THEFT	55	109	-54	-50%	
TOTAL	442	522	-80	-15%	

ZONE 1 SEPTEMBER 2013 VS. SEPTEMBER 2012 CRIME COMPARISON



**2013
YEAR TO DATE CRIME COMPARISON**

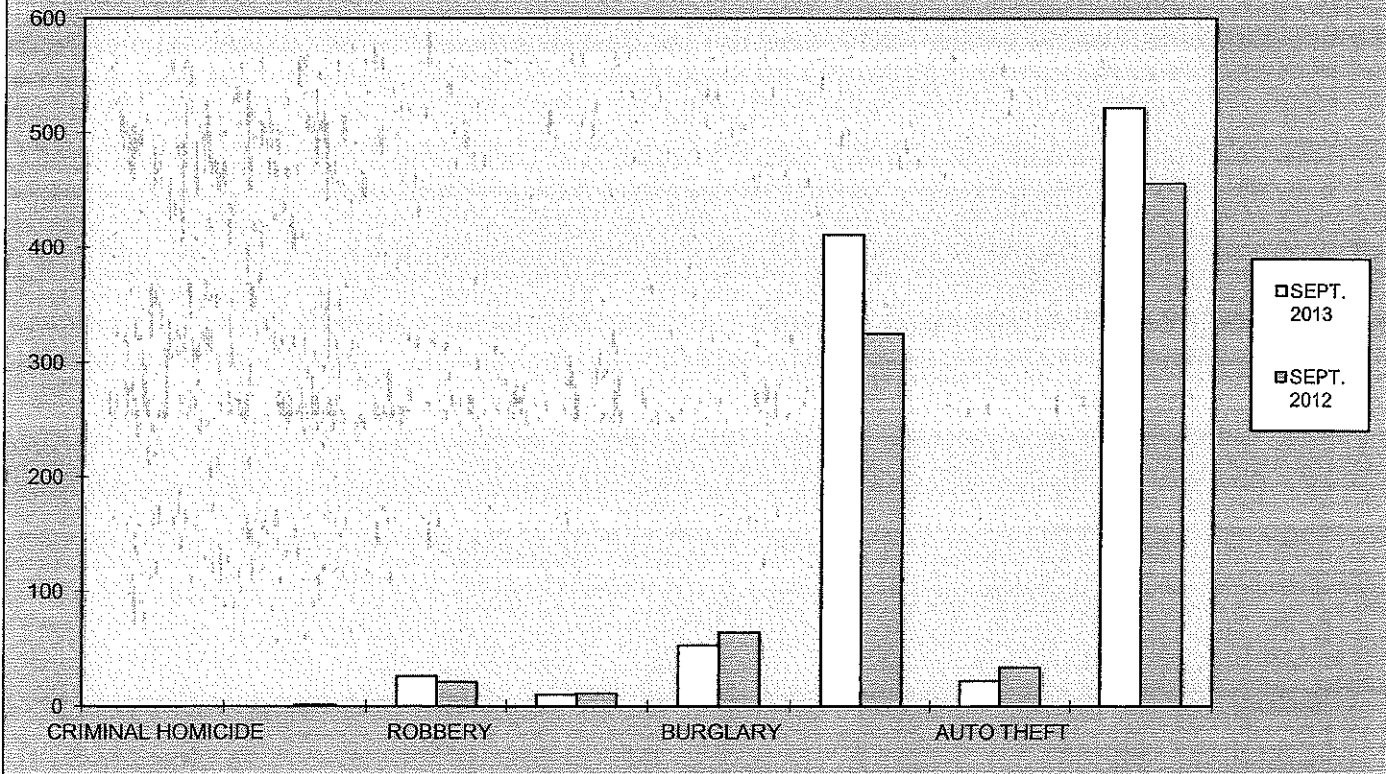
ZONE 1					
CRIME	JAN - SEPT 2013	JAN - SEPT 2012	# DIFFERENCE	% DIFFERENCE	
CRIMINAL HOMICIDE	20	18	2	11%	
RAPE	16	17	-1	-6%	
ROBBERY	295	354	-59	-17%	
AGG. ASSAULT	605	761	-156	-20%	
BURGLARY	970	1,064	-94	-9%	
RESIDENCE	854	975	-121	-12%	
NON-RESIDENCE	116	89	27	30%	
LARCENY	1,282	1,458	-176	-12%	
POCKETPICKING	6	3	3	100%	
PURSE SNATCHING	63	55	8	15%	
SHOPLIFTING	248	126	122	97%	
FROM MOTOR VEHICLES	332	467	-135	-29%	
MOTOR VEH. PARTS/ACCESSORIES	144	190	-46	-24%	
BICYCLES	15	10	5	50%	
FROM BUILDINGS	129	185	-56	-30%	
FROM COIN OPERATED MACHINES	3	1	2	200%	
ALL OTHER	342	421	-79	-19%	
AUTO THEFT	514	786	-272	-35%	
TOTAL	3,702	4,458	-756	-17%	



2013
MONTHLY CRIME COMPARISON

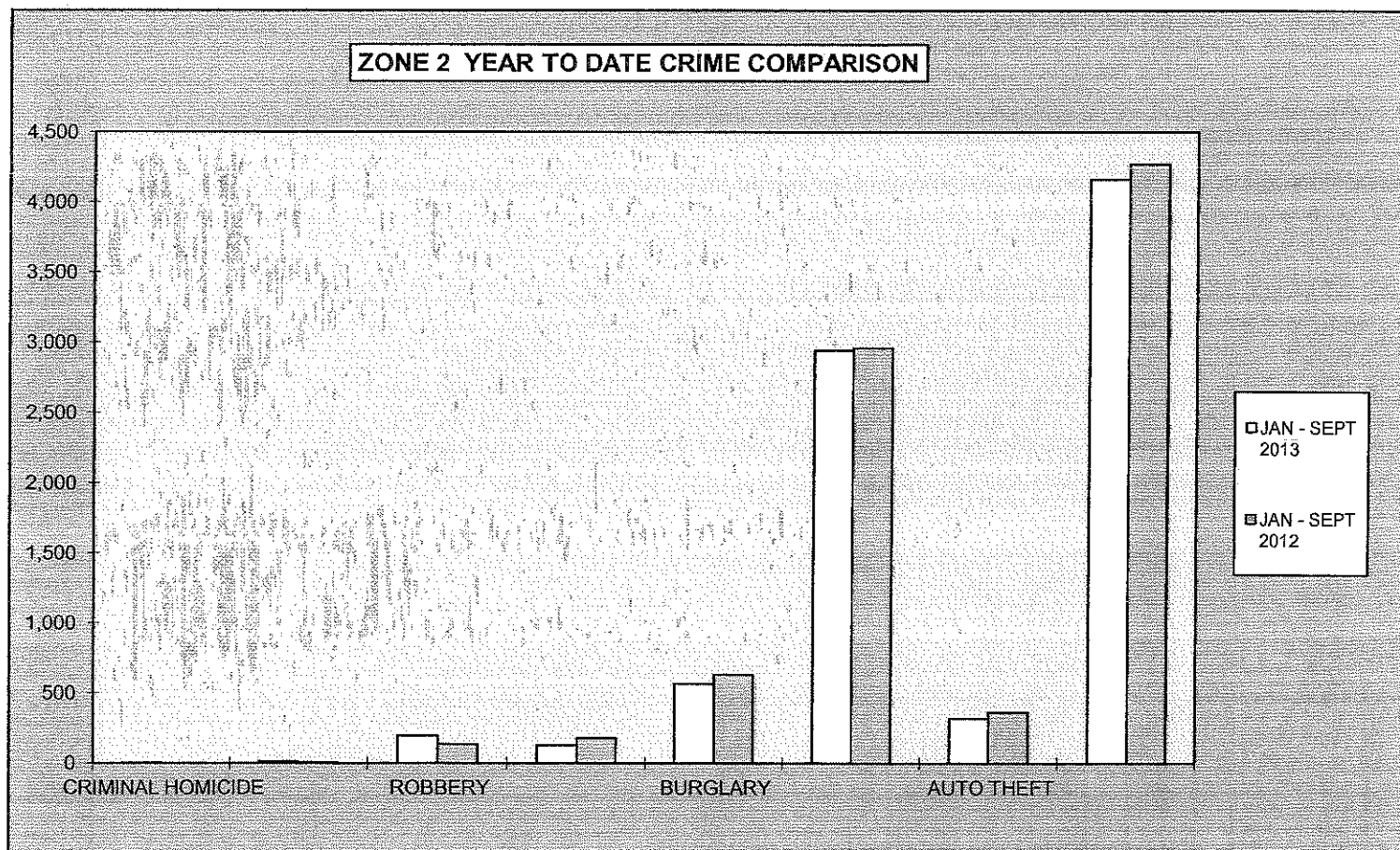
ZONE 2					
CRIME	SEPT. 2013	SEPT. 2012	# DIFFERENCE	% DIFFERENCE	
CRIMINAL HOMICIDE	0	0	0	0%	
RAPE	0	1	-1	-100%	
ROBBERY	26	21	5	24%	
AGG. ASSAULT	10	11	-1	-9%	
BURGLARY	53	64	-11	-17%	
RESIDENCE	42	57	-15	-26%	
NON-RESIDENCE	11	7	4	57%	
LARCENY	411	325	86	26%	
POCKETPICKING	5	1	4	400%	
PURSE SNATCHING	6	3	3	100%	
SHOPLIFTING	76	83	-7	-8%	
FROM MOTOR VEHICLES	207	153	54	35%	
MOTOR VEH. PARTS/ACCESSORIES	35	18	17	94%	
BICYCLES	3	3	0	0%	
FROM BUILDINGS	30	31	-1	-3%	
FROM COIN OPERATED MACHINES	1	3	-2	-67%	
ALL OTHER	48	30	18	60%	
AUTO THEFT	22	34	-12	-35%	
TOTAL	522	456	66	14%	

ZONE 2 SEPTEMBER 2013 VS. SEPTEMBER 2012 CRIME COMPARISON



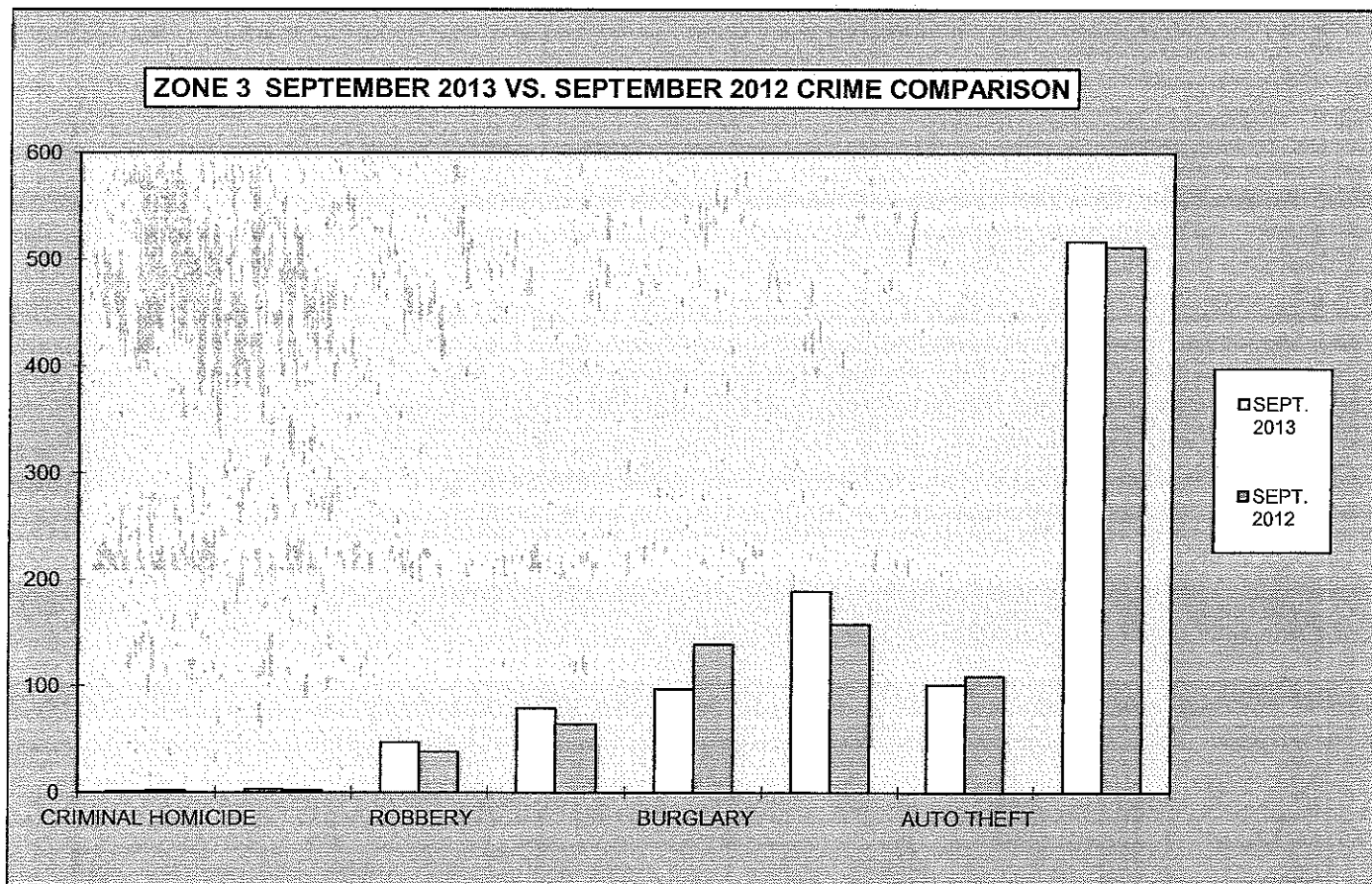
**2013
YEAR TO DATE CRIME COMPARISON**

ZONE 2					
CRIME	JAN - SEPT 2013	JAN - SEPT 2012	# DIFFERENCE	% DIFFERENCE	
CRIMINAL HOMICIDE	4	0	4	100%	
RAPE	13	8	5	63%	
ROBBERY	195	136	59	43%	
AGG. ASSAULT	127	179	-52	-29%	
BURGLARY	564	629	-65	-10%	
RESIDENCE	435	502	-67	-13%	
NON-RESIDENCE	129	127	2	2%	
LARCENY	2,941	2,960	-19	-1%	
POCKETPICKING	15	25	-10	-40%	
PURSE SNATCHING	32	40	-8	-20%	
SHOPLIFTING	586	649	-63	-10%	
FROM MOTOR VEHICLES	1,452	1,316	136	10%	
MOTOR VEH. PARTS/ACCESSORIES	183	258	-75	-29%	
BICYCLES	22	18	4	22%	
FROM BUILDINGS	319	292	27	9%	
FROM COIN OPERATED MACHINES	1	4	-3	-75%	
ALL OTHER	331	358	-27	-8%	
AUTO THEFT	318	360	-42	-12%	
TOTAL	4,162	4,272	-110	-3%	



2013
MONTHLY CRIME COMPARISON

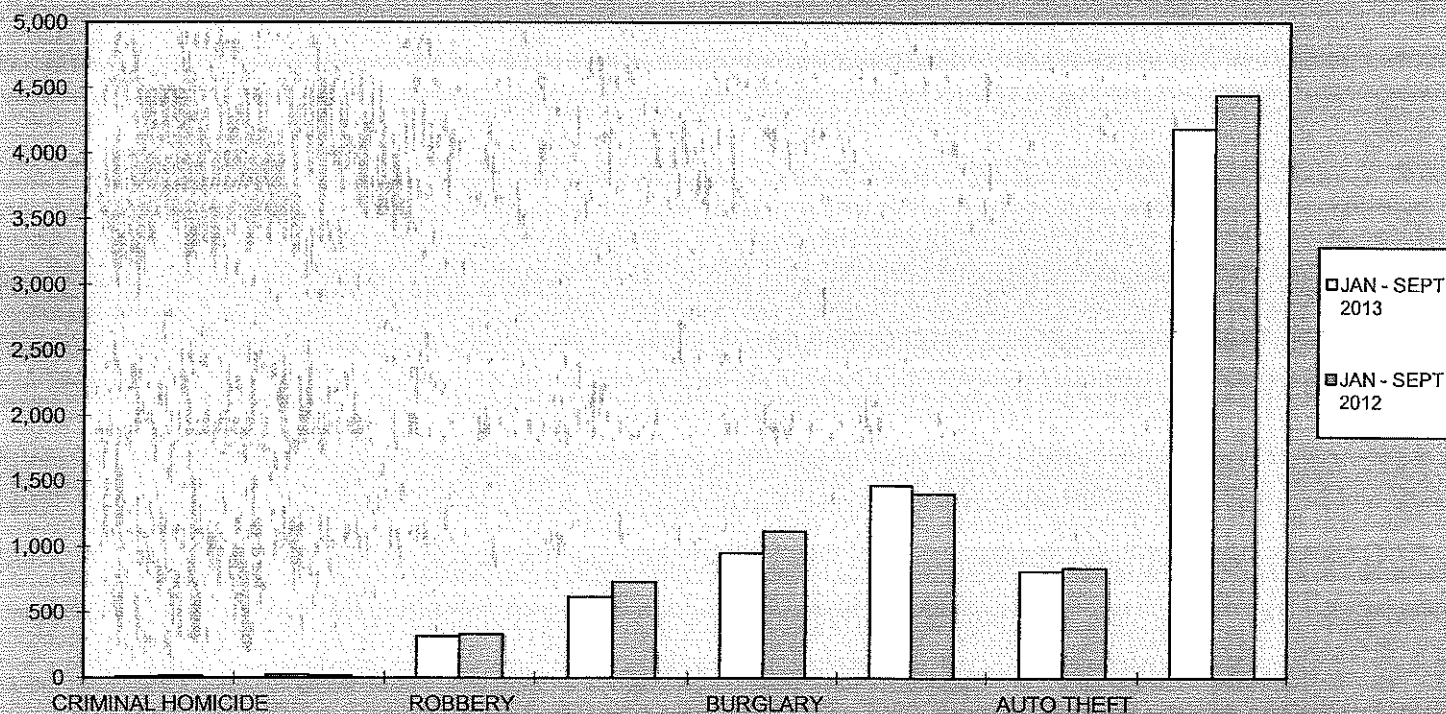
ZONE 3				
CRIME	SEPT. 2013	SEPT. 2012	# DIFFERENCE	% DIFFERENCE
CRIMINAL HOMICIDE	1	2	-1	-50%
RAPE	3	2	1	50%
ROBBERY	47	38	9	24%
AGG. ASSAULT	79	64	15	23%
BURGLARY	97	139	-42	-30%
RESIDENCE	76	131	-55	-42%
NON-RESIDENCE	21	8	13	163%
LARCENY	189	158	31	20%
POCKETPICKING	1	0	1	100%
PURSE SNATCHING	15	8	7	88%
SHOPLIFTING	14	15	-1	-7%
FROM MOTOR VEHICLES	84	63	21	33%
MOTOR VEH. PARTS/ACCESSORIES	15	18	-3	-17%
BICYCLES	3	2	1	50%
FROM BUILDINGS	17	15	2	13%
FROM COIN OPERATED MACHINES	0	0	0	0%
ALL OTHER	40	37	3	8%
AUTO THEFT	101	109	-8	-7%
TOTAL	517	512	5	1%



**2013
YEAR TO DATE CRIME COMPARISON**

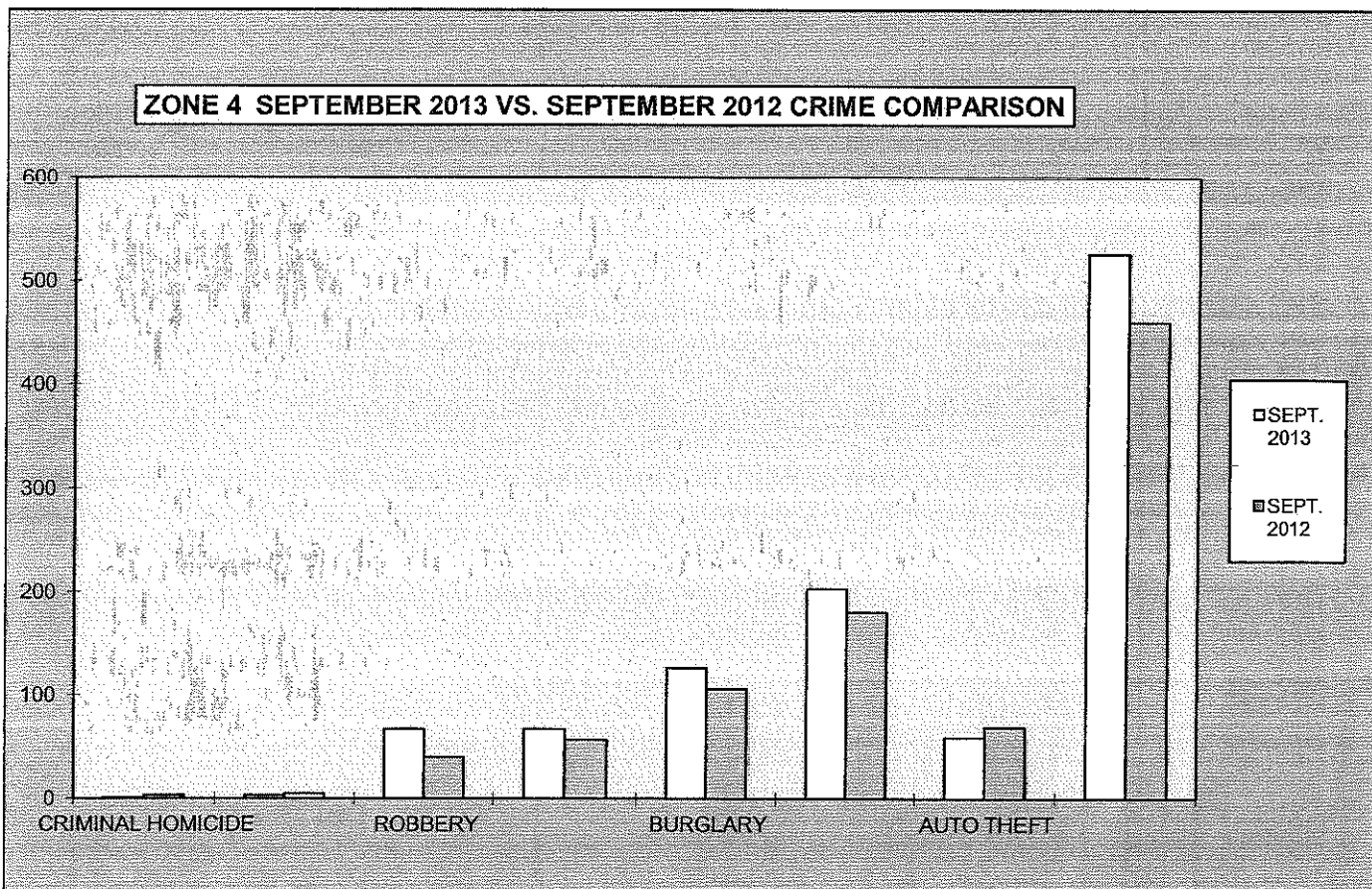
ZONE 3					
CRIME	JAN - SEPT 2013	JAN - SEPT 2012	# DIFFERENCE	% DIFFERENCE	
CRIMINAL HOMICIDE	9	17	-8	-47%	
RAPE	23	15	8	53%	
ROBBERY	315	332	-17	-5%	
AGG. ASSAULT	614	729	-115	-16%	
BURGLARY	950	1,115	-165	-15%	
RESIDENCE	815	987	-172	-17%	
NON-RESIDENCE	135	128	7	5%	
LARCENY	1,466	1,401	65	5%	
POCKETPICKING	8	9	-1	-11%	
PURSE SNATCHING	59	52	7	13%	
SHOPLIFTING	148	159	-11	-7%	
FROM MOTOR VEHICLES	547	410	137	33%	
MOTOR VEH. PARTS/ACCESSORIES	151	158	-7	-4%	
BICYCLES	13	15	-2	-13%	
FROM BUILDINGS	150	181	-31	-17%	
FROM COIN OPERATED MACHINES	1	2	-1	-50%	
ALL OTHER	389	415	-26	-6%	
AUTO THEFT	810	835	-25	-3%	
TOTAL	4,187	4,444	-257	-6%	

ZONE 3 YEAR TO DATE CRIME COMPARISON



2013
MONTHLY CRIME COMPARISON

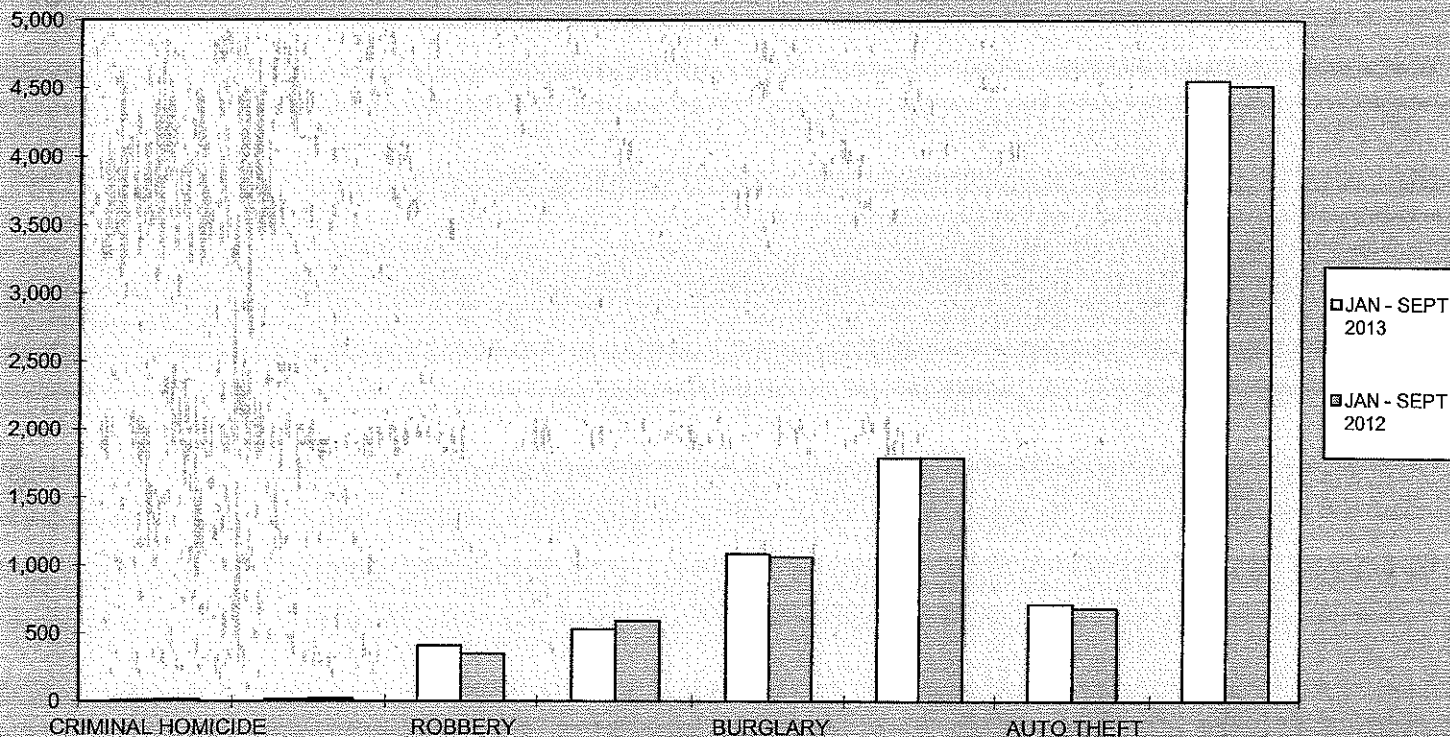
ZONE 4				
CRIME	SEPT. 2013	SEPT. 2012	# DIFFERENCE	% DIFFERENCE
CRIMINAL HOMICIDE	1	3	-2	-67%
RAPE	3	5	-2	-40%
ROBBERY	67	40	27	68%
AGG. ASSAULT	67	57	10	18%
BURGLARY	126	106	20	19%
RESIDENCE	102	96	6	6%
NON-RESIDENCE	24	10	14	140%
LARCENY	203	180	23	13%
POCKETPICKING	0	0	0	0%
PURSE SNATCHING	13	3	10	333%
SHOPLIFTING	39	46	-7	-15%
FROM MOTOR VEHICLES	61	42	19	45%
MOTOR VEH. PARTS/ACCESSORIES	17	19	-2	-11%
BICYCLES	1	3	-2	-67%
FROM BUILDINGS	19	23	-4	-17%
FROM COIN OPERATED MACHINES	0	0	0	0%
ALL OTHER	53	44	9	20%
AUTO THEFT	59	69	-10	-14%
TOTAL	526	460	66	14%



**2013
YEAR TO DATE CRIME COMPARISON**

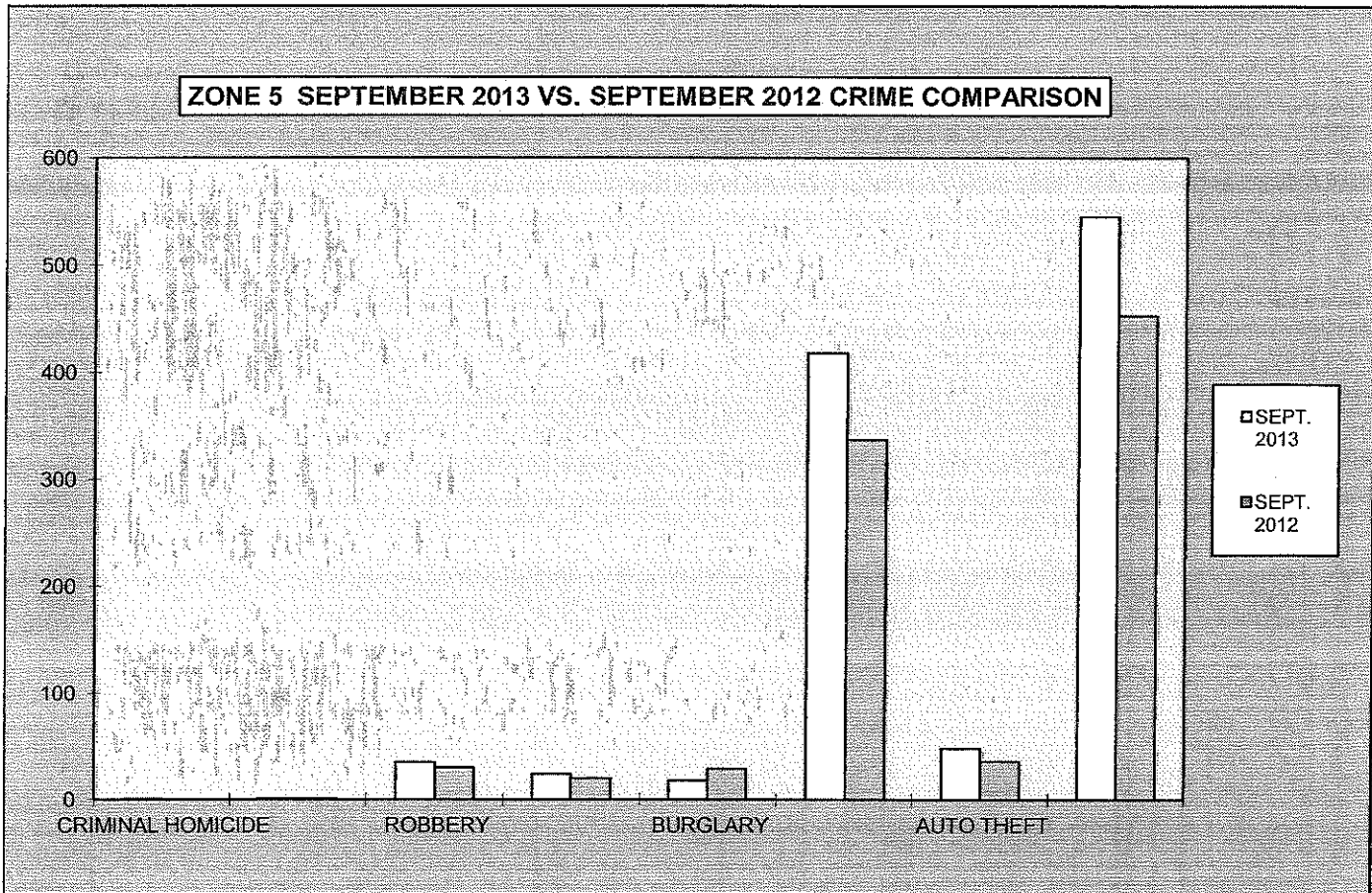
ZONE 4					
CRIME	JAN - SEPT 2013	JAN - SEPT 2012	# DIFFERENCE	% DIFFERENCE	
CRIMINAL HOMICIDE	13	18	-5	-28%	
RAPE	16	22	-6	-27%	
ROBBERY	409	349	60	17%	
AGG. ASSAULT	529	590	-61	-10%	
BURGLARY	1,084	1,062	22	2%	
RESIDENCE	978	961	17	2%	
NON-RESIDENCE	106	101	5	5%	
LARCENY	1,790	1,794	-4	0%	
POCKETPICKING	3	5	-2	-40%	
PURSE SNATCHING	74	39	35	90%	
SHOPLIFTING	403	386	17	4%	
FROM MOTOR VEHICLES	506	423	83	20%	
MOTOR VEH. PARTS/ACCESSORIES	152	161	-9	-6%	
BICYCLES	14	19	-5	-26%	
FROM BUILDINGS	197	231	-34	-15%	
FROM COIN OPERATED MACHINES	5	5	0	0%	
ALL OTHER	436	525	-89	-17%	
AUTO THEFT	716	685	31	5%	
TOTAL	4,557	4,520	37	1%	

ZONE 4 YEAR TO DATE CRIME COMPARISON



2013
MONTHLY CRIME COMPARISON

ZONE 5				
CRIME	SEPT. 2013	SEPT. 2012	# DIFFERENCE	% DIFFERENCE
CRIMINAL HOMICIDE	1	0	1	100%
RAPE	1	1	0	0%
ROBBERY	35	30	5	17%
AGG. ASSAULT	24	20	4	20%
BURGLARY	18	29	-11	-38%
RESIDENCE	10	24	-14	-58%
NON-RESIDENCE	8	5	3	60%
LARCENY	418	337	81	24%
POCKETPICKING	8	5	3	60%
PURSE SNATCHING	12	8	4	50%
SHOPLIFTING	30	46	-16	-35%
FROM MOTOR VEHICLES	237	167	70	42%
MOTOR VEH. PARTS/ACCESSORIES	31	22	9	41%
BICYCLES	7	11	-4	-36%
FROM BUILDINGS	44	40	4	10%
FROM COIN OPERATED MACHINES	0	0	0	0%
ALL OTHER	49	38	11	29%
AUTO THEFT	48	36	12	33%
TOTAL	545	453	92	20%

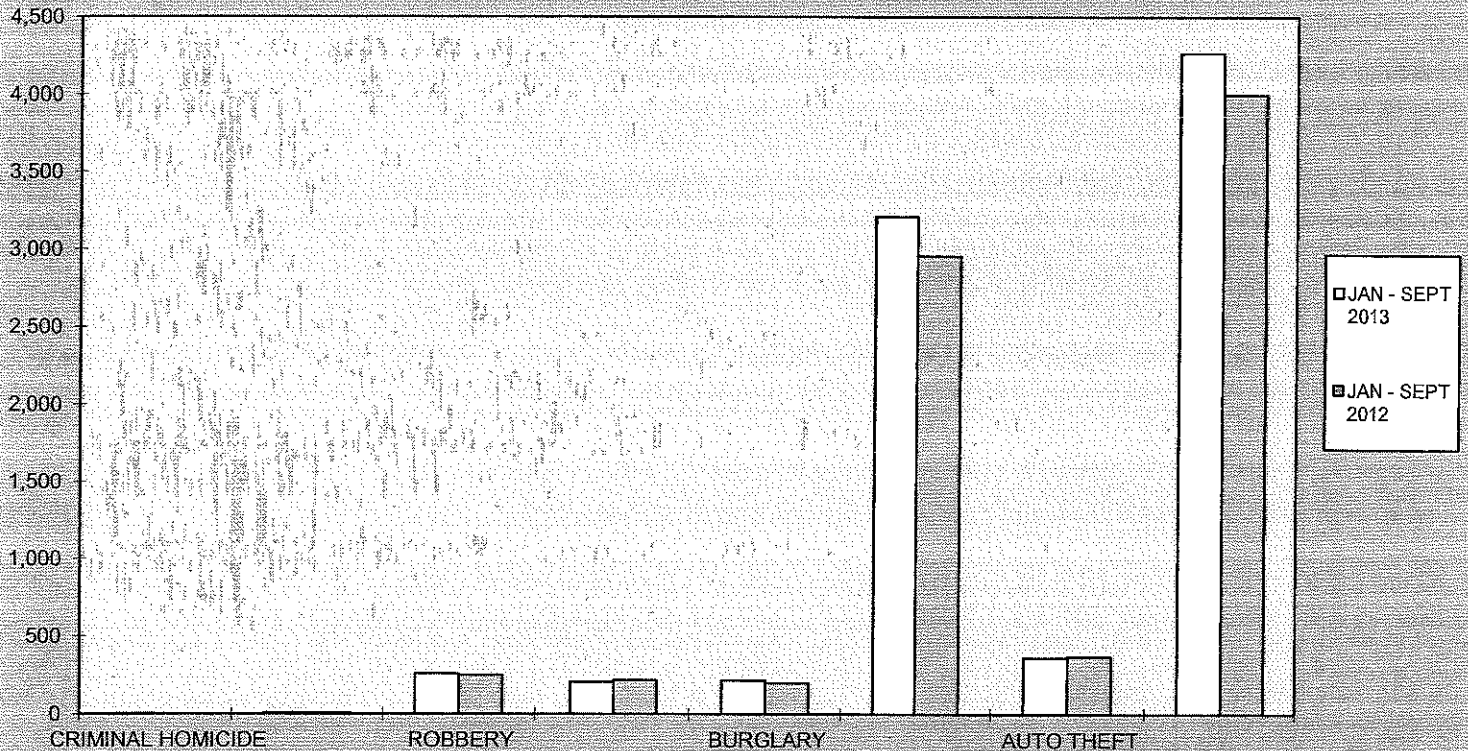


**2013
YEAR TO DATE CRIME COMPARISON**

ZONE 5

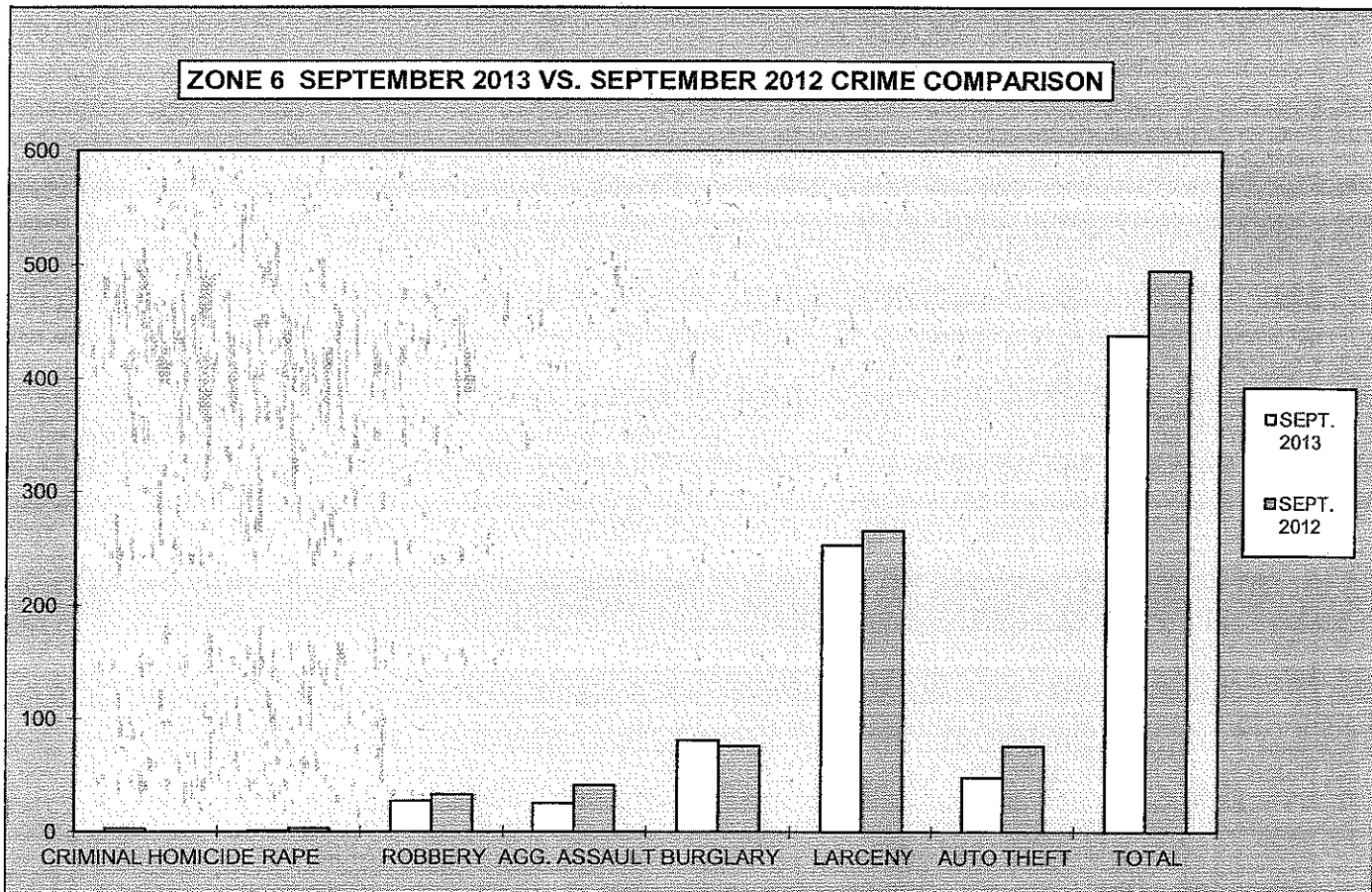
CRIME	JAN - SEPT 2013	JAN - SEPT 2012	# DIFFERENCE	% DIFFERENCE
CRIMINAL HOMICIDE	4	1	3	300%
RAPE	7	6	1	17%
ROBBERY	259	251	8	3%
AGG. ASSAULT	205	217	-12	-6%
BURGLARY	214	199	15	8%
RESIDENCE	119	125	-6	-5%
NON-RESIDENCE	95	74	21	28%
LARCENY	3,210	2,954	256	9%
POCKETPICKING	37	28	9	32%
PURSE SNATCHING	108	82	26	32%
SHOPLIFTING	237	330	-93	-28%
FROM MOTOR VEHICLES	1,768	1,468	300	20%
MOTOR VEH. PARTS/ACCESSORIES	233	284	-51	-18%
BICYCLES	60	32	28	88%
FROM BUILDINGS	401	417	-16	-4%
FROM COIN OPERATED MACHINES	7	4	3	75%
ALL OTHER	359	309	50	16%
AUTO THEFT	363	370	-7	-2%
TOTAL	4,262	3,998	264	7%

ZONE 5 YEAR TO DATE CRIME COMPARISON



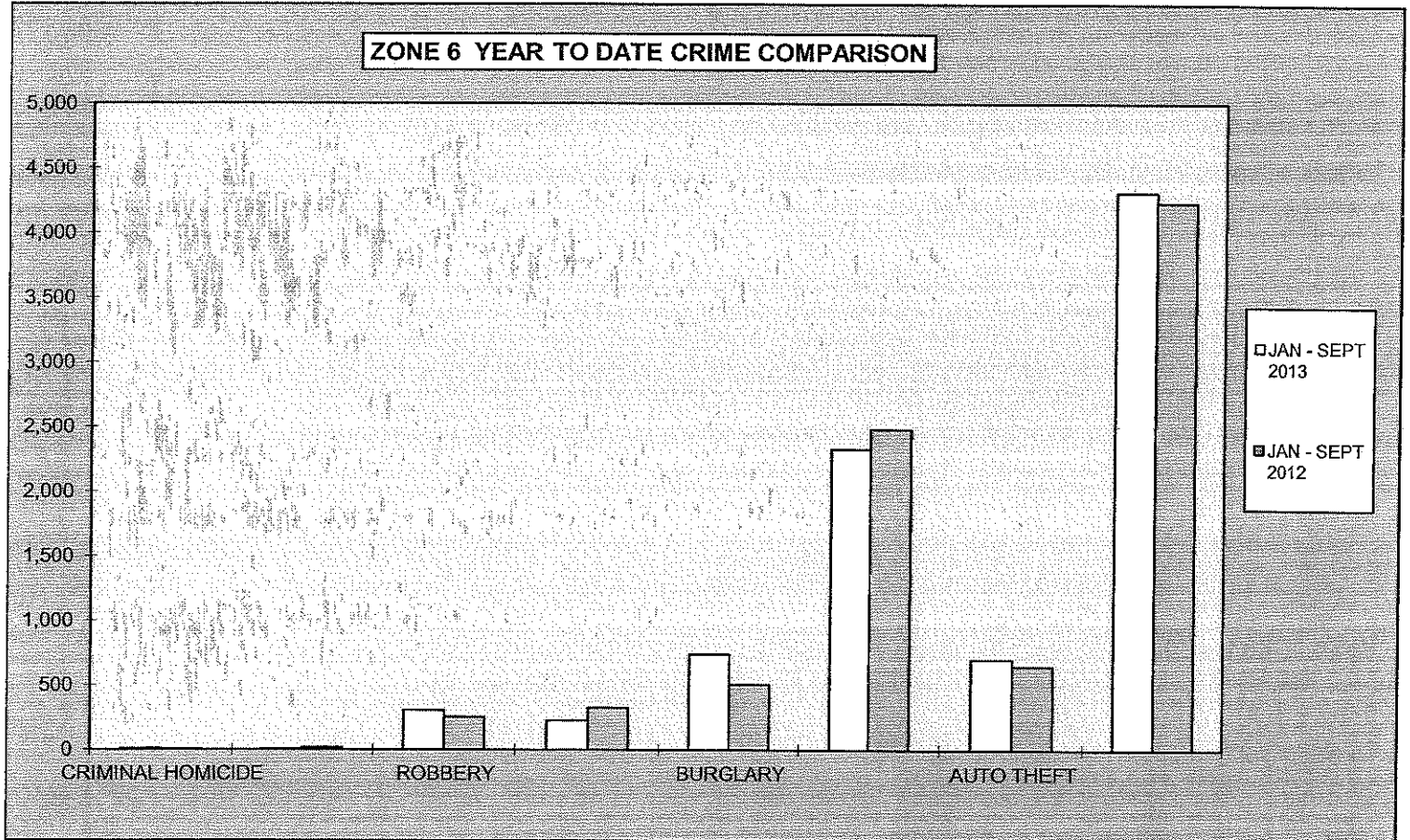
2013
MONTHLY CRIME COMPARISON

ZONE 6				
CRIME	SEPT. 2013	SEPT. 2012	# DIFFERENCE	% DIFFERENCE
CRIMINAL HOMICIDE	3	0	3	100%
RAPE	1	3	-2	-67%
ROBBERY	27	33	-6	-18%
AGG. ASSAULT	25	41	-16	-39%
BURGLARY	81	76	5	7%
RESIDENCE	79	64	15	23%
NON-RESIDENCE	2	12	-10	-83%
LARCENY	253	266	-13	-5%
POCKETPICKING	0	1	-1	-100%
PURSE SNATCHING	6	2	4	200%
SHOPLIFTING	40	44	-4	-9%
FROM MOTOR VEHICLES	150	147	3	2%
MOTOR VEH. PARTS/ACCESSORIES	19	20	-1	-5%
BICYCLES	7	9	-2	-22%
FROM BUILDINGS	8	21	-13	-62%
FROM COIN OPERATED MACHINES	0	0	0	0%
ALL OTHER	23	22	1	5%
AUTO THEFT	48	76	-28	-37%
TOTAL	438	495	-57	-12%



**2013
YEAR TO DATE CRIME COMPARISON**

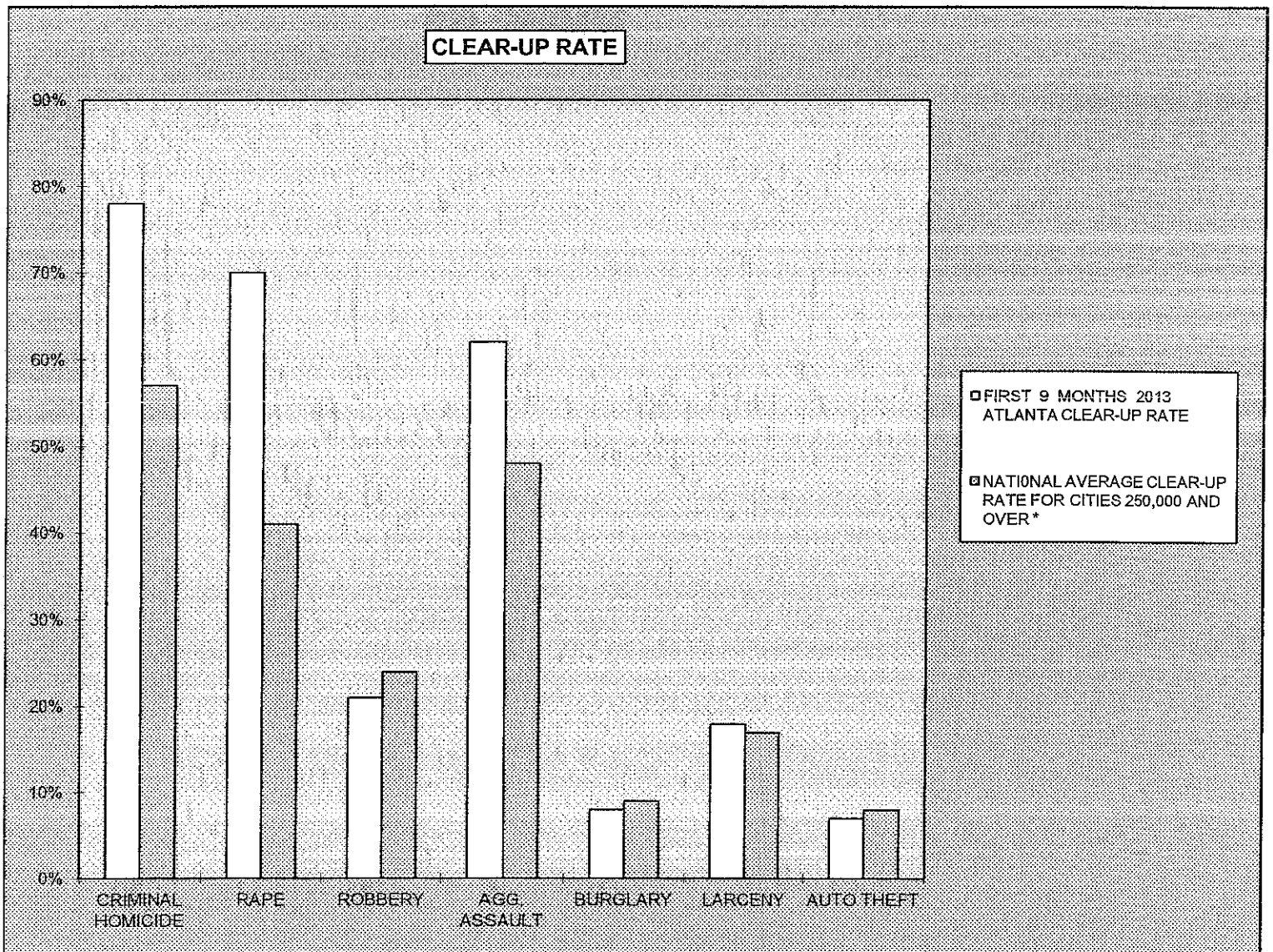
ZONE 6				
CRIME	JAN - SEPT 2013	JAN - SEPT 2012	# DIFFERENCE	% DIFFERENCE
CRIMINAL HOMICIDE	9	5	4	80%
RAPE	4	16	-12	-75%
ROBBERY	305	253	52	21%
AGG. ASSAULT	225	325	-100	-31%
BURGLARY	738	505	233	46%
RESIDENCE	622	410	212	52%
NON-RESIDENCE	116	95	21	22%
LARCENY	2,328	2,481	-153	-6%
POCKETPICKING	13	4	9	225%
PURSE SNATCHING	60	85	-25	-29%
SHOPLIFTING	329	438	-109	-25%
FROM MOTOR VEHICLES	1,307	1,243	64	5%
MOTOR VEH. PARTS/ACCESSORIES	167	205	-38	-19%
BICYCLES	61	44	17	39%
FROM BUILDINGS	121	183	-62	-34%
FROM COIN OPERATED MACHINES	0	0	0	0%
ALL OTHER	270	279	-9	-3%
AUTO THEFT	703	649	54	8%
TOTAL	4,312	4,234	78	2%



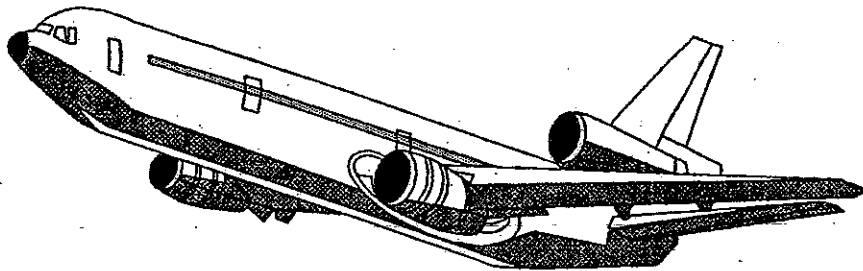
**2013
CRIME COMPARISON
CLEAR-UP RATE**

CRIME	FIRST 9 MONTHS 2013 ATLANTA CLEAR-UP RATE	NATIONAL AVERAGE CLEAR-UP RATE FOR CITIES 250,000 AND OVER *
CRIMINAL HOMICIDE	78%	57%
RAPE	70%	41%
ROBBERY	21%	24%
AGG. ASSAULT	62%	48%
BURGLARY	8%	9%
LARCENY	18%	17%
AUTO THEFT	7%	8%

* National Average for Cities 250,000 and Over Based on Latest Annual (2012) FBI Uniform Crime Report



APD



The Atlanta Airport
UNIFORM CRIME REPORTING



SEPTEMBER 2013

SUPPORT SERVICES DIVISION
INFORMATION SERVICES SECTION

RETURN A - MONTHLY RETURN OF OFFENSES KNOWN TO THE POLICE
 This report is authorized by law Title 28, Section 534, U. S. Code. While you are not required to respond, your cooperation in forwarding this report by the 7th day after the close of the month to Uniform Crime Reports, Federal Bureau of Investigation, Washington, D.C. 20535, will assist in compiling comprehensive, accurate national crime figures on a timely basis.

1 CLASSIFICATION OF OFFENSES	DATE	2 OFFENSES REPORTED OR KNOWN TO POLICE (INCLUDE "UNFOUNDED" AND ATTEMPTS)	3 UNFOUNDED, I.E., FALSE OR BASELESS COMPLAINTS	4 NUMBER OF ACTUAL OFFENSES (COLUMN 2 MINUS COLUMN 3) INCLUDE ATTEMPTS	5 TOTAL OFFENSES CLEARED BY ARREST OR EXCEPTIONAL MEANS (INCLUDES COL. 6)	6 NUMBER OF CLEARANCES INVOLVING ONLY PERSONS UNDER 18 YEARS OF AGE
1. CRIMINAL HOMICIDE						
a. MURDER AND NONNEGLIGENT HOMICIDE	11	0	0	0	0	0
b. MANSLAUGHTER BY NEGLIGENCE	12					
2. FORCIBLE RAPE TOTAL	20	0	0	0	0	0
a. Rape by Force	21	0	0	0	0	0
b. Attempts to commit Forcible Rape	22	0	0	0	0	0
3. ROBBERY TOTAL	30	0	0	0	0	0
a. Firearm	31	0	0	0	0	0
b. Knife or Cutting Instrument	32	0	0	0	0	0
c. Other Dangerous Weapon	33	0	0	0	0	0
d. Strong-Arm (Hands, Fists, Feet, etc.)	34	0	0	0	0	0
4. ASSAULT TOTAL	40	1	0	1	2	0
a. Firearm	41	0	0	0	0	0
b. Knife or cutting instrument	42	0	0	0	0	0
c. Other Dangerous Weapon	43	0	0	0	0	0
d. Strong-Arm	44	0	0	0	0	0
e. Other Assaults - Simple, Not Aggravated	45	1	0	1	2	0
5. BURGLARY TOTAL	50	1	0	1	0	0
a. Forcible Entry	51	1	0	1	0	0
b. Unlawful Entry - No Force	52	0	0	0	0	0
c. Attempted Forcible Entry	53	0	0	0	0	0
6. LARCENY THEFT TOTAL (except Motor Vehicle Theft)	60	17	0	17	2	0
7. MOTOR VEHICLE THEFT TOTAL	70	4	0	4	0	0
a. Autos	71	4	0	4	0	0
b. Trucks and Buses	72	0	0	0	0	0
c. Other Vehicles	73	0	0	0	0	0
GRAND TOTAL	77	23	0	23	4	0

CHECKING ANY OF THE APPROPRIATE BLOCKS BELOW WILL ELIMINATE YOUR NEED TO SUBMIT REPORTS WHEN THE VALUES ARE ZERO. THIS WILL ALSO AID THE NATIONAL PROGRAM IN ITS QUALITY CONTROL EFFORTS.

NO SUPPLEMENTARY HOMICIDE REPORT SUBMITTED SINCE NO MURDERS, JUSTIFIABLE HOMICIDES, OR MANSLAUGHTER BY NEGLIGENCE OCCURRED IN THIS JURISDICTION DURING THE MONTH.

NO SUPPLEMENT TO RETURN A REPORT SINCE NO CRIME OFFENSES OR RECOVERY OF PROPERTY REPORTED DURING THE MONTH.

NO LAW ENFORCEMENT OFFICERS KILLED OR ASSAULTED REPORT SINCE NONE OF THE OFFICERS WERE ASSAULTED OR KILLED DURING THE MONTH.

NO AGE, SEX, AND RACE OF PERSONS ARRESTED UNDER 18 YEARS OF AGE REPORT SINCE NO ARRESTS OF PERSONS WITHIN THIS AGE GROUP.

NO AGE, SEX, AND RACE OF PERSONS ARRESTED 18 YEARS OF AGE AND OVER REPORT SINCE NO ARRESTS OF PERSONS WITHIN THIS AGE GROUP.

NO MONTHLY RETURN OF ARSON OFFENSES KNOWN TO LAW ENFORCEMENT REPORT SINCE NO ARSONS OCCURRED.

DO NOT USE THIS SPACE

	INITIALS
RECORDED	
EDITED	
ENTERED	
ADJUSTED	
LINKED	

* TOTALS INCLUDE PREVIOUS OFFENSES

SEPTEMBER 2013

Month and Year of Report

GA 060240X

Agency Identifier

OCTOBER 14, 2013

Date

ATLANTA AIRPORT POLICE - GEORGIA

Agency and State

Nail J. K... LIEUTENANT

Prepared By

Title

GR Turner

CHIEF

Chief, Commissioner, Sheriff, or Superintendent

SSD/10-14-13

PROPERTY STOLEN BY CLASSIFICATION

CLASSIFICATION	DATA ENTRY	Number of Actual Offenses (Column 4 Return A)	Monetary Value of Property Stolen
1. MURDER AND NONNEGLIGENT MANSLAUGHTER	12	0	0.00
2. FORCIBLE RAPE	20	0	0.00
3. ROBBERY			
(a) HIGHWAY (streets, alleys, etc.)	31	0	0.00
(b) COMMERCIAL HOUSE (except c, d, and f)	32	0	0.00
(c) GAS OR SERVICE STATION	33	0	0.00
(d) CONVENIENCE STORE	34	0	0.00
(e) RESIDENCE (anywhere on premises)	35	0	0.00
(f) BANK	36	0	0.00
(g) MISCELLANEOUS	37	0	0.00
TOTAL ROBBERY	30	0	\$ 0.00
5. BURGLARY - BREAKING OR ENTERING			
(a) RESIDENCE (dwelling)			
(1) NIGHT (6 p.m. - 6 a.m.)	51	0	0.00
(2) DAY (6 a.m. - 6 p.m.)	52	0	0.00
(3) UNKNOWN	53	0	0.00
(b) NON-RESIDENCE (store, office, etc.)			
(1) NIGHT (6 p.m. - 6 a.m.)	54	0	0.00
(2) DAY (6 a.m. - 6 p.m.)	55	1	2,530.00
(3) UNKNOWN	56	0	0.00
TOTAL BURGLARY	50	1	\$ 2,530.00
6. LARCENY - THEFT (Except Motor Vehicle Theft)			
(a) \$200 AND OVER	61	10	9,644.00
(b) \$50 TO \$200	62	1	150.00
(c) UNDER \$50	63	6	22.00
TOTAL LARCENY (Same as Item 6X)	60	17	\$ 9,816.00
7. MOTOR VEHICLE THEFT (Include Alleged Joy Ride)	70	4	80,825.00
GRAND TOTAL - ALL ITEMS	77		\$ 93,171.00
ADDITIONAL ANALYSIS OF LARCENY AND MOTOR VEHICLE THEFT			
6X. NATURE OF LARCENIES UNDER ITEM 6			
(a) POCKET-PICKING	81	0	0.00
(b) PURSE-SNATCHING	82	0	0.00
(c) SHOPLIFTING	83	1	660.00
(d) FROM MOTOR VEHICLES (except e)	84	1	400.00
(e) MOTOR VEHICLE PARTS AND ACCESSORIES	85	1	971.00
(f) BICYCLES	86	0	0.00
(g) FROM BUILDING (except c and h)	87	5	5,135.00
(h) FROM ANY COIN-OPERATED MACHINES (parking meters, etc.)	88	0	0.00
(i) ALL OTHER	89	9	2,650.00
TOTAL LARCENIES (Same as item 6)	80	17	\$ 9,816.00
7X. MOTOR VEHICLES RECOVERED			
(a) STOLEN LOCALLY AND RECOVERED LOCALLY	91	0	
(b) STOLEN LOCALLY AND RECOVERED BY OTHER JURISDICTIONS	92	3	
(c) TOTAL LOCALLY STOLEN MOTOR VEHICLES RECOVERED (a & b)	93	3	
(d) STOLEN IN OTHER JURISDICTIONS AND RECOVERED LOCALLY	90	5	

SUPPLEMENT TO RETURN A
MONTHLY RETURN OF OFFENSES KNOWN TO THE POLICE

1-706 (Rev.8-30-94)
Form Approved
OMB No. 1110-0007

This report is authorized by law, Title 28, Section 534, U. S. Code. While you are not required to respond, your cooperation in submitting this report with the Return A will assist the FBI in compiling comprehensive, accurate figures on a timely basis.

This form deals with the nature of crime and the monetary value of property stolen and recovered. The total offenses recorded on the form should be the same as the number of actual offenses listed in Column 4 of the Return A for each crime class. Include attempted crimes on this form, but do not include unfounded offenses. If you cannot complete the report in all areas, please record as much information as is available. Tally sheets will be sent upon request.

PROPERTY BY TYPE AND VALUE

Type of Property (1)	Data Entry	Monetary Value of Property Stolen in Your Jurisdiction	
		Stolen (2)	Recovered (3)
(A) Currency, Notes, Etc.	01	\$ 200.00	0.00
(B) Jewelry and Precious Metals	02	1,815.00	0.00
(C) Clothing and Furs	03	40.00	0.00
(D) Locally Stolen Motor Vehicles	04	80,825.00	55,000.00
(E) Office Equipment	05	0.00	0.00
(F) Televisions, Radios, Stereos, Etc.	06	5,945.00	0.00
(G) Firearms	07	0.00	0.00
(H) Household Goods	08	0.00	0.00
(I) Consumable Goods	09	0.00	0.00
(J) Livestock	10	0.00	0.00
(K) Miscellaneous	11	4,346.00	0.00
TOTAL	00	\$ 93,171.00	\$ 55,000.00

The total of this column should agree with the Grand Total (DATA ENTRY 77) shown on page 2.

Include in this column all property recovered even though stolen in prior months. The above is an accounting for only that property stolen in your jurisdiction. This will include property recovered for you by other jurisdictions, but not property you recover for them.

OCTOBER 14, 2013

DATE

Nail J. K...

LIEUTENANT

PREPARED BY

TITLE

GN Tavern...

CHIEF

CHIEF, COMMISSIONER, SHERIFF OR SUPERINTENDENT

SEPTEMBER 2013

Month and Year of Report

GA 060240X

Agency Identifier

ATLANTA AIRPORT POLICE - GEORGIA

Agency and State

LAW ENFORCEMENT OFFICERS KILLED OR ASSAULTED

It is requested this report be completed and transmitted with monthly crime reports to: Director, Federal Bureau of Investigation, Uniform Crime Reports, Washington, D. C. 20535. This form should be used to report the number of your officers who were assaulted or killed in the line of duty during the month. Additional information concerning officers killed will be requested by a separate questionnaire.

OFFICERS KILLED Number of your law enforcement officers killed in the line of duty this month.	By felonious act <u> 0 </u> By accident or negligence <u> 0 </u>
--	---

Officers Assaulted (Do not include officers killed) - See other side for instructions.

Type of Activity	Total Assaults by Weapon	Type of Weapon					Type of Assignment							
		Firearm	Knife or		Other Dangerous Weapon	Hands, Fists, Feet, etc.	Two-Officer Vehicle	One-Officer Vehicle		Detective or Special Assign.		Other		Police Assaults Cleared
			Other Cutting Instrument	Other				Alone	As- sisted	Alone	As- sisted	Alone	As- sisted	
A	B	C	D	E	F	G	H	I	J	K	L	M		
1. Responding to "Disturbance" calls (family quarrels, man with gun, etc.)	0													
2. Burglaries in progress or pursuing burglary suspects	0													
3. Robberies in progress or pursuing robbery suspects	0													
4. Attempting other arrests	0													
5. Civil disorder (riot, mass disobedience)	0													
6. Handling, transporting, custody of prisoners	0													
7. Investigating suspicious persons or circumstances	2				2		2						2	
8. Ambush - no warning	0													
9. Mentally deranged	0													
10. Traffic pursuits and stops	0													
11. All Other	0													
12. TOTAL (1-11)	2	0	0	0	2	0	0	2	0	0	0	0	2	
13. Number with personal injury	0													
14. Number without personal injury	2				2									
15. Time of assaults	AM				2									
	PM													

DO NOT WRITE HERE	
Recorded	Initials
Edited	
Punched	
Verified	
Adjusted	
DOJ/FBI	

12:01 2:00 4:00 6:00 8:00 10:00 12:00

SEPTMBER 2013 <small>Month and Year</small>	GA 060240X <small>Agency Identifier</small>	<i>Nail J. King</i> <small>Prepared By</small>	LIEUTENANT <small>Title</small>
ATLANTA AIRPORT POLICE <small>Agency</small>	GEORGIA <small>State</small>	<i>Gr. Travis</i> <small>Chief, Sheriff, Commissioner, Superintendent</small>	CHIEF <small>Title</small>

ATLANTA AIRPORT POLICE
AGE, SEX, AND RACE OF PERSONS ARRESTED
17 YEARS OF AGE AND OVER

MONTH SEPTEMBER

YEAR 2013

-37-

CLASSIFICATION OF OFFENSES	SEX	AGE OF PERSON ARRESTED															TOTAL	RACE				ETHNIC		
		17	18	19	20	21	22	23	24 29	30 34	35 39	40 44	45 49	50 54	55 59	60 64		65 UP	White	Black	Native Amer.	Asian/Pacific	Whi. Hispanic	Blck Hispanic
Murder/Nonnegligent Manslaughter	M																	0						
	F																	0						
Manslaughter by Negligence	M																	0						
	F																	0						
Forcible Rape	M																	0						
	F																	0						
Robbery	M																	0						
	F																	0						
Aggravated Assault	M																	0						
	F																	0						
Burglary- Breaking or Entering	M																	0						
	F																	0						
Larceny - Theft (except Motor Vehicle Theft)	M									1		1						2						
	F																	0		2				
Motor Vehicle Theft	M																	0						
	F																	0						
Other Assaults	M												1					1						
	F								1									1	2					
Arson	M																	0						
	F																	0						
Forgery and Counterfeiting	M																	0						
	F																	0						
Fraud	M																	0						
	F																	0						
Embezzlement	M											1						1						
	F																	0		1				
Stolen Property, Buying, Receiving, Possessing	M					1												1						
	F																	0	1					
Vandalism	M			1														1						
	F																	0	1					
Weapons	M								1			1	2		2	1		7						
	F								1			1	2					4	7	3		1		

ATLANTA AIRPORT POLICE
AGE, SEX, AND RACE OF PERSONS ARRESTED
17 YEARS OF AGE AND OVER

MONTH SEPTEMBER

YEAR 2013

CLASSIFICATION OF OFFENSES	SEX	AGE OF PERSON ARRESTED																TOTAL	RACE				ETHNIC	
		17	18	19	20	21	22	23	24 29	30 34	35 39	40 44	45 49	50 54	55 59	60 64	65 UP		White	Black	Native Amer.	Asian/Pacific	Whi. Hispanic	Blck Hispanic
Prostitution and Commercialized Vice	M																	0						
	F																	0						
Sex Offenses (except Rape and Prostitution)	M																	0						
	F																	0						
Drug Abuse Violations Grand Total	M	0	0	0	0	0	0	0	0	0	0	1	0	0	0	0	0	1						
	F	0	0	0	0	0	0	0	0	0	0	0	0	0	0	0	0	0	1	0	0	0	0	0
(1) Sale/Manufacturing Subtotal	M	0	0	0	0	0	0	0	0	0	0	0	0	0	0	0	0	0						
	F	0	0	0	0	0	0	0	0	0	0	0	0	0	0	0	0	0	0	0	0	0	0	0
Opium or Cocaine and their derivatives	M																	0						
	F																	0						
Marijuana	M																	0						
	F																	0						
Synthetic Narcotics	M																	0						
	F																	0						
Other Dangerous Non-Narcotic Drugs	M																	0						
	F																	0						
(2) Possession Subtotal	M	0	0	0	0	0	0	0	0	0	1	0	0	0	0	0	0	1						
	F	0	0	0	0	0	0	0	0	0	0	0	0	0	0	0	0	0	1	0	0	0	0	0
Opium or Cocaine and their derivatives	M																	0						
	F																	0						
Marijuana	M										1							1						
	F																	0	1					
Synthetic Narcotics	M																	0						
	F																	0						
Other Dangerous Non-Narcotic Drugs	M																	0						
	F																	0						
Gambling Total	M	0	0	0	0	0	0	0	0	0	0	0	0	0	0	0	0	0						
	F	0	0	0	0	0	0	0	0	0	0	0	0	0	0	0	0	0	0	0	0	0	0	0
Bookmaking	M																	0						
	F																	0						
Numbers and Lottery	M																	0						
	F																	0						

- 37 a -

ATLANTA AIRPORT POLICE
AGE, SEX, AND RACE OF PERSONS ARRESTED
17 YEARS OF AGE AND OVER

MONTH SEPTEMBER

YEAR 2013

CLASSIFICATION OF OFFENSES	SEX	AGE OF PERSON ARRESTED																TOTAL	RACE				ETHNIC	
		17	18	19	20	21	22	23	24 29	30 34	35 39	40 44	45 49	50 54	55 59	60 64	65 UP		White	Black	Native Amer.	Asian/Pacific	Whi. Hispanic	Blck Hispanic
All Other Gambling	M																	0						
	F																	0						
Offenses Against Family And Children	M																	0						
	F																	0						
Driving Under the Influence	M																	0						
	F																	0						
Liquor Laws	M																	0						
	F																	0						
Drunkenness	M										1							1						
	F							2										2	3					
Disorderly Conduct	M																	0						
	F									1								1	1					
Vagrancy	M																	0						
	F																	0						
All Other Offenses (except Traffic)	M							1	2	4	2	6	5	8	11	5	1	45						
	F							1		1	1	1				1		5	1	48		1		
Suspicion	M																	0						
	F																	0						
TOTAL		0	0	1	0	1	0	3	6	5	5	11	10	10	13	7	1	73	17	54	0	2	0	0

-37b-

SEPTEMBER 2013

Month and Year of Report

GA 060240X

Agency Identifier

OCTOBER 14, 2013

Date

Nail J. K...

Prepared By

LIEUTENANT

Title

ATLANTA AIRPORT POLICE - GEORGIA

Agency and State

Griff Tucker

Chief, Commissioner, Sheriff, or Superintendent

CHIEF

**ATLANTA AIRPORT POLICE
AGE, SEX, AND RACE OF PERSONS ARRESTED
16 YEARS OF AGE AND UNDER**

MONTH SEPTEMBER

YEAR 2013

CLASSIFICATION OF OFFENSES	SEX	AGE						RACE				ETHNIC		
		0	10	13	15	16	TOTAL	White	Black	Native Amer.	Asian/Pacific	Whi. Hispanic	Blck Hispanic	
		9	12	14										
Murder/Nonnegligent Manslaughter	01a	M					0							
	F						0							
Manslaughter by Negligence	01b	M					0							
	F						0							
Forcible Rape	02	M					0							
	F						0							
Robbery	03	M					0							
	F						0							
Aggravated Assault	04	M					0							
	F						0							
Burglary- Breaking or Entering	05	M					0							
	F						0							
Larceny - Theft (except Motor Vehicle Theft)	06	M					0							
	F						0							
Motor Vehicle Theft	07	M					0							
	F						0							
Other Assaults	08	M					0							
	F						0							
Arson	09	M					0							
	F						0							
Forgery and Counterfeiting	10	M					0							
	F						0							
Fraud	11	M					0							
	F						0							
Embezzlement	12	M					0							
	F						0							
Stolen Property; Buying, Receiving, Possessing	13	M					0							
	F						0							
Vandalism	14	M					0							
	F						0							
Weapons	15	M					0							
	F						0							
Prostitution and Commercialized Vice	16	M					0							
	F						0							

-37c-

**ATLANTA AIRPORT POLICE
AGE, SEX, AND RACE OF PERSONS ARRESTED
16 YEARS OF AGE AND UNDER**

MONTH SEPTEMBER

YEAR 2013

CLASSIFICATION OF OFFENSES	SEX	AGE						RACE				ETHNIC		
		0	10	13	15	16	TOTAL	White	Black	Native Amer.	Asian/Pacific	Whi. Hispanic	Blck Hispanic	
		9	12	14										
Sex Offenses (except Rape and Prostitution)	17	M					0							
	F						0							
Drug Abuse Violations	18	M	0	0	0	0	0							
	Grand Total	F	0	0	0	0	0	0	0	0	0	0	0	0
(1) Sale/Manufacturing	180	M	0	0	0	0	0							
	Subtotal	F	0	0	0	0	0	0	0	0	0	0	0	0
Opium or Cocaine and their Derivatives	a	M					0							
	F						0							
Marijuana	b	M					0							
	F						0							
Synthetic Narcotics	c	M					0							
	F						0							
Other Dangerous Non-Narcotic Drugs	d	M					0							
	F						0							
(2) Possession	185	M	0	0	0	0	0							
	Subtotal	F	0	0	0	0	0	0	0	0	0	0	0	0
Opium or Cocaine and their Derivatives	e	M					0							
	F						0							
Marijuana	f	M					0							
	F						0							
Synthetic Narcotics	g	M					0							
	F						0							
Other Dangerous Non-Narcotic Drugs	h	M					0							
	F						0							
Gambling	19	M	0	0	0	0	0							
	Total	F	0	0	0	0	0	0	0	0	0	0	0	0
Bookmaking	a	M					0							
	F						0							
Numbers and Lottery	b	M					0							
	F						0							
All Other Gambling	c	M					0							
	F						0							
Offenses Against Family and Children	20	M					0							
	F						0							

-37d-

ATLANTA AIRPORT POLICE
 AGE, SEX, AND RACE OF PERSONS ARRESTED
 16 YEARS OF AGE AND UNDER

MONTH SEPTEMBER

YEAR 2013

CLASSIFICATION OF OFFENSES	SEX	AGE						RACE				ETHNIC	
		0 9	10 12	13 14	15	16	TOTAL	White	Black	Native Amer.	Asian/Pacific	Whi. Hispanic	Blck Hispanic
Driving Under the Influence 21	M						0						
	F						0						
Liquor Laws 22	M						0						
	F						0						
Drunkenness 23	M						0						
	F						0						
Disorderly Conduct 24	M						0						
	F						0						
Vagrancy 25	M						0						
	F						0						
All Other Offenses (except Traffic) 26	M						0						
	F						0						
Suspicion 27	M						0						
	F						0						
Curfew and Loitering 28	M						0						
	F						0						
Run-Aways 29	M						0						
	F						0						
Total		0	0	0	0	0	0	0	0	0	0	0	0

-37e-

SEPTEMBER 2013
 Month and Year of Report

GA 060240X
 Agency Identifier

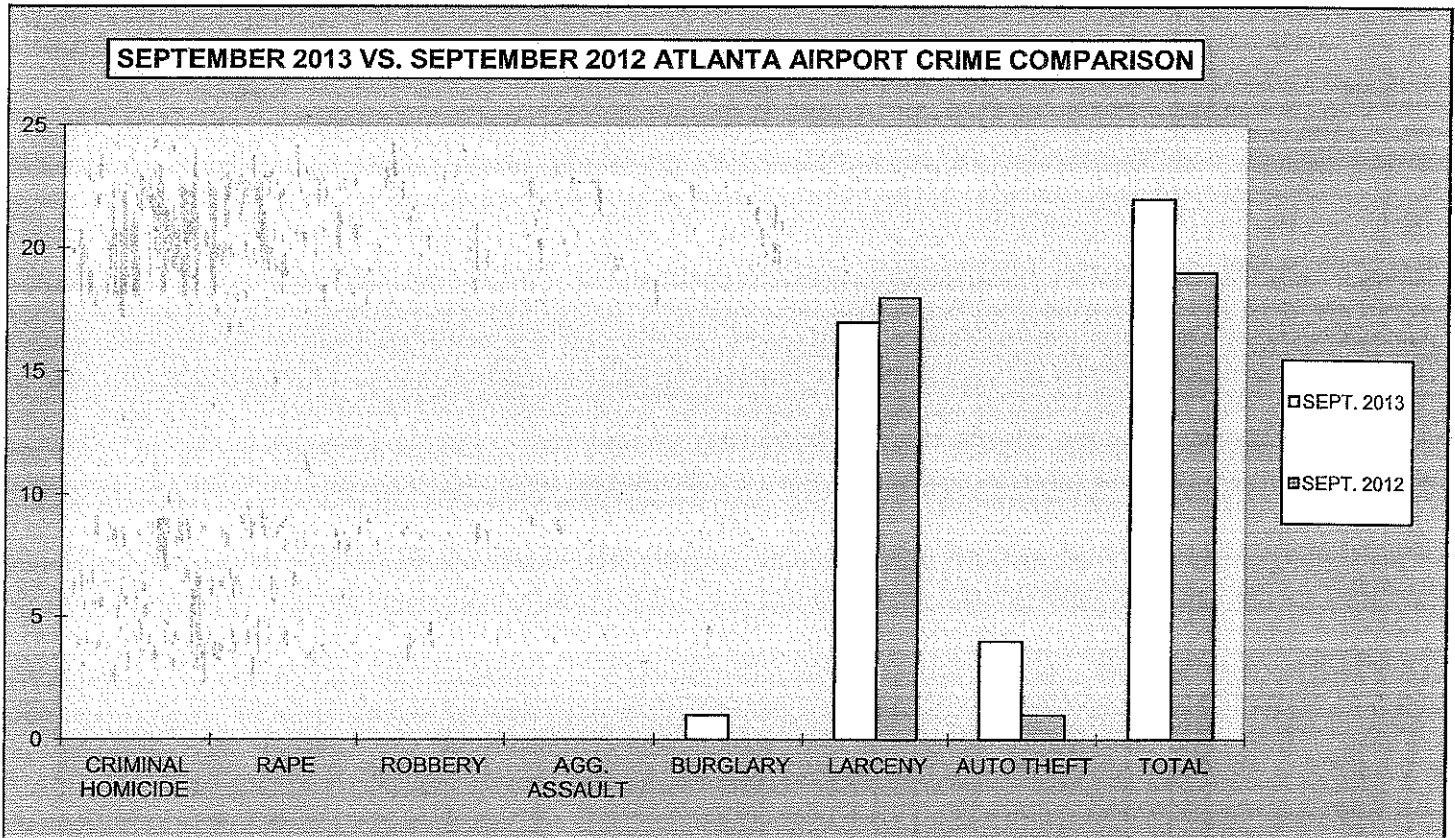
OCTOBER 14, 2013
 Date

ATLANTA AIRPORT POLICE - GEORGIA
 Agency and State

Nail J. Klay LIEUTENANT
 Prepared By
GA Turner CHIEF
 Chief, Commissioner, Sheriff, or Superintendent

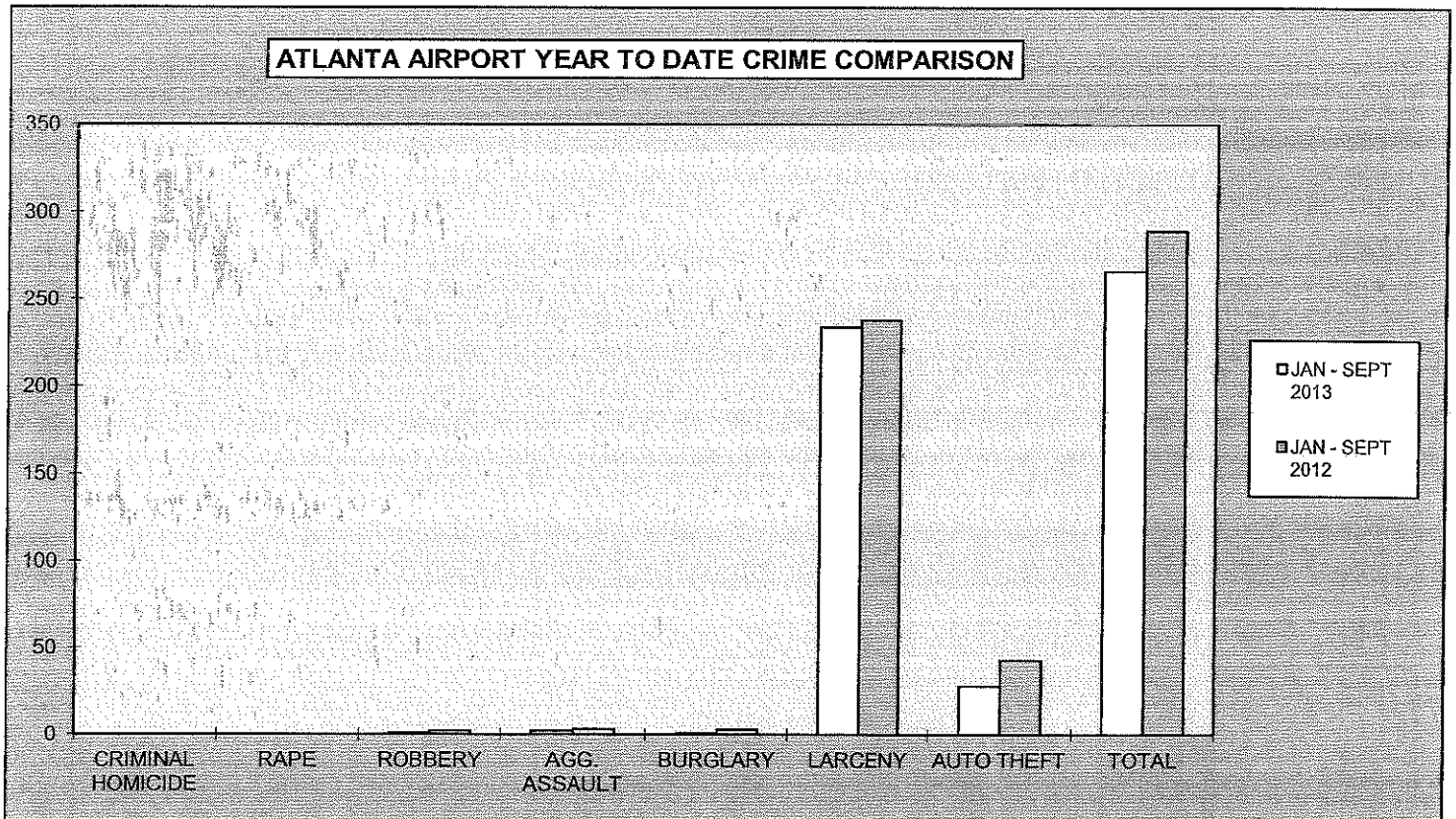
2013
**ATLANTA AIRPORT
 MONTHLY CRIME COMPARISON**

CRIME	SEPT. 2013	SEPT. 2012	# DIFFERENCE	% DIFFERENCE
CRIMINAL HOMICIDE	0	0	0	0%
RAPE	0	0	0	0%
ROBBERY	0	0	0	0%
AGG. ASSAULT	0	0	0	0%
BURGLARY	1	0	1	100%
RESIDENCE	0	0	0	0%
NON-RESIDENCE	1	0	1	100%
LARCENY	17	18	-1	-6%
POCKETPICKING	0	0	0	0%
PURSE SNATCHING	0	0	0	0%
SHOPLIFTING	1	0	1	100%
FROM MOTOR VEHICLES	1	2	-1	-50%
MOTOR VEH. PARTS/ACCESSORIES	1	2	-1	-50%
BICYCLES	0	0	0	0%
FROM BUILDINGS	5	3	2	67%
FROM COIN OPERATED MACHINES	0	1	-1	-100%
ALL OTHER	9	10	-1	-10%
AUTO THEFT	4	1	3	300%
TOTAL	22	19	3	16%



2013
ATLANTA AIRPORT
YEAR TO DATE CRIME COMPARISON

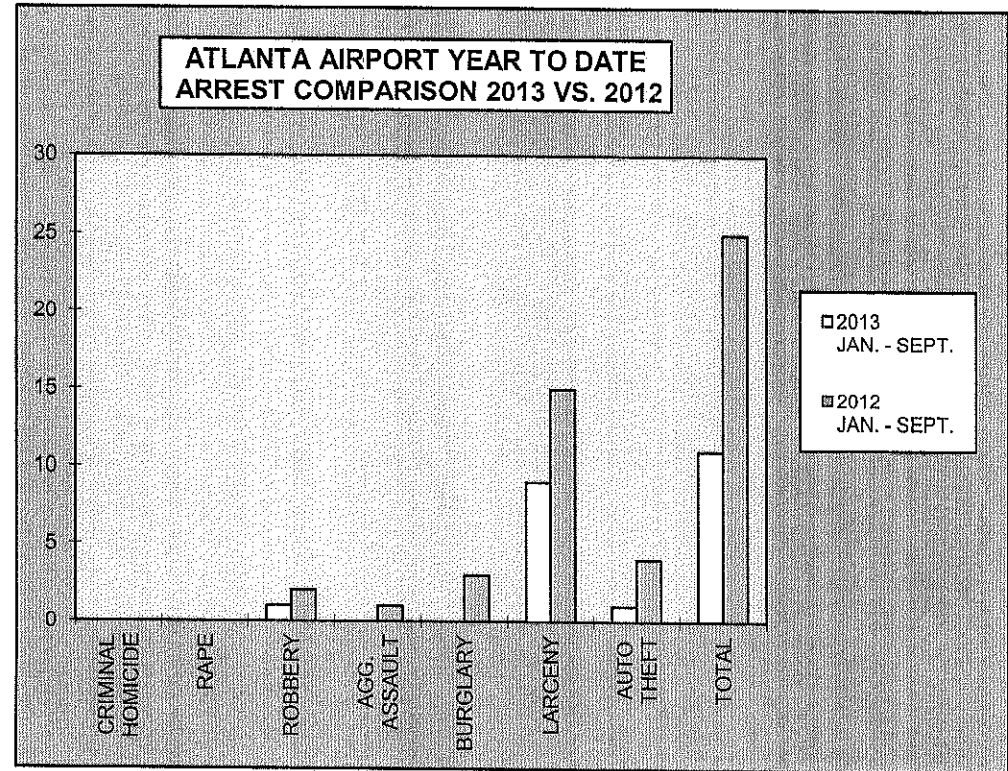
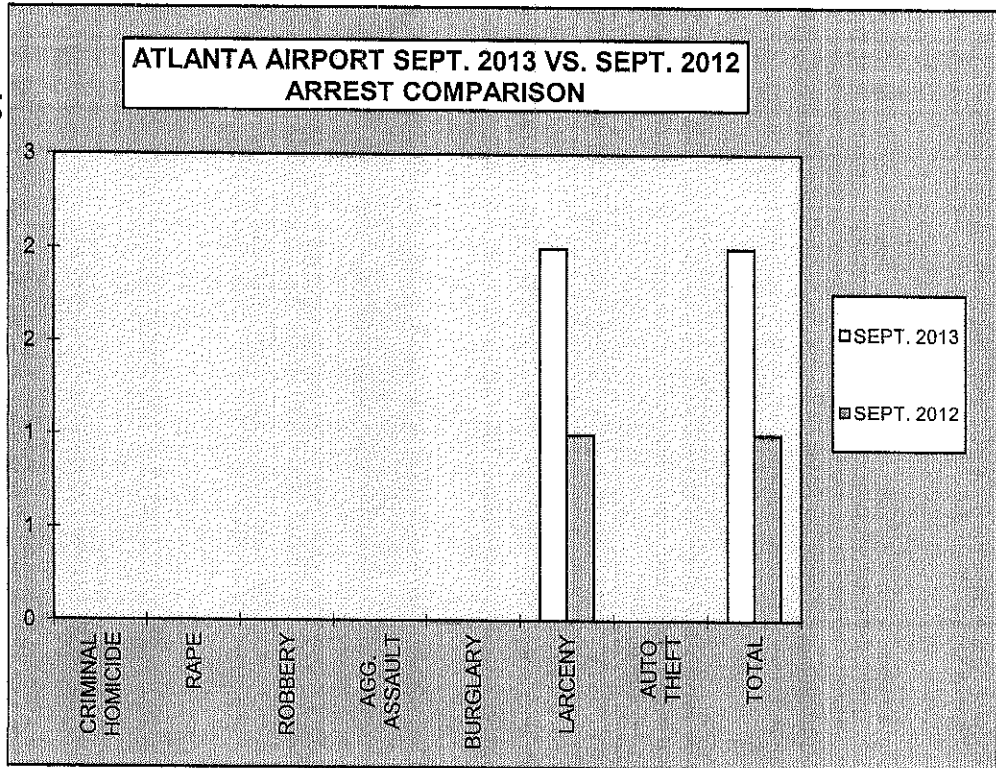
FIRST 9 MONTHS				
CRIME	JAN - SEPT 2013	JAN - SEPT 2012	# DIFFERENCE	% DIFFERENCE
CRIMINAL HOMICIDE	0	0	0	0%
RAPE	0	0	0	0%
ROBBERY	1	2	-1	-50%
AGG. ASSAULT	2	3	-1	-33%
BURGLARY	1	3	-2	-67%
RESIDENCE	0	0	0	0%
NON-RESIDENCE	1	3	-2	-67%
LARCENY	234	238	-4	-2%
POCKETPICKING	0	3	-3	-100%
PURSE SNATCHING	2	1	1	100%
SHOPLIFTING	3	8	-5	-63%
FROM MOTOR VEHICLES	14	40	-26	-65%
MOTOR VEH. PARTS/ACCESSORIES	9	27	-18	-67%
BICYCLES	2	0	2	100%
FROM BUILDINGS	69	58	11	19%
FROM COIN OPERATED MACHINES	0	4	-4	-100%
ALL OTHER	135	97	38	39%
AUTO THEFT	28	43	-15	-35%
TOTAL	266	289	-23	-8%



**2013
ATLANTA AIRPORT
ARREST COMPARISON**

SEPTEMBER ARREST COMPARISON				
CRIME	SEPT. 2013	SEPT. 2012	# DIFFERENCE	% DIFFERENCE
CRIMINAL HOMICIDE	0	0	0	0%
RAPE	0	0	0	0%
ROBBERY	0	0	0	0%
AGG. ASSAULT	0	0	0	0%
BURGLARY	0	0	0	0%
LARCENY	2	1	1	100%
AUTO THEFT	0	0	0	0%
TOTAL	2	1	1	100%

FIRST 9 MONTHS ARREST COMPARISON				
CRIME	2013 JAN. - SEPT.	2012 JAN. - SEPT.	# DIFFERENCE	% DIFFERENCE
CRIMINAL HOMICIDE	0	0	0	0%
RAPE	0	0	0	0%
ROBBERY	1	2	-1	-50%
AGG. ASSAULT	0	1	-1	-100%
BURGLARY	0	3	-3	-100%
LARCENY	9	15	-6	-40%
AUTO THEFT	1	4	-3	-75%
TOTAL	11	25	-14	-56%



2013
ATLANTA AIRPORT
CLEAR-UP RATE

CRIME	ATLANTA AIRPORT SEPT. 2013 CLEAR-UP RATE	ATLANTA AIRPORT SEPT. 2012 CLEAR-UP RATE
CRIMINAL HOMICIDE	0%	0%
RAPE	0%	0%
ROBBERY	0%	0%
AGG. ASSAULT	0%	0%
BURGLARY	0%	0%
LARCENY	12%	11%
AUTO THEFT	0%	0%

