

UNIFORM CRIME REPORTING

ATLANTA POLICE DEPARTMENT

226 PEACHTREE STREET, SW

ATLANTA, GEORGIA 30303



APRIL 2012

SUPPORT SERVICES DIVISION

INFORMATION SERVICES SECTION

TABLE OF CONTENTS

	Page
U. C. R. COMPARATIVE CRIME REPORT -----	1
RETURN A - MONTHLY RETURN OF OFFENSES KNOWN TO THE POLICE -----	2
PROPERTY STOLEN BY CLASSIFICATION -----	3
	3a
LAW ENFORCEMENT OFFICERS KILLED OR ASSAULTED -----	4
MONTHLY RETURN OF ARSON OFFENSES KNOWN TO LAW ENFORCEMENT -----	5
POLICE DISPOSITION OF JUVENILES -----	6
SUPPLEMENTARY HOMICIDE REPORT -----	7
SEX AND RACE OF PERSONS ARRESTED -----	8
	8a-8e
HOMICIDE COMPARISON REPORT -----	9
HOMICIDE BREAKDOWN REPORT -----	10
SEVEN MAJOR CRIMES - MONTHLY CRIME COMPARISON -----	11
SEVEN MAJOR CRIMES - YEAR TO DATE CRIME COMPARISON -----	12
SEVEN MAJOR CRIMES ARREST MONTHLY AND YEAR TO DATE COMPARISON -----	13
CRIMES AGAINST PERSONS MONTHLY AND YEAR TO DATE COMPARISON -----	14
CRIMES AGAINST PROPERTY MONTHLY AND YEAR TO DATE COMPARISON -----	15
CRIMES AGAINST PERSONS & PROPERTY MONTHLY COMPARISON BY ZONES -----	16
CRIMES AGAINST PERSONS & PROPERTY YEAR TO DATE COMPARISON BY ZONES -----	17
SEVEN MAJOR CRIMES MONTHLY CRIME COMPARISON BY ZONES -----	18
SEVEN MAJOR CRIMES - YEAR TO DATE CRIME COMPARISON BY ZONES -----	19
SEVEN MAJOR CRIMES - MONTHLY CRIME COMPARISON - ZONE 1 -----	20
SEVEN MAJOR CRIMES - YEAR TO DATE CRIME COMPARISON - ZONE 1 -----	21
SEVEN MAJOR CRIMES - MONTHLY CRIME COMPARISON - ZONE 2 -----	22
SEVEN MAJOR CRIMES - YEAR TO DATE CRIME COMPARISON - ZONE 2 -----	23
SEVEN MAJOR CRIMES - MONTHLY CRIME COMPARISON - ZONE 3 -----	24
SEVEN MAJOR CRIMES - YEAR TO DATE CRIME COMPARISON - ZONE 3 -----	25
SEVEN MAJOR CRIMES - MONTHLY CRIME COMPARISON - ZONE 4 -----	26
SEVEN MAJOR CRIMES - YEAR TO DATE CRIME COMPARISON - ZONE 4 -----	27
SEVEN MAJOR CRIMES - MONTHLY CRIME COMPARISON - ZONE 5 -----	28
SEVEN MAJOR CRIMES - YEAR TO DATE CRIME COMPARISON - ZONE 5 -----	29
SEVEN MAJOR CRIMES - MONTHLY CRIME COMPARISON - ZONE 6 -----	30
SEVEN MAJOR CRIMES - YEAR TO DATE CRIME COMPARISON - ZONE 6 -----	31
CLEAR-UP RATE COMPARISON -----	32
ATLANTA AIRPORT -----	33
RETURN A - MONTHLY RETURN OF OFFENSES KNOWN TO THE POLICE -----	34
PROPERTY STOLEN BY CLASSIFICATION -----	35
	35a
SEX AND RACE OF PERSONS ARRESTED -----	36
	36a-36e
SEVEN MAJOR CRIMES - MONTHLY CRIME COMPARISON -----	37
SEVEN MAJOR CRIMES - YEAR TO DATE CRIME COMPARISON -----	38
SEVEN MAJOR CRIMES ARREST MONTHLY AND YEAR TO DATE COMPARISON -----	39
CLEAR-UP RATE COMPARISON -----	40

APRIL 2012
U.C.R. COMPARATIVE CRIME REPORT
SUPPORT SERVICES DIVISION
INFORMATION SERVICES SECTION

	APRIL 2012		APRIL 2011		COMPARATIVE ACTUAL	% CHANGE ACTUAL	COMPARATIVE CLEARED	% CHANGE CLEARED
	ACTUAL	CLEARED	ACTUAL	CLEARED				
MURDER	5	6	4	7	1	25%	-1	-14%
RAPE	15	7	22	11	-7	-32%	-4	-36%
ROBBERY	181	51	190	48	-9	-5%	3	6%
AGG. ASSAULT	321	196	329	221	-8	-2%	-25	-11%
BURGLARY - RESIDENCE	440		518		-78	-15%		
BURGLARY - NON-RESIDENCE	64	46	83	61	-19	-23%	-15	-25%
LARCENY - \$200 AND OVER	451		503		-52	-10%		
LARCENY - \$50 TO \$199	103	280	137	311	-34	-25%	-31	-10%
LARCENY - UNDER \$50	912		903		9	1%		
AUTO THEFT	355	21	410	42	-55	-13%	-21	-50%
TOTAL	2,847		3,099		-252	-8%		
AUTOS RECOVERED	56		54		2	4%		

	2012 JANUARY - APRIL		2011 JANUARY - APRIL		COMPARATIVE ACTUAL	% CHANGE ACTUAL	COMPARATIVE CLEARED	% CHANGE CLEARED
	ACTUAL	CLEARED	ACTUAL	CLEARED				
MURDER	24	19	20	26	4	20%	-7	-27%
RAPE	40	29	49	26	-9	-18%	3	12%
ROBBERY	610	159	632	150	-22	-3%	9	6%
AGG. ASSAULT	1,141	745	1,005	658	136	14%	87	13%
BURGLARY - RESIDENCE	1,602		1,753		-151	-9%		
BURGLARY - NON-RESIDENCE	224	179	290	236	-66	-23%	-57	-24%
LARCENY - \$200 AND OVER	1,750		1,689		61	4%		
LARCENY - \$50 TO \$199	429	1,034	452	1,036	-23	-5%	-2	0%
LARCENY - UNDER \$50	3,162		3,174		-12	0%		
AUTO THEFT	1,454	108	1,439	129	15	1%	-21	-16%
TOTAL	10,436		10,503		-67	-1%		
AUTOS RECOVERED	238		294		-56	-19%		

RETURN A - MONTHLY RETURN OF OFFENSES KNOWN TO THE POLICE

This report is authorized by law Title 28, Section 534, U. S. Code. While you are not required to respond, your cooperation in forwarding this report by the 7th day after the close of the month to Uniform Crime Reports, Federal Bureau of Investigation, Washington, D.C. 20535, will assist in compiling comprehensive, accurate national crime figures on a timely basis.

1-720b (Rev. 8-30-94)
OMB No. 1110-0001

1	2	3	4	5	6
CLASSIFICATION OF OFFENSES	OFFENSES REPORTED OR KNOWN TO POLICE (INCLUDE "UNFOUNDED" AND ATTEMPTS)	UNFOUNDED, I.E., FALSE OR BASELESS COMPLAINTS	NUMBER OF ACTUAL OFFENSES (COLUMN 2 MINUS COLUMN 3) INCLUDE ATTEMPTS	TOTAL OFFENSES CLEARED BY ARREST OR EXCEPTIONAL MEANS (INCLUDES COL. 6)	NUMBER OF CLEARANCES INVOLVING ONLY PERSONS UNDER 18 YEARS OF AGE
1. CRIMINAL HOMICIDE					
a. MURDER AND NONNEGLIGENT HOMICIDE	5	0	5	6	0
b. MANSLAUGHTER BY NEGLIGENCE					
2. FORCIBLE RAPE TOTAL	17	2	15	7	0
a. Rape by Force	15	2	13	7	0
b. Attempts to commit Forcible Rape	2	0	2	0	0
3. ROBBERY TOTAL	189	8	181	51	4
a. Firearm	109	3	106	16	1
b. Knife or Cutting Instrument	3	0	3	1	0
c. Other Dangerous Weapon	10	2	8	3	0
d. Strong-Arm (Hands, Fists, Feet, etc.)	67	3	64	31	3
4. ASSAULT TOTAL	1,072	8	1,064	664	24
a. Firearm	135	1	134	73	4
b. Knife or cutting instrument	53	1	52	36	7
c. Other Dangerous Weapon	107	0	107	67	1
d. Strong-Arm	28	0	28	20	0
e. Other Assaults - Simple, Not Aggravated	749	6	743	468	12
5. BURGLARY TOTAL	510	6	504	46	4
a. Forcible Entry	380	5	375	35	2
b. Unlawful Entry - No Force	85	1	84	5	1
c. Attempted Forcible Entry	45	0	45	6	1
6. LARCENY THEFT TOTAL (except Motor Vehicle Theft)	1,497	31	1,466	280	12
7. MOTOR VEHICLE THEFT TOTAL	366	11	355	21	5
a. Autos	321	10	311	18	5
b. Trucks and Buses	25	1	24	3	0
c. Other Vehicles	20	0	20	0	0
GRAND TOTAL	3,656	66	3,590	1,075	49

CHECKING ANY OF THE APPROPRIATE BLOCKS BELOW WILL ELIMINATE YOUR NEED TO SUBMIT REPORTS WHEN THE VALUES ARE ZERO. THIS WILL ALSO AID THE NATIONAL PROGRAM IN ITS QUALITY CONTROL EFFORTS.

NO SUPPLEMENTARY HOMICIDE REPORT SUBMITTED SINCE NO MURDERS, JUSTIFIABLE HOMICIDES, OR MANSLAUGHTER BY NEGLIGENCE OCCURRED IN THIS JURISDICTION DURING THE MONTH.

NO SUPPLEMENT TO RETURN A REPORT SINCE NO CRIME OFFENSES OR RECOVERY OF PROPERTY REPORTED DURING THE MONTH.

NO LAW ENFORCEMENT OFFICERS KILLED OR ASSAULTED REPORT SINCE NONE OF THE OFFICERS WERE ASSAULTED OR KILLED DURING THE MONTH.

NO AGE, SEX, AND RACE OF PERSONS ARRESTED UNDER 18 YEARS OF AGE REPORT SINCE NO ARRESTS OF PERSONS WITHIN THIS AGE GROUP.

NO AGE, SEX, AND RACE OF PERSONS ARRESTED 18 YEARS OF AGE AND OVER REPORT SINCE NO ARRESTS OF PERSONS WITHIN THIS AGE GROUP.

NO MONTHLY RETURN OF ARSON OFFENSES KNOWN TO LAW ENFORCEMENT REPORT SINCE NO ARSONS OCCURRED.

DO NOT USE THIS SPACE

INITIALS

RECORDED

EDITED

ENTERED

ADJUSTED

WORKS

* TOTALS INCLUDE PREVIOUS OFFENSES

APRIL 2012

Month and Year of Report

GAAPD 0000


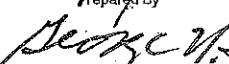
Agency Identifier

MAY 14, 2012

Date

ATLANTA POLICE DEPARTMENT - GEORGIA

Agency and State


 Prepared By

 Chief, Commissioner, Sheriff, or Superintendent
 LIEUTENANT
 Title
 CHIEF

SSD/5-14-12

PROPERTY STOLEN BY CLASSIFICATION

CLASSIFICATION	DATA ENTRY	Number of Actual Offenses (Column 4 Return A)	Monetary Value of Property Stolen
1. MURDER AND NONNEGLIGENT MANSLAUGHTER	12	5	\$ 0.00
2. FORCIBLE RAPE	20	15	\$ 201.00
3. ROBBERY			
(a) HIGHWAY (streets, alleys, etc.)	31	139	29,945.00
(b) COMMERCIAL HOUSE (except c, d, and f)	32	7	542.00
(c) GAS OR SERVICE STATION	33	4	14,001.00
(d) CONVENIENCE STORE	34	1	3.00
(e) RESIDENCE (anywhere on premises)	35	14	101,482.00
(f) BANK	36	1	1,379.00
(g) MISCELLANEOUS	37	15	4,674.00
TOTAL ROBBERY	30	181	\$ 152,026.00
5. BURGLARY - BREAKING OR ENTERING			
(a) RESIDENCE (dwelling)			
(1) NIGHT (6 p.m. - 6 a.m.)	51	133	367,133.00
(2) DAY (6 a.m. - 6 p.m.)	52	307	276,645.00
(3) UNKNOWN	53	0	0.00
(b) NON-RESIDENCE (store, office, etc.)			
(1) NIGHT (6 p.m. - 6 a.m.)	54	39	33,980.00
(2) DAY (6 a.m. - 6 p.m.)	55	25	37,085.00
(3) UNKNOWN	56	0	0.00
TOTAL BURGLARY	50	504	\$ 714,843.00
6. LARCENY - THEFT (Except Motor Vehicle Theft)			
(a) \$200 AND OVER	61	451	779,596.00
(b) \$50 TO \$200	62	103	10,680.00
(c) UNDER \$50	63	912	2,654.00
TOTAL LARCENY (Same as Item 6X)	60	1,466	\$ 792,930.00
7. MOTOR VEHICLE THEFT (Include Alleged Joy Ride)	70	355	\$ 326,184.00
GRAND TOTAL - ALL ITEMS	77	1,986	\$ 1,986,184.00
ADDITIONAL ANALYSIS OF LARCENY AND MOTOR VEHICLE THEFT			
6X. NATURE OF LARCENIES UNDER ITEM 6			
(a) POCKET-PICKING	81	5	14,927.00
(b) PURSE-SNATCHING	82	30	3,187.00
(c) SHOPLIFTING	83	244	27,262.00
(d) FROM MOTOR VEHICLES (except e)	84	599	410,030.00
(e) MOTOR VEHICLE PARTS AND ACCESSORIES	85	140	41,557.00
(f) BICYCLES	86	10	7,612.00
(g) FROM BUILDING (except c and h)	87	142	91,742.00
(h) FROM ANY COIN-OPERATED MACHINES (parking meters, etc.)	88	2	13.00
(i) ALL OTHER	89	294	196,600.00
TOTAL LARCENIES (Same as Item 6)	80	1,466	\$ 792,930.00
7X. MOTOR VEHICLES RECOVERED			
(a) STOLEN LOCALLY AND RECOVERED LOCALLY	91	51	
(b) STOLEN LOCALLY AND RECOVERED BY OTHER JURISDICTIONS	92	5	
(c) TOTAL LOCALLY STOLEN MOTOR VEHICLES RECOVERED (a & b)	93	56	
(d) STOLEN IN OTHER JURISDICTIONS AND RECOVERED LOCALLY	90	N/A	

SUPPLEMENT TO RETURN A
MONTHLY RETURN OF OFFENSES KNOWN TO THE POLICE

1-706 (Rev. 8-30-94)
Form Approved
OMB No. 1110-0007

This report is authorized by law, Title 28, Section 534, U. S. Code. While you are not required to respond, your cooperation in submitting this report with the Return A will assist the FBI in compiling comprehensive, accurate figures on a timely basis.

This form deals with the nature of crime and the monetary value of property stolen and recovered. The total offenses recorded on the form should be the same as the number of actual offenses listed in Column 4 of the Return A for each crime class. Include attempted crimes on this form, but do not include unfounded offenses. If you cannot complete the report in all areas, please record as much information as is available. Tally sheets will be sent upon request.

PROPERTY BY TYPE AND VALUE

Type of Property (1)	Data Entry	Monetary Value of Property Stolen in Your Jurisdiction	
		Stolen (2)	Recovered (3)
(A) Currency, Notes, Etc.	01	\$ 130,860.00	\$ 0.00
(B) Jewelry and Precious Metals	02	226,424.00	1.00
(C) Clothing and Furs	03	59,611.00	0.00
(D) Locally Stolen Motor Vehicles	04	326,184.00	5,019.00
(E) Office Equipment	05	12,428.00	0.00
(F) Televisions, Radios, Stereos, Etc.	06	691,814.00	2.00
(G) Firearms	07	18,292.00	1.00
(H) Household Goods	08	28,086.00	0.00
(I) Consumable Goods	09	6,378.00	0.00
(J) Livestock	10	0.00	0.00
(K) Miscellaneous	11	486,107.00	130.00
TOTAL	00	\$ 1,986,184.00	\$ 5,153.00

The total of this column should agree with the Grand Total (DATA ENTRY 77) shown on page 2.

Include in this column all property recovered even though stolen in prior months. The above is an accounting for only that property stolen in your jurisdiction. This will include property recovered for you by other jurisdictions, but not property you recover for them.

MAY 14, 2012

DATE

Ch. J. Johnson

LIEUTENANT

PREPARED BY

TITLE

George N. Jones

CHIEF

CHIEF, COMMISSIONER, SHERIFF OR SUPERINTENDENT

APRIL 2012

Month and Year of Report

GAAPD 0000

Agency Identifier

ATLANTA POLICE DEPARTMENT - GEORGIA

Agency and State

LAW ENFORCEMENT OFFICERS KILLED OR ASSAULTED

It is requested this report be completed and transmitted with monthly crime reports to: Director, Federal Bureau of Investigation, Uniform Crime Reports, Washington, D. C. 20535. This form should be used to report the number of your officers who were assaulted or killed in the line of duty during the month. Additional information concerning officers killed will be requested by a separate questionnaire.

OFFICERS KILLED Number of your law enforcement officers killed in the line of duty this month.	By felonious act <u> 0 </u> By accident or negligence <u> 0 </u>
--	---

Officers Assaulted (Do not include officers killed) - See other side for instructions.

Type of Activity	Total Assaults by Weapon A	Type of Weapon					Two-Officer Vehicle F	Type of Assignment						Police Assaults Cleared M
		Firearm B	Knife or Other Cutting Instrument C	Other Dangerous Weapon D	Hands, Fists, Feet, etc. E	One-Officer Vehicle		Detective or Special Assign.		Other				
						Alone G		As-sisted H	Alone I	As-sisted J	Alone K	As-sisted L		
1. Responding to "Disturbance" calls (family quarrels, man with gun, etc.)	3				3		1	2						3
2. Burglaries in progress or pursuing burglary suspects	0													
3. Robberies in progress or pursuing robbery suspects	0													
4. Attempting other arrests	0													
5. Civil disorder (riot, mass disobedience)	0													
6. Handling, transporting, custody of prisoners	9			1	8		4	4				1		8
7. Investigating suspicious persons or circumstances	4	2			2		2	2						3
8. Ambush - no warning	0													
9. Mentally deranged	0													
10. Traffic pursuits and stops	0													
11. All Other	5	1			4			5						5
12. TOTAL (1-11)	21	3	0	1	17	0	7	13	0	0	1	0	19	
13. Number with personal injury	1			1										
14. Number without personal injury	20	3			17									
15. Time of assaults														
AM	5				2	2								
PM		1	1	1	7	2								

DO NOT WRITE HERE	
Recorded	Initials
Edited	
Punched	
Verified	
Adjusted	
DOJ/FBI	

12:01 2:00 4:00 6:00 8:00 10:00 12:00

APRIL 2012	GAAPD 0000	<i>Captain Johnson</i>	LIEUTENANT
Month and Year	Agency Identifier	Prepared by	Title
ATLANTA POLICE DEPARTMENT	GEORGIA	<i>George W. J.</i>	CHIEF
Agency	State	Chief, Sheriff, Commissioner, Superintendent	

AGENCY IDENTIFIER GAAPD 0000 REPORTING PERIOD APRIL 2012

AGENCY NAME ATLANTA POLICE DEPARTMENT

POLICE DISPOSITION OF JUVENILES

-Not to include neglect or traffic cases-

1. Handled within Department and released. (Warning, released to parents, etc.)	_____
2. Referred to juvenile court or probation department.	_____ 85
3. Referred to welfare agency.	_____
4. Referred to other police agency.	_____
5. Referred to criminal or adult court.	_____
TOTAL	_____ 85

MAY 14, 2012

DATE

Captain Johnson

PREPARED BY

LIEUTENANT
TITLE

George W. Jones

APPROVED BY

CHIEF
TITLE

GCIC USE ONLY

Recorded	_____
Reviewed	_____
Punched	_____
Verified	_____

RETURN TO:

Georgia Crime Information Center/Uniform Crime Reporting
P. O. Box 1456
Atlanta, Georgia 30301

Return on or before the 7th of the following month.

GCIC/UCR-012 (9/74)

PAGE 1 OF 1
SUPPLEMENTARY HOMICIDE REPORT

1-704 (Rev. 4-24-95)
Form Approved
OMB No. 4110-0002

This report is authorized by law Title 28, Section 534, United States Code. While you are not required to respond, your cooperation in using this form to list data pertaining to all homicides reported on your Return A will assist the FBI in compiling comprehensive, accurate data regarding this important classification on a timely basis.

1a. Murder and Nonnegligent Manslaughter

List below specific information for all offenses shown in item 1a of the monthly Return A. In addition, list all justifiable killings of felons by a citizen or by a peace officer in the line of duty. A brief explanation in the circumstances column regarding unfounded homicide offenses will aid the national Uniform Crime Reporting Program in editing the reports.

Incident	Situation*	Victim **				Offender**				Data Code			Weapon Used (Handgun, Rifle, Shotgun, Club, Poison, etc.)	Relationship of Victim to Offender (Husband, Wife, Son, Father, Acquaintance, Neighbor, Stranger, etc.)	Circumstances (Victim shot by robber, robbery victim shot robber, killed by patron during barroom brawl, etc.)
		Age	Sex	Race	Ethnicity	Age	Sex	Race	Ethnicity	Do Not Write in These Spaces					
	B	53	M	B	N								HANDGUN	UNKNOWN	OTHER
	B	44	M	B	N								HANDGUN - 9 MM	UNKNOWN	OTHER
	B	19	M	B	N								HANDGUN	UNKNOWN	OTHER
	B	20	M	B	N								HANDGUN	UNKNOWN	OTHER
	B	33	M	B	N								HANDGUN	UNKNOWN	OTHER

* - See reverse side for explanation

APRIL 2012
Month and Year

ATLANTA POLICE DEPARTMENT
Agency

GAAPD 0000
Agency Identifier

GEORGIA
State

Capt. Yelton
Prepared By

George W. Jones
Chief, Sheriff, Commissioner, Superintendent

LIEUTENANT
Title

CHIEF
Title

DO NOT WRITE HERE	
Recorded	
Edited	
Punched	
Verified	
Adjusted	

SSD/5-14-12

MONTHLY RETURN OF ARSON OFFENSES KNOWN TO LAW ENFORCEMENT

DO-73 (2-11-82)
Form Approved
OMB No. 1110-0008

This report is authorized by law Title 28, Section 534, United States Code, and the enactment of the fiscal year 1979, Department of Justice Authorization Bill S. 3151. While you are not required to respond, your cooperation in using this form to report all incidents of arson which become known to your department during the month will assist the FBI in compiling comprehensive, accurate data on a timely basis. Instructions appear on reverse side.

1 PROPERTY CLASSIFICATION		2 Offenses Reported or Known to Police (Include Unfounded and Attempts)	3 Unfounded, i.e. False or Baseless Complaints	4 Number of Actual Offenses (Column 2 Minus Column 3 (Include Attempts))	5 Total Offenses Cleared by Arrest or Exceptional Means (Include Column 6)	6 Number of Clearances Involving Only Persons Under 18 Years of Age	7 Offenses Where Structures Uninhabited Abandoned, or not Normally in Use	8 Estimated Value of Property Damage
STRUCTURAL	A. Single Occupancy Residential: Houses, Townhouses, Duplexes, etc.	15	7	8			6	\$ 71,000.
	B. Other Residential: Apartments, Tenements, Flats, Hotels, Motels, Inns, Dormitories, Boarding Houses, etc.	3	1	2	2			\$ 42,500.
	C. Storage: Barns, Garages, Warehouses, etc.	1	1					\$
	D. Industrial/Manufacturing							\$
	E. Other Commercial: Stores, Restaurants, Offices, etc.	2	1	1	1		1	\$ 50,000.
	F. Community/Public: Churches, Jails, Schools, Colleges, Hospitals, etc.							\$
	G. All Other Structure: Out Buildings, Monuments, Buildings Under Construction, etc.							\$
	TOTAL STRUCTURE	21	10	11	3		7	\$ 163,500.
MOBILE	H. Motor Vehicles: Automobiles, Trucks, Buses, Motorcycles, etc.: UCR Definition	2	2					\$
	I. Other Mobile Property: Trailers, Recreational Vehicles, Airplanes, Boats, etc.							\$
	TOTAL MOBILE	2	2					\$
J. TOTAL OTHER Crops, Timber, Fences, Signs, etc.							\$	
GRAND TOTAL	23	12	11	3		7	\$ 163,500.	

Agency Identifier GAAPD 0000 Month APRIL 2012
 Agency ATLANTA POLICE DEPARTMENT State GEORGIA
 Prepared by *Clifford J. Johnson* LIEUTENANT
George T. Johnson CHIEF
 Chief, Commissioner, Sheriff, or Superintendent

DO NOT WRITE HERE	
Recorded	
Edited	
Entered	
Adjusted	
Corres.	

**ATLANTA POLICE DEPARTMENT
AGE, SEX, AND RACE OF PERSONS ARRESTED
17 YEARS OF AGE AND OVER**

MONTH APRIL

YEAR 2012

CLASSIFICATION OF OFFENSES	SEX	AGE OF PERSON ARRESTED															TOTAL	RACE				ETHNIC				
		17	18	19	20	21	22	23	24 29	30 34	35 39	40 44	45 49	50 54	55 59	60 64		65 UP	White	Black	Native Amer.	Asian/Pacific	Whi. Hispanic	Blck Hispanic		
Murder/Nonnegligent Manslaughter	01a	M			1			2			1							4								
	F																	0		4						
Manslaughter by Negligence	01b	M																0								
	F																	0								
Forcible Rape	02	M				1				2	1						1	5								
	F																	0		5						
Robbery	03	M	3	2	3		2	2	3	4	7	1	3	3				33								
	F	1									1	1			1			4	3	34						
Aggravated Assault	04	M	3	1	1	4	2	4	5	17	13	13	4	4	7	5		1	84							
	F	1	1	2			1	1	9	4		1	4	1				25	12	97						
Burglary- Breaking or Entering	05	M					3		7	3	2	5	5	3	2	1		31								
	F										1							1	5	27						
Larceny - Theft (except Motor Vehicle Theft)	06	M	5	6	1	4	3	7	5	13	9	9	15	31	26	10	2	146								
	F	7	3	5		3	5	3	8	5	10	2	1	3		1	2	58	31	173						
Motor Vehicle Theft	07	M	1			1					2	2	1		2			9								
	F						1											1	1	9						
Other Assaults	08	M	1	5	3	5	6	8	7	44	30	18	16	18	13	9	5	1	189							
	F	2	2	4	7			6	16	16	6	7	7	2	1			76	32	233						
Arson	09	M														1		1								
	F																	0		1						
Forgery and Counterfeiting	10	M				1		1	4	1		1	2	2				12								
	F							1		2								3	3	12						
Fraud	11	M	3	1	1		1		1	3	1	4	4	8	3	1		31								
	F						1	1	3	1	1		5					12	5	38						
Embezzlement	12	M										1	1					2								
	F										1			1				2	1	3						
Stolen Property; Buying, Receiving, Possessing	13	M		1			2		6	2		2	1	1				15								
	F								1	1			1	1				4	1	18						
Vandalism	14	M	1		2	1	1	4	1	6	3	2	3	1	2		1	28								
	F		1			1	1		6	3				1	1		1	15	9	33	1					
Weapons	15	M		1	1	2	2	2		5	2			1			1	17								
	F								1									1	2	16						

**ATLANTA POLICE DEPARTMENT
AGE, SEX, AND RACE OF PERSONS ARRESTED
17 YEARS OF AGE AND OVER**

MONTH APRIL

YEAR 2012

CLASSIFICATION OF OFFENSES	SEX	AGE OF PERSON ARRESTED															TOTAL	RACE				ETHNIC				
		17	18	19	20	21	22	23	24 29	30 34	35 39	40 44	45 49	50 54	55 59	60 64		65 UP	White	Black	Native Amer.	Asian/Pacific	Whi. Hispanic	Blck Hispanic		
Prostitution and Commercialized Vice	16	M				1	3	1	2	2	6	5	2	1	3			26								
		F			1	2	1	1	1	6	1	7	6	10	5			41	7	60						
Sex Offenses (except Rape and Prostitution)	17	M			1		2	1	8	5	6	10	8	17	8	3	3	72								
		F			1		1		1	2	1	2		1	1			10	15	67						
Drug Abuse Violations	18	M	7	4	14	14	9	11	18	72	39	30	21	16	11	13	2	1	282							
Grand Total		F	0	2	7	4	3	3	2	15	6	7	3	3	2	1	0	0	58	56	284	0	0	0	0	0
(1) Sale/Manufacturing Subtotal	180	M	1	0	2	1	0	3	2	6	4	4	3	0	1	3	1	0	31							
		F	0	0	2	0	0	0	0	1	0	1	1	1	0	0	0	0	6	5	32	0	0	0	0	0
Opium or Cocaine and their derivatives	a	M			1			2		2	3	2			2	1		13								
		F			2				1		1							4	4	13						
Marijuana	b	M	1		2			2		3	1		1		1	1		12								
		F											1	1				2		14						
Synthetic Narcotics	c	M																0								
		F																0								
Other Dangerous Non-Narcotic Drugs	d	M					1		3	1	1							6								
		F																0	1	5						
(2) Possession Subtotal	185	M	6	4	12	13	9	8	16	66	35	26	18	16	10	10	1	1	251							
		F	0	2	5	4	3	3	2	14	6	6	2	2	2	1	0	0	52	51	252	0	0	0	0	0
Opium or Cocaine and their derivatives	e	M		1	3	2	3	5	3	16	9	7	8	9	7	6	1		80							
		F				1		2		2	2	2		1	1	1			12	32	60					
Marijuana	f	M	6	3	9	11	6	3	13	50	24	19	10	7	3	4		1	169							
		F		2	5	3	3	1	2	12	4	4	2	1	1				40	18	191					
Synthetic Narcotics	g	M								1								1								
		F																0	1							
Other Dangerous Non-Narcotic Drugs	h	M								1								1								
		F																0		1						
Gambling	19	M	0	0	1	0	0	0	1	1	0	0	0	0	0	0	0	0	3							
Total		F	0	0	0	0	0	0	0	0	0	0	0	0	0	0	0	0	0	0	3	0	0	0	0	0
Bookmaking	a	M																0								
		F																0								
Numbers and Lottery	b	M																0								
		F																0								

ATLANTA POLICE DEPARTMENT
 AGE, SEX, AND RACE OF PERSONS ARRESTED
 17 YEARS OF AGE AND OVER

MONTH APRIL

YEAR 2012

CLASSIFICATION OF OFFENSES	SEX	AGE OF PERSON ARRESTED																TOTAL	RACE				ETHNIC			
		17	18	19	20	21	22	23	24 29	30 34	35 39	40 44	45 49	50 54	55 59	60 64	65 UP		White	Black	Native Amer.	Asian/Pacific	Whi. Hispanic	Black Hispanic		
All Other Gambling	M			1				1	1									3								
	F																	0		3						
Offenses Against Family And Children	M							1				1						2								
	F			1	1		1	1	1	1								6		8						
Driving Under the Influence	M		1	1		7	3	5	14	13	5	8	4	5	4	1		71								
	F				1			2	6	4		1	1				15	32	51		3					
Liquor Laws	M		1	4	2	3	1	2	14	13	13	27	43	45	32	14	11	225								
	F		2	4	1		1	1	2	2	2	7	7	4	1		34	38	221							
Drunkenness	M				1	1	3		14	6	6	4	5	13	10		1	64								
	F					1			2	4		1	2	3		1	14	26	52							
Disorderly Conduct	M	4	2	1	3	2	8	4	29	13	15	18	33	28	16	2	5	183								
	F	3	1	1	2	8		5	12	10	11	4	10	5	2		1	75	31	227						
Vagrancy	M		1						2	2	1	2	4	5	3		1	21								
	F												1				1	4	18							
All Other Offenses (except Traffic)	M	1	8	2	8	9	8	11	33	28	44	36	53	54	31	9	5	340								
	F	3	3	1	1		4	2	7	7	11	14	5	5	3	4	1	71	31	377		3				
Suspicion	M																0									
	F																0									
TOTAL			46	49	63	66	70	91	92	395	270	237	232	300	274	155	49	34	2423	345	2071	1	6	0	0	0

APRIL 2012

Month and Year of Report

GAAPD 0000

Agency Identifier

MAY 14, 2012

Date

Capt. Galt
 Prepared By

LIEUTENANT

Title

ATLANTA POLICE DEPARTMENT - GEORGIA

Agency and State

Boyd J. Jones
 Chief, Commissioner, Sheriff, or Superintendent

CHIEF

ATLANTA POLICE DEPARTMENT
 AGE, SEX, AND RACE OF PERSONS ARRESTED
 16 YEARS OF AGE AND UNDER

MONTH APRIL

YEAR 2012

CLASSIFICATION OF OFFENSES	SEX	AGE						RACE				ETHNIC	
		09	1012	1314	15	16	TOTAL	White	Black	Native Amer.	Asian/Pacific	Whi. Hispanic	Blck Hispanic
Murder/Nonnegligent Manslaughter	01a	M					0						
	F						0						
Manslaughter by Negligence	01b	M					0						
	F						0						
Forcible Rape	02	M					0						
	F						0						
Robbery	03	M		1	4	1	1	7					
	F					1	1	2		9			
Aggravated Assault	04	M		1	1	4		6					
	F				2		1	3		9			
Burglary- Breaking or Entering	05	M		1	2	1	1	5					
	F							0		5			
Larceny - Theft (except Motor Vehicle Theft)	06	M			5	2	5	12					
	F			1		1	3	5		17			
Motor Vehicle Theft	07	M			1	7	1	9					
	F							0		9			
Other Assaults	08	M		2	4		3	9					
	F				1	3		4	1	12			
Arson	09	M						0					
	F							0					
Forgery and Counterfeiting	10	M						0					
	F							0					
Fraud	11	M						0					
	F							0					
Embezzlement	12	M						0					
	F							0					
Stolen Property; Buying, Receiving, Possessing	13	M			1	1	2	4					
	F						1	1		5			
Vandalism	14	M						0					
	F							0					
Weapons	15	M				1		1					
	F							0		1			
Prostitution and Commercialized Vice	16	M					1	1					
	F							0	1				

ATLANTA POLICE DEPARTMENT
 AGE, SEX, AND RACE OF PERSONS ARRESTED
 16 YEARS OF AGE AND UNDER

MONTH APRIL

YEAR 2012

CLASSIFICATION OF OFFENSES	SEX	AGE						RACE				ETHNIC			
		0 9	10 12	13 14	15	16	TOTAL	White	Black	Native Amer.	Asian/Pacific	Whi. Hispanic	Blck Hispanic		
Sex Offenses (except Rape and Prostitution)	17	M						0							
	F							0							
Drug Abuse Violations	18	M	0	0	0	1	0	1							
	Grand Total	F	0	0	0	0	0	0	0	1	0	0	0	0	0
(1) Sale/Manufacturing Subtotal	180	M	0	0	0	0	0	0							
	F	0	0	0	0	0	0	0	0	0	0	0	0	0	0
Opium or Cocaine and their Derivatives	a	M						0							
	F							0							
Marijuana	b	M						0							
	F							0							
Synthetic Narcotics	c	M						0							
	F							0							
Other Dangerous Non-Narcotic Drugs	d	M						0							
	F							0							
(2) Possession Subtotal	185	M	0	0	0	1	0	1							
	F	0	0	0	0	0	0	0	0	1	0	0	0	0	0
Opium or Cocaine and their Derivatives	e	M						0							
	F							0							
Marijuana	f	M				1		1							
	F							0		1					
Synthetic Narcotics	g	M						0							
	F							0							
Other Dangerous Non-Narcotic Drugs	h	M						0							
	F							0							
Gambling Total	19	M	0	0	0	0	0	0							
	F	0	0	0	0	0	0	0	0	0	0	0	0	0	0
Bookmaking	a	M						0							
	F							0							
Numbers and Lottery	b	M						0							
	F							0							
All Other Gambling	c	M						0							
	F							0							
Offenses Against Family and Children	20	M						0							
	F							0							

ATLANTA POLICE DEPARTMENT
 AGE, SEX, AND RACE OF PERSONS ARRESTED
 16 YEARS OF AGE AND UNDER

MONTH APRIL

YEAR 2012

CLASSIFICATION OF OFFENSES	SEX	AGE						RACE				ETHNIC		
		09	1012	1314	15	16	TOTAL	White	Black	Native Amer.	Asian/Pacific	Whi. Hispanic	Blck Hispanic	
Driving Under the Influence 21	M						0							
	F						0							
Liquor Laws 22	M						0							
	F						0							
Drunkenness 23	M						0							
	F						0							
Disorderly Conduct 24	M		1	2	1	1	5							
	F			2		1	3		8					
Vagrancy 25	M						0							
	F						0							
All Other Offenses (except Traffic) 26	M		1	2		2	5							
	F						0		5					
Suspicion 27	M						0							
	F						0							
Curfew and Loitering 28	M						0							
	F					1	1		1					
Run-Aways 29	M				1		1							
	F						0		1					
Total			0	8	27	25	25	85	2	83	0	0	0	0

- 38 -

APRIL 2012
 Month and Year of Report

GAAPD 0000
 Agency Identifier

MAY 15, 2012
 Date

Capt. Gibson LIEUTENANT
 Prepared By

ATLANTA POLICE DEPARTMENT - GEORGIA
 Agency and State

[Signature] CHIEF
 Chief, Commissioner, Sheriff, or Superintendent

UNIFORM CRIME REPORTING

**LAW ENFORCEMENT
OPERATIONS
&
MANAGEMENT**

CRIME AREA COMPARISON

**SUPPORT SERVICES DIVISION
Information Services Section**

**APRIL 2012
APRIL 2011**

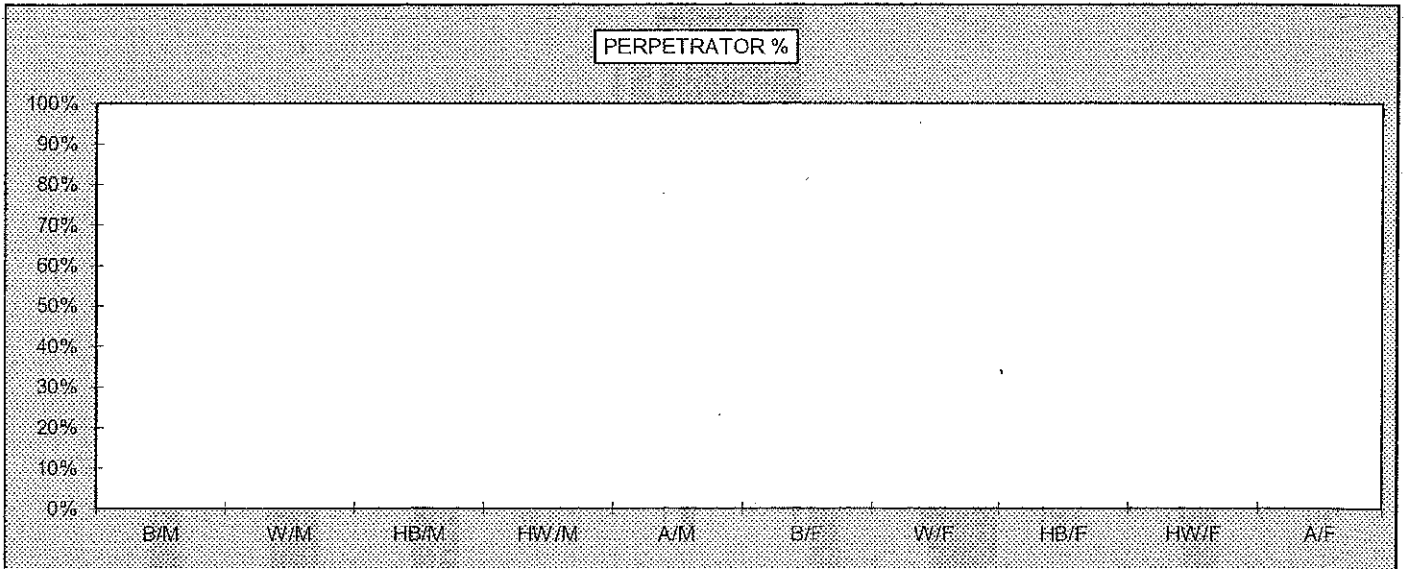
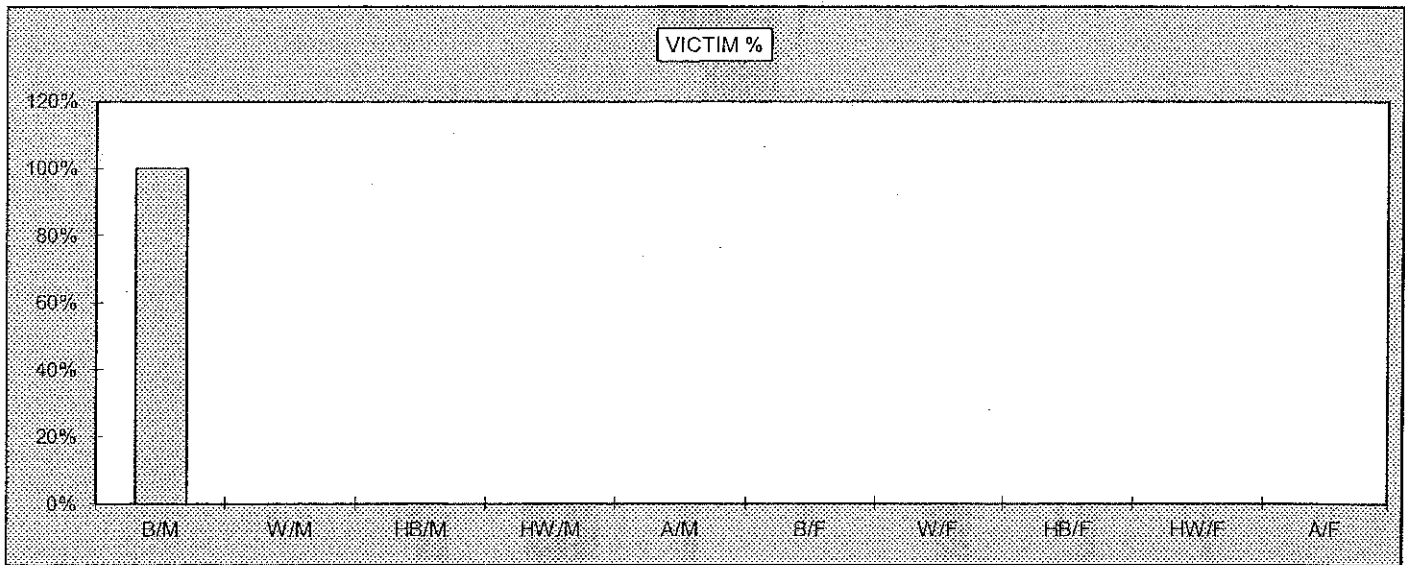
**2012
APRIL HOMICIDE COMPARISON
BY RACE, SEX, AND ETHNIC ORIGIN**

	VICTIM	PERPETRATOR
B/M	5	0
W/M	0	0
HB/M	0	0
HW/M	0	0
A/M	0	0
TOTAL MALES	5	0
B/F	0	0
W/F	0	0
HB/F	0	0
HW/F	0	0
A/F	0	0
TOTAL FEMALES	0	0
TOTAL	5	0

	VICTIM %	PERPETRATOR %
B/M	100%	0%
W/M	0%	0%
HB/M	0%	0%
HW/M	0%	0%
A/M	0%	0%

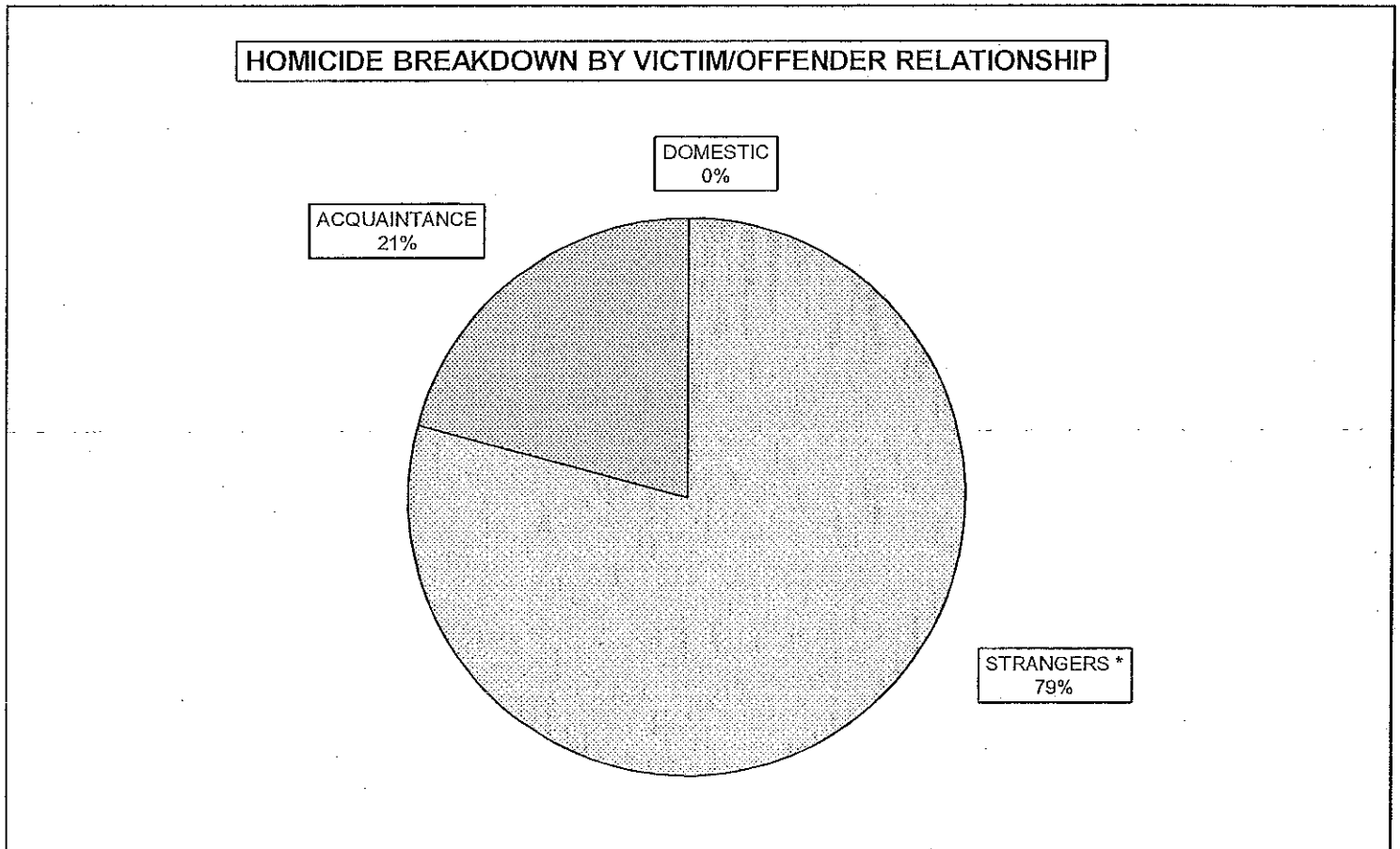
B/F	0%	0%
W/F	0%	0%
HB/F	0%	0%
HW/F	0%	0%
A/F	0%	0%

PERPETRATOR UNKNOWN FOR 5 HOMICIDES



**2012
HOMICIDE BREAKDOWN
YEAR TO DATE**

APRIL							
MONTH	ACTUAL	DOMESTIC	%	STRANGERS *	%	ACQUAINTANCE	%
JANUARY	4	0	0%	3	75%	1	25%
FEBRUARY	5	0	0%	4	80%	1	20%
MARCH	10	0	0%	7	70%	3	30%
APRIL	5	0	0%	5	100%	0	0%
MAY							
JUNE							
JULY							
AUGUST							
SEPTEMBER							
OCTOBER							
NOVEMBER							
DECEMBER							
TOTAL	24	0	0%	19	79%	5	21%

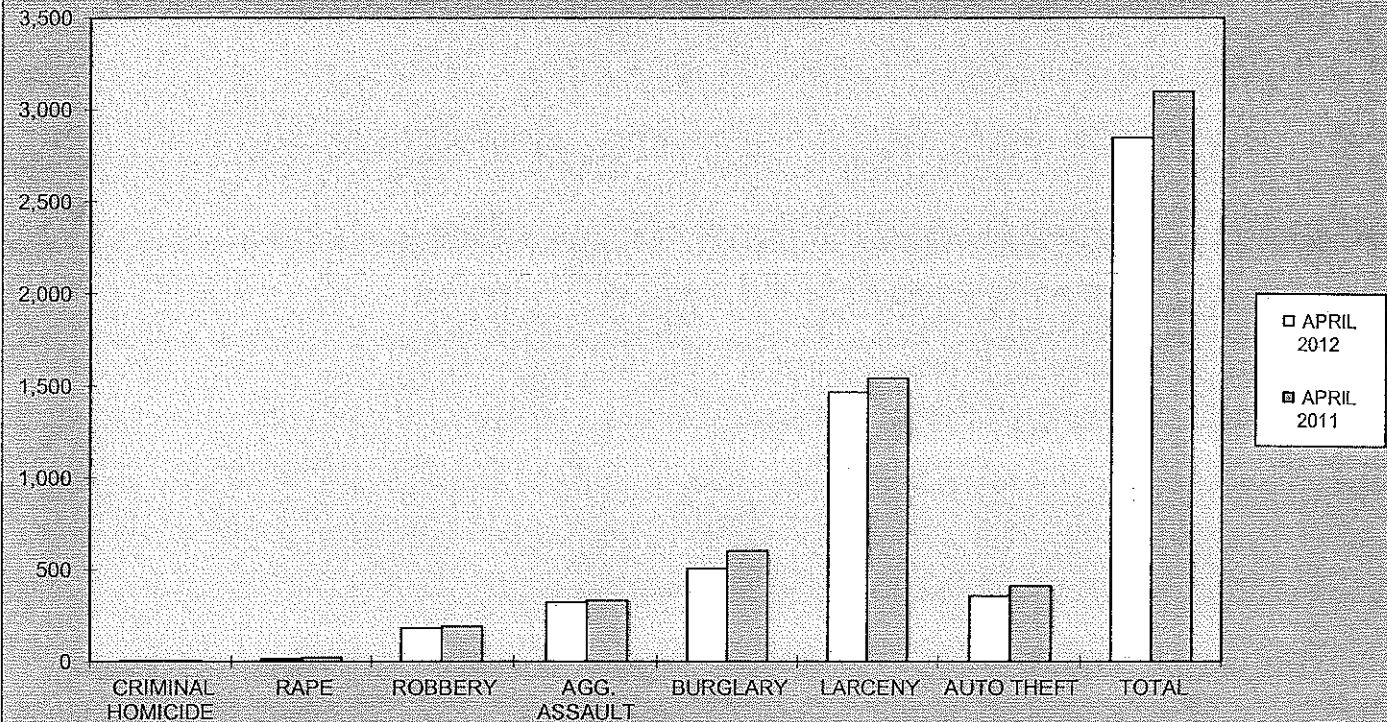


* UNKNOWN INCLUDED IN WITH STRANGERS

2012
MONTHLY CRIME COMPARISON

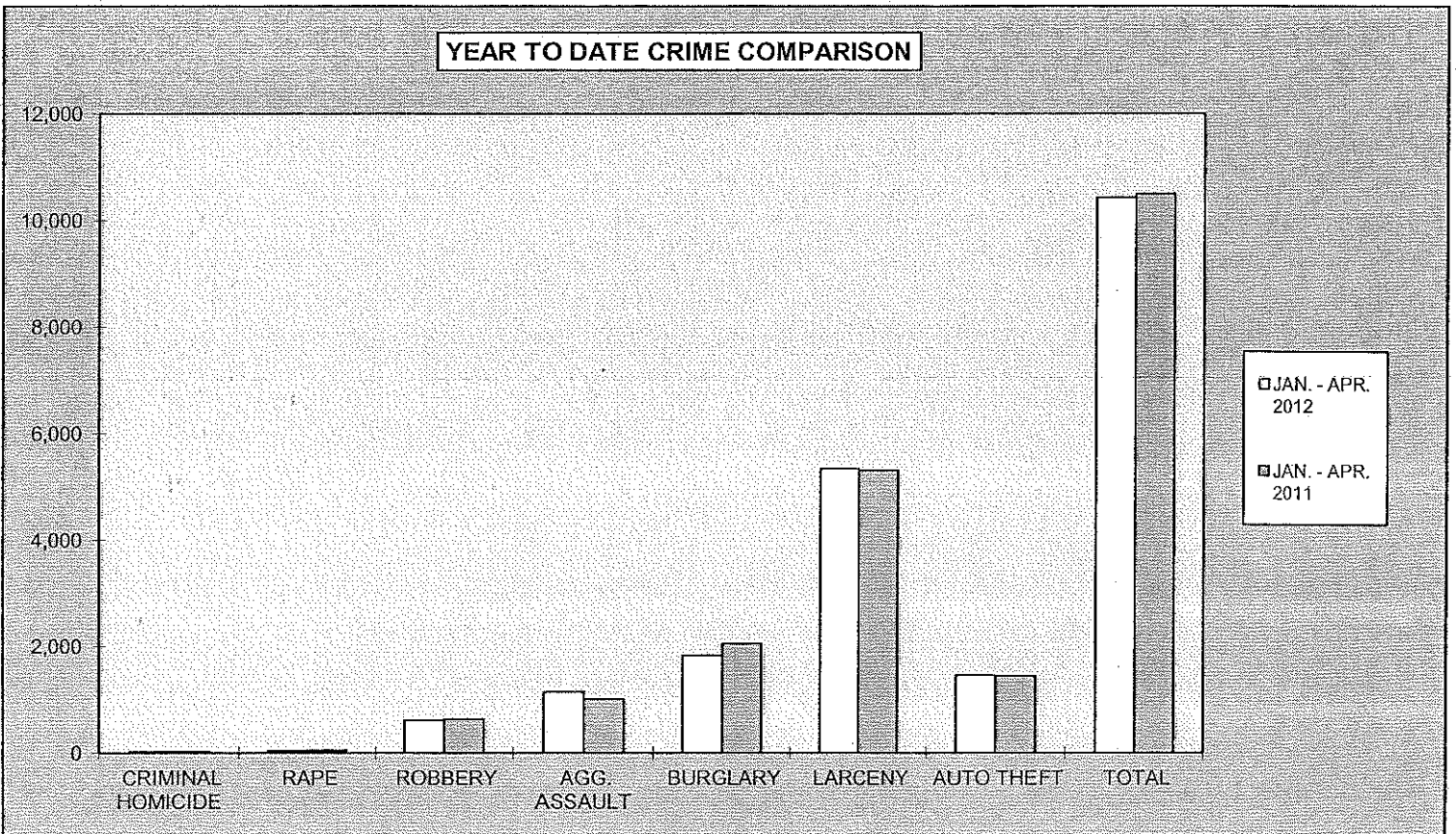
CRIME	APRIL 2012	APRIL 2011	# DIFFERENCE	% DIFFERENCE
CRIMINAL HOMICIDE	5	4	1	25%
RAPE	15	22	-7	-32%
ROBBERY	181	190	-9	-5%
AGG. ASSAULT	321	329	-8	-2%
BURGLARY	504	601	-97	-16%
RESIDENCE	440	518	-78	-15%
NON-RESIDENCE	64	83	-19	-23%
LARCENY	1,466	1,543	-77	-5%
POCKETPICKING	5	10	-5	-50%
PURSE SNATCHING	30	25	5	20%
SHOPLIFTING	244	252	-8	-3%
FROM MOTOR VEHICLES	599	603	-4	-1%
MOTOR VEH. PARTS/ACCESSORIES	140	161	-21	-13%
BICYCLES	10	10	0	0%
FROM BUILDINGS	142	188	-46	-24%
FROM COIN OPERATED MACHINES	2	1	1	100%
ALL OTHER	294	293	1	0%
AUTO THEFT	355	410	-55	-13%
TOTAL	2,847	3,099	-252	-8%

APRIL 2012 VS. APRIL 2011 CRIME COMPARISON



**2012
YEAR TO DATE CRIME COMPARISON**

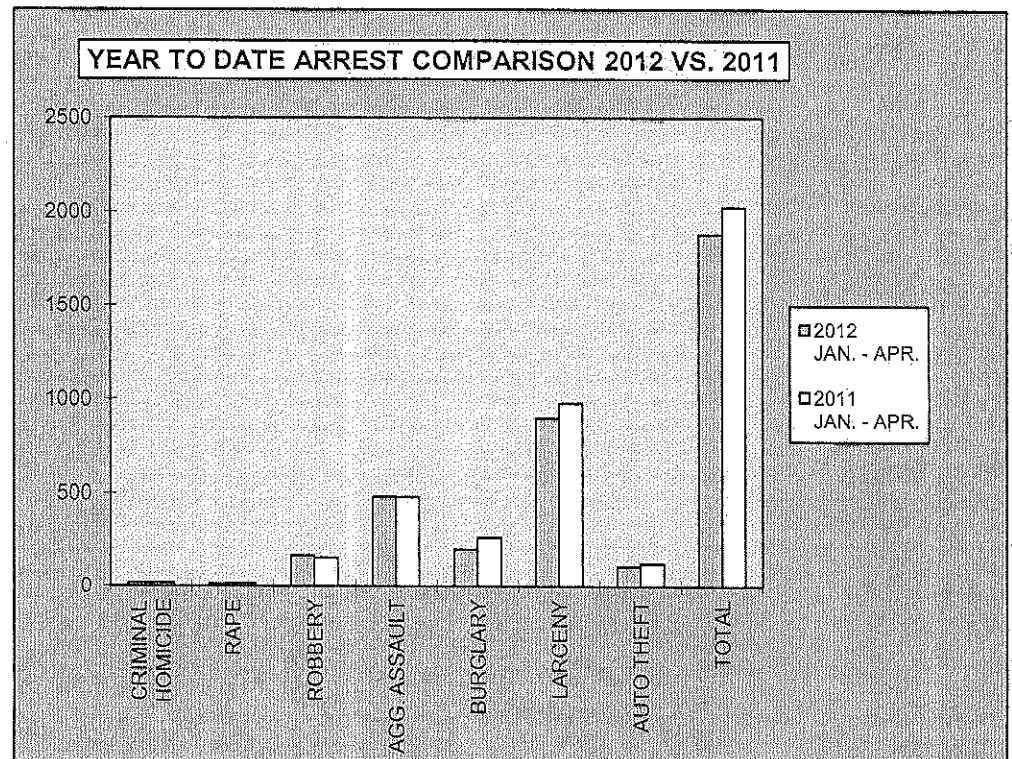
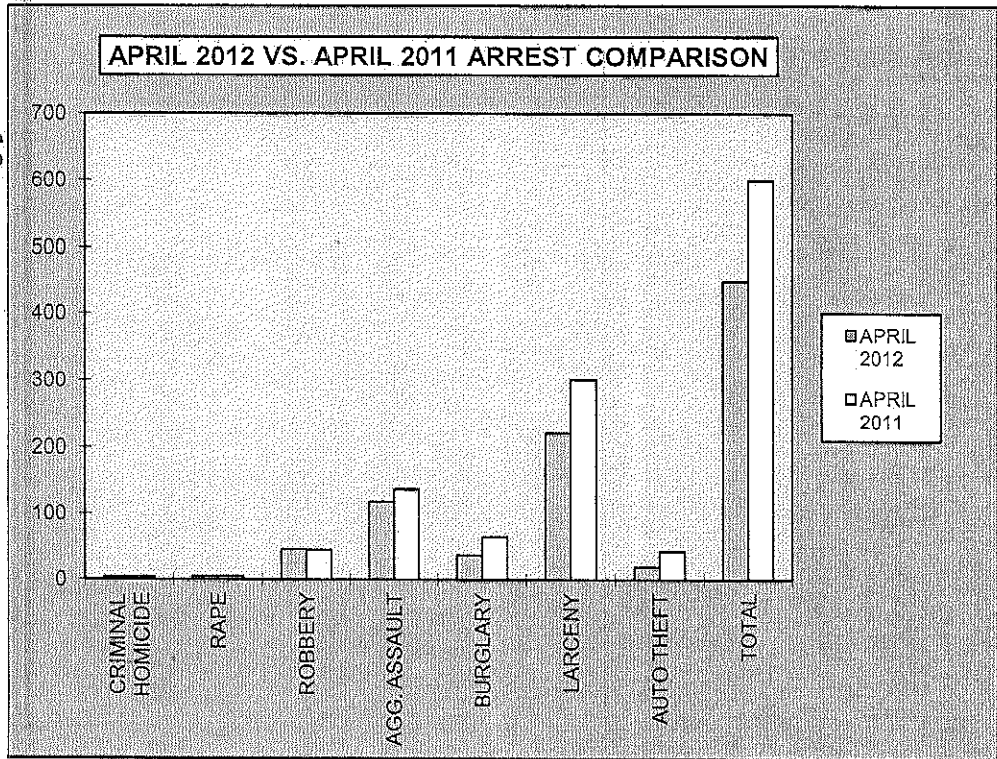
FIRST 4 MONTHS						
CRIME	JAN.	APR. 2012	JAN.	APR. 2011	# DIFFERENCE	% DIFFERENCE
CRIMINAL HOMICIDE		24		20	4	20%
RAPE		40		49	-9	-18%
ROBBERY		610		632	-22	-3%
AGG. ASSAULT		1,141		1,005	136	14%
BURGLARY		1,826		2,043	-217	-11%
RESIDENCE		1,602		1,753	-151	-9%
NON-RESIDENCE		224		290	-66	-23%
LARCENY		5,341		5,315	26	0%
POCKETPICKING		32		23	9	39%
PURSE SNATCHING		117		90	27	30%
SHOPLIFTING		870		863	7	1%
FROM MOTOR VEHICLES		2,127		2,248	-121	-5%
MOTOR VEH. PARTS/ACCESSORIES		581		557	24	4%
BICYCLES		50		61	-11	-18%
FROM BUILDINGS		545		619	-74	-12%
FROM COIN OPERATED MACHINES		4		2	2	100%
ALL OTHER		1,015		852	163	19%
AUTO THEFT		1,454		1,439	15	1%
TOTAL		10,436		10,503	-67	-1%



**2012
ARREST COMPARISON**

APRIL ARREST COMPARISON				
CRIME	APRIL 2012	APRIL 2011	# DIFFERENCE	% DIFFERENCE
CRIMINAL HOMICIDE	4	4	0	0%
RAPE	5	5	0	0%
ROBBERY	46	45	1	2%
AGG. ASSAULT	118	137	-19	-14%
BURGLARY	37	65	-28	-43%
LARCENY	221	301	-80	-27%
AUTO THEFT	19	43	-24	-56%
TOTAL	450	600	-150	-25%

FIRST 4 MONTHS ARREST COMPARISON				
CRIME	2012 JAN - APR	2011 JAN - APR	# DIFFERENCE	% DIFFERENCE
CRIMINAL HOMICIDE	16	16	0	0%
RAPE	13	14	-1	-7%
ROBBERY	164	151	13	9%
AGG. ASSAULT	484	482	2	0%
BURGLARY	198	263	-65	-25%
LARCENY	902	980	-78	-8%
AUTO THEFT	105	121	-16	-13%
TOTAL	1,882	2,027	-145	-7%

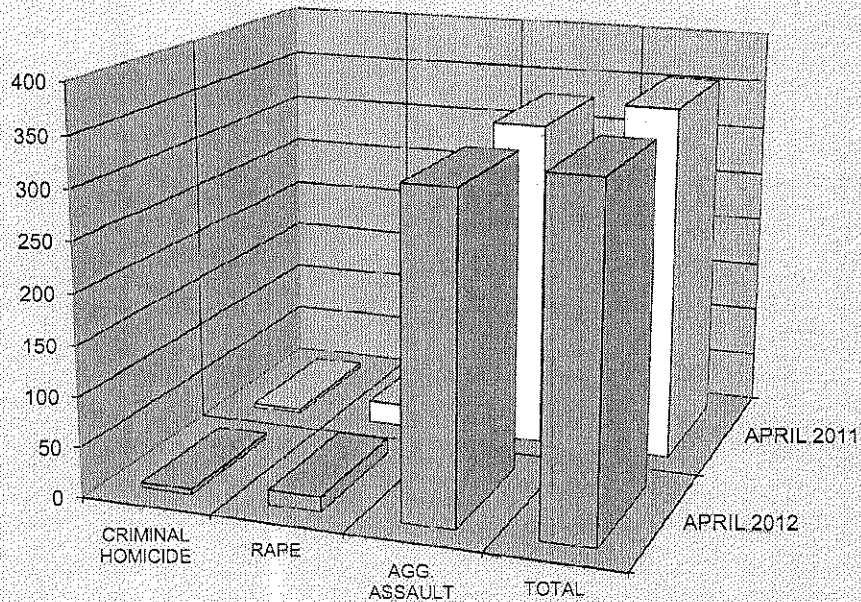


**2012
CRIME COMPARISON
CRIMES AGAINST PERSONS**

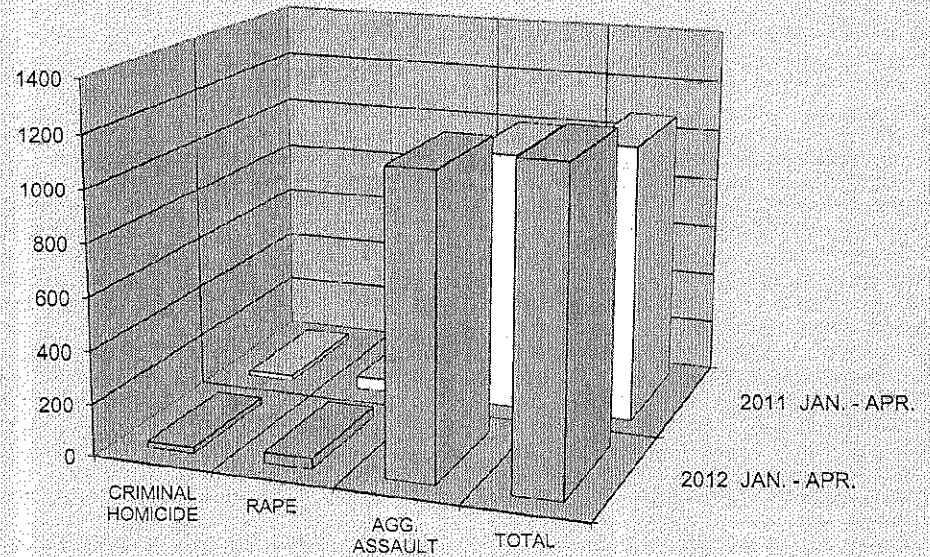
APRIL				
CRIME	APRIL 2012	APRIL 2011	# DIFFERENCE	% DIFFERENCE
CRIMINAL HOMICIDE	5	4	1	25%
RAPE	15	22	-7	-32%
AGG. ASSAULT	321	329	-8	-2%
TOTAL	341	355	-14	-4%

FIRST 4 MONTHS				
CRIME	2012 JAN. - APR.	2011 JAN. - APR.	# DIFFERENCE	% DIFFERENCE
CRIMINAL HOMICIDE	24	20	4	20%
RAPE	40	49	-9	-18%
AGG. ASSAULT	1,141	1,005	136	14%
TOTAL	1,205	1,074	131	12%

APRIL 2012 CRIMES AGAINST PERSONS



YEAR TO DATE CRIMES AGAINST PERSONS

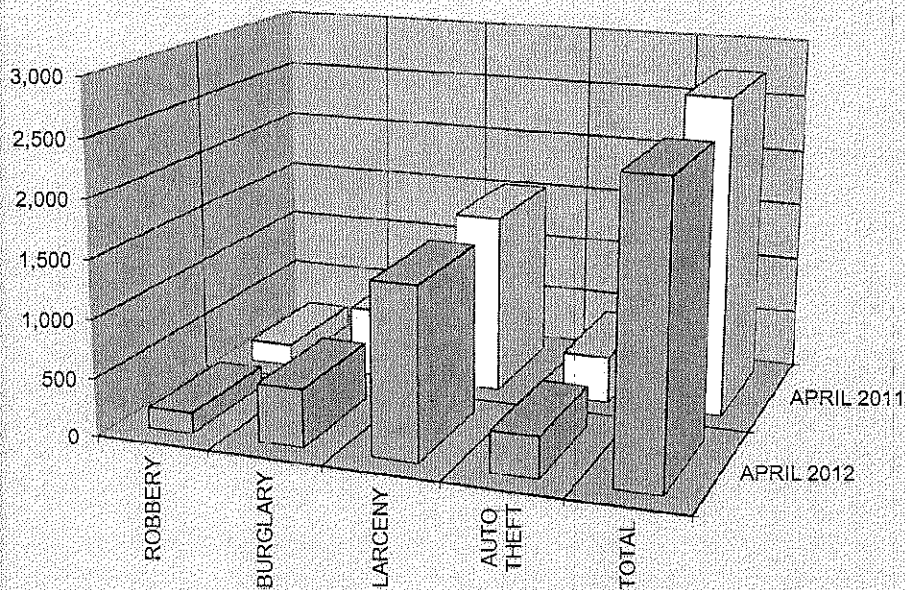


**2012
CRIME COMPARISON
CRIMES AGAINST PROPERTY**

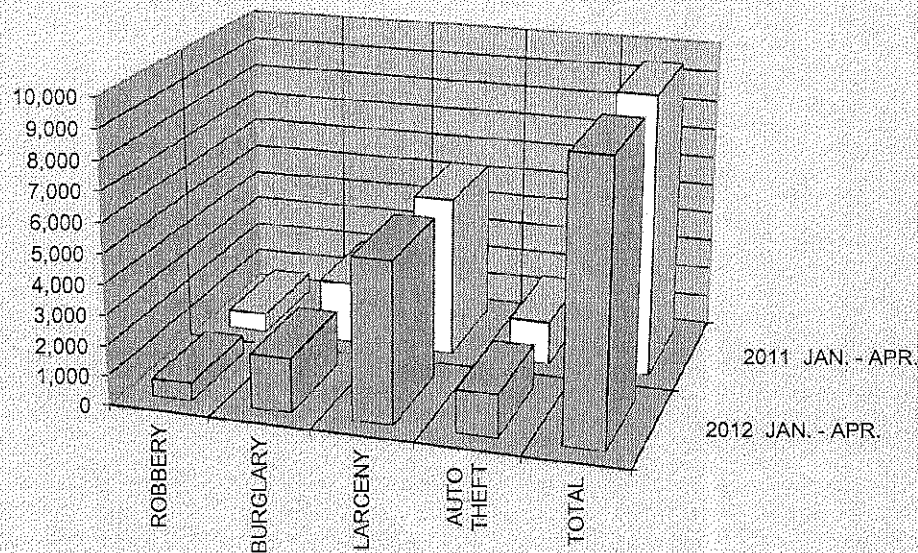
APRIL				
CRIME	APRIL 2012	APRIL 2011	# DIFFERENCE	% DIFFERENCE
ROBBERY	181	190	-9	-5%
BURGLARY	504	601	-97	-16%
LARCENY	1,466	1,543	-77	-5%
AUTO THEFT	355	410	-55	-13%
TOTAL	2,506	2,744	-238	-9%

FIRST 4 MONTHS				
CRIME	2012 JAN. - APR.	2011 JAN. - APR.	# DIFFERENCE	% DIFFERENCE
ROBBERY	610	632	-22	-3%
BURGLARY	1,826	2,043	-217	-11%
LARCENY	5,341	5,315	26	0%
AUTO THEFT	1,454	1,439	15	1%
TOTAL	9,231	9,429	-198	-2%

APRIL 2012 CRIMES AGAINST PROPERTY



YEAR TO DATE CRIMES AGAINST PROPERTY



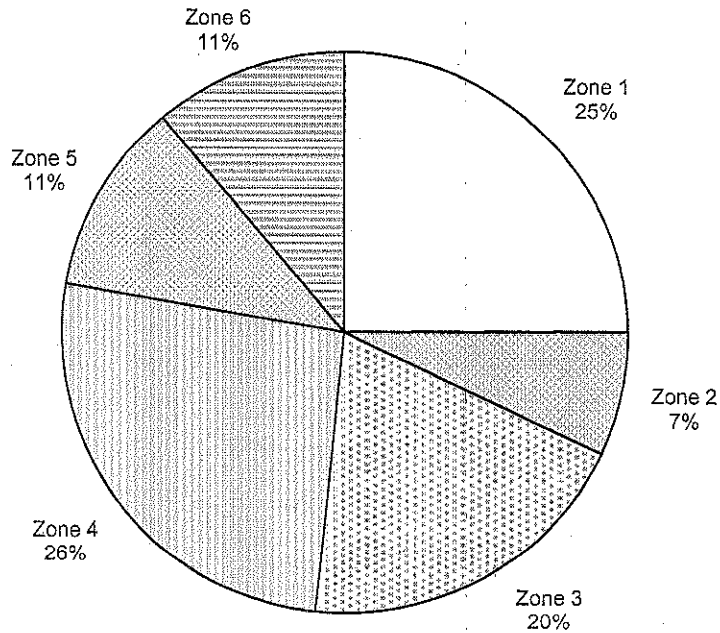
-15-

**2012
AREA BREAKDOWN
CRIMES AGAINST PERSONS AND PROPERTY**

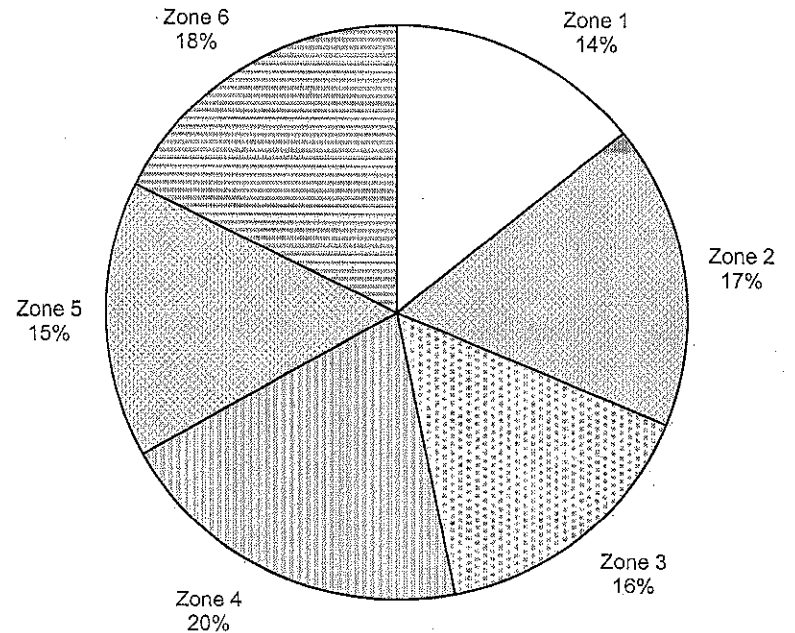
APRIL 2012 CRIMES AGAINST PERSONS BY ZONE						
CRIME	Zone 1	Zone 2	Zone 3	Zone 4	Zone 5	Zone 6
CRIMINAL HOMICIDE	3	0	0	2	0	0
RAPE	6	0	2	5	0	2
AGG. ASSAULT	76	24	65	82	38	36
TOTAL CRIMES AGAINST PERSONS	85	24	67	89	38	38

APRIL 2012 CRIMES AGAINST PROPERTY BY ZONE						
CRIME	Zone 1	Zone 2	Zone 3	Zone 4	Zone 5	Zone 6
ROBBERY	28	18	44	38	27	26
BURGLARY	96	55	117	166	11	59
LARCENY	172	321	144	221	315	293
AUTO THEFT	61	31	85	78	34	66
TOTAL CRIMES AGAINST PROPERTY	357	425	390	503	387	444

APRIL 2012 CRIMES AGAINST PERSONS



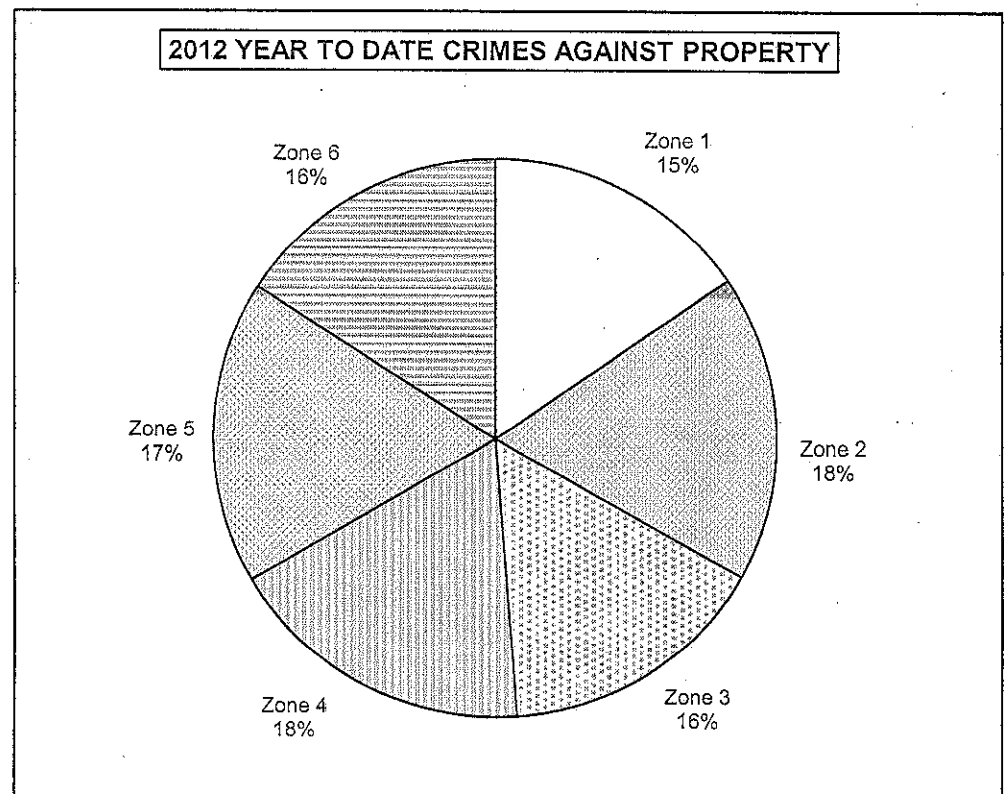
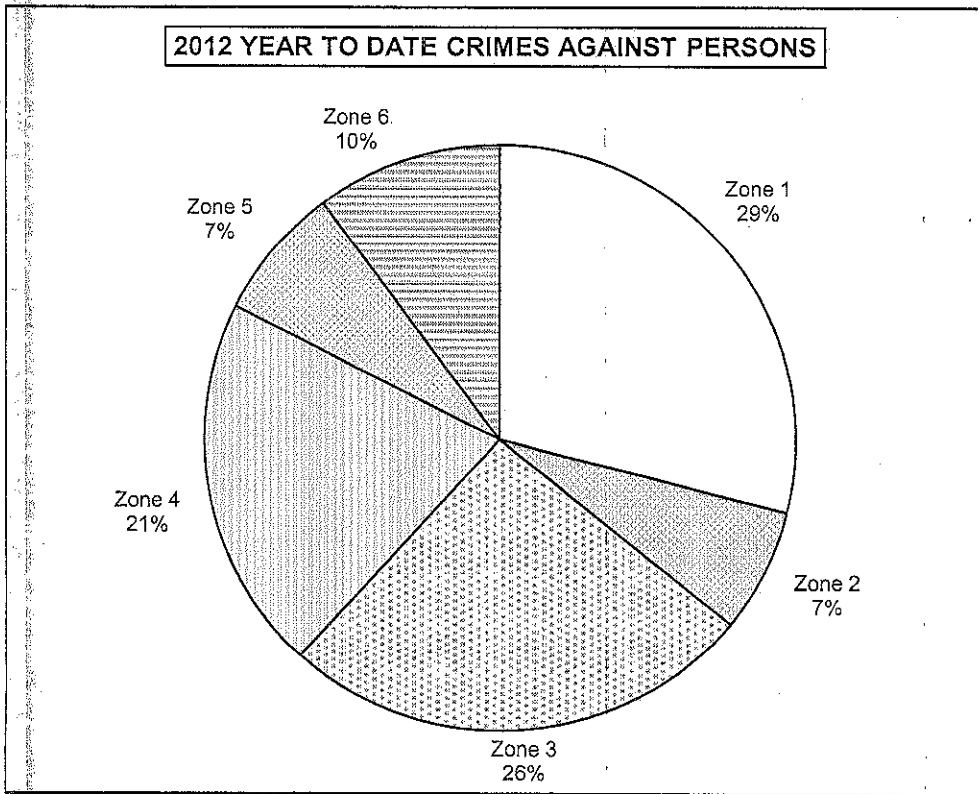
APRIL 2012 CRIMES AGAINST PROPERTY



2012
YEAR TO DATE AREA BREAKDOWN
CRIMES AGAINST PERSONS AND PROPERTY

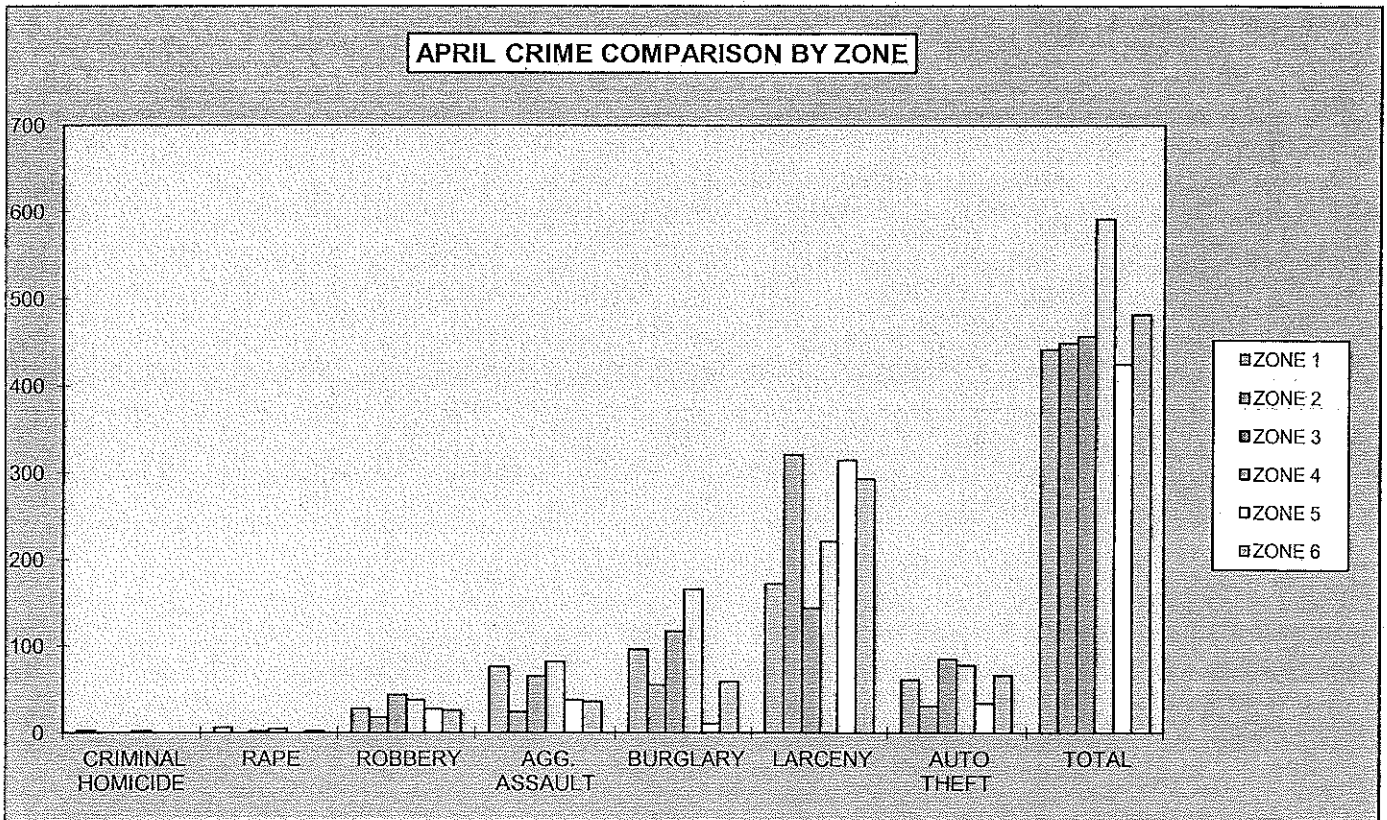
FIRST 4 MONTHS 2012 CRIMES AGAINST PERSONS BY ZONE						
CRIME	Zone 1	Zone 2	Zone 3	Zone 4	Zone 5	Zone 6
CRIMINAL HOMICIDE	9	0	7	6	0	2
RAPE	12	5	7	10	0	6
AGG. ASSAULT	328	77	300	232	89	115
TOTAL CRIMES AGAINST PERSONS	349	82	314	248	89	123

FIRST 4 MONTHS 2012 CRIMES AGAINST PROPERTY BY ZONE						
CRIME	Zone 1	Zone 2	Zone 3	Zone 4	Zone 5	Zone 6
ROBBERY	128	39	136	127	94	86
BURGLARY	404	220	468	484	61	189
LARCENY	602	1,211	539	731	1,296	962
AUTO THEFT	293	160	304	302	160	235
TOTAL CRIMES AGAINST PROPERTY	1,427	1,630	1,447	1,644	1,611	1,472



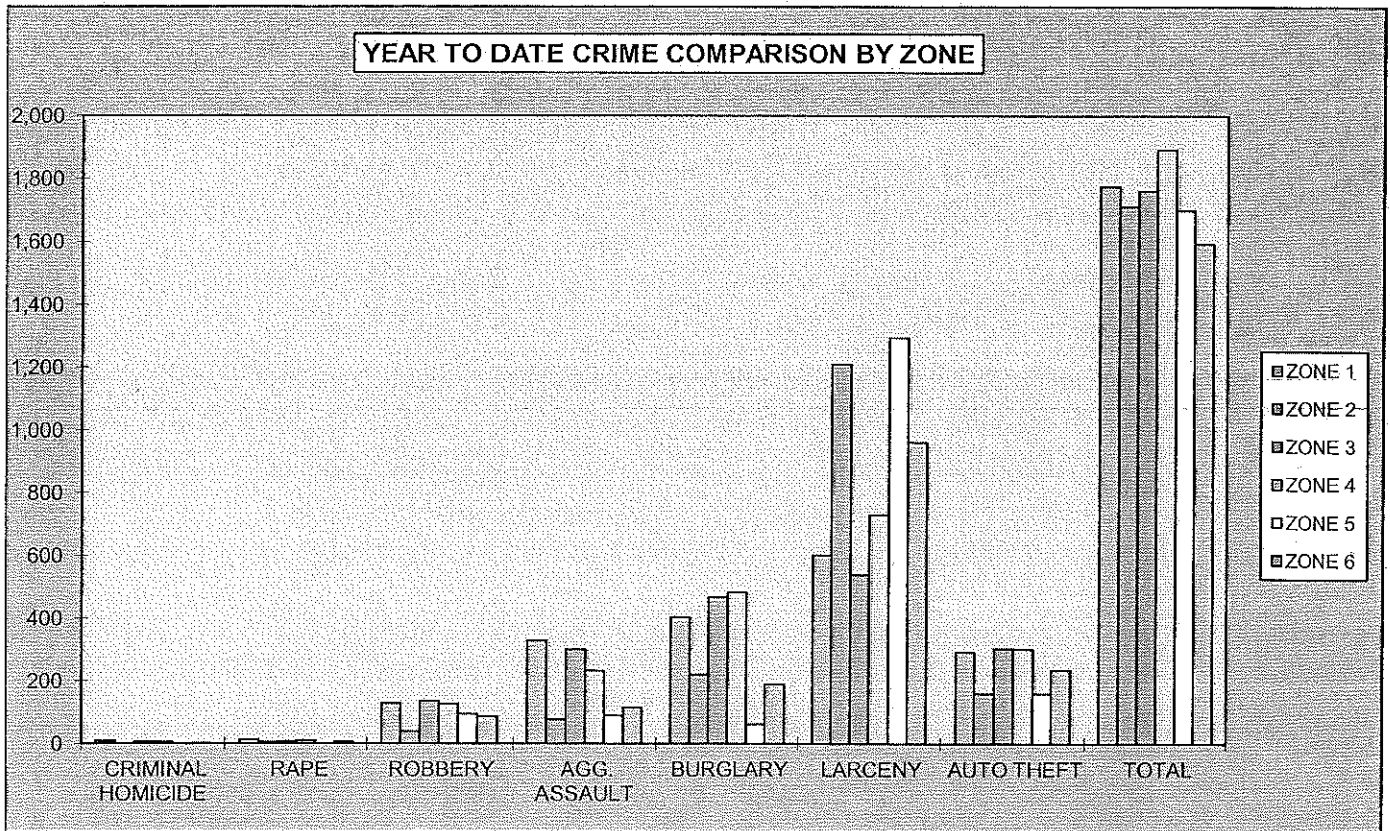
**2012
AREA BREAKDOWN**

APRIL CRIME COMPARISON BY ZONE						
CRIME	ZONE 1	ZONE 2	ZONE 3	ZONE 4	ZONE 5	ZONE 6
CRIMINAL HOMICIDE	3	0	0	2	0	0
RAPE	6	0	2	5	0	2
ROBBERY	28	18	44	38	27	26
AGG. ASSAULT	76	24	65	82	38	36
BURGLARY	96	55	117	166	11	59
RESIDENCE	88	40	103	156	4	49
NON-RESIDENCE	8	15	14	10	7	10
LARCENY	172	321	144	221	315	293
POCKETPICKING	0	1	0	1	2	1
PURSE SNATCHING	4	5	4	3	7	7
SHOPLIFTING	10	76	15	55	38	50
FROM MOTOR VEHICLES	53	130	60	52	149	155
MOTOR VEH. PARTS/ACCESSORIES	24	22	15	18	39	22
BICYCLES	0	3	0	0	4	3
FROM BUILDINGS	17	30	12	18	43	22
FROM COIN OPERATED MACHINES	0	0	0	2	0	0
ALL OTHER	64	54	38	72	33	33
AUTO THEFT	61	31	85	78	34	66
TOTAL	442	449	457	592	425	482



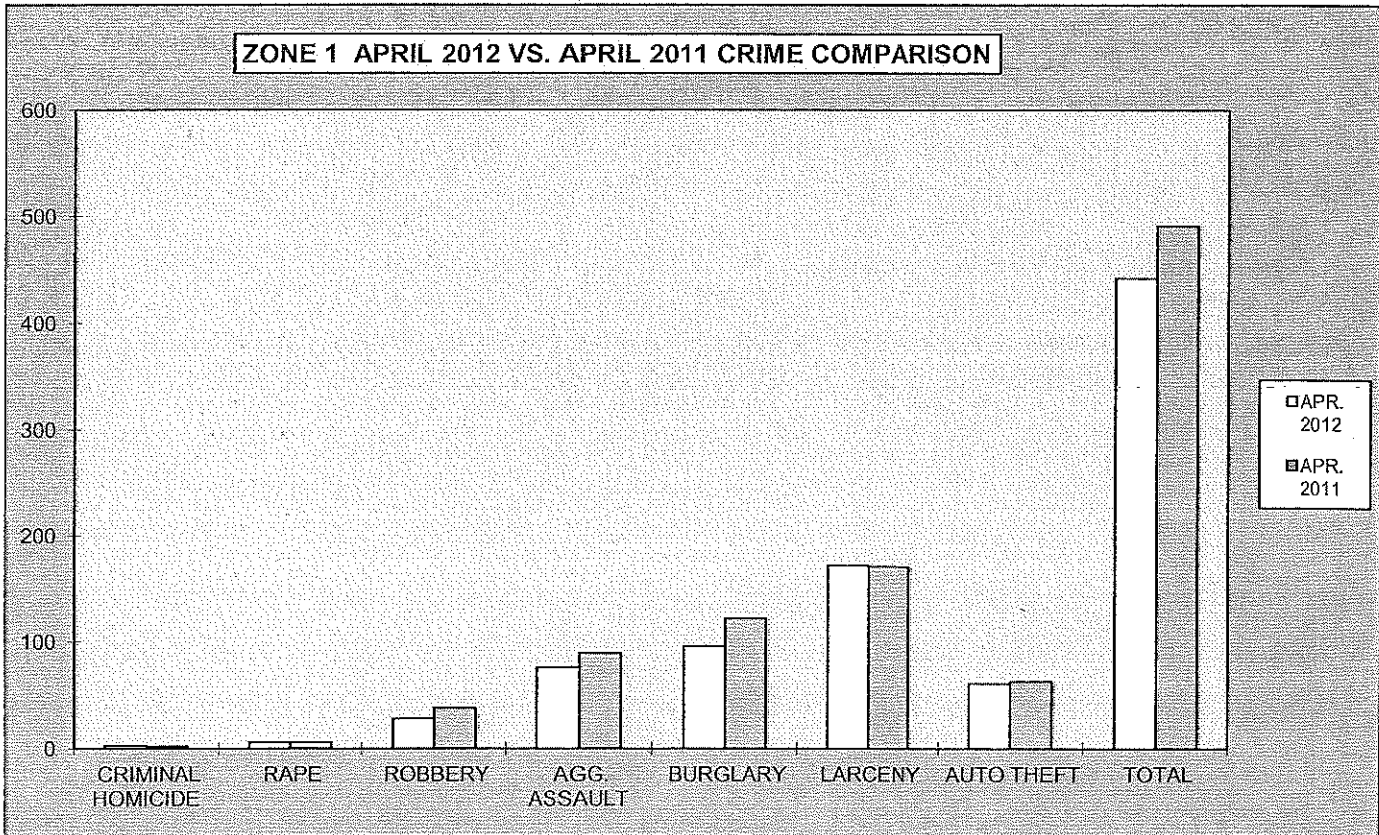
**2012
YEAR TO DATE AREA BREAKDOWN**

FIRST 4 MONTHS CRIME COMPARISON BY ZONE						
CRIME	ZONE 1	ZONE 2	ZONE 3	ZONE 4	ZONE 5	ZONE 6
CRIMINAL HOMICIDE	9	0	7	6	0	2
RAPE	12	5	7	10	0	6
ROBBERY	128	39	136	127	94	86
AGG. ASSAULT	328	77	300	232	89	115
BURGLARY	404	220	468	484	61	189
RESIDENCE	369	172	421	454	26	160
NON-RESIDENCE	35	48	47	30	35	29
LARCENY	602	1,211	539	731	1,296	962
POCKETPICKING	0	13	4	4	9	2
PURSE SNATCHING	16	21	18	16	23	23
SHOPLIFTING	50	275	73	165	138	169
FROM MOTOR VEHICLES	175	503	145	161	656	487
MOTOR VEH. PARTS/ACCESSORIES	85	116	63	57	176	84
BICYCLES	3	7	3	6	14	17
FROM BUILDINGS	76	106	63	78	162	60
FROM COIN OPERATED MACHINES	0	0	0	3	1	0
ALL OTHER	197	170	170	241	117	120
AUTO THEFT	293	160	304	302	160	235
TOTAL	1,776	1,712	1,761	1,892	1,700	1,595



2012
MONTHLY CRIME COMPARISON

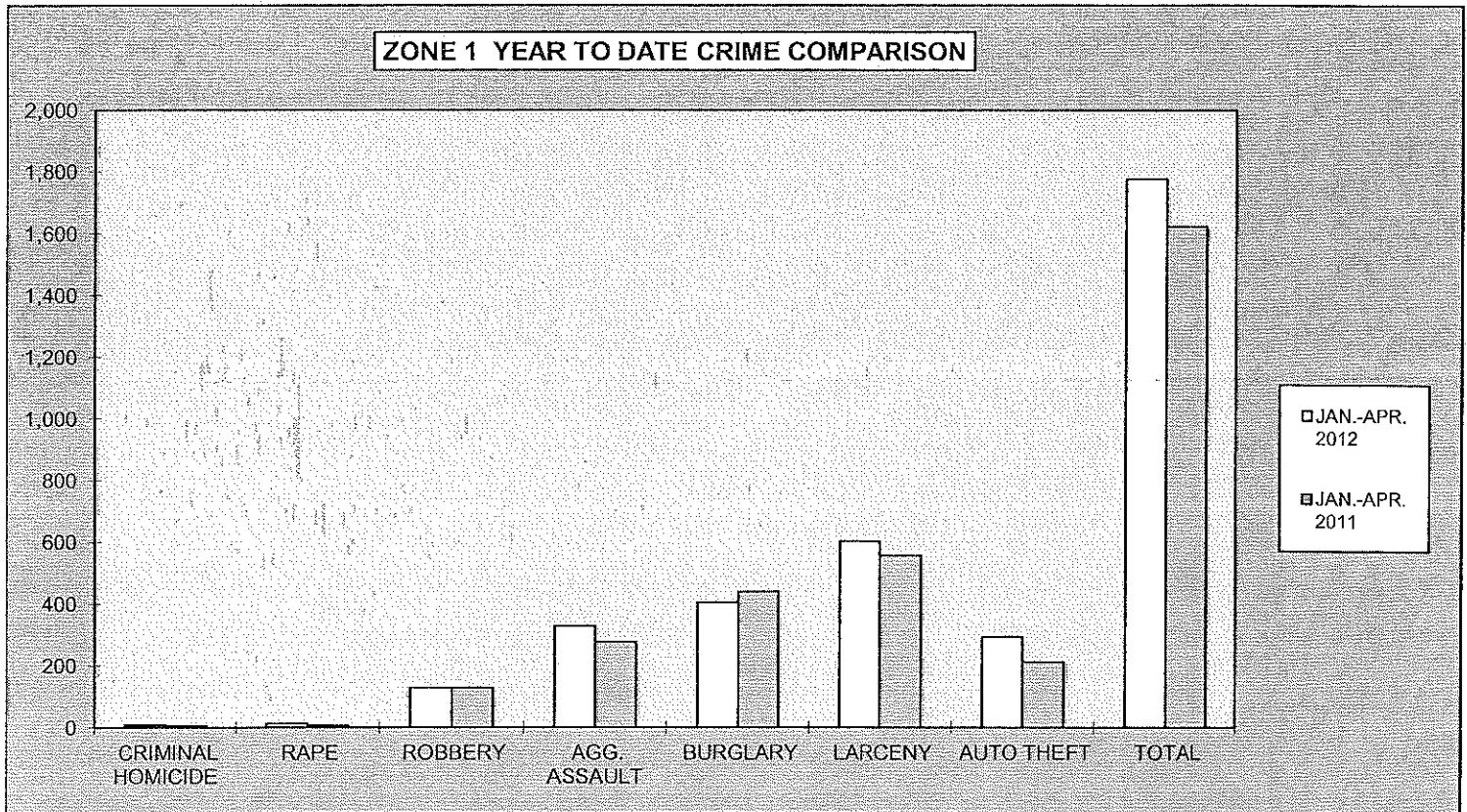
ZONE 1				
CRIME	APR. 2012	APR. 2011	# DIFFERENCE	% DIFFERENCE
CRIMINAL HOMICIDE	3	2	1	50%
RAPE	6	6	0	0%
ROBBERY	28	38	-10	-26%
AGG. ASSAULT	76	89	-13	-15%
BURGLARY	96	122	-26	-21%
RESIDENCE	88	109	-21	-19%
NON-RESIDENCE	8	13	-5	-38%
LARCENY	172	171	1	1%
POCKETPICKING	0	0	0	0%
PURSE SNATCHING	4	1	3	300%
SHOPLIFTING	10	16	-6	-38%
FROM MOTOR VEHICLES	53	51	2	4%
MOTOR VEH. PARTS/ACCESSORIES	24	22	2	9%
BICYCLES	0	3	-3	-100%
FROM BUILDINGS	17	22	-5	-23%
FROM COIN OPERATED MACHINES	0	0	0	0%
ALL OTHER	64	56	8	14%
AUTO THEFT	61	63	-2	-3%
TOTAL	442	491	-49	-10%



* 2011 FIGURES BASED ON OLD ZONE BOUNDARIES - NEW ZONE BOUNDARIES EFFECTIVE 12-13-11

**2012
YEAR TO DATE CRIME COMPARISON**

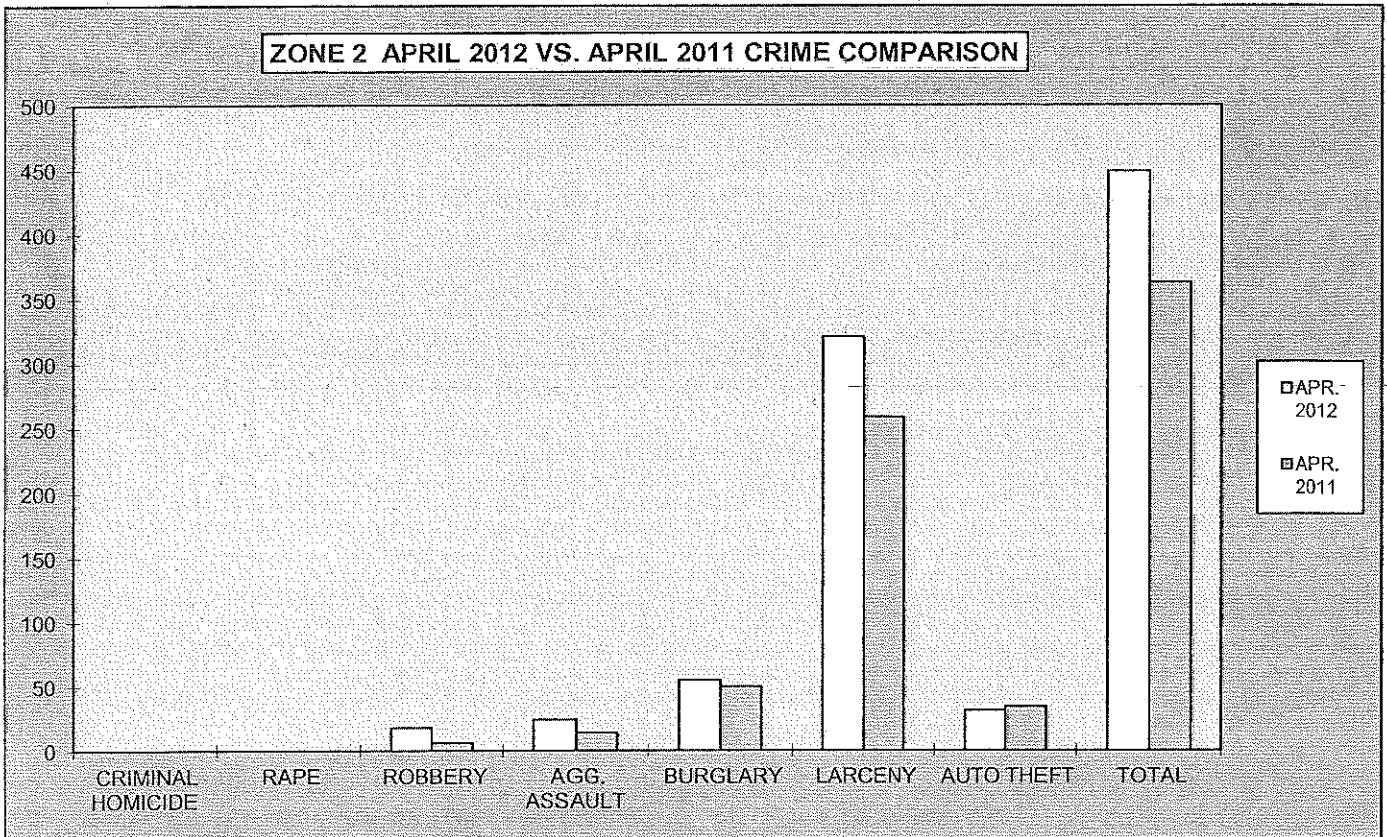
ZONE 1				
CRIME	JAN-APR. 2012	JAN-APR. 2011	# DIFFERENCE	% DIFFERENCE
CRIMINAL HOMICIDE	9	6	3	50%
RAPE	12	6	6	100%
ROBBERY	128	128	0	0%
AGG. ASSAULT	328	276	52	19%
BURGLARY	404	438	-34	-8%
RESIDENCE	369	397	-28	-7%
NON-RESIDENCE	35	41	-6	-15%
LARCENY	602	556	46	8%
POCKETPICKING	0	3	-3	-100%
PURSE SNATCHING	16	6	10	167%
SHOPLIFTING	50	44	6	14%
FROM MOTOR VEHICLES	175	194	-19	-10%
MOTOR VEH. PARTS/ACCESSORIES	85	66	19	29%
BICYCLES	3	5	-2	-40%
FROM BUILDINGS	76	71	5	7%
FROM COIN OPERATED MACHINES	0	0	0	0%
ALL OTHER	197	167	30	18%
AUTO THEFT	293	212	81	38%
TOTAL	1,776	1,622	154	10%



* 2011 FIGURES BASED ON OLD ZONE BOUNDARIES - NEW ZONE BOUNDARIES EFFECTIVE 12-13-11

2012
MONTHLY CRIME COMPARISON

ZONE 2				
CRIME	APR. 2012	APR. 2011	# DIFFERENCE	% DIFFERENCE
CRIMINAL HOMICIDE	0	0	0	0%
RAPE	0	0	0	0%
ROBBERY	18	6	12	200%
AGG. ASSAULT	24	14	10	71%
BURGLARY	55	50	5	10%
RESIDENCE	40	43	-3	-7%
NON-RESIDENCE	15	7	8	114%
LARCENY	321	259	62	24%
POCKETPICKING	1	1	0	0%
PURSE SNATCHING	5	3	2	67%
SHOPLIFTING	76	97	-21	-22%
FROM MOTOR VEHICLES	130	77	53	69%
MOTOR VEH. PARTS/ACCESSORIES	22	14	8	57%
BICYCLES	3	0	3	100%
FROM BUILDINGS	30	37	-7	-19%
FROM COIN OPERATED MACHINES	0	0	0	0%
ALL OTHER	54	30	24	80%
AUTO THEFT	31	34	-3	-9%
TOTAL	449	363	86	24%



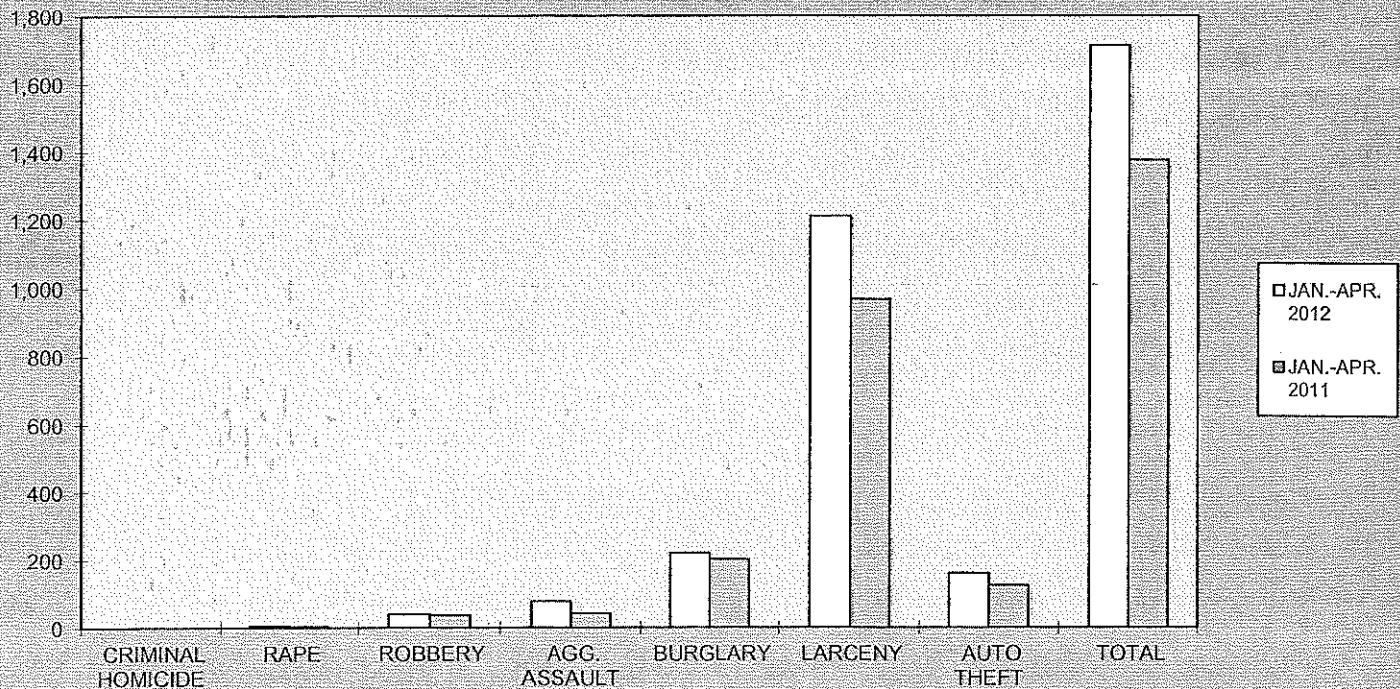
* 2011 FIGURES BASED ON OLD ZONE BOUNDARIES - NEW ZONE BOUNDARIES EFFECTIVE 12-13-11

**2012
YEAR TO DATE CRIME COMPARISON**

ZONE 2

CRIME	JAN -APR. 2012	JAN -APR. 2011	# DIFFERENCE	% DIFFERENCE
CRIMINAL HOMICIDE	0	0	0	0%
RAPE	5	4	1	25%
ROBBERY	39	36	3	8%
AGG. ASSAULT	77	42	35	83%
BURGLARY	220	201	19	9%
RESIDENCE	172	158	14	9%
NON-RESIDENCE	48	43	5	12%
LARCENY	1,211	968	243	25%
POCKETPICKING	13	2	11	550%
PURSE SNATCHING	21	4	17	425%
SHOPLIFTING	275	326	-51	-16%
FROM MOTOR VEHICLES	503	327	176	54%
MOTOR VEH. PARTS/ACCESSORIES	116	71	45	63%
BICYCLES	7	1	6	600%
FROM BUILDINGS	106	134	-28	-21%
FROM COIN OPERATED MACHINES	0	0	0	0%
ALL OTHER	170	103	67	65%
AUTO THEFT	160	124	36	29%
TOTAL	1,712	1,375	337	25%

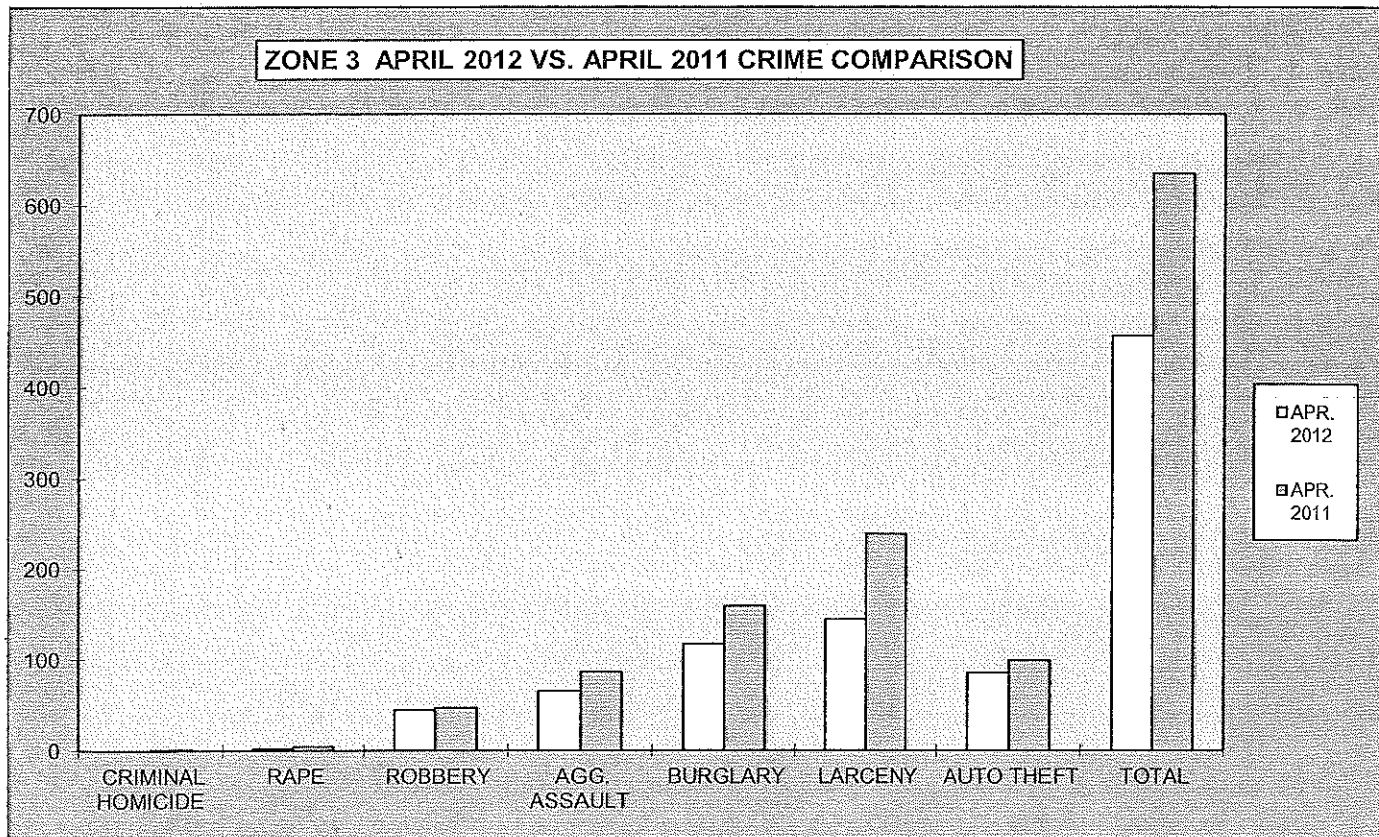
ZONE 2 YEAR TO DATE CRIME COMPARISON



* 2011 FIGURES BASED ON OLD ZONE BOUNDARIES - NEW ZONE BOUNDARIES EFFECTIVE 12-13-11

**2012
MONTHLY CRIME COMPARISON**

ZONE 3					
CRIME	APR. 2012	APR. 2011	# DIFFERENCE	% DIFFERENCE	
CRIMINAL HOMICIDE	0	1	-1	-100%	
RAPE	2	4	-2	-50%	
ROBBERY	44	47	-3	-6%	
AGG. ASSAULT	65	86	-21	-24%	
BURGLARY	117	159	-42	-26%	
RESIDENCE	103	133	-30	-23%	
NON-RESIDENCE	14	26	-12	-46%	
LARCENY	144	239	-95	-40%	
POCKETPICKING	0	1	-1	-100%	
PURSE SNATCHING	4	4	0	0%	
SHOPLIFTING	15	12	3	25%	
FROM MOTOR VEHICLES	60	95	-35	-37%	
MOTOR VEH. PARTS/ACCESSORIES	15	28	-13	-46%	
BICYCLES	0	3	-3	-100%	
FROM BUILDINGS	12	17	-5	-29%	
FROM COIN OPERATED MACHINES	0	0	0	0%	
ALL OTHER	38	79	-41	-52%	
AUTO THEFT	85	99	-14	-14%	
TOTAL	457	635	-178	-28%	



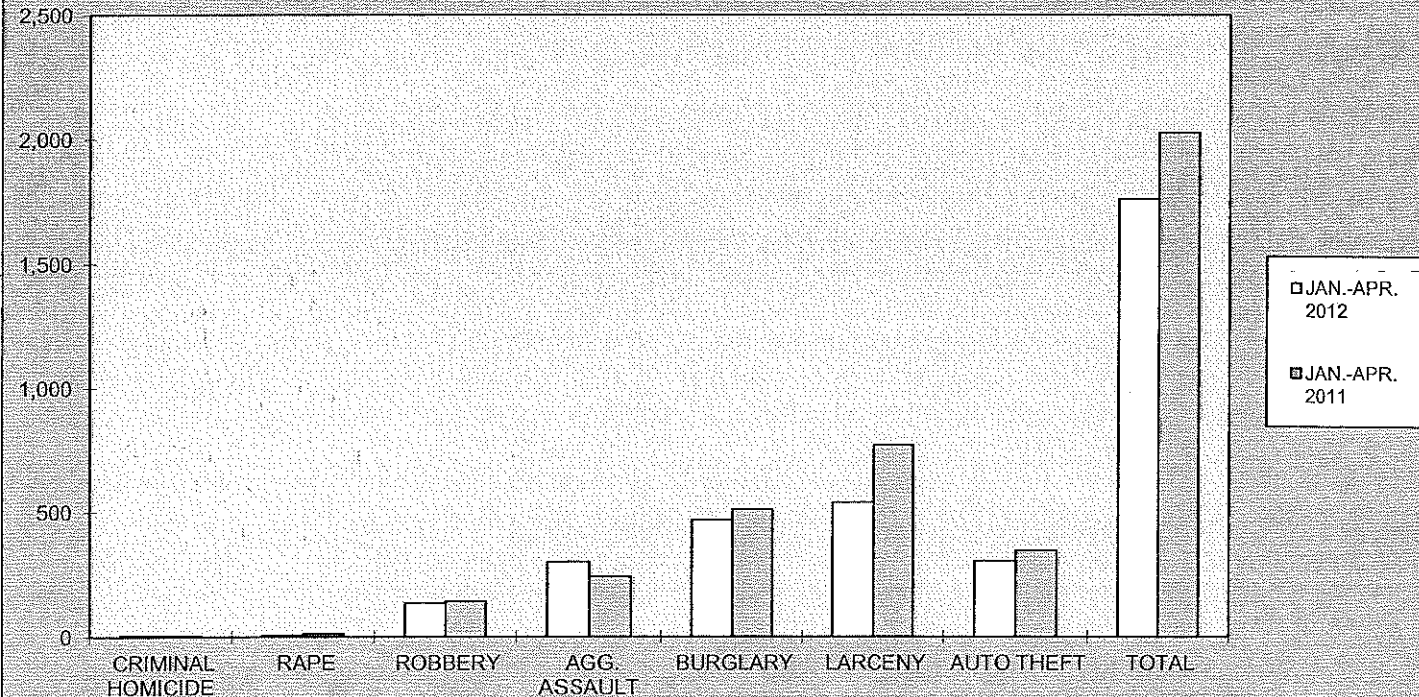
* 2011 FIGURES BASED ON OLD ZONE BOUNDARIES - NEW ZONE BOUNDARIES EFFECTIVE 12-13-11

**2012
YEAR TO DATE CRIME COMPARISON**

ZONE 3

CRIME	JAN -APR. 2012	JAN -APR. 2011	# DIFFERENCE	% DIFFERENCE
CRIMINAL HOMICIDE	7	4	3	75%
RAPE	7	13	-6	-46%
ROBBERY	136	142	-6	-4%
AGG. ASSAULT	300	241	59	24%
BURGLARY	468	510	-42	-8%
RESIDENCE	421	447	-26	-6%
NON-RESIDENCE	47	63	-16	-25%
LARCENY	539	772	-233	-30%
POCKETPICKING	4	3	1	100%
PURSE SNATCHING	18	18	0	0%
SHOPLIFTING	73	56	17	30%
FROM MOTOR VEHICLES	145	310	-165	-53%
MOTOR VEH. PARTS/ACCESSORIES	63	121	-58	-48%
BICYCLES	3	7	-4	-57%
FROM BUILDINGS	63	62	1	2%
FROM COIN OPERATED MACHINES	0	0	0	0%
ALL OTHER	170	195	-25	-13%
AUTO THEFT	304	346	-42	-12%
TOTAL	1,761	2,028	-267	-13%

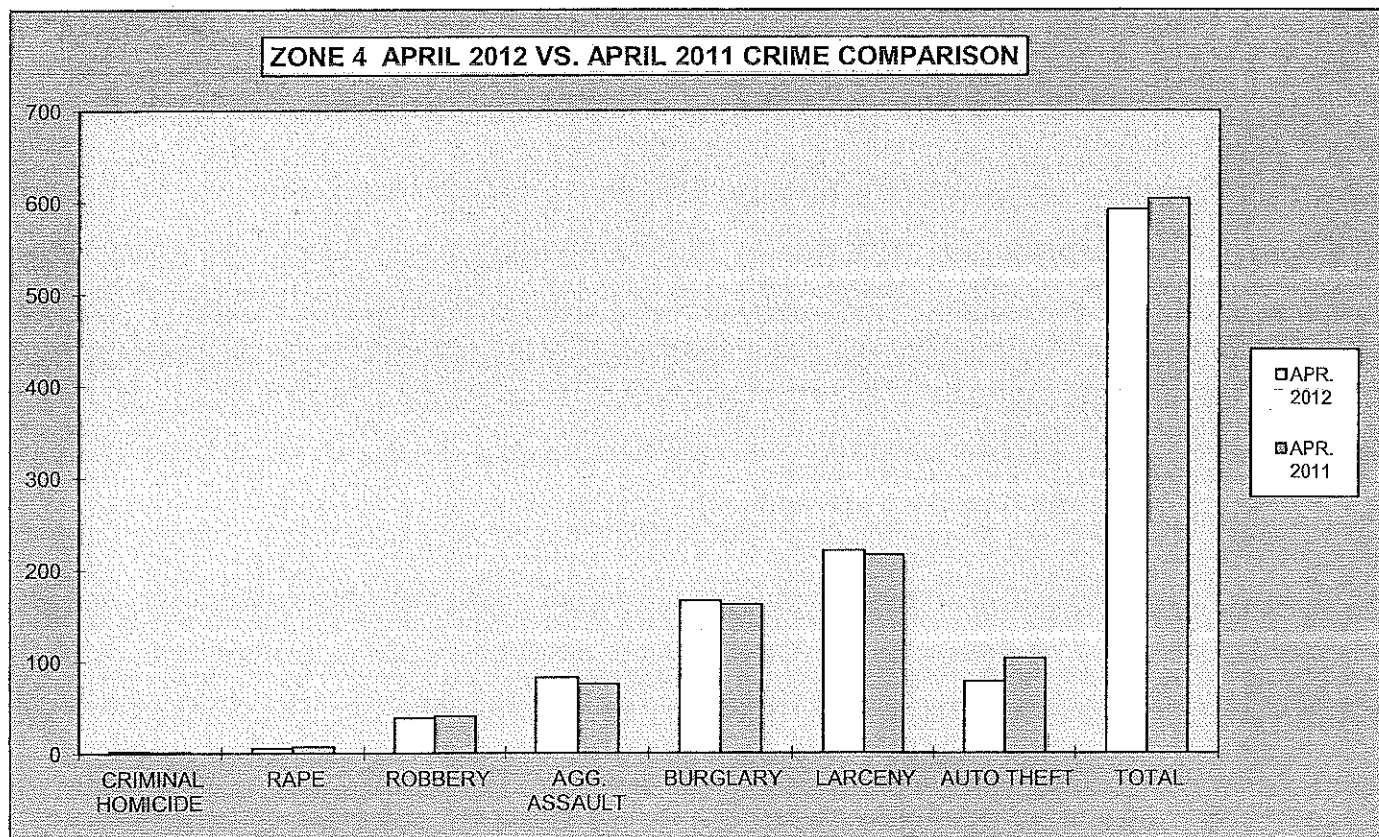
ZONE 3 YEAR TO DATE CRIME COMPARISON



* 2011 FIGURES BASED ON OLD ZONE BOUNDARIES - NEW ZONE BOUNDARIES EFFECTIVE 12-13-11

**2012
MONTHLY CRIME COMPARISON**

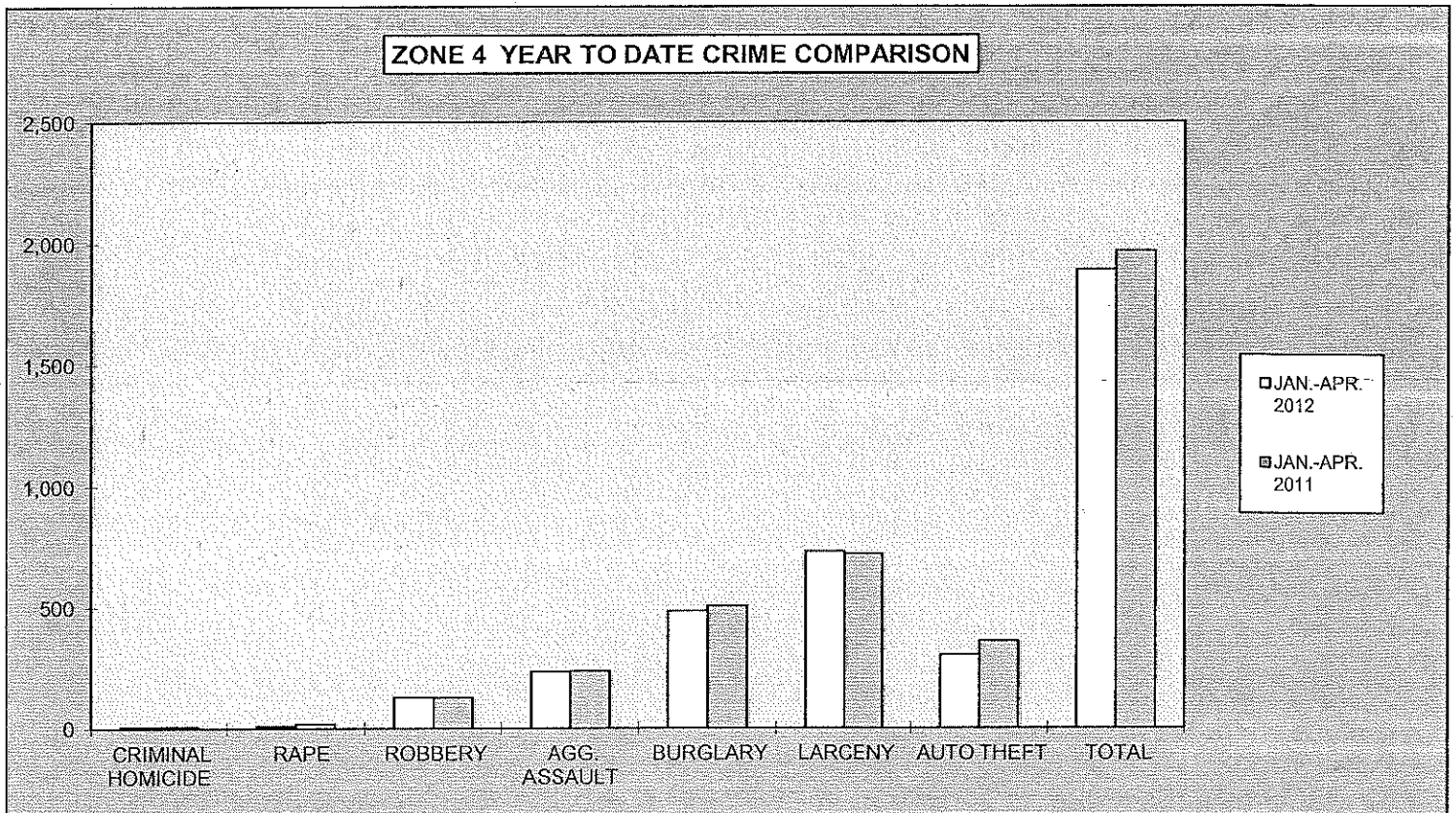
ZONE 4				
CRIME	APR. 2012	APR. 2011	# DIFFERENCE	% DIFFERENCE
CRIMINAL HOMICIDE	2	1	1	100%
RAPE	5	7	-2	-29%
ROBBERY	38	40	-2	-5%
AGG. ASSAULT	82	75	7	9%
BURGLARY	166	162	4	2%
RESIDENCE	156	143	13	9%
NON-RESIDENCE	10	19	-9	-47%
LARCENY	221	216	5	2%
POCKETPICKING	1	1	0	0%
PURSE SNATCHING	3	5	-2	-40%
SHOPLIFTING	55	43	12	28%
FROM MOTOR VEHICLES	52	64	-12	-19%
MOTOR VEH. PARTS/ACCESSORIES	18	25	-7	-28%
BICYCLES	0	1	-1	-100%
FROM BUILDINGS	18	25	-7	-28%
FROM COIN OPERATED MACHINES	2	0	2	100%
ALL OTHER	72	52	20	38%
AUTO THEFT	78	103	-25	-24%
TOTAL	592	604	-12	-2%



* 2011 FIGURES BASED ON OLD ZONE BOUNDARIES - NEW ZONE BOUNDARIES EFFECTIVE 12-13-11

**2012
YEAR TO DATE CRIME COMPARISON**

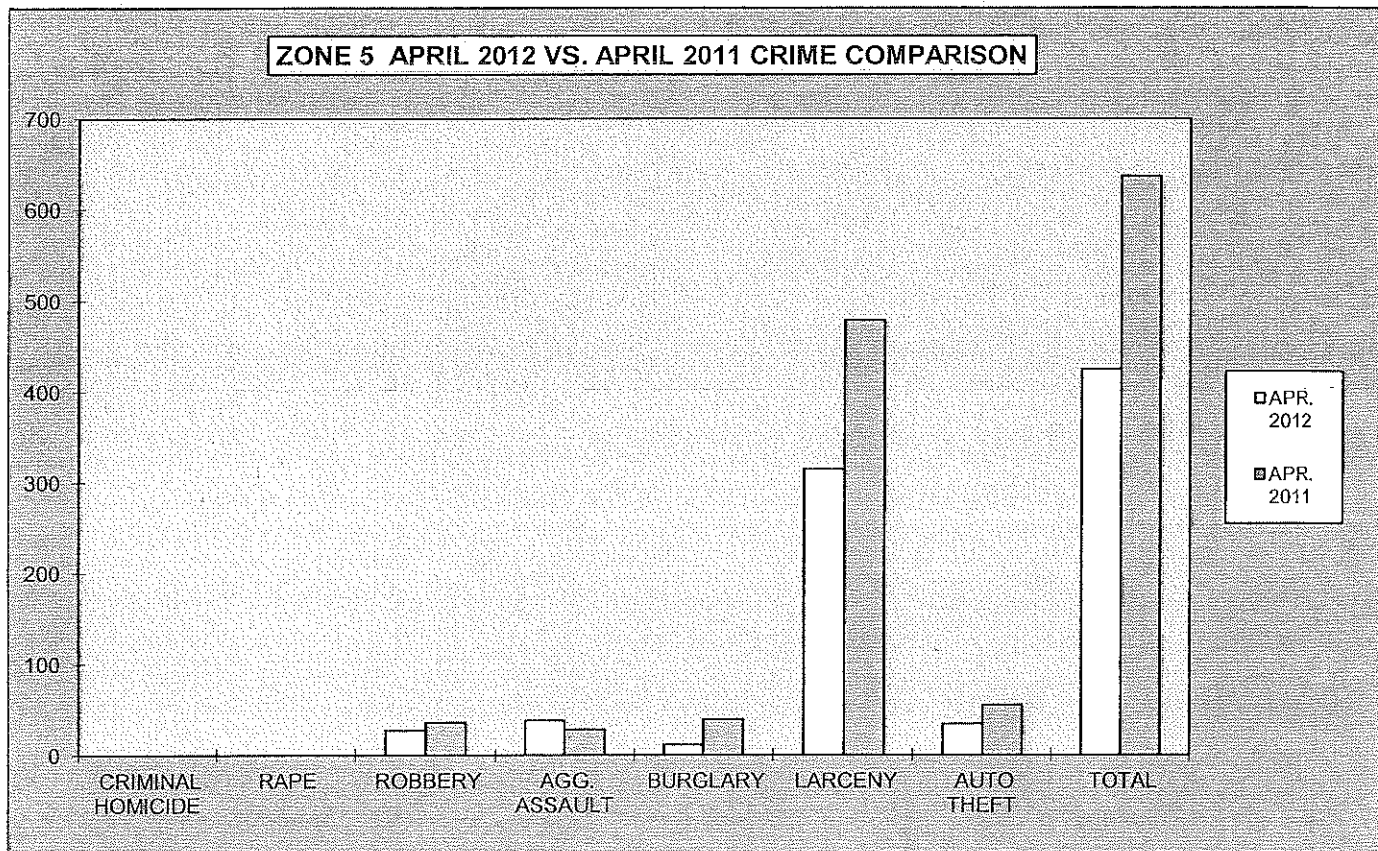
ZONE 4					
CRIME	JAN -APR. 2012	JAN -APR. 2011	# DIFFERENCE	% DIFFERENCE	
CRIMINAL HOMICIDE	6	7	-1	-14%	
RAPE	10	17	-7	-41%	
ROBBERY	127	125	2	2%	
AGG. ASSAULT	232	235	-3	-1%	
BURGLARY	484	504	-20	-4%	
RESIDENCE	454	442	12	3%	
NON-RESIDENCE	30	62	-32	-52%	
LARCENY	731	722	9	1%	
POCKETPICKING	4	1	3	300%	
PURSE SNATCHING	16	15	1	7%	
SHOPLIFTING	165	126	39	31%	
FROM MOTOR VEHICLES	161	214	-53	-25%	
MOTOR VEH. PARTS/ACCESSORIES	57	100	-43	-43%	
BICYCLES	6	5	1	20%	
FROM BUILDINGS	78	97	-19	-20%	
FROM COIN OPERATED MACHINES	3	0	3	100%	
ALL OTHER	241	164	77	47%	
AUTO THEFT	302	359	-57	-16%	
TOTAL	1,892	1,969	-77	-4%	



* 2011 FIGURES BASED ON OLD ZONE BOUNDARIES - NEW ZONE BOUNDARIES EFFECTIVE 12-13-11

2012
MONTHLY CRIME COMPARISON

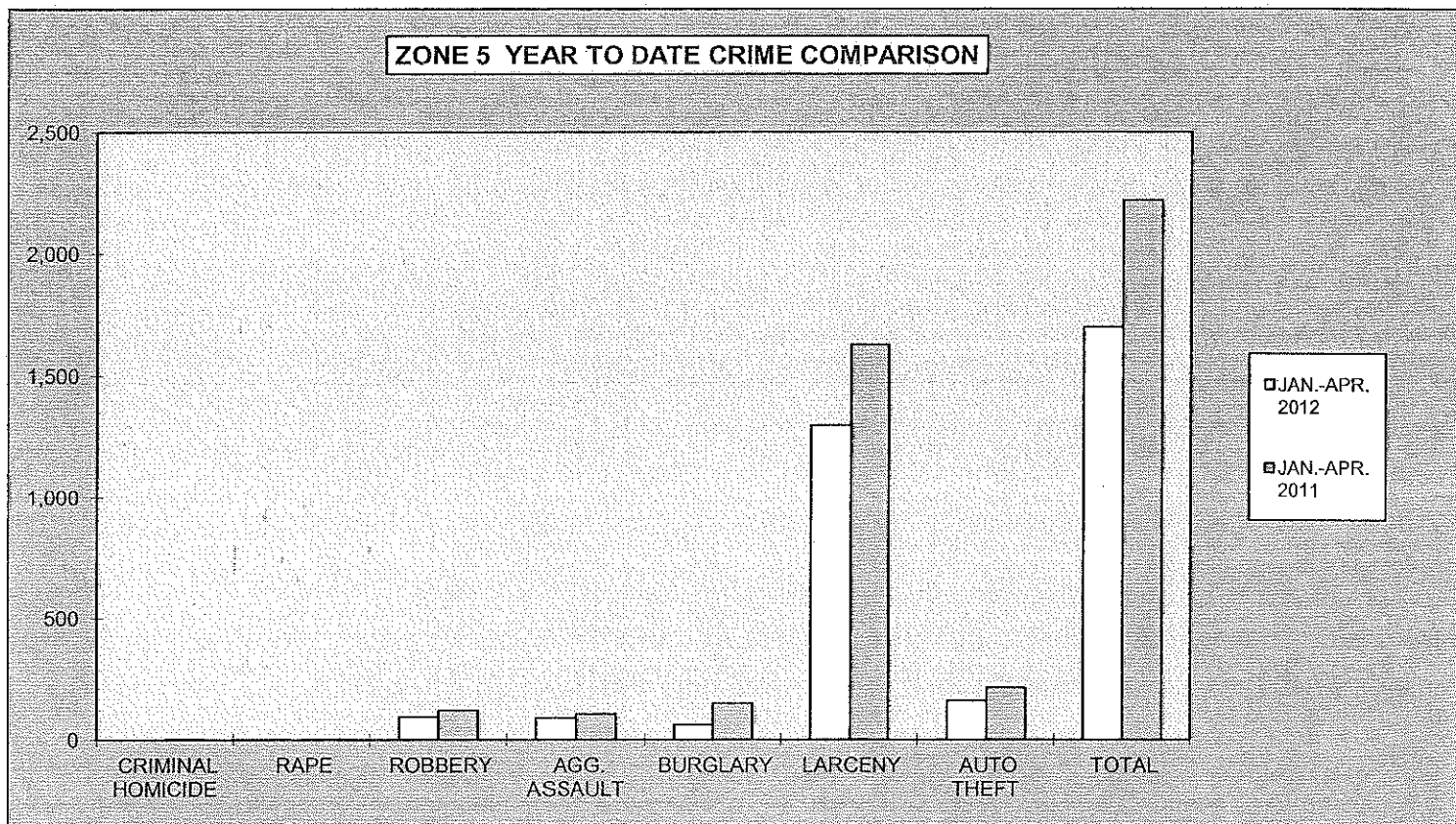
ZONE 5				
CRIME	APR. 2012	APR. 2011	# DIFFERENCE	% DIFFERENCE
CRIMINAL HOMICIDE	0	0	0	0%
RAPE	0	0	0	0%
ROBBERY	27	36	-9	-25%
AGG. ASSAULT	38	28	10	36%
BURGLARY	11	39	-28	-72%
RESIDENCE	4	22	-18	-82%
NON-RESIDENCE	7	17	-10	-59%
LARCENY	315	479	-164	-34%
POCKETPICKING	2	7	-5	-71%
PURSE SNATCHING	7	10	-3	-30%
SHOPLIFTING	38	39	-1	-3%
FROM MOTOR VEHICLES	149	250	-101	-40%
MOTOR VEH. PARTS/ACCESSORIES	39	57	-18	-32%
BICYCLES	4	1	3	300%
FROM BUILDINGS	43	66	-23	-35%
FROM COIN OPERATED MACHINES	0	0	0	0%
ALL OTHER	33	49	-16	-33%
AUTO THEFT	34	55	-21	-38%
TOTAL	425	637	-212	-33%



* 2011 FIGURES BASED ON OLD ZONE BOUNDARIES - NEW ZONE BOUNDARIES EFFECTIVE 12-13-11

**2012
YEAR TO DATE CRIME COMPARISON**

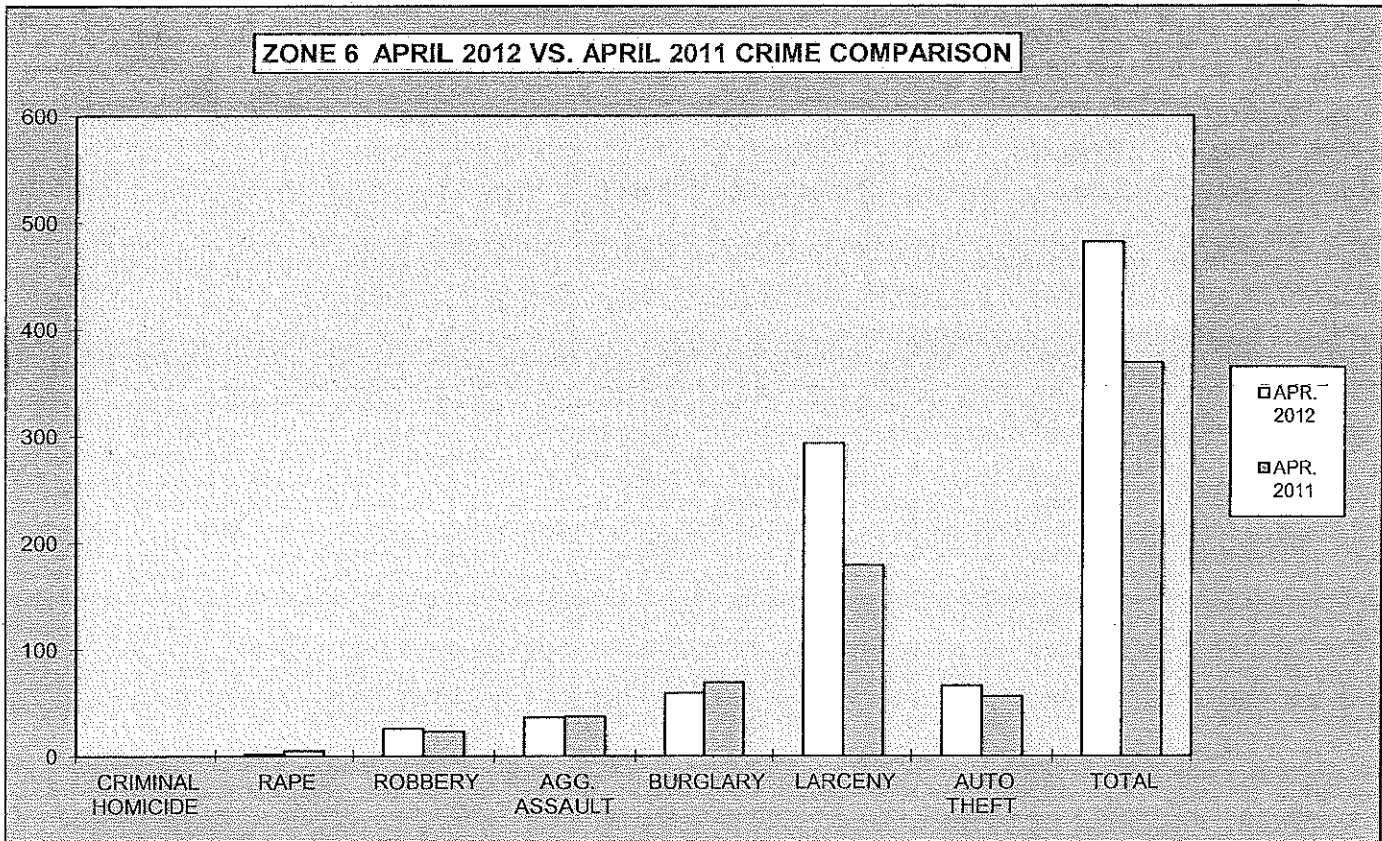
ZONE 5					
CRIME	JAN -APR 2012	JAN -APR 2011	# DIFFERENCE	% DIFFERENCE	
CRIMINAL HOMICIDE	0	2	-2	-100%	
RAPE	0	3	-3	-100%	
ROBBERY	94	121	-27	-22%	
AGG. ASSAULT	89	106	-17	-16%	
BURGLARY	61	149	-88	-59%	
RESIDENCE	26	93	-67	-72%	
NON-RESIDENCE	35	56	-21	-38%	
LARCENY	1,296	1,627	-331	-20%	
POCKETPICKING	9	11	-2	-18%	
PURSE SNATCHING	23	35	-12	-34%	
SHOPLIFTING	138	174	-36	-21%	
FROM MOTOR VEHICLES	656	909	-253	-28%	
MOTOR VEH. PARTS/ACCESSORIES	176	149	27	18%	
BICYCLES	14	18	-4	-22%	
FROM BUILDINGS	162	195	-33	-17%	
FROM COIN OPERATED MACHINES	1	0	1	100%	
ALL OTHER	117	136	-19	-14%	
AUTO THEFT	160	213	-53	-25%	
TOTAL	1,700	2,221	-521	-23%	



* 2011 FIGURES BASED ON OLD ZONE BOUNDARIES - NEW ZONE BOUNDARIES EFFECTIVE 12-13-11

2012
MONTHLY CRIME COMPARISON

ZONE 6					
CRIME	APR. 2012	APR. 2011	# DIFFERENCE	% DIFFERENCE	
CRIMINAL HOMICIDE	0	0	0	0%	
RAPE	2	5	-3	-60%	
ROBBERY	26	23	3	13%	
AGG. ASSAULT	36	37	-1	-3%	
BURGLARY	59	69	-10	-14%	
RESIDENCE	49	68	-19	-28%	
NON-RESIDENCE	10	1	9	900%	
LARCENY	293	179	114	64%	
POCKETPICKING	1	0	1	100%	
PURSE SNATCHING	7	2	5	250%	
SHOPLIFTING	50	45	5	11%	
FROM MOTOR VEHICLES	155	66	89	135%	
MOTOR VEH. PARTS/ACCESSORIES	22	15	7	47%	
BICYCLES	3	2	1	50%	
FROM BUILDINGS	22	21	1	5%	
FROM COIN OPERATED MACHINES	0	1	-1	-100%	
ALL OTHER	33	27	6	22%	
AUTO THEFT	66	56	10	18%	
TOTAL	482	369	113	31%	



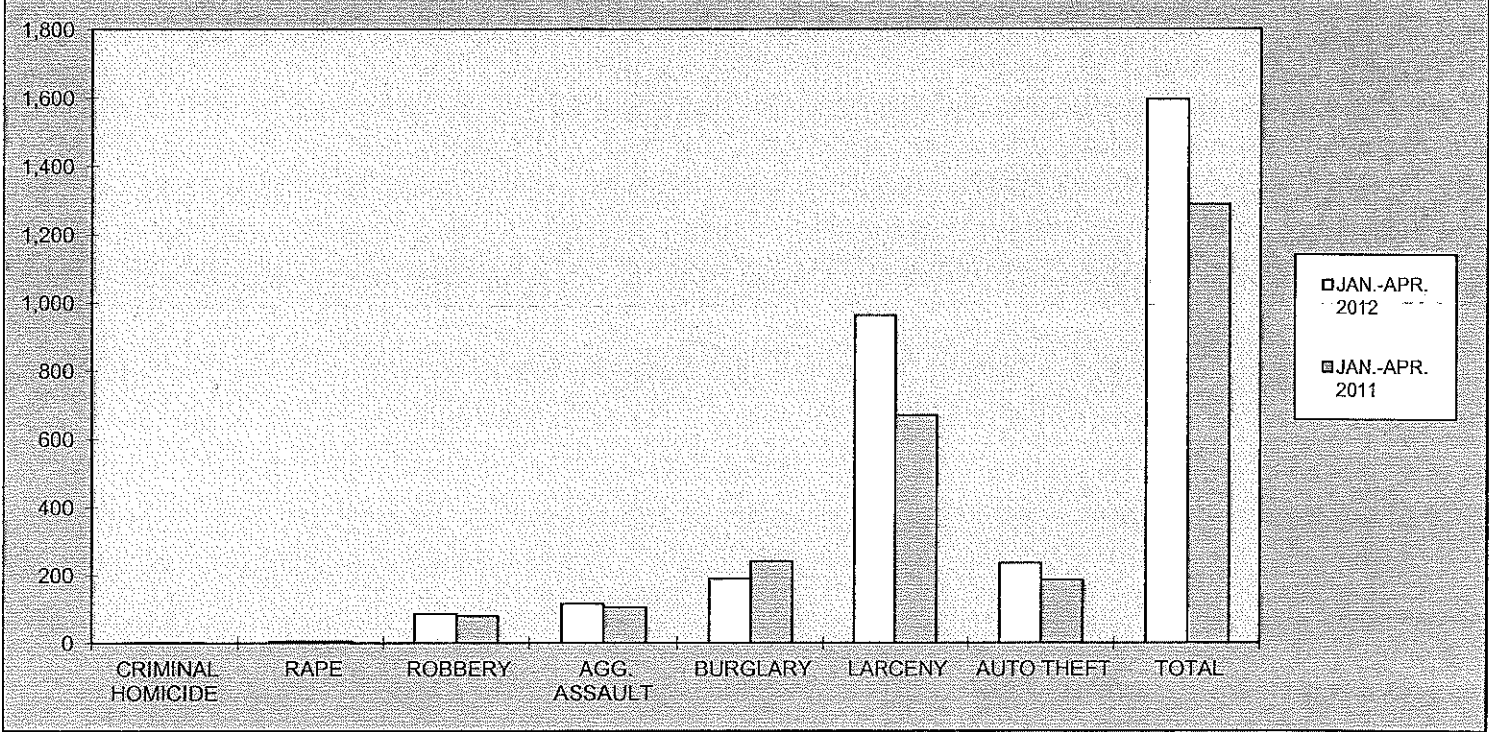
* 2011 FIGURES BASED ON OLD ZONE BOUNDARIES - NEW ZONE BOUNDARIES EFFECTIVE 12-13-11

**2012
YEAR TO DATE CRIME COMPARISON**

ZONE 6

CRIME	JAN-APR. 2012	JAN-APR. 2011	# DIFFERENCE	% DIFFERENCE
CRIMINAL HOMICIDE	2	1	1	100%
RAPE	6	6	0	0%
ROBBERY	86	80	6	8%
AGG. ASSAULT	115	105	10	10%
BURGLARY	189	241	-52	-22%
RESIDENCE	160	216	-56	-26%
NON-RESIDENCE	29	25	4	16%
LARCENY	962	670	292	44%
POCKETPICKING	2	3	-1	-33%
PURSE SNATCHING	23	12	11	92%
SHOPLIFTING	169	137	32	23%
FROM MOTOR VEHICLES	487	294	193	66%
MOTOR VEH. PARTS/ACCESSORIES	84	50	34	68%
BICYCLES	17	25	-8	-32%
FROM BUILDINGS	60	60	0	0%
FROM COIN OPERATED MACHINES	0	2	-2	-100%
ALL OTHER	120	87	33	38%
AUTO THEFT	235	185	50	27%
TOTAL	1,595	1,288	307	24%

ZONE 6 YEAR TO DATE CRIME COMPARISON

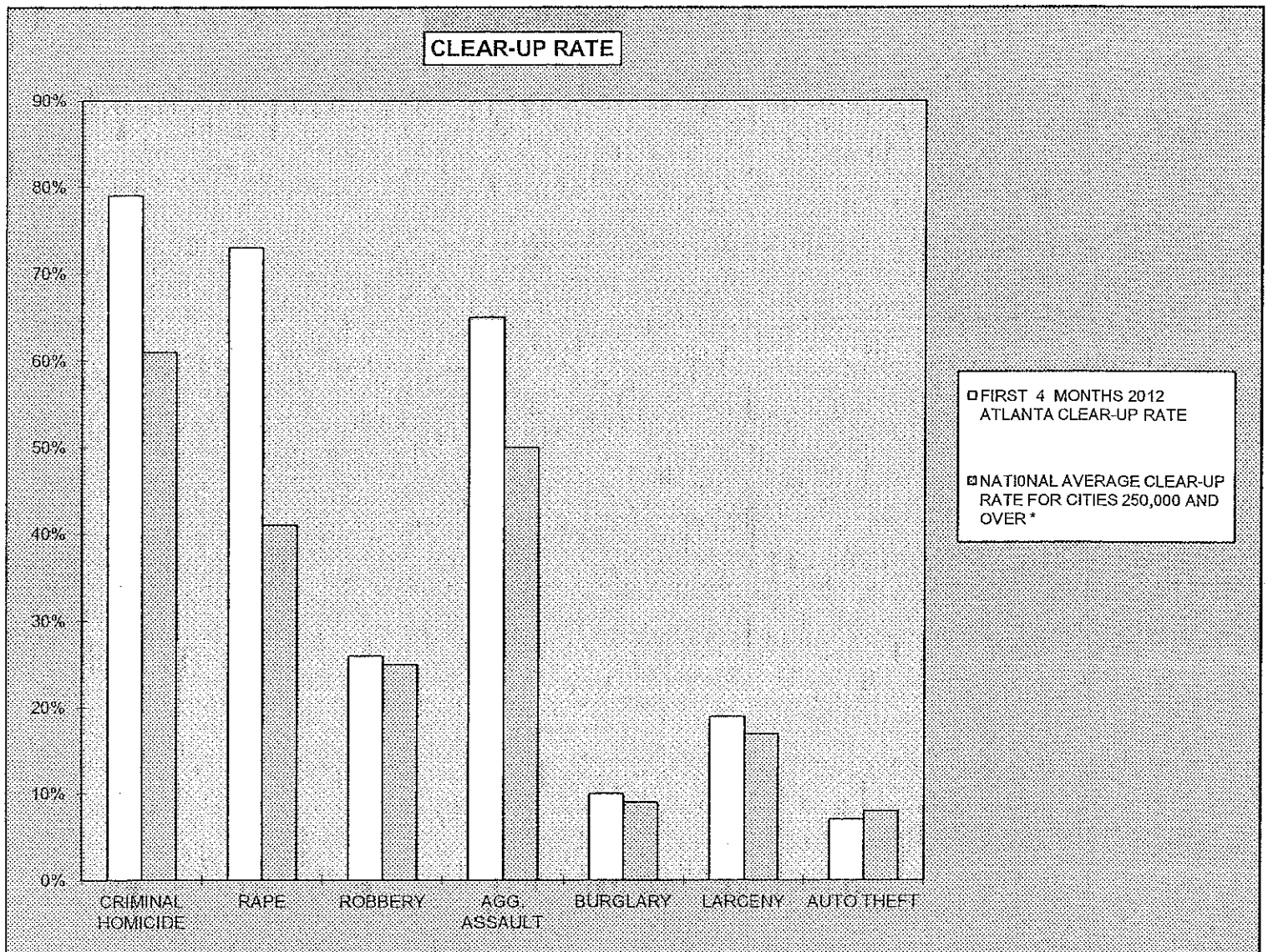


* 2011 FIGURES BASED ON OLD ZONE BOUNDARIES - NEW ZONE BOUNDARIES EFFECTIVE 12-13-11

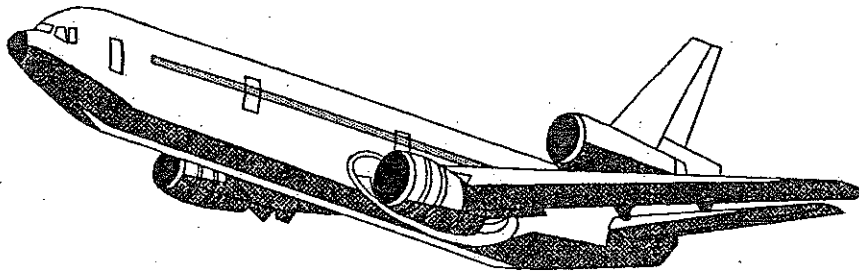
**2012
CRIME COMPARISON
CLEAR-UP RATE**

CRIME	FIRST 4 MONTHS 2012 ATLANTA CLEAR-UP RATE	NATIONAL AVERAGE CLEAR-UP RATE FOR CITIES 250,000 AND OVER *
CRIMINAL HOMICIDE	79%	61%
RAPE	73%	41%
ROBBERY	26%	25%
AGG. ASSAULT	65%	50%
BURGLARY	10%	9%
LARCENY	19%	17%
AUTO THEFT	7%	8%

* National Average for Cities 250,000 and Over Based on Latest Annual (2010) FBI Uniform Crime Report



APD



The Atlanta Airport
UNIFORM CRIME REPORTING



APRIL 2012

SUPPORT SERVICES DIVISION
INFORMATION SERVICES SECTION

RETURN A - MONTHLY RETURN OF OFFENSES KNOWN TO THE POLICE

1-720b (Rev. 8-30-94)
OMB No. 1110-0091

This report is authorized by law Title 28, Section 534, U.S. Code. While you are not required to respond, your cooperation in forwarding this report by the 7th day after the close of the month to Uniform Crime Reports, Federal Bureau of Investigation, Washington, D.C. 20535, will assist in compiling comprehensive, accurate national crime figures on a timely basis.

1 CLASSIFICATION OF OFFENSES	Date Entry	2 OFFENSES REPORTED OR KNOWN TO POLICE (INCLUDE "UNFOUNDED" AND ATTEMPTS)	3 UNFOUNDED, I.E., FALSE OR BASELESS COMPLAINTS	4 NUMBER OF ACTUAL OFFENSES (COLUMN 2 MINUS COLUMN 3) INCLUDE ATTEMPTS	5 TOTAL OFFENSES CLEARED BY ARREST OR EXCEPTIONAL MEANS (INCLUDES COL 6)	6 NUMBER OF CLEARANCES INVOLVING ONLY PERSONS UNDER 18 YEARS OF AGE
1. CRIMINAL HOMICIDE						
a. MURDER AND NONNEGLIGENT HOMICIDE	11	0	0	0	0	0
b. MANSLAUGHTER BY NEGLIGENCE	12					
2. FORCIBLE RAPE TOTAL	20	0	0	0	0	0
a. Rape by Force	21	0	0	0	0	0
b. Attempts to commit Forcible Rape	22	0	0	0	0	0
3. ROBBERY TOTAL	30	0	0	0	0	0
a. Firearm	31	0	0	0	0	0
b. Knife or Cutting Instrument	32	0	0	0	0	0
c. Other Dangerous Weapon	33	0	0	0	0	0
d. Strong-Arm (Hands, Fists, Feet, etc.)	34	0	0	0	0	0
4. ASSAULT TOTAL	40	2	0	2	0	0
a. Firearm	41	0	0	0	0	0
b. Knife or cutting Instrument	42	0	0	0	0	0
c. Other Dangerous Weapon	43	0	0	0	0	0
d. Strong-Arm	44	0	0	0	0	0
e. Other Assaults - Simple, Not Aggravated	45	2	0	2	0	0
5. BURGLARY TOTAL	50	0	0	0	0	0
a. Forcible Entry	51	0	0	0	0	0
b. Unlawful Entry - No Force	52	0	0	0	0	0
c. Attempted Forcible Entry	53	0	0	0	0	0
6. LARCENY THEFT TOTAL (except Motor Vehicle Theft)	60	20	0	20	1	0
7. MOTOR VEHICLE THEFT TOTAL	70	3	0	3	0	0
a. Autos	71	3	0	3	0	0
b. Trucks and Buses	72	0	0	0	0	0
c. Other Vehicles	73	0	0	0	0	0
GRAND TOTAL	77	25	0	25	1	0

CHECKING ANY OF THE APPROPRIATE BLOCKS BELOW WILL ELIMINATE YOUR NEED TO SUBMIT REPORTS WHEN THE VALUES ARE ZERO. THIS WILL ALSO AID THE NATIONAL PROGRAM IN ITS QUALITY CONTROL EFFORTS.

NO SUPPLEMENTARY HOMICIDE REPORT SUBMITTED SINCE NO MURDERS, JUSTIFIABLE HOMICIDES, OR MANSLAUGHTER BY NEGLIGENCE OCCURRED IN THIS JURISDICTION DURING THE MONTH.

NO SUPPLEMENT TO RETURN A REPORT SINCE NO CRIME OFFENSES OR RECOVERY OF PROPERTY REPORTED DURING THE MONTH.

NO LAW ENFORCEMENT OFFICERS KILLED OR ASSAULTED REPORT SINCE NONE OF THE OFFICERS WERE ASSAULTED OR KILLED DURING THE MONTH.

NO AGE, SEX, AND RACE OF PERSONS ARRESTED UNDER 18 YEARS OF AGE REPORT SINCE NO ARRESTS OF PERSONS WITHIN THIS AGE GROUP.

NO AGE, SEX, AND RACE OF PERSONS ARRESTED 18 YEARS OF AGE AND OVER REPORT SINCE NO ARRESTS OF PERSONS WITHIN THIS AGE GROUP.

NO MONTHLY RETURN OF ARSON OFFENSES KNOWN TO LAW ENFORCEMENT REPORT SINCE NO ARSONS OCCURRED.

DO NOT USE THIS SPACE

INITIALS

RECORDED

EDITED

ENTERED

ADJUSTED

WORKS

* TOTALS INCLUDE PREVIOUS OFFENSES

APRIL 2012

Month and Year of Report

GA 060240X

Agency Identifier

MAY 14, 2012

Date

ATLANTA AIRPORT POLICE - GEORGIA

Agency and State

Clyde L. Johnson
Prepared By
LIEUTENANT

George W. Jones
CHIEF

Chief, Commissioner, Sheriff, or Superintendent

PROPERTY STOLEN BY CLASSIFICATION

CLASSIFICATION	DATA ENTRY	Number of Actual Offenses (Column 4 Return A)	Monetary Value of Property Stolen
1. MURDER AND NONNEGLIGENT MANSLAUGHTER	12	0	\$ 0.00
2. FORCIBLE RAPE	20	0	\$ 0.00
3. ROBBERY			
(a) HIGHWAY (streets, alleys, etc.)	31	0	0.00
(b) COMMERCIAL HOUSE (except c, d, and f)	32	0	0.00
(c) GAS OR SERVICE STATION	33	0	0.00
(d) CONVENIENCE STORE	34	0	0.00
(e) RESIDENCE (anywhere on premises)	35	0	0.00
(f) BANK	36	0	0.00
(g) MISCELLANEOUS	37	0	0.00
TOTAL ROBBERY	30	0	\$ 0.00
5. BURGLARY - BREAKING OR ENTERING			
(a) RESIDENCE (dwelling)			
(1) NIGHT (6 p.m. - 6 a.m.)	51	0	0.00
(2) DAY (6 a.m. - 6 p.m.)	52	0	0.00
(3) UNKNOWN	53	0	0.00
(b) NON-RESIDENCE (store, office, etc.)			
(1) NIGHT (6 p.m. - 6 a.m.)	54	0	0.00
(2) DAY (6 a.m. - 6 p.m.)	55	0	0.00
(3) UNKNOWN	56	0	0.00
TOTAL BURGLARY	50	0	\$ 0.00
6. LARCENY - THEFT (Except Motor Vehicle Theft)			
(a) \$200 AND OVER	61	11	14,011.00
(b) \$50 TO \$200	62	1	100.00
(c) UNDER \$50	63	8	3.00
TOTAL LARCENY (Same as Item 6X)	60	20	\$ 14,114.00
7. MOTOR VEHICLE THEFT (Include Alleged Joy Ride)	70	3	\$ 5,003.00
GRAND TOTAL - ALL ITEMS	77	23	\$ 19,117.00
ADDITIONAL ANALYSIS OF LARCENY AND MOTOR VEHICLE THEFT			
6X. NATURE OF LARCENIES UNDER ITEM 6			
(a) POCKET-PICKING	81	0	0.00
(b) PURSE-SNATCHING	82	1	1.00
(c) SHOPLIFTING	83	2	0.00
(d) FROM MOTOR VEHICLES (except e)	84	3	4,623.00
(e) MOTOR VEHICLE PARTS AND ACCESSORIES	85	5	6,200.00
(f) BICYCLES	86	0	0.00
(g) FROM BUILDING (except c and h)	87	2	0.00
(h) FROM ANY COIN-OPERATED MACHINES (parking meters, etc.)	88	1	800.00
(i) ALL OTHER	89	6	2,490.00
TOTAL LARCENIES (Same as Item 6)	80	20	\$ 14,114.00
7X. MOTOR VEHICLES RECOVERED			
(a) STOLEN LOCALLY AND RECOVERED LOCALLY	91	1	
(b) STOLEN LOCALLY AND RECOVERED BY OTHER JURISDICTIONS	92	1	
(c) TOTAL LOCALLY STOLEN MOTOR VEHICLES RECOVERED (a & b)	93	2	
(d) STOLEN IN OTHER JURISDICTIONS AND RECOVERED LOCALLY	90	2	

SUPPLEMENT TO RETURN A
MONTHLY RETURN OF OFFENSES KNOWN TO THE POLICE

1-706 (Rev.8-30-94)
Form Approved
OMB No. 1110-0007

This report is authorized by law, Title 28, Section 534, U. S. Code. While you are not required to respond, your cooperation in submitting this report with the Return A will assist the FBI in compiling comprehensive, accurate figures on a timely basis.

This form deals with the nature of crime and the monetary value of property stolen and recovered. The total offenses recorded on the form should be the same as the number of actual offenses listed in Column 4 of the Return A for each crime class. Include attempted crimes on this form, but do not include unfounded offenses. If you cannot complete the report in all areas, please record as much information as is available. Tally sheets will be sent upon request.

PROPERTY BY TYPE AND VALUE

Type of Property (1)	Date Entry	Monetary Value of Property Stolen in Your Jurisdiction	
		Stolen (2)	Recovered (3)
(A) Currency, Notes, Etc.	01	\$ 20.00	\$ 0.00
(B) Jewelry and Precious Metals	02	0.00	0.00
(C) Clothing and Furs	03	1.00	0.00
(D) Locally Stolen Motor Vehicles	04	5,003.00	1.00
(E) Office Equipment	05	400.00	0.00
(F) Televisions, Radios, Stereos, Etc.	06	4,491.00	0.00
(G) Firearms	07	0.00	0.00
(H) Household Goods	08	0.00	0.00
(I) Consumable Goods	09	0.00	0.00
(J) Livestock	10	0.00	0.00
(K) Miscellaneous	11	9,202.00	0.00
TOTAL	00	\$ 19,117.00	\$ 1.00

The total of this column should agree with the Grand Total (DATA ENTRY 77) shown on page 2.

Include in this column all property recovered even though stolen in prior months. The above is an accounting for only that property stolen in your jurisdiction. This will include property recovered for you by other jurisdictions, but not property you recover for them.

MAY 14, 2012
DATE

Clifton Yalk
PREPARED BY LIEUTENANT TITLE

George N. Jones
CHIEF TITLE
CHIEF, COMMISSIONER, SHERIFF OR SUPERINTENDENT

APRIL 2012
Month and Year of Report

GA 060240X
Agency Identifier

ATLANTA AIRPORT POLICE - GEORGIA
Agency and State

**ATLANTA AIRPORT POLICE
AGE, SEX, AND RACE OF PERSONS ARRESTED
17 YEARS OF AGE AND OVER**

MONTH APRIL

YEAR 2012

CLASSIFICATION OF OFFENSES	SEX	AGE OF PERSON ARRESTED																TOTAL	RACE				ETHNIC	
		17	18	19	20	21	22	23	24 29	30 34	35 39	40 44	45 49	50 54	55 59	60 64	65 UP		White	Black	Native Amer.	Asian/Pacific	Whi. Hispanic	Blck Hispanic
Murder/Nonnegligent Manslaughter	01a	M																0						
	F																	0						
Manslaughter by Negligence	01b	M																0						
	F																	0						
Forcible Rape	02	M																0						
	F																	0						
Robbery	03	M																0						
	F																	0						
Aggravated Assault	04	M																0						
	F																	0						
Burglary- Breaking or Entering	05	M																0						
	F																	0						
Larceny - Theft (except Motor Vehicle Theft)	06	M																0						
	F																	0						
Motor Vehicle Theft	07	M																0						
	F																	0						
Other Assaults	08	M																0						
	F																	0						
Arson	09	M																0						
	F																	0						
Forgery and Counterfeiting	10	M																0						
	F																	0						
Fraud	11	M								1								1						
	F							1										1		2				
Embezzlement	12	M																0						
	F																	0						
Stolen Property; Buying, Receiving, Possessing	13	M								1								1						
	F																	0		1				
Vandalism	14	M								2		1	1	2		1		7						
	F																	0	4	2		1		
Weapons	15	M																0						
	F																	0						

ATLANTA AIRPORT POLICE
 AGE, SEX, AND RACE OF PERSONS ARRESTED
 17 YEARS OF AGE AND OVER

MONTH APRIL

YEAR 2012

CLASSIFICATION OF OFFENSES	SEX	AGE OF PERSON ARRESTED															TOTAL	RACE				ETHNIC		
		17	18	19	20	21	22	23	24 29	30 34	35 39	40 44	45 49	50 54	55 59	60 64		65 UP	White	Black	Native Amer.	Asian/Pacific	Whi. Hispanic	Blck Hispanic
Prostitution and Commercialized Vice	M																	0						
	F																	0						
Sex Offenses (except Rape and Prostitution)	M																	0						
	F																	0						
Drug Abuse Violations Grand Total	M	0	0	0	0	0	0	0	0	0	1	0	0	0	0	0	0	1						
	F	0	0	0	0	0	0	0	0	0	0	0	0	0	0	0	0	0	1	0	0	0	0	0
(1) Sale/Manufacturing Subtotal	M	0	0	0	0	0	0	0	0	0	0	0	0	0	0	0	0	0						
	F	0	0	0	0	0	0	0	0	0	0	0	0	0	0	0	0	0	0	0	0	0	0	0
Opium or Cocaine and their derivatives	M																	0						
	F																	0						
Marijuana	M																	0						
	F																	0						
Synthetic Narcotics	M																	0						
	F																	0						
Other Dangerous Non-Narcotic Drugs	M																	0						
	F																	0						
(2) Possession Subtotal	M	0	0	0	0	0	0	0	0	0	1	0	0	0	0	0	0	1						
	F	0	0	0	0	0	0	0	0	0	0	0	0	0	0	0	0	0	1	0	0	0	0	0
Opium or Cocaine and their derivatives	M																	0						
	F																	0						
Marijuana	M										1							1						
	F																	0	1					
Synthetic Narcotics	M																	0						
	F																	0						
Other Dangerous Non-Narcotic Drugs	M																	0						
	F																	0						
Gambling Total	M	0	0	0	0	0	0	0	0	0	0	0	0	0	0	0	0	0						
	F	0	0	0	0	0	0	0	0	0	0	0	0	0	0	0	0	0	0	0	0	0	0	0
Bookmaking	M																	0						
	F																	0						
Numbers and Lottery	M																	0						
	F																	0						

ATLANTA AIRPORT POLICE
AGE, SEX, AND RACE OF PERSONS ARRESTED
17 YEARS OF AGE AND OVER

MONTH APRIL

YEAR 2012

CLASSIFICATION OF OFFENSES	SEX	AGE OF PERSON ARRESTED														TOTAL	RACE				ETHNIC			
		17	18	19	20	21	22	23	24 29	30 34	35 39	40 44	45 49	50 54	55 59		60 64	65 UP	White	Black	Native Amer.	Asian/Pacific	Whi. Hispanic	Black Hispanic
All Other Gambling	M																	0						
	F																	0						
Offenses Against Family And Children	M																	0						
	F																	0						
Driving Under the Influence	M																	0						
	F																	0						
Liquor Laws	M																	0						
	F																	0						
Drunkenness	M																	0						
	F																	0						
Disorderly Conduct	M									1							1	2						
	F																	0						
Vagrancy	M																	0		2				
	F																	0						
All Other Offenses (except Traffic)	M					1			1	2	4	9	6	2	4	2	1	32						
	F											1						1	3	30				
Suspicion	M																	0						
	F																	0						
TOTAL		0	0	0	0	1	0	1	3	5	5	11	7	4	4	4	1	46	8	37	0	1	0	0

APRIL 2012

Month and Year of Report

GA 060240X

Agency Identifier

MAY 14, 2012

Date

Clyde Galt
Prepared By

LIEUTENANT
Title

ATLANTA AIRPORT POLICE - GEORGIA

Agency and State

George N. Johnson
Chief, Commissioner, Sheriff, or Superintendent

CHIEF

**ATLANTA AIRPORT POLICE
AGE, SEX, AND RACE OF PERSONS ARRESTED
16 YEARS OF AGE AND UNDER**

MONTH APRIL

YEAR 2012

CLASSIFICATION OF OFFENSES	SEX	AGE						RACE				ETHNIC	
		0 9	10 12	13 14	15	16	TOTAL	White	Black	Native Amer.	Asian/Pacific	Whi. Hispanic	Blck Hispanic
Murder/Nonnegligent Manslaughter	01a M						0						
	F						0						
Manslaughter by Negligence	01b M						0						
	F						0						
Forcible Rape	02 M						0						
	F						0						
Robbery	03 M						0						
	F						0						
Aggravated Assault	04 M						0						
	F						0						
Burglary- Breaking or Entering	05 M						0						
	F						0						
Larceny - Theft (except Motor Vehicle Theft)	06 M						0						
	F						0						
Motor Vehicle Theft	07 M						0						
	F						0						
Other Assaults	08 M						0						
	F						0						
Arson	09 M						0						
	F						0						
Forgery and Counterfeiting	10 M						0						
	F						0						
Fraud	11 M						0						
	F						0						
Embezzlement	12 M						0						
	F						0						
Stolen Property, Buying, Receiving, Possessing	13 M						0						
	F						0						
Vandalism	14 M						0						
	F						0						
Weapons	15 M						0						
	F						0						
Prostitution and Commercialized Vice	16 M						0						
	F						0						

ATLANTA AIRPORT POLICE
AGE, SEX, AND RACE OF PERSONS ARRESTED
16 YEARS OF AGE AND UNDER

MONTH APRIL

YEAR 2012

CLASSIFICATION OF OFFENSES	SEX	AGE						RACE				ETHNIC	
		09	1012	1314	15	16	TOTAL	White	Black	Native Amer.	Asian/Pacific	Whi. Hispanic	Blck Hispanic
Sex Offenses (except Rape and Prostitution)	17 M						0						
	F						0						
Drug Abuse Violations Grand Total	18 M	0	0	0	0	0	0						
	F	0	0	0	0	0	0	0	0	0	0	0	0
(1) Sale/Manufacturing Subtotal	180 M	0	0	0	0	0	0						
	F	0	0	0	0	0	0	0	0	0	0	0	0
Opium or Cocaine and their Derivatives	a M						0						
	F						0						
Marijuana	b M						0						
	F						0						
Synthetic Narcotics	c M						0						
	F						0						
Other Dangerous Non-Narcotic Drugs	d M						0						
	F						0						
(2) Possession Subtotal	185 M	0	0	0	0	0	0						
	F	0	0	0	0	0	0	0	0	0	0	0	0
Opium or Cocaine and their Derivatives	e M						0						
	F						0						
Marijuana	f M						0						
	F						0						
Synthetic Narcotics	g M						0						
	F						0						
Other Dangerous Non-Narcotic Drugs	h M						0						
	F						0						
Gambling Total	19 M	0	0	0	0	0	0						
	F	0	0	0	0	0	0	0	0	0	0	0	0
Bookmaking	a M						0						
	F						0						
Numbers and Lottery	b M						0						
	F						0						
All Other Gambling	c M						0						
	F						0						
Offenses Against Family and Children	20 M						0						
	F						0						

-361-

ATLANTA AIRPORT POLICE
 AGE, SEX, AND RACE OF PERSONS ARRESTED
 16 YEARS OF AGE AND UNDER

MONTH APRIL

YEAR 2012

CLASSIFICATION OF OFFENSES	SEX	AGE						RACE				ETHNIC	
		09	1012	1314	15	16	TOTAL	White	Black	Native Amer.	Asian/Pacific	Whi. Hispanic	Blck Hispanic
Driving Under the Influence	M						0						
	F						0						
Liquor Laws	M						0						
	F						0						
Drunkenness	M						0						
	F						0						
Disorderly Conduct	M						0						
	F						0						
Vagrancy	M						0						
	F						0						
All Other Offenses (except Traffic)	M						0						
	F						0						
Suspicion	M						0						
	F						0						
Curfew and Loitering	M						0						
	F						0						
Run-Aways	M						0						
	F						0						
Total							0	0	0	0	0	0	0

-36e-

APRIL 2012
 Month and Year of Report

GA 060240X
 Agency Identifier

MAY 14, 2012
 Date

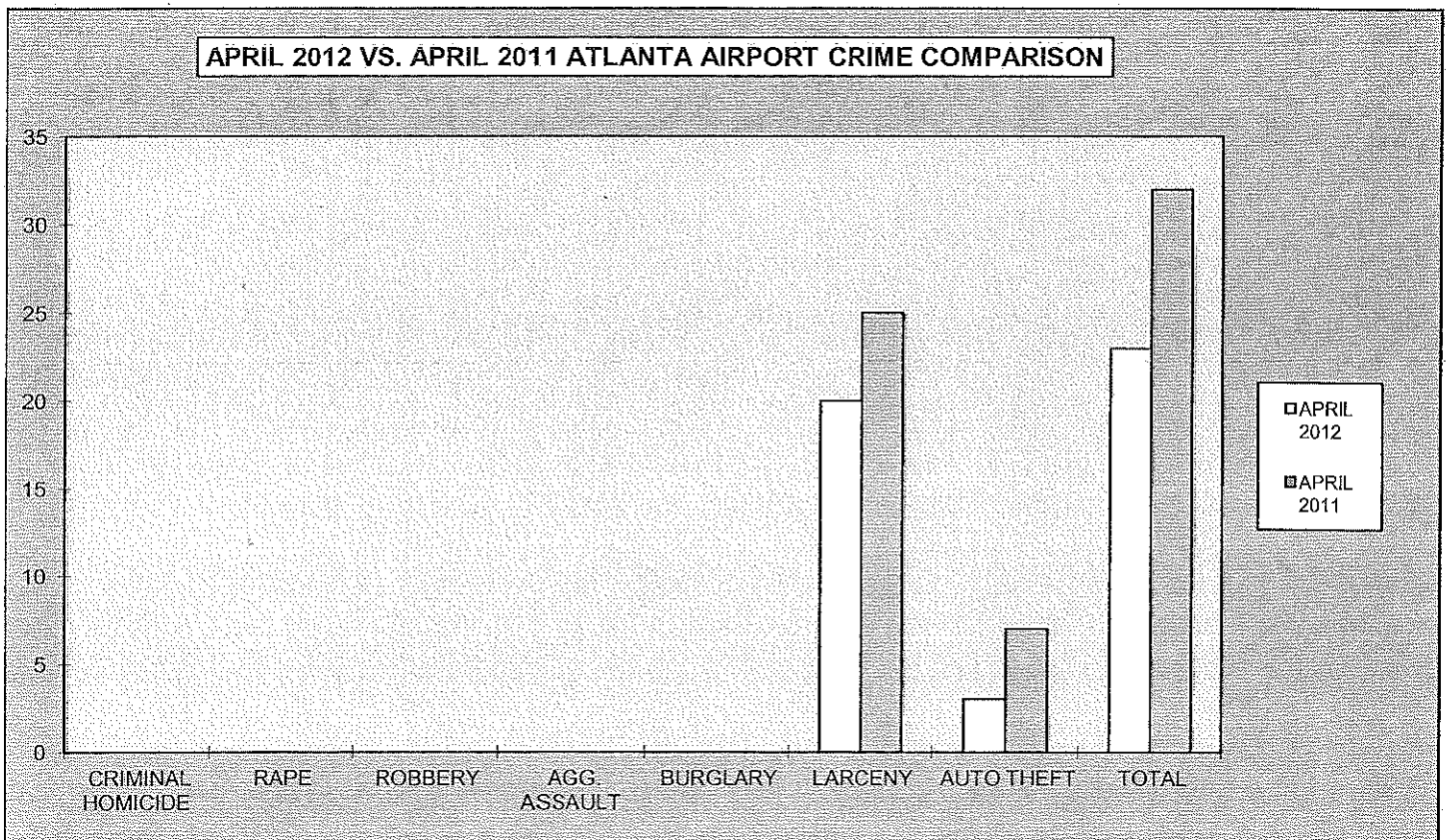
[Signature]
 Prepared By **LIEUTENANT**

ATLANTA AIRPORT POLICE - GEORGIA
 Agency and State

[Signature]
 Chief, Commissioner, Sheriff, or Superintendent **CHIEF**

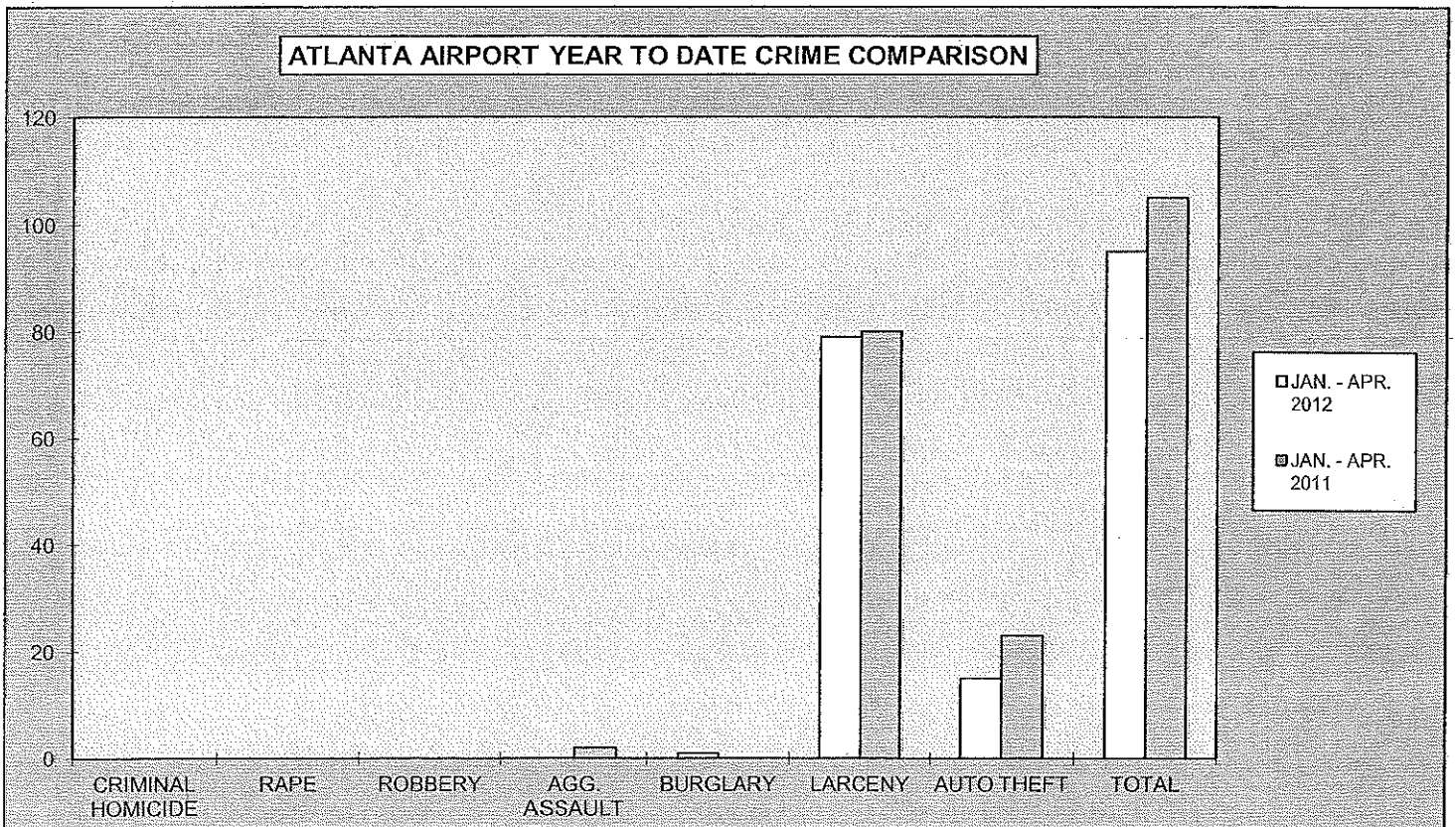
2012
ATLANTA AIRPORT
MONTHLY CRIME COMPARISON

CRIME	APRIL 2012	APRIL 2011	# DIFFERENCE	% DIFFERENCE
CRIMINAL HOMICIDE	0	0	0	0%
RAPE	0	0	0	0%
ROBBERY	0	0	0	0%
AGG. ASSAULT	0	0	0	0%
BURGLARY	0	0	0	0%
RESIDENCE	0	0	0	0%
NON-RESIDENCE	0	0	0	0%
LARCENY	20	25	-5	-20%
POCKETPICKING	0	0	0	0%
PURSE SNATCHING	1	0	1	100%
SHOPLIFTING	2	0	2	100%
FROM MOTOR VEHICLES	3	8	-5	-63%
MOTOR VEH. PARTS/ACCESSORIES	5	0	5	100%
BICYCLES	0	0	0	0%
FROM BUILDINGS	2	6	-4	-67%
FROM COIN OPERATED MACHINES	1	0	1	100%
ALL OTHER	6	11	-5	-45%
AUTO THEFT	3	7	-4	-57%
TOTAL	23	32	-9	-28%



2012
ATLANTA AIRPORT
YEAR TO DATE CRIME COMPARISON

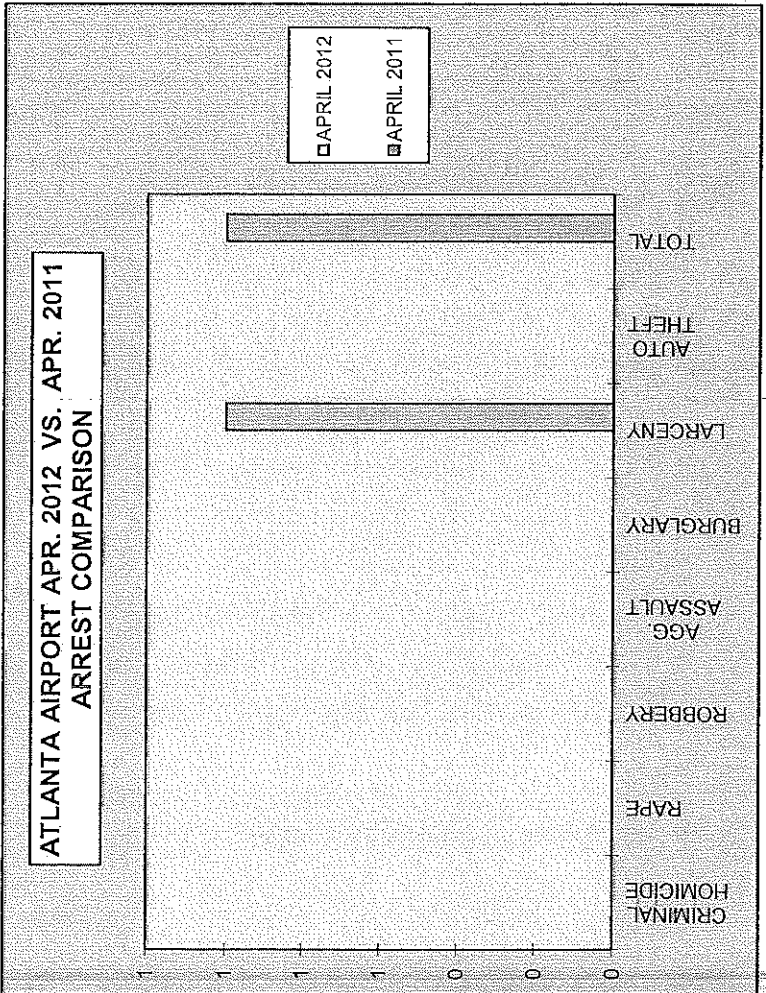

FIRST 4 MONTHS				
CRIME	JAN. - APR. 2012	JAN. - APR. 2011	# DIFFERENCE	% DIFFERENCE
CRIMINAL HOMICIDE	0	0	0	0%
RAPE	0	0	0	0%
ROBBERY	0	0	0	0%
AGG. ASSAULT	0	2	-2	-100%
BURGLARY	1	0	1	100%
RESIDENCE	0	0	0	0%
NON-RESIDENCE	1	0	1	100%
LARCENY	79	80	-1	-1%
POCKETPICKING	2	0	2	100%
PURSE SNATCHING	1	0	1	100%
SHOPLIFTING	3	10	-7	-70%
FROM MOTOR VEHICLES	7	15	-8	-53%
MOTOR VEH. PARTS/ACCESSORIES	10	4	6	150%
BICYCLES	0	0	0	0%
FROM BUILDINGS	22	20	2	10%
FROM COIN OPERATED MACHINES	3	0	3	100%
ALL OTHER	31	31	0	0%
AUTO THEFT	15	23	-8	-35%
TOTAL	95	105	-10	-10%



2012
ATLANTA AIRPORT
ARREST COMPARISON

FIRST 4 MONTHS ARREST COMPARISON						
CRIME	2012		2011		DIFFERENCE	%
	JAN - APR	JAN - APR	JAN - APR	JAN - APR		
CRIMINAL HOMICIDE	0	0	0	0	0	0%
RAPE	0	0	0	0	0	0%
ROBBERY	0	0	0	0	0	0%
AGG. ASSAULT	0	0	2	2	-2	-100%
BURGLARY	0	0	0	0	0	0%
LARCENY	7	7	7	7	0	0%
AUTO THEFT	1	1	2	2	-1	-50%
TOTAL	8	8	11	11	-3	-27%

APRIL ARREST COMPARISON						
CRIME	APRIL 2012		APRIL 2011		DIFFERENCE	%
	APRIL 2012	APRIL 2011	APRIL 2011	APRIL 2011		
CRIMINAL HOMICIDE	0	0	0	0	0	0%
RAPE	0	0	0	0	0	0%
ROBBERY	0	0	0	0	0	0%
AGG. ASSAULT	0	0	0	0	0	0%
BURGLARY	0	0	0	0	0	0%
LARCENY	0	1	1	1	-1	-100%
AUTO THEFT	0	0	0	0	0	0%
TOTAL	0	1	1	1	-1	-100%



**2012
ATLANTA AIRPORT
CLEAR-UP RATE**

CRIME	ATLANTA AIRPORT APR. 2012 CLEAR-UP RATE	ATLANTA AIRPORT APR. 2011 CLEAR-UP RATE
CRIMINAL HOMICIDE	0%	0%
RAPE	0%	0%
ROBBERY	0%	0%
AGG. ASSAULT	0%	0%
BURGLARY	0%	0%
LARCENY	5%	0%
AUTO THEFT	0%	29%

