

FBI

UNIFORM CRIME REPORTING

ATLANTA POLICE DEPARTMENT

226 PEACHTREE STREET, SW

ATLANTA, GEORGIA 30303



AUGUST 2012

SUPPORT SERVICES DIVISION
INFORMATION SERVICES SECTION

TABLE OF CONTENTS

	Page
U. C. R. COMPARATIVE CRIME REPORT -----	1
RETURN A - MONTHLY RETURN OF OFFENSES KNOWN TO THE POLICE -----	2
PROPERTY STOLEN BY CLASSIFICATION -----	3
	3a
LAW ENFORCEMENT OFFICERS KILLED OR ASSAULTED -----	4
MONTHLY RETURN OF ARSON OFFENSES KNOWN TO LAW ENFORCEMENT -----	5
POLICE DISPOSITION OF JUVENILES -----	6
SUPPLEMENTARY HOMICIDE REPORT -----	7
SEX AND RACE OF PERSONS ARRESTED -----	8
	8a-8e
HOMICIDE COMPARISON REPORT -----	9
HOMICIDE BREAKDOWN REPORT -----	10
SEVEN MAJOR CRIMES - MONTHLY CRIME COMPARISON -----	11
SEVEN MAJOR CRIMES - YEAR TO DATE CRIME COMPARISON -----	12
SEVEN MAJOR CRIMES ARREST MONTHLY AND YEAR TO DATE COMPARISON -----	13
CRIMES AGAINST PERSONS MONTHLY AND YEAR TO DATE COMPARISON -----	14
CRIMES AGAINST PROPERTY MONTHLY AND YEAR TO DATE COMPARISON -----	15
CRIMES AGAINST PERSONS & PROPERTY MONTHLY COMPARISON BY ZONES -----	16
CRIMES AGAINST PERSONS & PROPERTY YEAR TO DATE COMPARISON BY ZONES -----	17
SEVEN MAJOR CRIMES MONTHLY CRIME COMPARISON BY ZONES -----	18
SEVEN MAJOR CRIMES - YEAR TO DATE CRIME COMPARISON BY ZONES -----	19
SEVEN MAJOR CRIMES - MONTHLY CRIME COMPARISON - ZONE 1 -----	20
SEVEN MAJOR CRIMES - YEAR TO DATE CRIME COMPARISON - ZONE 1 -----	21
SEVEN MAJOR CRIMES - MONTHLY CRIME COMPARISON - ZONE 2 -----	22
SEVEN MAJOR CRIMES - YEAR TO DATE CRIME COMPARISON - ZONE 2 -----	23
SEVEN MAJOR CRIMES - MONTHLY CRIME COMPARISON - ZONE 3 -----	24
SEVEN MAJOR CRIMES - YEAR TO DATE CRIME COMPARISON - ZONE 3 -----	25
SEVEN MAJOR CRIMES - MONTHLY CRIME COMPARISON - ZONE 4 -----	26
SEVEN MAJOR CRIMES - YEAR TO DATE CRIME COMPARISON - ZONE 4 -----	27
SEVEN MAJOR CRIMES - MONTHLY CRIME COMPARISON - ZONE 5 -----	28
SEVEN MAJOR CRIMES - YEAR TO DATE CRIME COMPARISON - ZONE 5 -----	29
SEVEN MAJOR CRIMES - MONTHLY CRIME COMPARISON - ZONE 6 -----	30
SEVEN MAJOR CRIMES - YEAR TO DATE CRIME COMPARISON - ZONE 6 -----	31
CLEAR-UP RATE COMPARISON -----	32
ATLANTA AIRPORT -----	33
RETURN A - MONTHLY RETURN OF OFFENSES KNOWN TO THE POLICE -----	34
PROPERTY STOLEN BY CLASSIFICATION -----	35
	35a
SEX AND RACE OF PERSONS ARRESTED -----	36
	36a-36e
SEVEN MAJOR CRIMES - MONTHLY CRIME COMPARISON -----	37
SEVEN MAJOR CRIMES - YEAR TO DATE CRIME COMPARISON -----	38
SEVEN MAJOR CRIMES ARREST MONTHLY AND YEAR TO DATE COMPARISON -----	39
CLEAR-UP RATE COMPARISON -----	40

AUGUST 2012
U.C.R. COMPARATIVE CRIME REPORT
SUPPORT SERVICES DIVISION
INFORMATION SERVICES SECTION

	<u>AUGUST 2012</u>		<u>AUGUST 2011</u>		<u>COMPARATIVE ACTUAL</u>	<u>% CHANGE ACTUAL</u>	<u>COMPARATIVE CLEARED</u>	<u>% CHANGE CLEARED</u>
	<u>ACTUAL</u>	<u>CLEARED</u>	<u>ACTUAL</u>	<u>CLEARED</u>				
MURDER	8	4	4	2	4	100%	2	100%
RAPE	8	7	18	9	-10	-56%	-2	-22%
ROBBERY	213	55	223	47	-10	-4%	8	17%
AGG. ASSAULT	351	252	294	189	57	19%	63	33%
BURGLARY - RESIDENCE	593		681		-88	-13%		
BURGLARY - NON-RESIDENCE	67	71	105	79	-38	-36%	-8	-10%
LARCENY - \$200 AND OVER	535		435		100	23%		
LARCENY - \$50 TO \$199	110	300	135	269	-25	-19%	31	12%
LARCENY - UNDER \$50	902		825		77	9%		
AUTO THEFT	441	33	503	31	-62	-12%	2	6%
TOTAL	3,228		3,223		5	0%		
AUTOS RECOVERED	57		87		-30	-34%		

	<u>2012 JANUARY - AUGUST</u>		<u>2011 JANUARY - AUGUST</u>		<u>COMPARATIVE ACTUAL</u>	<u>% CHANGE ACTUAL</u>	<u>COMPARATIVE CLEARED</u>	<u>% CHANGE CLEARED</u>
	<u>ACTUAL</u>	<u>CLEARED</u>	<u>ACTUAL</u>	<u>CLEARED</u>				
MURDER	53	45	53	50	0	0%	-5	-10%
RAPE	71	61	108	65	-37	-34%	-4	-6%
ROBBERY	1,469	400	1,491	318	-22	-1%	82	26%
AGG. ASSAULT	2,529	1,634	2,305	1,478	224	10%	156	11%
BURGLARY - RESIDENCE	3,482		4,231		-749	-18%		
BURGLARY - NON-RESIDENCE	559	426	662	513	-103	-16%	-87	-17%
LARCENY - \$200 AND OVER	3,834		3,544		290	8%		
LARCENY - \$50 TO \$199	873	2,269	948	2,126	-75	-8%	143	7%
LARCENY - UNDER \$50	6,906		6,667		239	4%		
AUTO THEFT	3,252	277	3,606	265	-354	-10%	12	5%
TOTAL	23,028		23,615		-587	-2%		
AUTOS RECOVERED	532		547		-15	-3%		

RETURN A - MONTHLY RETURN OF OFFENSES KNOWN TO THE POLICE

1-720b (Rev. 8-30-94)
OMB No. 1110-0001

This report is authorized by law Title 28, Section 534, U.S. Code. While you are not required to respond, your cooperation in forwarding this report by the 7th day after the close of the month to Uniform Crime Reports, Federal Bureau of Investigation, Washington, D.C. 20535, will assist in compiling comprehensive, accurate national crime figures on a timely basis.

1	2	3	4	5	6	
CLASSIFICATION OF OFFENSES	DATA ENTRY	OFFENSES REPORTED OR KNOWN TO POLICE (INCLUDE "UNFOUNDED" AND ATTEMPTS)	UNFOUNDED, I.E., FALSE OR BASELESS COMPLAINTS	NUMBER OF ACTUAL OFFENSES (COLUMN 2 MINUS COLUMN 3) INCLUDE ATTEMPTS	TOTAL OFFENSES CLEARED BY ARREST OR EXCEPTIONAL MEANS (INCLUDES COL. 6)	NUMBER OF CLEARANCES INVOLVING ONLY PERSONS UNDER 18 YEARS OF AGE
1. CRIMINAL HOMICIDE						
a. MURDER AND NONNEGLIGENT HOMICIDE	11	8	0	8	4	
b. MANSLAUGHTER BY NEGLIGENCE	12					
2. FORCIBLE RAPE TOTAL	20	11	3	8	7	
a. Rape by Force	21	10	3	7	7	
b. Attempts to commit Forcible Rape	22	1	0	1	0	
3. ROBBERY TOTAL	30	225	12	213	55	
a. Firearm	31	144	8	136	22	
b. Knife or Cutting Instrument	32	4	0	4	3	
c. Other Dangerous Weapon	33	12	1	11	3	
d. Strong-Arm (Hands, Fists, Feet, etc.)	34	65	3	62	27	
4. ASSAULT TOTAL	40	1,053	29	1,024	686	
a. Firearm	41	107	5	102	62	
b. Knife or cutting instrument	42	78	1	77	71	
c. Other Dangerous Weapon	43	158	2	156	113	
d. Strong-Arm	44	19	3	16	6	
e. Other Assaults - Simple, Not Aggravated	45	691	18	673	434	
5. BURGLARY TOTAL	50	668	8	660	71	
a. Forcible Entry	51	503	4	499	46	
b. Unlawful Entry - No Force	52	134	3	131	20	
c. Attempted Forcible Entry	53	31	1	30	5	
6. LARCENY-THEFT TOTAL (except Motor Vehicle Theft)	60	1,605	58	1,547	300	
7. MOTOR VEHICLE THEFT TOTAL	70	476	35	441	33	
a. Autos	71	397	34	363	25	
b. Trucks and Buses	72	50	1	49	4	
c. Other Vehicles	73	29	0	29	4	
GRAND TOTAL	77	4,046	145	3,901	1,156	

CHECKING ANY OF THE APPROPRIATE BLOCKS BELOW WILL ELIMINATE YOUR NEED TO SUBMIT REPORTS WHEN THE VALUES ARE ZERO. THIS WILL ALSO AID THE NATIONAL PROGRAM IN ITS QUALITY CONTROL EFFORTS.

- NO SUPPLEMENTARY HOMICIDE REPORT SUBMITTED SINCE NO MURDERS, JUSTIFIABLE HOMICIDES, OR MANSLAUGHTER BY NEGLIGENCE OCCURRED IN THIS JURISDICTION DURING THE MONTH.
- NO SUPPLEMENT TO RETURN A REPORT SINCE NO CRIME OFFENSES OR RECOVERY OF PROPERTY REPORTED DURING THE MONTH.
- NO LAW ENFORCEMENT OFFICERS KILLED OR ASSAULTED REPORT SINCE NONE OF THE OFFICERS WERE ASSAULTED OR KILLED DURING THE MONTH.

- NO AGE, SEX, AND RACE OF PERSONS ARRESTED UNDER 18 YEARS OF AGE REPORT SINCE NO ARRESTS OF PERSONS WITHIN THIS AGE GROUP.
- NO AGE, SEX, AND RACE OF PERSONS ARRESTED 18 YEARS OF AGE AND OVER REPORT SINCE NO ARRESTS OF PERSONS WITHIN THIS AGE GROUP.
- NO MONTHLY RETURN OF ARSON OFFENSES KNOWN TO LAW ENFORCEMENT REPORT SINCE NO ARSONS OCCURRED.

DO NOT USE THIS SPACE

	INITIALS
RECORDED	
EDITED	
ENTERED	
ADJUSTED	
WORKS	

* TOTALS INCLUDE PREVIOUS OFFENSES

AUGUST 2012

Month and Year of Report

GAAPD 0000

Agency Identifier

SEPTEMBER 11, 2012

Date

ATLANTA POLICE DEPARTMENT - GEORGIA

Agency and State

A. Carter L. Johnson LIEUTENANT
Prepared By Title

George W. Jones CHIEF
Chief, Commissioner, Sheriff, or Superintendent

PROPERTY STOLEN BY CLASSIFICATION

CLASSIFICATION	DATA ENTRY	Number of Actual Offenses (Column 4 Return A)	Monetary Value of Property Stolen
1. MURDER AND NONNEGLIGENT MANSLAUGHTER	12	8	\$ 0.00
2. FORCIBLE RAPE	20	8	\$ 8,565.00
3. ROBBERY			
(a) HIGHWAY (streets, alleys, etc.)	31	162	80,822.00
(b) COMMERCIAL HOUSE (except c, d, and f)	32	11	6,576.00
(c) GAS OR SERVICE STATION	33	2	15,000.00
(d) CONVENIENCE STORE	34	2	0.00
(e) RESIDENCE (anywhere on premises)	35	18	23,091.00
(f) BANK	36	2	10,000.00
(g) MISCELLANEOUS	37	16	2,511.00
TOTAL ROBBERY	30	213	\$ 138,000.00
5. BURGLARY - BREAKING OR ENTERING			
(a) RESIDENCE (dwelling)			
(1) NIGHT (6 p.m. - 6 a.m.)	51	159	133,683.00
(2) DAY (6 a.m. - 6 p.m.)	52	434	535,585.00
(3) UNKNOWN	53	0	0.00
(b) NON-RESIDENCE (store, office, etc.)			
(1) NIGHT (6 p.m. - 6 a.m.)	54	44	45,915.00
(2) DAY (6 a.m. - 6 p.m.)	55	23	9,544.00
(3) UNKNOWN	56	0	0.00
TOTAL BURGLARY	50	660	\$ 724,727.00
6. LARCENY - THEFT (Except Motor Vehicle Theft)			
(a) \$200 AND OVER	61	535	890,132.00
(b) \$50 TO \$200	62	110	12,177.00
(c) UNDER \$50	63	902	2,795.00
TOTAL LARCENY (Same as Item 6X)	60	1,547	\$ 905,104.00
7. MOTOR VEHICLE THEFT (Include Alleged Joy Ride)	70	441	\$ 328,094.00
GRAND TOTAL - ALL ITEMS	77		\$ 2,104,490.00
ADDITIONAL ANALYSIS OF LARCENY AND MOTOR VEHICLE THEFT			
6X. NATURE OF LARCENIES UNDER ITEM 6			
(a) POCKET-PICKING	81	10	1,550.00
(b) PURSE-SNATCHING	82	52	10,376.00
(c) SHOPLIFTING	83	236	31,229.00
(d) FROM MOTOR VEHICLES (except e)	84	650	475,768.00
(e) MOTOR VEHICLE PARTS AND ACCESSORIES	85	127	82,678.00
(f) BICYCLES	86	15	4,523.00
(g) FROM BUILDING (except c and h)	87	198	110,560.00
(h) FROM ANY COIN-OPERATED MACHINES (parking meters, etc.)	88	6	204.00
(i) ALL OTHER	89	253	188,216.00
TOTAL LARCENIES (Same as Item 6)	80	1,547	\$ 905,104.00
7X. MOTOR VEHICLES RECOVERED			
(a) STOLEN LOCALLY AND RECOVERED LOCALLY	91	49	
(b) STOLEN LOCALLY AND RECOVERED BY OTHER JURISDICTIONS	92	8	
(c) TOTAL LOCALLY STOLEN MOTOR VEHICLES RECOVERED (a & b)	93	57	
(d) STOLEN IN OTHER JURISDICTIONS AND RECOVERED LOCALLY	90	N/A	

SUPPLEMENT TO RETURN A
MONTHLY RETURN OF OFFENSES KNOWN TO THE POLICE

1-706 (Rev.8-30-94)
Form Approved
OMB No. 1110-0007

This report is authorized by law, Title 28, Section 534, U. S. Code. While you are not required to respond, your cooperation in submitting this report with the Return A will assist the FBI in compiling comprehensive, accurate figures on a timely basis.

This form deals with the nature of crime and the monetary value of property stolen and recovered. The total offenses recorded on the form should be the same as the number of actual offenses listed in Column 4 of the Return A for each crime class. Include attempted crimes on this form, but do not include unfounded offenses. If you cannot complete the report in all areas, please record as much information as is available. Tally sheets will be sent upon request.

PROPERTY BY TYPE AND VALUE

Type of Property (1)	Data Entry	Monetary Value of Property Stolen in Your Jurisdiction	
		Stolen (2)	Recovered (3)
(A) Currency, Notes, Etc.	01	\$ 255,541.00	\$ 0.00
(B) Jewelry and Precious Metals	02	314,576.00	1.00
(C) Clothing and Furs	03	73,921.00	0.00
(D) Locally Stolen Motor Vehicles	04	328,094.00	40.00
(E) Office Equipment	05	41,642.00	0.00
(F) Televisions, Radios, Stereos, Etc.	06	597,647.00	1.00
(G) Firearms	07	11,707.00	0.00
(H) Household Goods	08	57,481.00	0.00
(I) Consumable Goods	09	10,123.00	1.00
(J) Livestock	10	0.00	0.00
(K) Miscellaneous	11	413,758.00	22.00
TOTAL	00	\$ 2,104,490.00	\$ 65.00

The total of this column should agree with the Grand Total (DATA ENTRY 77) shown on page 2.

Include in this column all property recovered even though stolen in prior months. The above is an accounting for only that property stolen in your jurisdiction. This will include property recovered for you by other jurisdictions, but not property you recover for them.

SEPTEMBER 11, 2012

DATE

Clifton L Johnson

LIEUTENANT

PREPARED BY

TITLE

George M. Jones

CHIEF

CHIEF, COMMISSIONER, SHERIFF OR SUPERINTENDENT

AUGUST 2012

Month and Year of Report

GAAPD 0000

Agency Identifier

ATLANTA POLICE DEPARTMENT - GEORGIA

Agency and State

LAW ENFORCEMENT OFFICERS KILLED OR ASSAULTED

It is requested this report be completed and transmitted with monthly crime reports to: Director, Federal Bureau of Investigation, Uniform Crime Reports, Washington, D. C. 20535. This form should be used to report the number of your officers who were assaulted or killed in the line of duty during the month. Additional information concerning officers killed will be requested by a separate questionnaire.

OFFICERS KILLED Number of your law enforcement officers killed in the line of duty this month.	By felonious act	0
	By accident or negligence	0

Officers Assaulted (Do not include officers killed) - See other side for instructions.

Type of Activity	Total Assaults by Weapon A	Type of Weapon					Type of Assignment							Police Assaults Cleared M
		Firearm B	Knife or Other Cutting Instrument C	Other Dangerous Weapon D	Hands, Fists, Feet, etc. E	Two-Officer Vehicle F	One-Officer Vehicle		Detective or Special Assign.		Other			
							Alone G	As-sisted H	Alone I	As-sisted J	Alone K	As-sisted L		
1. Responding to "Disturbance" calls (family quarrels, man with gun, etc.)	2				2							2	2	
2. Burglaries in progress or pursuing burglary suspects	0													
3. Robberies in progress or pursuing robbery suspects	0													
4. Attempting other arrests	0													
5. Civil disorder (riot, mass disobedience)	0													
6. Handling, transporting, custody of prisoners	14				14			11				3	13	
7. Investigating suspicious persons or circumstances	1	1						1						
8. Ambush - no warning	2				2			2					2	
9. Mentally deranged	0													
10. Traffic pursuits and stops	1			1				1						
11. All Other	2			1	1			2					2	
12. TOTAL (1-11)	22	1	0	2	19	0	6	11	0	0	3	2	19	
13. Number with personal injury	2				2									
14. Number without personal injury	20	1		2	17									
15. Time of assaults	AM	3	2	3		1								
	PM		2	2	3	2								

DO NOT WRITE HERE

Recorded	Initials
Edited	
Punched	
Verified	
Adjusted	
DOJ/FBI	

AUGUST 2012 GAAPD 0000
 Month and Year Agency Identifier
 ATLANTA POLICE DEPARTMENT GEORGIA
 Agency State

Prepared By: *Cristina Johnson* LIEUTENANT
 Title
 Chief, Sheriff, Commissioner, Superintendent

MONTHLY RETURN OF ARSON OFFENSES KNOWN TO LAW ENFORCEMENT

DO-73 (2-11-82)
Form Approved
OMB No. 1110-0008

This report is authorized by law Title 28, Section 534, United States Code, and the enactment of the fiscal year 1979, Department of Justice Authorization Bill S. 3151. While you are not required to respond, your cooperation in using this form to report all incidents of arson which become known to your department during the month will assist the FBI in compiling comprehensive, accurate data on a timely basis. Instructions appear on reverse side.

1		2	3	4	5	6	7	8
PROPERTY CLASSIFICATION		Offenses Reported or Known to Police (Include Unfounded and Attempts)	Unfounded, i.e. False or Baseless Complaints	Number of Actual Offenses (Column 2 Minus Column 3 (Include Attempts))	Total Offenses Cleared by Arrest or Exceptional Means (Include Column 6)	Number of Clearances Involving Only Persons Under 18 Years of Age	Offenses Where Structures Uninhabited Abandoned, or not Normally in Use	Estimated Value of Property Damage
STRUCTURAL	A. Single Occupancy Residential: Houses, Townhouses, Duplexes, etc.	10	8	2			2	\$ 25,100.
	B. Other Residential: Apartments, Tenements, Flats, Hotels, Motels, Inns, Dormitories, Boarding Houses, etc.	5	2	3	1			\$ 3,600.
	C. Storage: Barns, Garages, Warehouses, etc.							\$
	D. Industrial/Manufacturing							\$
	E. Other Commercial: Stores, Restaurants, Offices, etc.	2	2					\$
	F. Community/Public: Churches, Jails, Schools, Colleges, Hospitals, etc.							\$
	G. All Other Structure: Out Buildings, Monuments, Buildings Under Construction, etc.							\$
	TOTAL STRUCTURE	17	12	5	1		2	\$ 28,700.
MOBILE	H. Motor Vehicles: Automobiles, Trucks, Buses, Motorcycles, etc.: UCR Definition	4	2	2				\$ 6,000.
	I. Other Mobile Property: Trailers, Recreational Vehicles, Airplanes, Boats, etc.	1	1					\$
	TOTAL MOBILE	5	3	2				\$ 6,000.
J. TOTAL OTHER Crops, Timber, Fences, Signs, etc.								\$
GRAND TOTAL		22	15	7	1		2	\$ 34,700.

Agency Identifier GAAPD 0000 Month AUGUST 2012
 Agency ATLANTA POLICE DEPARTMENT State GEORGIA
 Prepared by *Clifford A. Johnson* LIEUTENANT
[Signature] CHIEF
 Chief, Commissioner, Sheriff, or Superintendent

DO NOT WRITE HERE	
Recorded	
Edited	
Entered	
Adjusted	
Corres.	

AGENCY IDENTIFIER GAAPD 0000 REPORTING PERIOD AUGUST 2012

AGENCY NAME ATLANTA POLICE DEPARTMENT

POLICE DISPOSITION OF JUVENILES

-Not to include neglect or traffic cases-

1. Handled within Department and released. (Warning, released to parents, etc.)	
2. Referred to juvenile court or probation department.	80
3. Referred to welfare agency.	
4. Referred to other police agency.	
5. Referred to criminal or adult court.	
TOTAL	80

SEPTEMBER 10, 2012

DATE

Cliff Johnson

PREPARED BY

LIEUTENANT

TITLE

George W. Jones

APPROVED BY

CHIEF

TITLE

GCIC USE ONLY

Recorded	
Reviewed	
Punched	
Verified	

RETURN TO:

Georgia Crime Information Center/Uniform Crime Reporting
P. O. Box 1456
Atlanta, Georgia 30301

Return on or before the 7th of the following month.

GCIC/UCR-012 (9/74)

PAGE 1 OF 1
SUPPLEMENTARY HOMICIDE REPORT

1-704 (Rev. 4-24-95)
Form Approved
OMB No. 1110-0002

This report is authorized by law Title 28, Section 534, United States Code. While you are not required to respond, your cooperation in using this form to list data pertaining to all homicides reported on your Return A will assist the FBI in compiling comprehensive, accurate data regarding this important classification on a timely basis.

1a. Murder and Nonnegligent Manslaughter

List below specific information for all offenses shown in item 1a of the monthly Return A. In addition, list all justifiable killings of felons by a citizen or by a peace officer in the line of duty. A brief explanation in the circumstances column regarding unfounded homicide offenses will aid the national Uniform Crime Reporting Program in editing the reports.

Incident	Situation*	Victim**				Offender**				Data Code			Weapon Used (Handgun, Rifle, Shotgun, Club, Poison, etc.)	Relationship of Victim to Offender (Husband, Wife, Son, Father, Acquaintance, Neighbor, Stranger, etc.)	Circumstances (Victim shot by robber, robbery victim shot robber, killed by patron during barroom brawl, etc.)
		Age	Sex	Race	Ethnicity	Age	Sex	Race	Ethnicity	Do Not Write In These Spaces					
	B	32	M	B	N								HANDGUN	UNKNOWN	OTHER
	B	19	M	B	N								HANDGUN	UNKNOWN	OTHER
	B	26	M	B	N								HANDGUN	UNKNOWN	OTHER
	A	53	F	B	N	23	M	B	N				HANDGUN	OTHER - KNOWN TO VICTIM	ROBBERY
	B	30	M	B	N								HANDGUN	UNKNOWN	OTHER
	B	46	M	A	N								HANDGUN - 380 CAL.	UNKNOWN	OTHER
	A	23	M	B	N	30	M	B	N				HANDGUN - 40 CAL.	STRANGER	OTHER ARGUMENTS
	B	21	M	B	N								HANDGUN - 9 MM	UNKNOWN	OTHER

*
** - See reverse side for explanation

AUGUST 2012

Month and Year

ATLANTA POLICE DEPARTMENT

Agency

SSD/9-11-12

GAAPD 0000

Agency Identifier

GEORGIA

State

Clyde Johnson

Prepared By

George H. Jones

Chief, Sheriff, Commissioner, Superintendent

LIEUTENANT

Title

CHIEF

DO NOT WRITE HERE	
Recorded	
Edited	
Punched	
Verified	
Adjusted	

ATLANTA POLICE DEPARTMENT
 AGE, SEX, AND RACE OF PERSONS ARRESTED
 17 YEARS OF AGE AND OVER

MONTH AUGUST

YEAR 2012

CLASSIFICATION OF OFFENSES	SEX	AGE OF PERSON ARRESTED															TOTAL	RACE				ETHNIC				
		17	18	19	20	21	22	23	24 29	30 34	35 39	40 44	45 49	50 54	55 59	60 64		65 UP	White	Black	Native Amer.	Asian/Pacific	Whi. Hispanic	Blck Hispanic		
Murder/Nonnegligent Manslaughter	01a	M				1		1	1	1	1							5								
	F																	0		5						
Manslaughter by Negligence	01b	M																0								
	F																	0								
Forcible Rape	02	M			1						1							2								
	F																	0		2						
Robbery	03	M	3	5			3	7	12	3	4	4	4		1			46								
	F				1	1		1	2		2	1	2					10	4	52						
Aggravated Assault	04	M	1	4	3	2	4	5	4	21	14	14	7	8	7	5	2	2	103							
	F	1		1	3	2		2	16	12	6	2	5	5	2		2	59	7	155						
Burglary- Breaking or Entering	05	M	5	6	5	8	4	3		4	5	7	2	2	6	1		1	59							
	F				1					1	2	1	1				1	7	8	58						
Larceny - Theft (except Motor Vehicle Theft)	06	M	5	8	7	7	3	2	5	24	18	12	13	27	27	6	6	4	174							
	F	9	4	1		5	2	3	16	5	3	7	8	5	4			1	73	40	206		1			
Motor Vehicle Theft	07	M		1	1		1		2	2	1	2	2	3		2	1		18							
	F									1								1	1	2	17					
Other Assaults	08	M	3	3	1	9	2	11	4	42	23	23	13	16	10	12	6	5	183							
	F	1	2	3	1	3	4	5	22	11	5	10	6	4	4	1			82	37	228					
Arson	09	M														1			1							
	F										1							1	1	2						
Forgery and Counterfeiting	10	M			1	3		2	1	3	3	3	3		1			20								
	F				2				1	3			1					7	1	26						
Fraud	11	M				2	2			8	4	6	6	3	1	2	2		36							
	F				1	1		1	1	7	3	5	2		2			23	15	44						
Embezzlement	12	M			1				1	1						1		4								
	F				1				1	4								6	1	8			1			
Stolen Property; Buying, Receiving, Possessing	13	M		2	1	1			1	4	3	1	5	3	1	2		1	25							
	F								1		1							2	3	23			1			
Vandalism	14	M			1		1	1		7	6	4	3	2	2	2			29							
	F				2		1		2	1	2	1	1				1	11	7	33						
Weapons	15	M	1	2		1		1		11	3	2	4	2		1	2		30							
	F								1				1	1				3	1	32						

ATLANTA POLICE DEPARTMENT
 AGE, SEX, AND RACE OF PERSONS ARRESTED
 17 YEARS OF AGE AND OVER

MONTH AUGUST

YEAR 2012

CLASSIFICATION OF OFFENSES	SEX	AGE OF PERSON ARRESTED																TOTAL	RACE				ETHNIC	
		17	18	19	20	21	22	23	24 29	30 34	35 39	40 44	45 49	50 54	55 59	60 64	65 UP		White	Black	Native Amer.	Asian/Pacific	Whi. Hispanic	Blck Hispanic
Prostitution and Commercialized Vice	M					1		5	8	5	6	5	7	4	1			42						
	F			1	2	1		2	19	5	10	9	7	4	1			61	11	90		2		
Sex Offenses (except Rape and Prostitution)	M		2			2	1	2	12	12	12	11	15	17	13	7	3	109						
	F	1					1		3	2	1	1	2	3	3			17	17	106		3		
Drug Abuse Violations Grand Total	M	6	4	10	12	11	16	20	60	57	37	30	25	13	12	5	2	320						
	F	0	3	4	0	5	2	1	14	9	5	5	4	2	1	0	0	55	48	325	0	2	0	0
(1) Sale/Manufacturing Subtotal	M	1	0	1	2	1	4	3	14	8	9	6	4	3	0	0	0	56						
	F	0	0	1	0	0	1	0	2	1	1	3	1	0	0	0	0	10	10	55	0	1	0	0
Opium or Cocaine and their derivatives	M								2	1	1	2	1					7						
	F								1			2	1					4	3	8				
Marijuana	M	1		1	2	1	3	2	9	4	3	4	1	1				32						
	F								1									1		32		1		
Synthetic Narcotics	M																	0						
	F																	0						
Other Dangerous Non-Narcotic Drugs	M						1	1	3	3	5		2	2				17						
	F			1			1			1	1	1						5	7	15				
(2) Possession Subtotal	M	5	4	9	10	10	12	17	46	49	28	24	21	10	12	5	2	264						
	F	0	3	3	0	5	1	1	12	8	4	2	3	2	1	0	0	45	38	270	0	1	0	0
Opium or Cocaine and their derivatives	M		1		1		1	3	12	12	5	10	9	6	7	3		70						
	F					1				2	2		2	1				8	16	61		1		
Marijuana	M	5	3	9	9	10	11	14	33	35	20	13	12	3	5	2	2	186						
	F		3	3		4	1	1	12	6	1	2	1	1	1			36	16	206				
Synthetic Narcotics	M																	0						
	F																	0						
Other Dangerous Non-Narcotic Drugs	M								1	2	3	1		1				8						
	F										1							1	6	3				
Gambling Total	M	0	0	1	1	0	0	0	3	1	0	0	0	1	2	1	0	10						
	F	0	0	0	0	0	0	0	0	0	0	0	0	0	0	0	0	0	1	9	0	0	0	0
Bookmaking	M																	0						
	F																	0						
Numbers and Lottery	M																	0						
	F																	0						

- 82 -

ATLANTA POLICE DEPARTMENT
 AGE, SEX, AND RACE OF PERSONS ARRESTED
 17 YEARS OF AGE AND OVER

MONTH AUGUST

YEAR 2012

CLASSIFICATION OF OFFENSES	SEX	AGE OF PERSON ARRESTED																TOTAL	RACE				ETHNIC		
		17	18	19	20	21	22	23	24 29	30 34	35 39	40 44	45 49	50 54	55 59	60 64	65 UP		White	Black	Native Amer.	Asian/Pacific	Whi. Hispanic	Blck Hispanic	
All Other Gambling	M			1	1				3	1				1	2	1		10							
	F																	0	1	9					
Offenses Against Family And Children	M						1											1							
	F						1		2		1							4		5					
Driving Under the Influence	M		2	1	2	1	5	8	25	14	12	9	9	2	2	1	1	94							
	F			1		3	1	5	7	3	6	3	3	1				33	62	64		1			
Liquor Laws	M	1	7	2	1	5	3	3	22	21	26	36	56	74	51	33	8	349							
	F	2	5				1		4	4	4	8	7	12	7	2	58	62	341		2				
Drunkenness	M					3	3		14	9	7	10	9	10	8	4	2	79							
	F						1		4	2	1	4	2		2		16	28	67						
Disorderly Conduct	M	1	1	4	5	11	6	7	36	28	17	25	41	33	33	9	4	261							
	F	1	6		1	3	2	3	17	10	6	13	13	9	1	1	86	38	308		1				
Vagrancy	M			1	1						1	4	4	8	5	1	1	26							
	F																	0	1	25					
All Other Offenses (except Traffic)	M	3	4	7	11	15	12	12	46	45	45	52	33	55	35	23	9	407							
	F				1	1	1	3	14	6	6	3	11	8	6	2	62	52	415		2				
Suspicion	M																	0							
	F																	0							
TOTAL			44	71	66	76	92	91	116	523	355	305	316	340	326	230	111	46	3108	446	2646	0	16	0	0

-8b-

AUGUST 2012

Month and Year of Report

GAAPD 0000

Agency Identifier

SEPTEMBER 11, 2012

Date

Chloe Johnson
 Prepared By

LIEUTENANT
 Title

ATLANTA POLICE DEPARTMENT - GEORGIA

Agency and State

George J. ...
 Chief, Commissioner, Sheriff, or Superintendent

CHIEF

ATLANTA POLICE DEPARTMENT
 AGE, SEX, AND RACE OF PERSONS ARRESTED
 16 YEARS OF AGE AND UNDER

MONTH AUGUST

YEAR 2012

CLASSIFICATION OF OFFENSES	SEX	AGE						RACE				ETHNIC	
		09	1012	1314	15	16	TOTAL	White	Black	Native Amer.	Asian/Pacific	Whi. Hispanic	Blck Hispanic
Murder/Nonnegligent Manslaughter	01a	M					0						
	F						0						
Manslaughter by Negligence	01b	M					0						
	F						0						
Forcible Rape	02	M					0						
	F						0						
Robbery	03	M		1	2	4	1	8					
	F							0		8			
Aggravated Assault	04	M		2			1	3					
	F						4	4		7			
Burglary- Breaking or Entering	05	M				2	2	4					
	F							0		4			
Larceny - Theft (except Motor Vehicle Theft)	06	M		2	5	2	2	11					
	F					2	3	5		16			
Motor Vehicle Theft	07	M			5	3	3	11					
	F							0		11			
Other Assaults	08	M			1	2	3	6					
	F				2	2	1	5		11			
Arson	09	M						0					
	F							0					
Forgery and Counterfeiting	10	M						0					
	F							0					
Fraud	11	M						0					
	F							0					
Embezzlement	12	M						0					
	F							0					
Stolen Property; Buying, Receiving, Possessing	13	M						0					
	F							0					
Vandalism	14	M		1	3			4					
	F						1	1		5			
Weapons	15	M						0					
	F							0					
Prostitution and Commercialized Vice	16	M						0					
	F							0					

-28-

ATLANTA POLICE DEPARTMENT
 AGE, SEX, AND RACE OF PERSONS ARRESTED
 16 YEARS OF AGE AND UNDER

MONTH AUGUST
 YEAR 2012

CLASSIFICATION OF OFFENSES	SEX	AGE						RACE				ETHNIC		
		09	1012	1314	15	16	TOTAL	White	Black	Native Amer.	Asian/Pacific	Whi. Hispanic	Blck Hispanic	
Sex Offenses (except Rape and Prostitution) 17	M					1	1							
	F						0		1					
Drug Abuse Violations Grand Total 18	M	0	0	0	3	1	4							
	F	0	0	0	0	0	0	0	4	0	0	0	0	0
(1) Sale/Manufacturing Subtotal 180	M	0	0	0	0	0	0							
	F	0	0	0	0	0	0	0	0	0	0	0	0	0
Opium or Cocaine and their Derivatives a	M						0							
	F						0							
Marijuana b	M						0							
	F						0							
Synthetic Narcotics c	M						0							
	F						0							
Other Dangerous Non-Narcotic Drugs d	M						0							
	F						0							
(2) Possession Subtotal 185	M	0	0	0	3	1	4							
	F	0	0	0	0	0	0	0	4	0	0	0	0	0
Opium or Cocaine and their Derivatives e	M				3	1	4							
	F						0		4					
Marijuana f	M						0							
	F						0							
Synthetic Narcotics g	M						0							
	F						0							
Other Dangerous Non-Narcotic Drugs h	M						0							
	F						0							
Gambling Total 19	M	0	0	0	0	0	0							
	F	0	0	0	0	0	0	0	0	0	0	0	0	0
Bookmaking a	M						0							
	F						0							
Numbers and Lottery b	M						0							
	F						0							
All Other Gambling c	M						0							
	F						0							
Offenses Against Family and Children 20	M						0							
	F						0							

- 8 -

ATLANTA POLICE DEPARTMENT
 AGE, SEX, AND RACE OF PERSONS ARRESTED
 16 YEARS OF AGE AND UNDER

MONTH AUGUST

YEAR 2012

CLASSIFICATION OF OFFENSES	SEX	AGE						RACE				ETHNIC		
		09	1012	1314	15	16	TOTAL	White	Black	Native Amer.	Asian/Pacific	Whi. Hispanic	Blck Hispanic	
Driving Under the Influence	21 M						0							
	F						0							
Liquor Laws	22 M						0							
	F						0							
Drunkenness	23 M						0							
	F						0							
Disorderly Conduct	24 M				4	2	6							
	F			1			1	1	6					
Vagrancy	25 M						0							
	F						0							
All Other Offenses (except Traffic)	26 M			2	3		5							
	F						0		5					
Suspicion	27 M						0							
	F						0							
Curfew and Loitering	28 M						0							
	F				1		1		1					
Run-Aways	29 M						0							
	F						0							
Total			0	6	21	28	25	80	1	79	0	0	0	0

- 8 -

AUGUST 2012

Month and Year of Report

GAAPD 0000

Agency Identifier

SEPTEMBER 11, 2012

Date

ATLANTA POLICE DEPARTMENT - GEORGIA

Agency and State

Clifton J. Spear LIEUTENANT
 Prepared By

George W. J. CHIEF
 Chief, Commissioner, Sheriff, or Superintendent

UNIFORM CRIME REPORTING

**LAW ENFORCEMENT
OPERATIONS
&
MANAGEMENT**

CRIME AREA COMPARISON

**SUPPORT SERVICES DIVISION
Information Services Section**

**AUGUST 2012
AUGUST 2011**

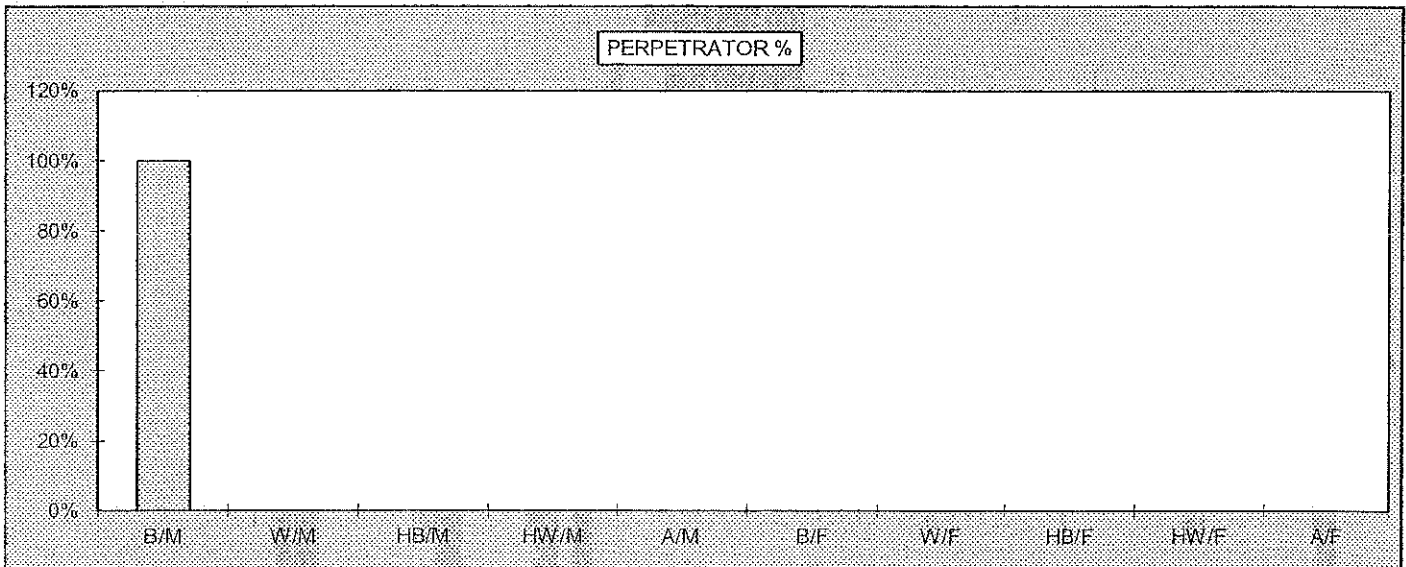
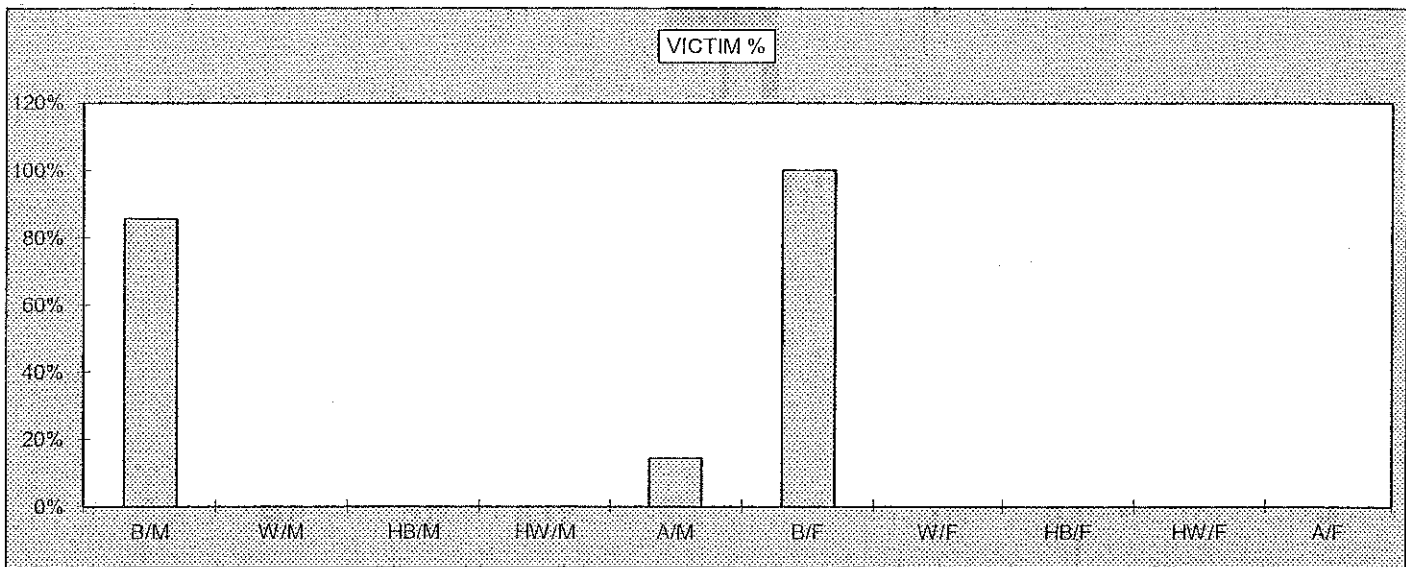
**2012
AUGUST HOMICIDE COMPARISON
BY RACE, SEX, AND ETHNIC ORIGIN**

	VICTIM	PERPETRATOR
B/M	6	2
W/M	0	0
HB/M	0	0
HW/M	0	0
A/M	1	0
TOTAL MALES	7	2
B/F	1	0
W/F	0	0
HB/F	0	0
HW/F	0	0
A/F	0	0
TOTAL FEMALES	1	0
TOTAL	8	2

	VICTIM %	PERPETRATOR %
B/M	86%	100%
W/M	0%	0%
HB/M	0%	0%
HW/M	0%	0%
A/M	14%	0%

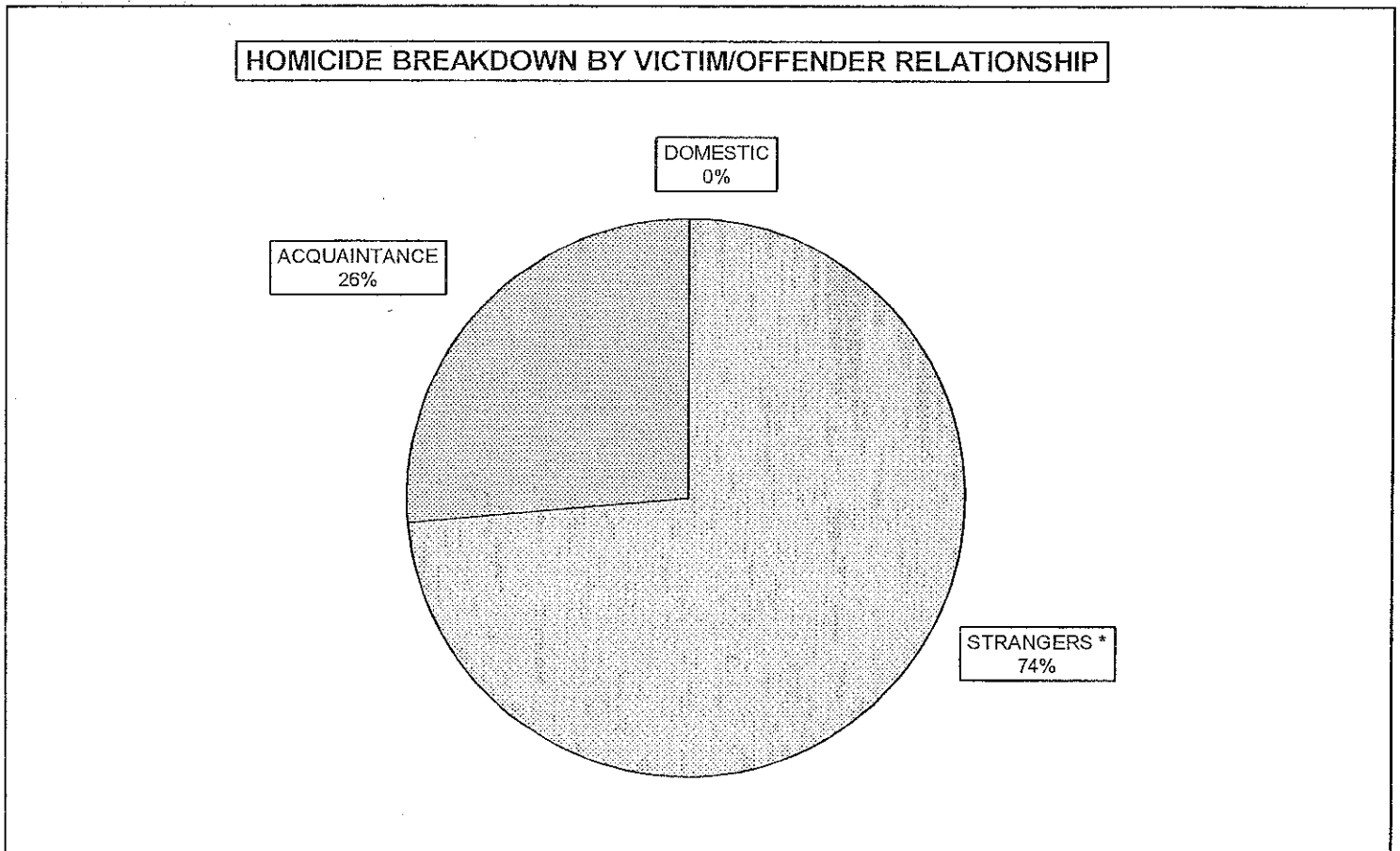
B/F	100%	0%
W/F	0%	0%
HB/F	0%	0%
HW/F	0%	0%
A/F	0%	0%

PERPETRATOR UNKNOWN FOR 6 HOMICIDES



**2012
HOMICIDE BREAKDOWN
YEAR TO DATE**

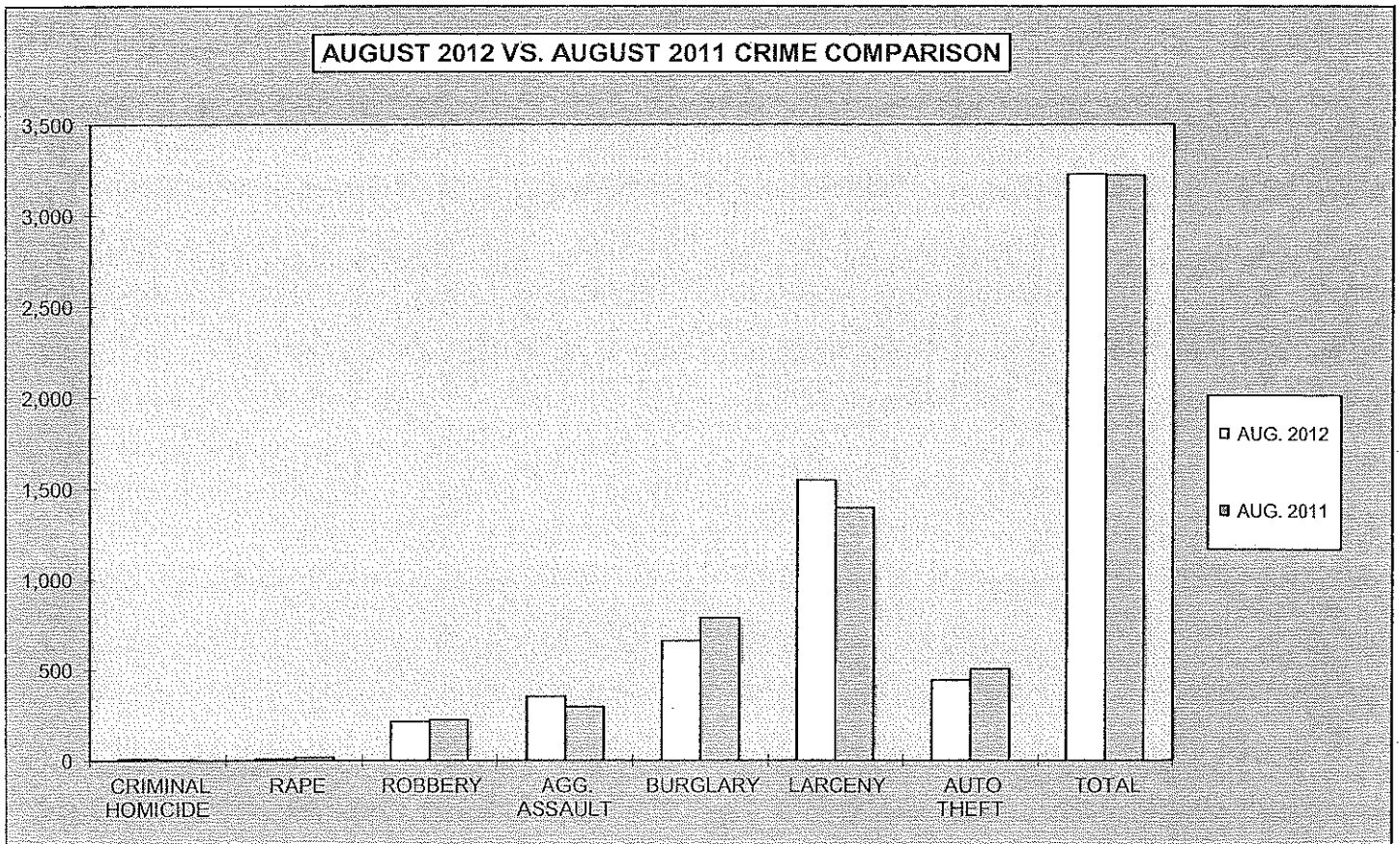
AUGUST							
MONTH	ACTUAL	DOMESTIC	%	STRANGERS *	%	ACQUAINTANCE	%
JANUARY	4	0	0%	3	75%	1	25%
FEBRUARY	5	0	0%	4	80%	1	20%
MARCH	10	0	0%	7	70%	3	30%
APRIL	5	0	0%	5	100%	0	0%
MAY	5	0	0%	2	40%	3	60%
JUNE	9	0	0%	4	44%	5	56%
JULY	7	0	0%	7	100%	0	0%
AUGUST	8	0	0%	7	88%	1	12%
SEPTEMBER							
OCTOBER							
NOVEMBER							
DECEMBER							
TOTAL	53	0	0%	39	74%	14	26%



* UNKNOWNNS INCLUDED IN WITH STRANGERS

**2012
MONTHLY CRIME COMPARISON**

CRIME	AUG. 2012	AUG. 2011	# DIFFERENCE	% DIFFERENCE
CRIMINAL HOMICIDE	8	4	4	100%
RAPE	8	18	-10	-56%
ROBBERY	213	223	-10	-4%
AGG. ASSAULT	351	294	57	19%
BURGLARY	660	786	-126	-16%
RESIDENCE	593	681	-88	-13%
NON-RESIDENCE	67	105	-38	-36%
LARCENY	1,547	1,395	152	11%
POCKETPICKING	10	13	-3	-23%
PURSE SNATCHING	52	42	10	24%
SHOPLIFTING	236	216	20	9%
FROM MOTOR VEHICLES	650	520	130	25%
MOTOR VEH. PARTS/ACCESSORIES	127	136	-9	-7%
BICYCLES	15	13	2	15%
FROM BUILDINGS	198	132	66	50%
FROM COIN OPERATED MACHINES	6	1	5	500%
ALL OTHER	253	322	-69	-21%
AUTO THEFT	441	503	-62	-12%
TOTAL	3,228	3,223	5	0%

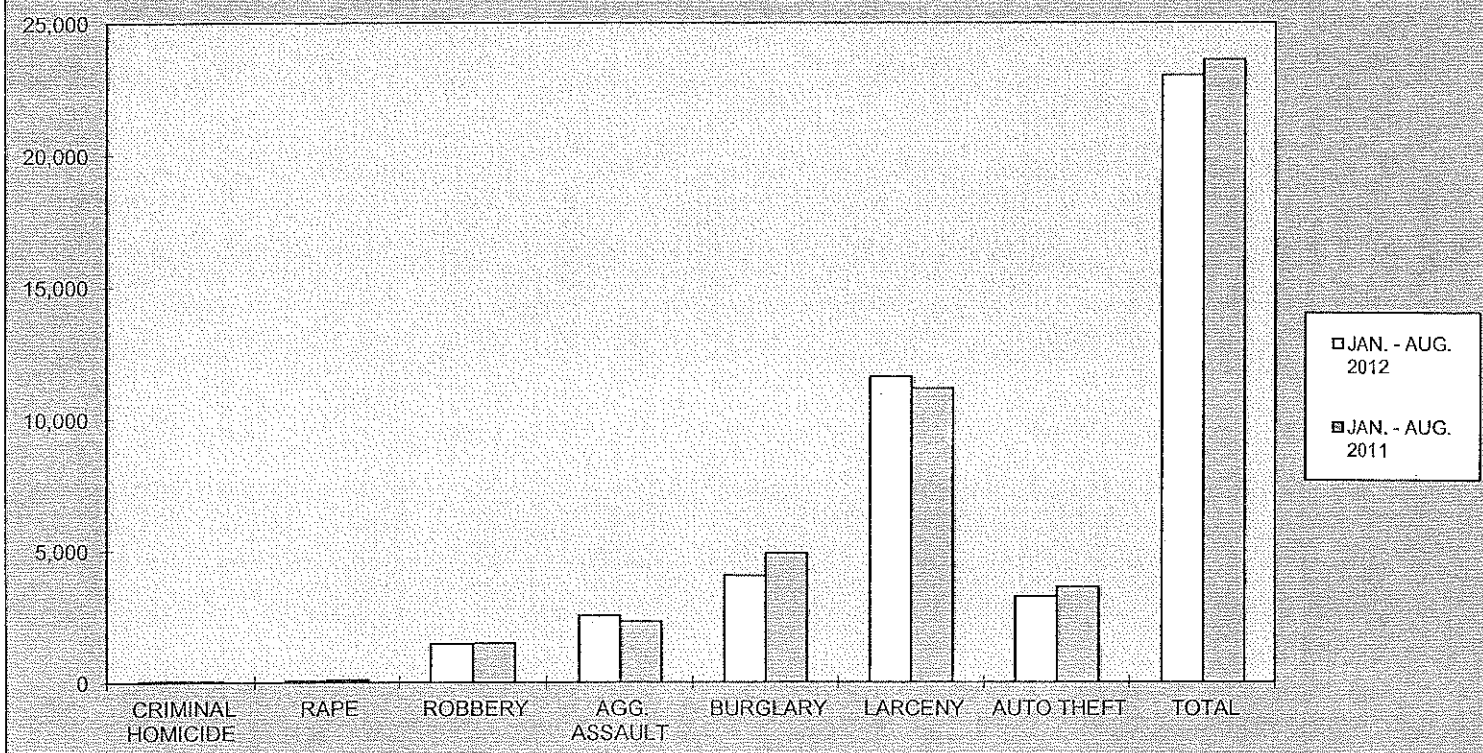


**2012
YEAR TO DATE CRIME COMPARISON**

FIRST 8 MONTHS

CRIME	JAN. - AUG. 2012	JAN. - AUG. 2011	# DIFFERENCE	% DIFFERENCE
CRIMINAL HOMICIDE	53	53	0	0%
RAPE	71	108	-37	-34%
ROBBERY	1,469	1,491	-22	-1%
AGG. ASSAULT	2,529	2,305	224	10%
BURGLARY	4,041	4,893	-852	-17%
RESIDENCE	3,482	4,231	-749	-18%
NON-RESIDENCE	559	662	-103	-16%
LARCENY	11,613	11,159	454	4%
POCKETPICKING	66	46	20	43%
PURSE SNATCHING	318	242	76	31%
SHOPLIFTING	1,833	1,752	81	5%
FROM MOTOR VEHICLES	4,684	4,506	178	4%
MOTOR VEH. PARTS/ACCESSORIES	1,141	1,117	24	2%
BICYCLES	109	121	-12	-10%
FROM BUILDINGS	1,344	1,236	108	9%
FROM COIN OPERATED MACHINES	13	10	3	30%
ALL OTHER	2,105	2,129	-24	-1%
AUTO THEFT	3,252	3,606	-354	-10%
TOTAL	23,028	23,615	-587	-2%

YEAR TO DATE CRIME COMPARISON

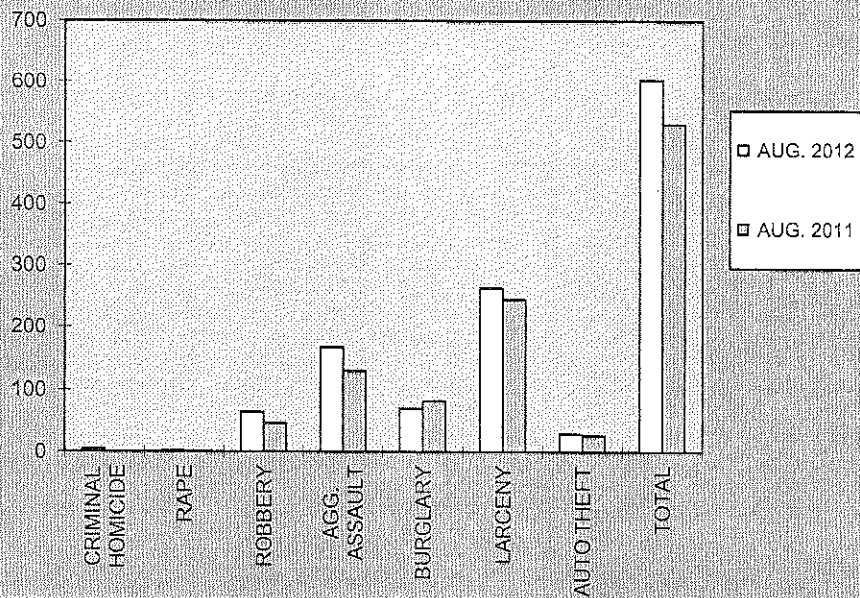


**2012
ARREST COMPARISON**

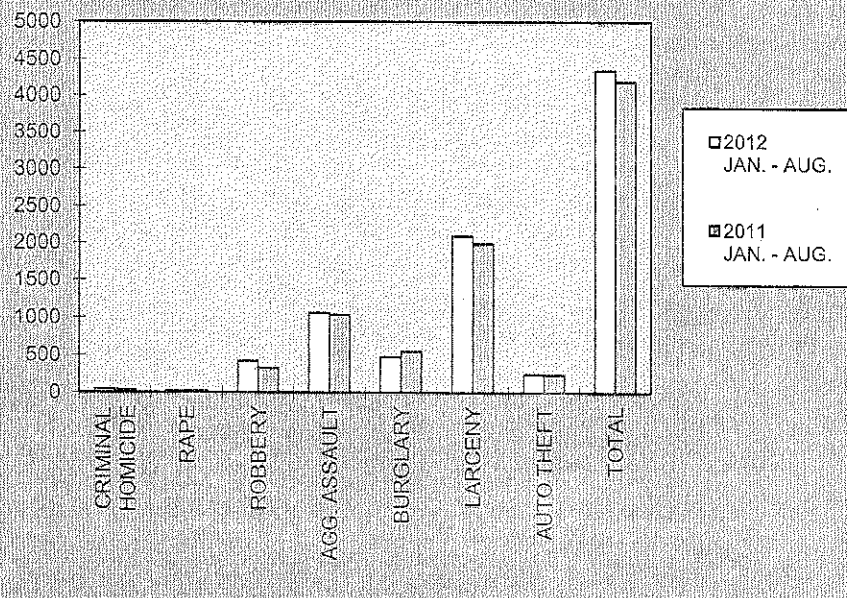
AUGUST ARREST COMPARISON				
CRIME	AUG. 2012	AUG. 2011	# DIFFERENCE	% DIFFERENCE
CRIMINAL HOMICIDE	5	0	5	100%
RAPE	2	1	1	100%
ROBBERY	64	46	18	39%
AGG. ASSAULT	169	130	39	30%
BURGLARY	70	82	-12	-15%
LARCENY	263	245	18	7%
AUTO THEFT	30	27	3	11%
TOTAL	603	531	72	14%

FIRST 8 MONTHS ARREST COMPARISON				
CRIME	2012 JAN. - AUG.	2011 JAN. - AUG.	# DIFFERENCE	% DIFFERENCE
CRIMINAL HOMICIDE	46	35	11	31%
RAPE	22	26	-4	-15%
ROBBERY	412	315	97	31%
AGG. ASSAULT	1,060	1,034	26	3%
BURGLARY	475	550	-75	-14%
LARCENY	2,087	1,990	97	5%
AUTO THEFT	241	235	6	3%
TOTAL	4,343	4,185	158	4%

AUG. 2012 VS. AUG. 2011 ARREST COMPARISON



YEAR TO DATE ARREST COMPARISON 2012 VS. 2011

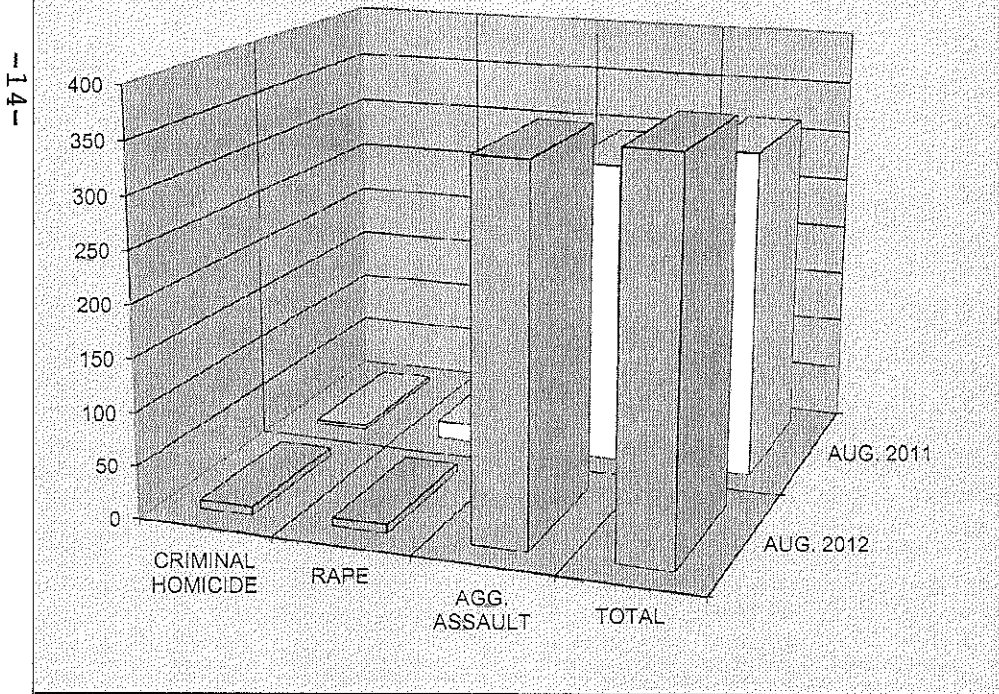


**2012
CRIME COMPARISON
CRIMES AGAINST PERSONS**

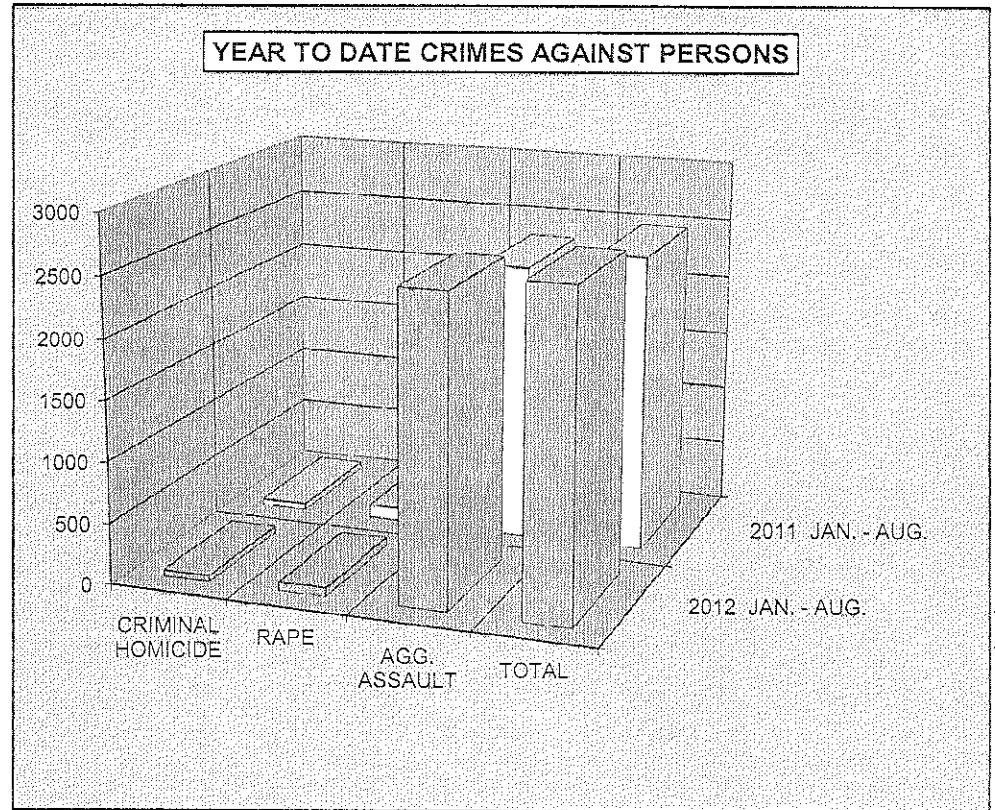
AUGUST				
CRIME	AUG. 2012	AUG. 2011	# DIFFERENCE	% DIFFERENCE
CRIMINAL HOMICIDE	8	4	4	100%
RAPE	8	18	-10	-56%
AGG. ASSAULT	351	294	57	19%
TOTAL	367	316	51	16%

FIRST 8 MONTHS				
CRIME	2012 JAN. - AUG.	2011 JAN. - AUG.	# DIFFERENCE	% DIFFERENCE
CRIMINAL HOMICIDE	53	53	0	0%
RAPE	71	108	-37	-34%
AGG. ASSAULT	2,529	2,305	224	10%
TOTAL	2,653	2,466	187	8%

AUGUST CRIMES AGAINST PERSONS



YEAR TO DATE CRIMES AGAINST PERSONS

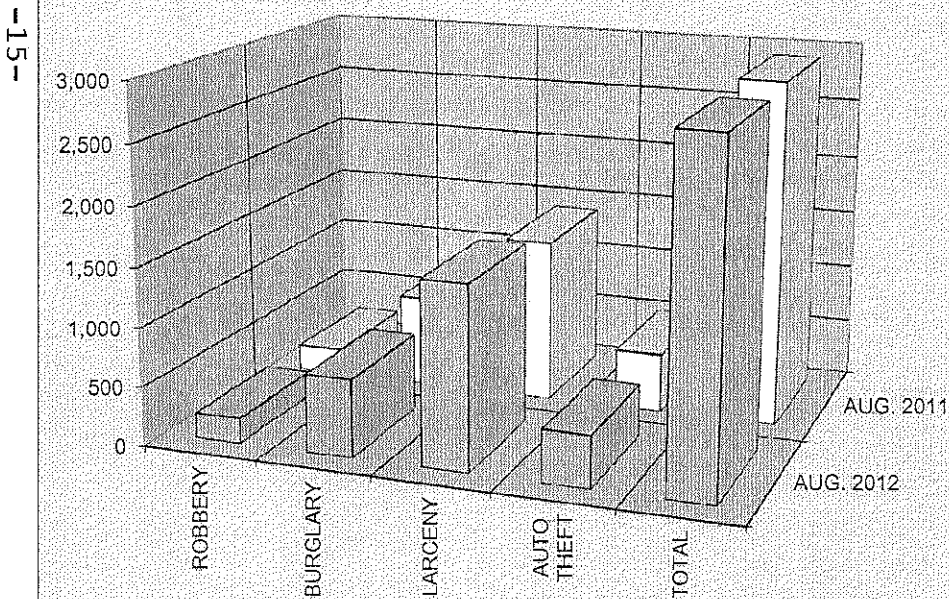


**2012
CRIME COMPARISON
CRIMES AGAINST PROPERTY**

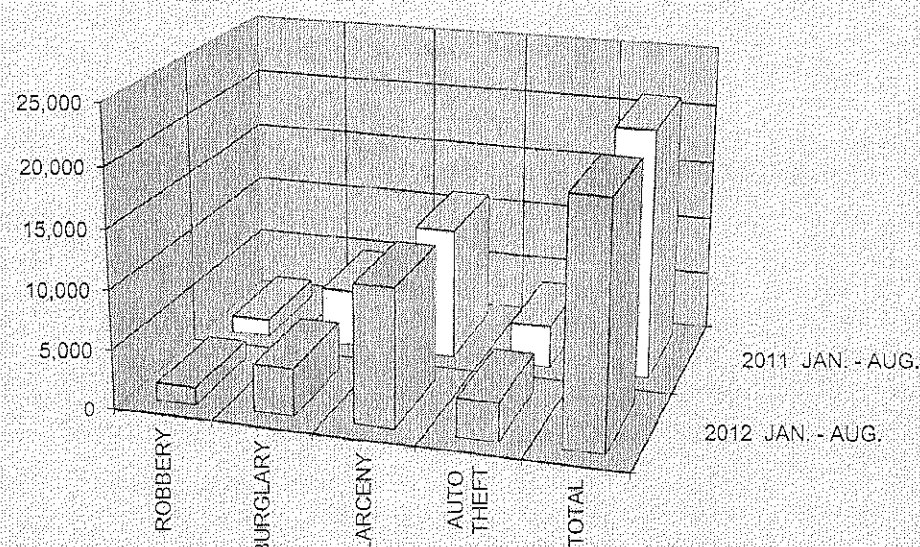
AUGUST				
CRIME	AUG. 2012	AUG. 2011	# DIFFERENCE	% DIFFERENCE
ROBBERY	213	223	-10	-4%
BURGLARY	660	786	-126	-16%
LARCENY	1,547	1,395	152	11%
AUTO THEFT	441	503	-62	-12%
TOTAL	2,861	2,907	-46	-2%

FIRST 8 MONTHS				
CRIME	2012 JAN. - AUG.	2011 JAN. - AUG.	# DIFFERENCE	% DIFFERENCE
ROBBERY	1,469	1,491	-22	-1%
BURGLARY	4,041	4,893	-852	-17%
LARCENY	11,613	11,159	454	4%
AUTO THEFT	3,252	3,606	-354	-10%
TOTAL	20,375	21,149	-774	-4%

AUGUST CRIMES AGAINST PROPERTY



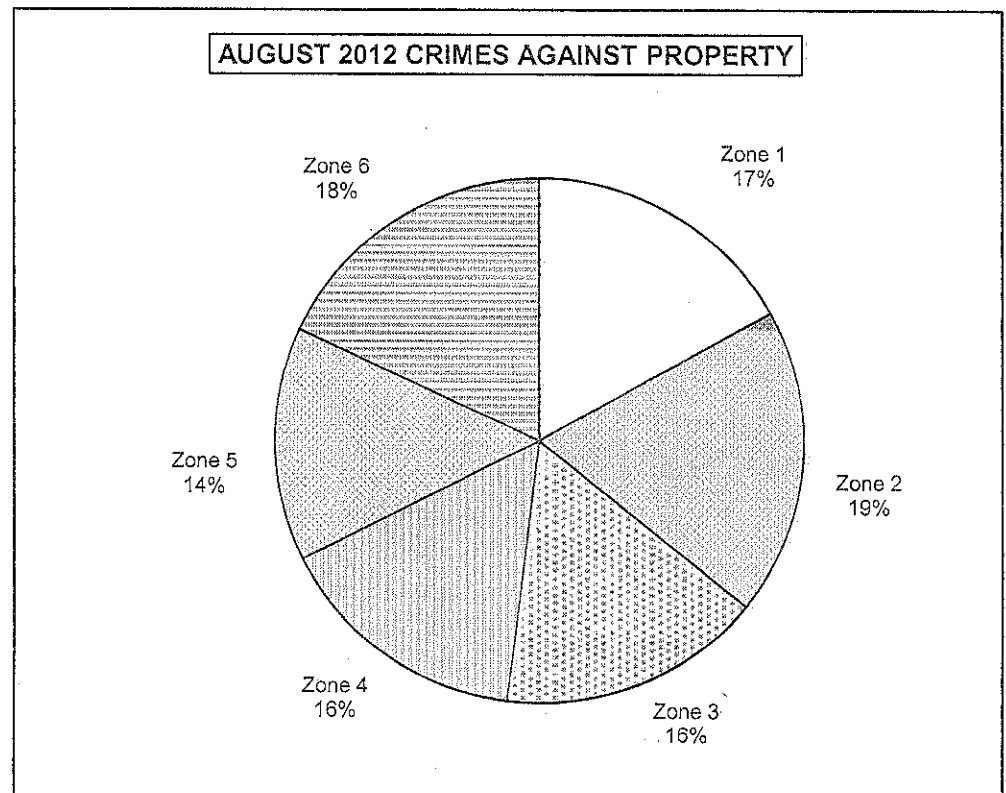
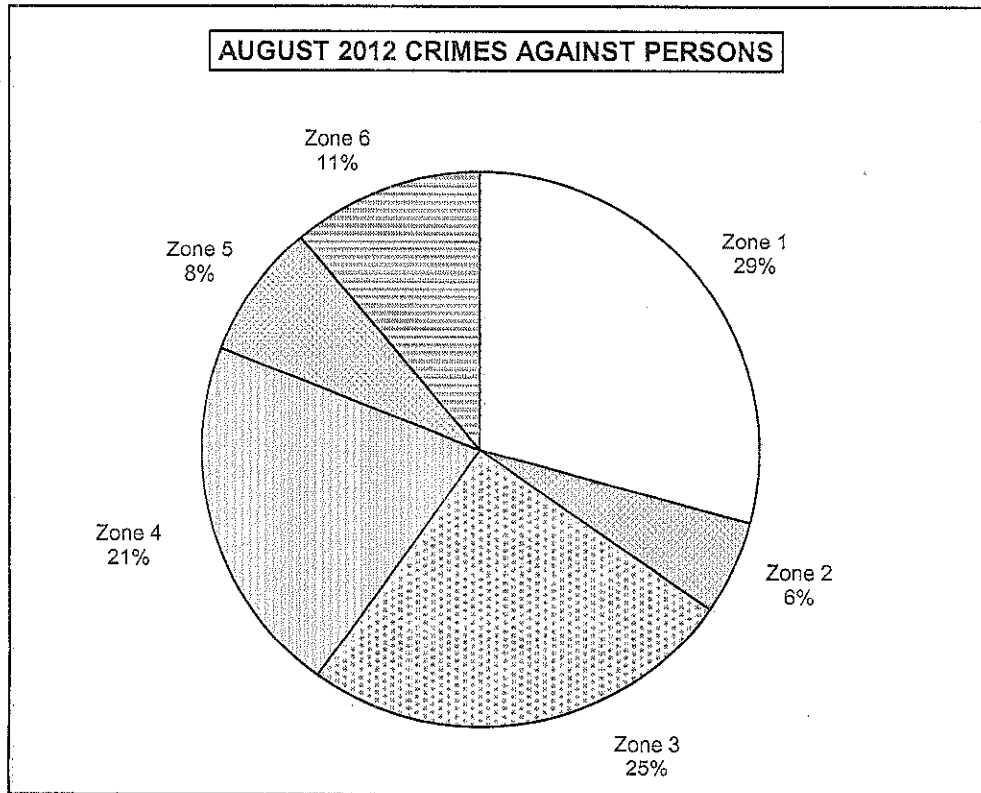
YEAR TO DATE CRIMES AGAINST PROPERTY



2012
AREA BREAKDOWN
CRIMES AGAINST PERSONS AND PROPERTY

AUGUST 2012 CRIMES AGAINST PERSONS BY ZONE						
CRIME	Zone 1	Zone 2	Zone 3	Zone 4	Zone 5	Zone 6
CRIMINAL HOMICIDE	1	0	2	3	0	2
RAPE	2	1	1	4	0	0
AGG. ASSAULT	104	19	90	70	29	39
TOTAL CRIMES AGAINST PERSONS	107	20	93	77	29	41

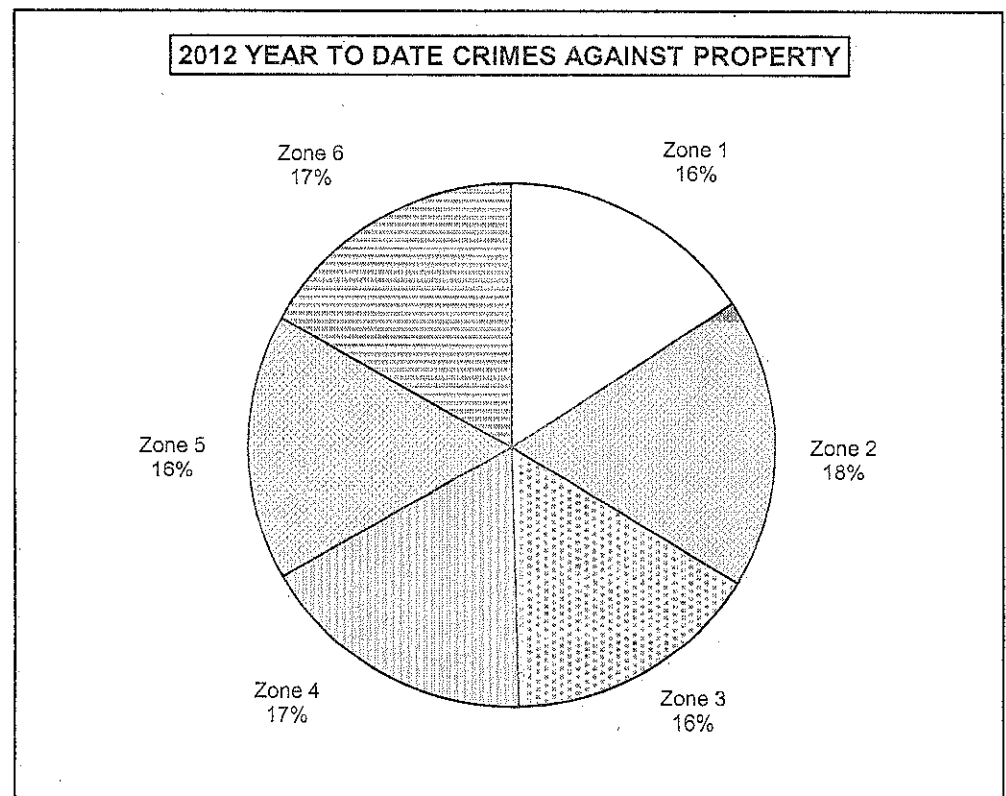
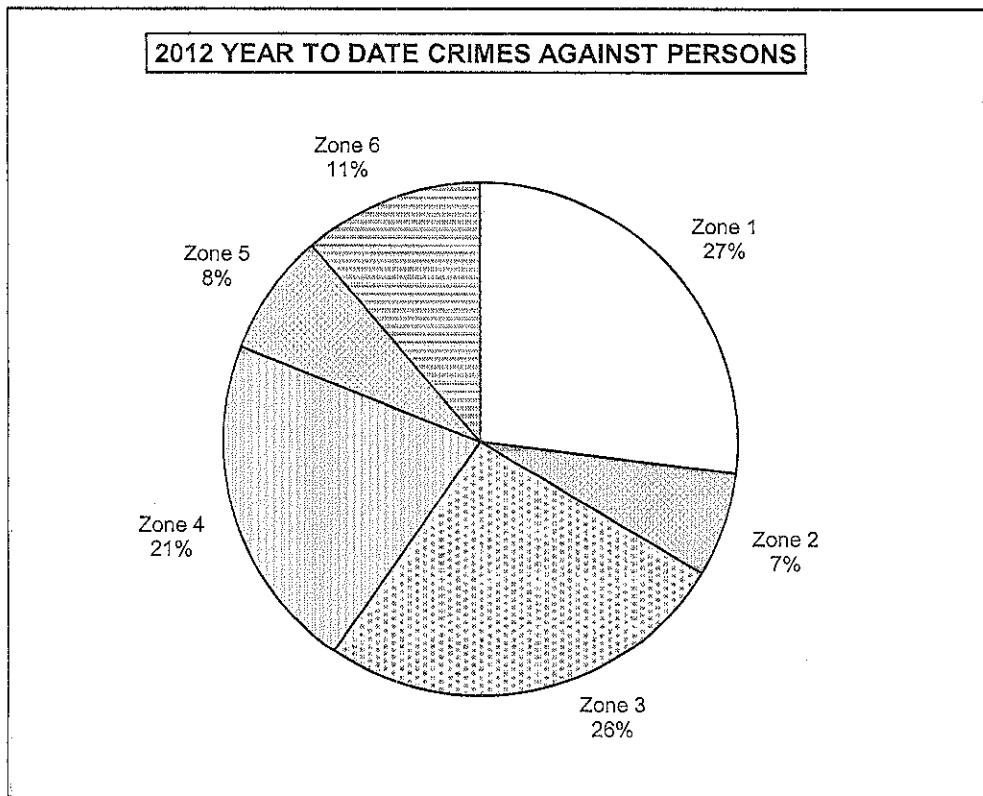
AUGUST 2012 CRIMES AGAINST PROPERTY BY ZONE						
CRIME	Zone 1	Zone 2	Zone 3	Zone 4	Zone 5	Zone 6
ROBBERY	56	16	41	38	25	37
BURGLARY	157	106	148	133	41	75
LARCENY	177	376	176	195	306	317
AUTO THEFT	94	41	98	82	38	88
TOTAL CRIMES AGAINST PROPERTY	484	539	463	448	410	517



**2012
YEAR TO DATE AREA BREAKDOWN
CRIMES AGAINST PERSONS AND PROPERTY**

FIRST 8 MONTHS 2012 CRIMES AGAINST PERSONS BY ZONE						
CRIME	Zone 1	Zone 2	Zone 3	Zone 4	Zone 5	Zone 6
CRIMINAL HOMICIDE	17	0	15	15	1	5
RAPE	16	7	13	17	5	13
AGG. ASSAULT	682	168	665	533	197	284
TOTAL CRIMES AGAINST PERSONS	715	175	693	565	203	302

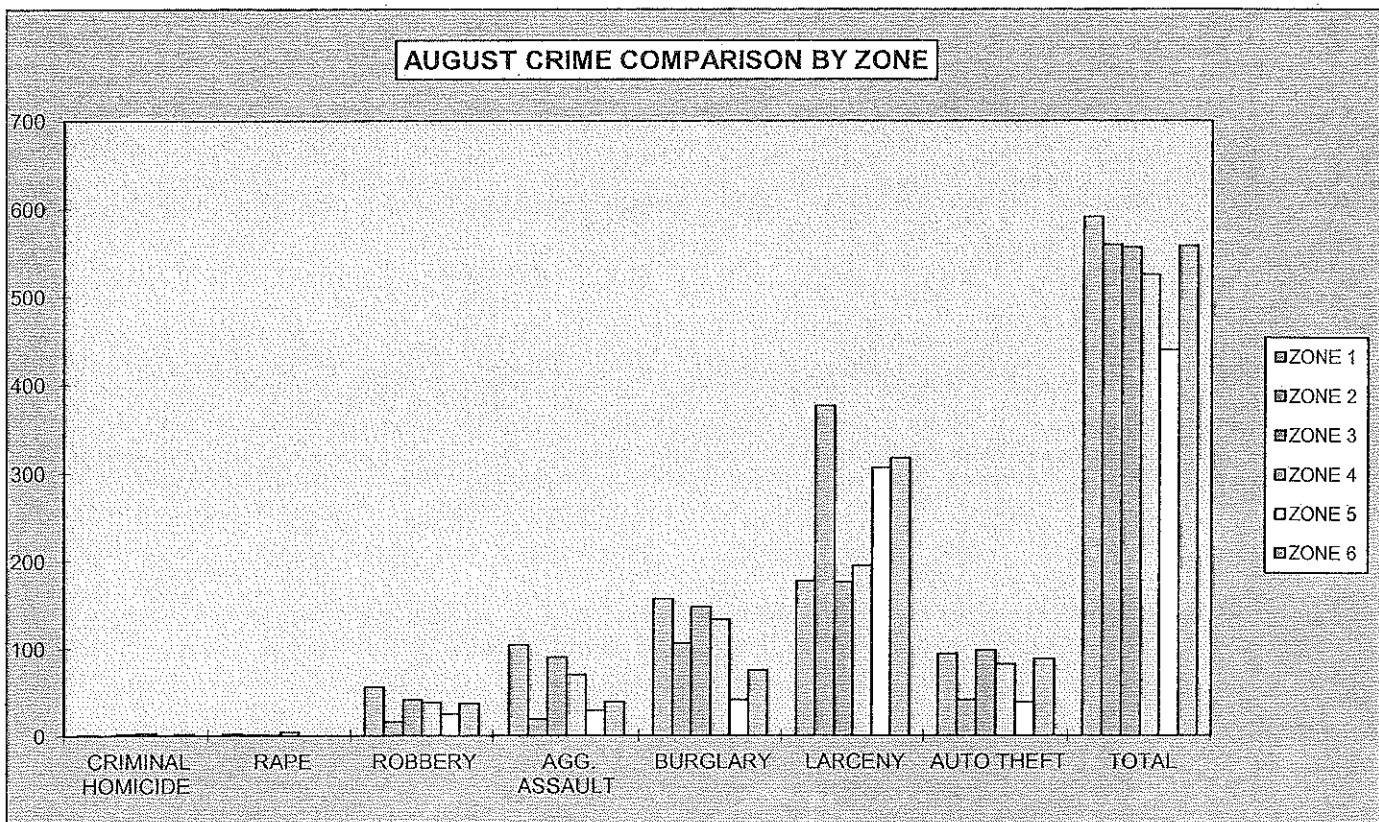
FIRST 8 MONTHS 2012 CRIMES AGAINST PROPERTY BY ZONE						
CRIME	Zone 1	Zone 2	Zone 3	Zone 4	Zone 5	Zone 6
ROBBERY	310	115	294	309	221	220
BURGLARY	945	565	976	956	170	429
LARCENY	1,289	2,635	1,243	1,614	2,617	2,215
AUTO THEFT	677	326	726	616	334	573
TOTAL CRIMES AGAINST PROPERTY	3,221	3,641	3,239	3,495	3,342	3,437



-17-

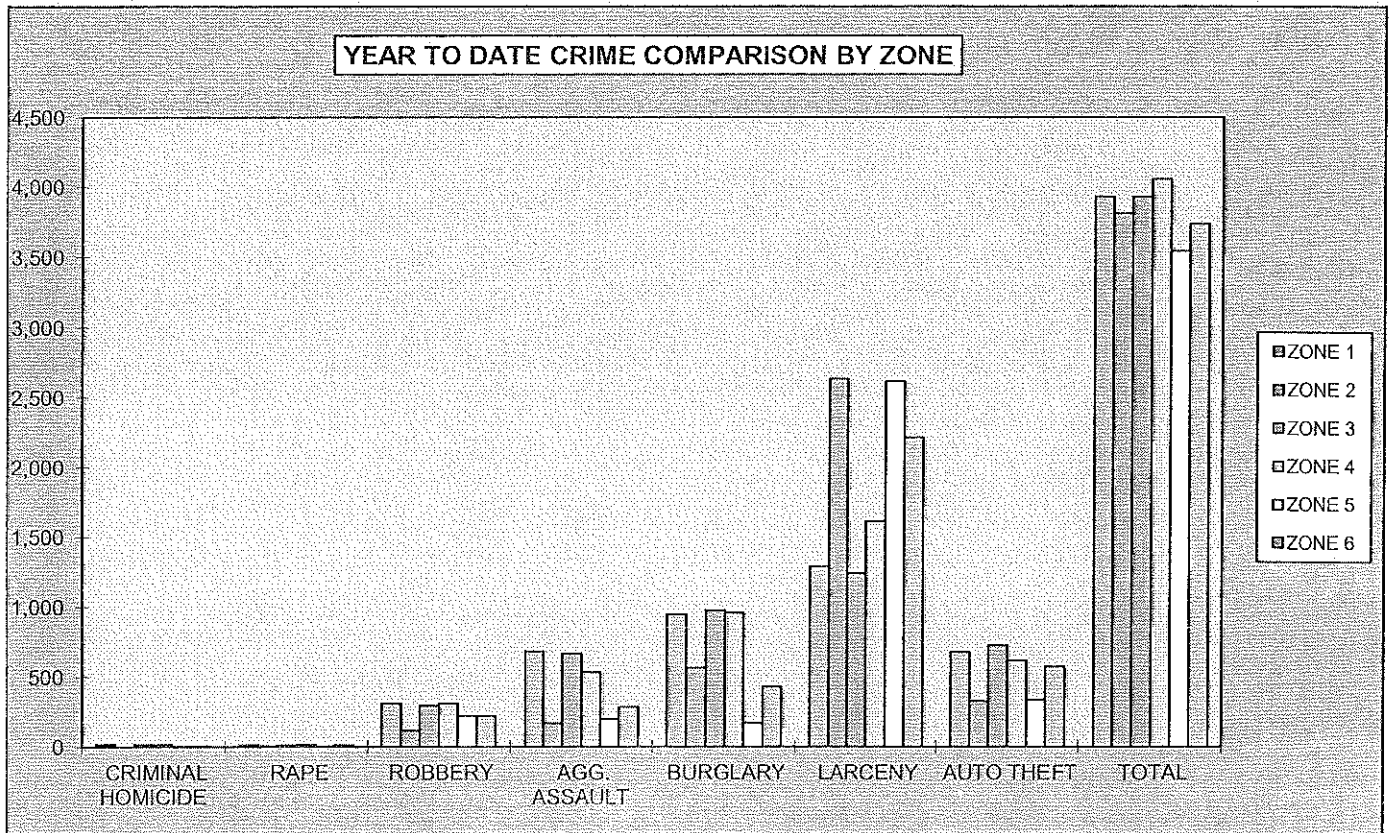
**2012
AREA BREAKDOWN**

AUGUST CRIME COMPARISON BY ZONE						
CRIME	ZONE 1	ZONE 2	ZONE 3	ZONE 4	ZONE 5	ZONE 6
CRIMINAL HOMICIDE	1	0	2	3	0	2
RAPE	2	1	1	4	0	0
ROBBERY	56	16	41	38	25	37
AGG. ASSAULT	104	19	90	70	29	39
BURGLARY	157	106	148	133	41	75
RESIDENCE	151	93	129	120	33	67
NON-RESIDENCE	6	13	19	13	8	8
LARCENY	177	376	176	195	306	317
POCKETPICKING	1	6	3	-1	1	0
PURSE SNATCHING	13	3	5	5	14	12
SHOPLIFTING	14	67	23	38	33	61
FROM MOTOR VEHICLES	54	184	44	46	163	159
MOTOR VEH. PARTS/ACCESSORIES	20	31	19	20	17	20
BICYCLES	1	2	1	1	2	8
FROM BUILDINGS	29	38	23	39	40	29
FROM COIN OPERATED MACHINES	1	1	2	0	2	0
ALL OTHER	44	44	56	47	34	28
AUTO THEFT	94	41	98	82	38	88
TOTAL	591	559	556	525	439	558



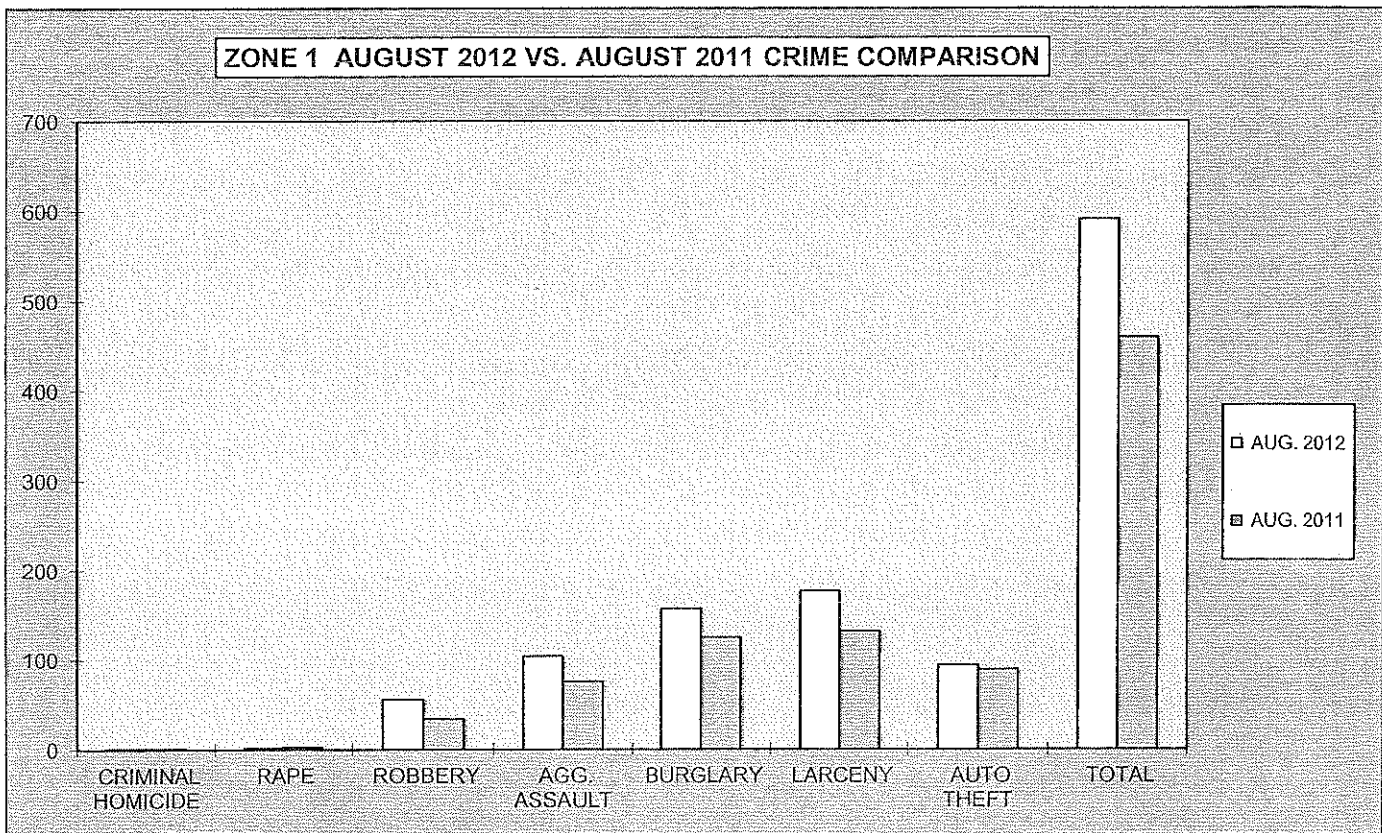
2012
YEAR TO DATE AREA BREAKDOWN

FIRST 8 MONTHS CRIME COMPARISON BY ZONE						
CRIME	ZONE 1	ZONE 2	ZONE 3	ZONE 4	ZONE 5	ZONE 6
CRIMINAL HOMICIDE	17	0	15	15	1	5
RAPE	16	7	13	17	5	13
ROBBERY	310	115	294	309	221	220
AGG. ASSAULT	682	168	665	533	197	284
BURGLARY	945	565	976	956	170	429
RESIDENCE	869	445	856	865	101	346
NON-RESIDENCE	76	120	120	91	69	83
LARCENY	1,289	2,635	1,243	1,614	2,617	2,215
POCKETPICKING	2	24	9	5	23	3
PURSE SNATCHING	44	37	44	36	74	83
SHOPLIFTING	105	566	144	340	284	394
FROM MOTOR VEHICLES	396	1,163	347	381	1,301	1,096
MOTOR VEH. PARTS/ACCESSORIES	172	240	140	142	262	185
BICYCLES	9	15	13	16	21	35
FROM BUILDINGS	170	261	166	208	377	162
FROM COIN OPERATED MACHINES	1	1	2	5	4	0
ALL OTHER	390	328	378	481	271	257
AUTO THEFT	677	326	726	616	334	573
TOTAL	3,936	3,816	3,932	4,060	3,545	3,739



**2012
MONTHLY CRIME COMPARISON**

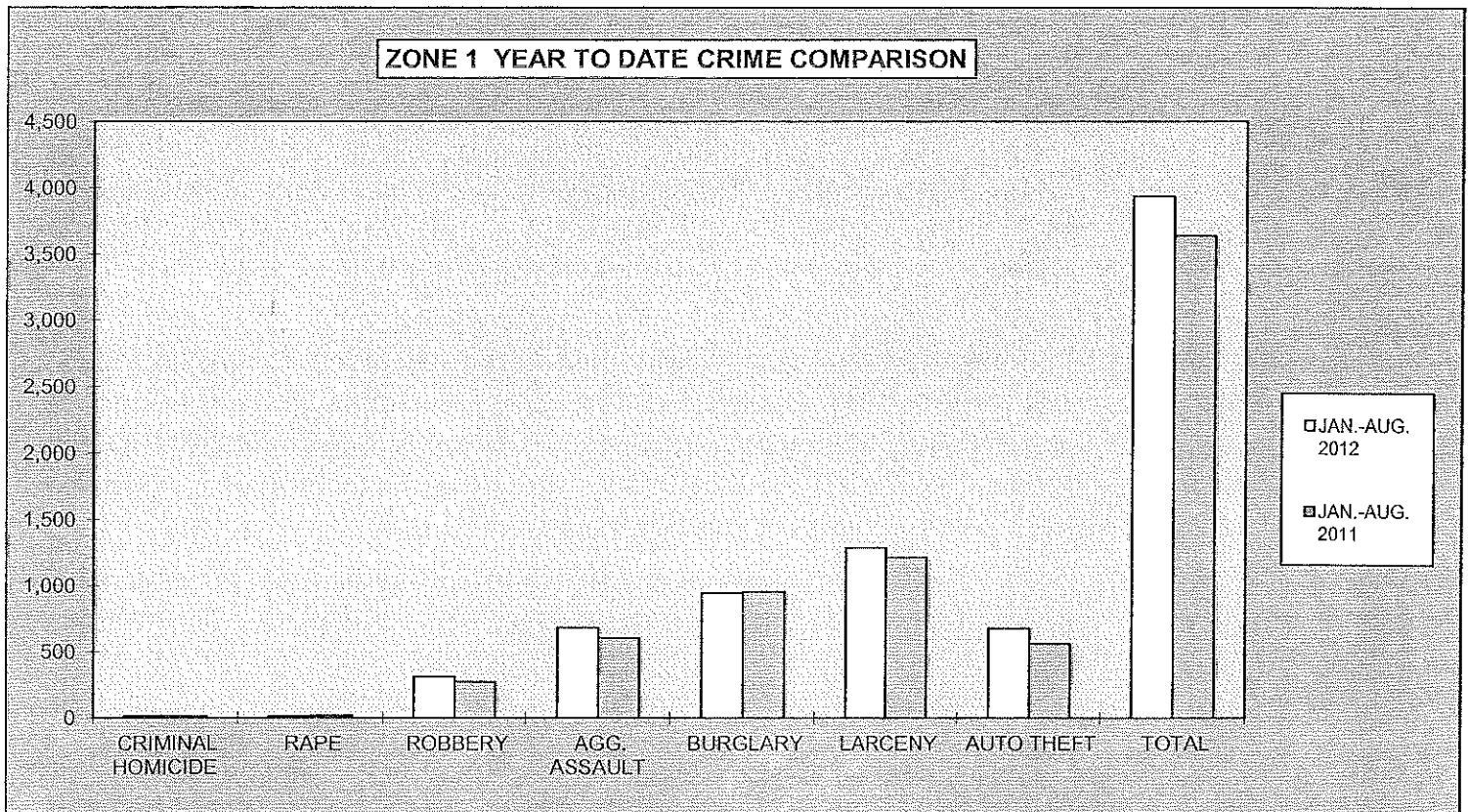
ZONE 1				
CRIME	AUG. 2012	AUG. 2011	# DIFFERENCE	% DIFFERENCE
CRIMINAL HOMICIDE	1	1	0	0%
RAPE	2	3	-1	-33%
ROBBERY	56	34	22	65%
AGG. ASSAULT	104	76	28	37%
BURGLARY	157	125	32	26%
RESIDENCE	151	113	38	34%
NON-RESIDENCE	6	12	-6	-50%
LARCENY	177	132	45	34%
POCKETPICKING	1	0	1	100%
PURSE SNATCHING	13	2	11	550%
SHOPLIFTING	14	13	1	8%
FROM MOTOR VEHICLES	54	29	25	86%
MOTOR VEH. PARTS/ACCESSORIES	20	14	6	43%
BICYCLES	1	2	-1	-50%
FROM BUILDINGS	29	15	14	93%
FROM COIN OPERATED MACHINES	1	0	1	100%
ALL OTHER	44	57	-13	-23%
AUTO THEFT	94	89	5	6%
TOTAL	591	460	131	28%



* 2011 FIGURES BASED ON OLD ZONE BOUNDARIES - NEW ZONE BOUNDARIES EFFECTIVE 12-13-11

**2012
YEAR TO DATE CRIME COMPARISON**

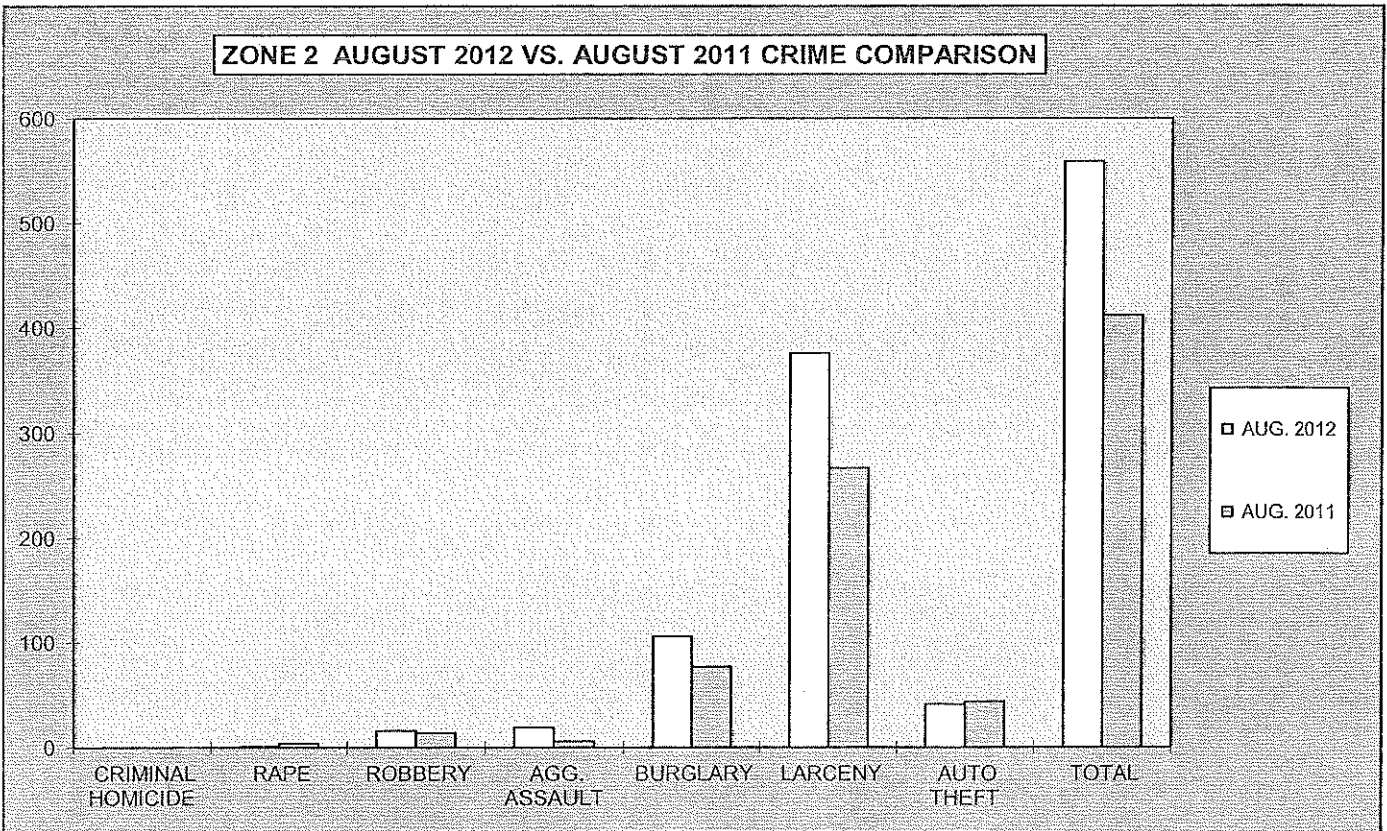
ZONE 1					
CRIME	JAN -AUG 2012	JAN -AUG 2011	# DIFFERENCE	% DIFFERENCE	
CRIMINAL HOMICIDE	17	12	5	42%	
RAPE	16	20	-4	-20%	
ROBBERY	310	272	38	14%	
AGG. ASSAULT	682	605	77	13%	
BURGLARY	945	956	-11	-1%	
RESIDENCE	869	874	-5	-1%	
NON-RESIDENCE	76	82	-6	-7%	
LARCENY	1,289	1,215	74	6%	
POCKETPICKING	2	4	-2	-50%	
PURSE SNATCHING	44	15	29	193%	
SHOPLIFTING	105	88	17	19%	
FROM MOTOR VEHICLES	396	405	-9	-2%	
MOTOR VEH. PARTS/ACCESSORIES	172	143	29	20%	
BICYCLES	9	12	-3	-25%	
FROM BUILDINGS	170	157	13	8%	
FROM COIN OPERATED MACHINES	1	1	0	0%	
ALL OTHER	390	390	0	0%	
AUTO THEFT	677	561	116	21%	
TOTAL	3,936	3,641	295	8%	



* 2011 FIGURES BASED ON OLD ZONE BOUNDARIES - NEW ZONE BOUNDARIES EFFECTIVE 12-13-11

2012
MONTHLY CRIME COMPARISON

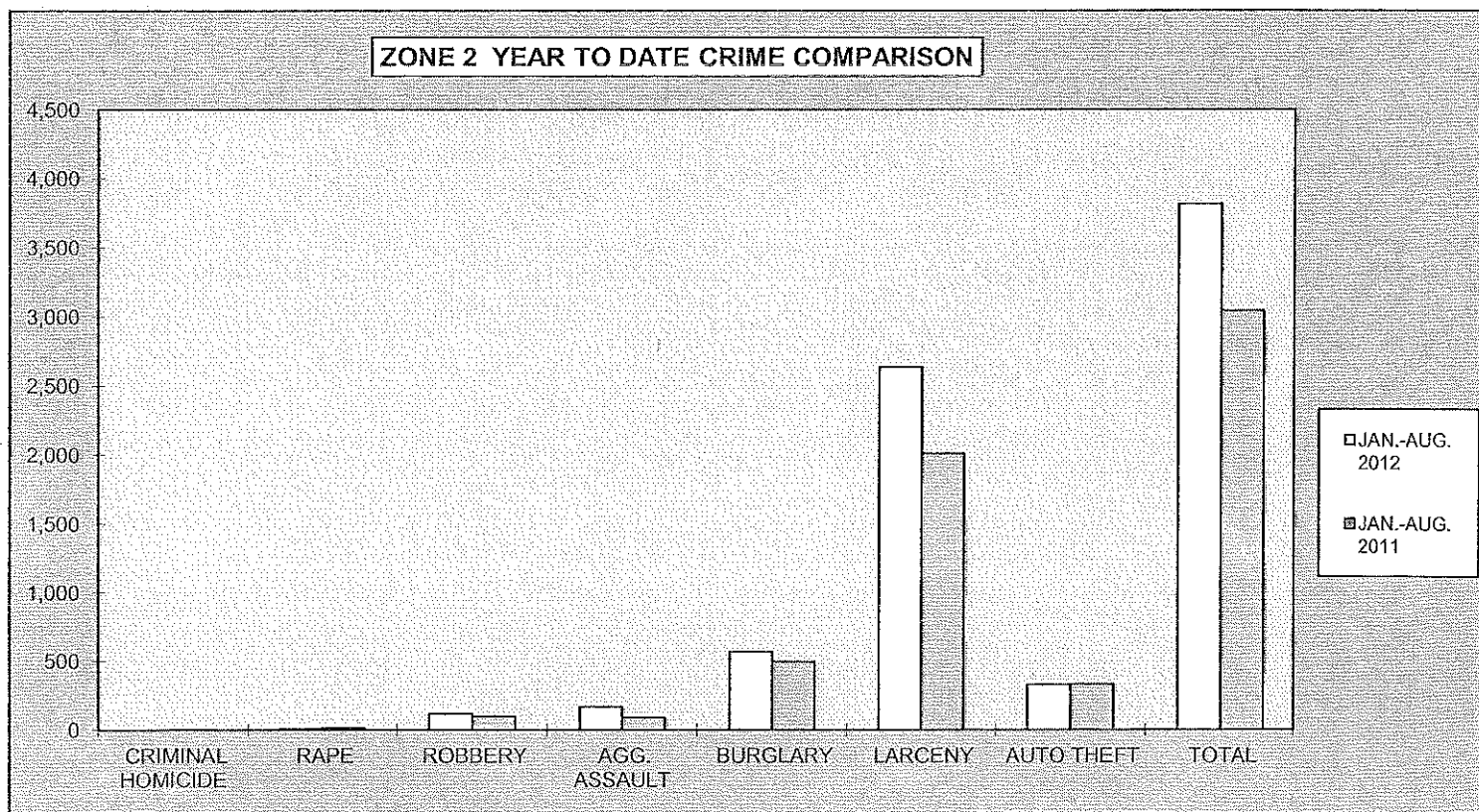
ZONE 2				
CRIME	AUG. 2012	AUG. 2011	# DIFFERENCE	% DIFFERENCE
CRIMINAL HOMICIDE	0	0	0	0%
RAPE	1	4	-3	-75%
ROBBERY	16	14	2	14%
AGG. ASSAULT	19	6	13	217%
BURGLARY	106	77	29	38%
RESIDENCE	93	61	32	52%
NON-RESIDENCE	13	16	-3	-19%
LARCENY	376	267	109	41%
POCKETPICKING	6	4	2	50%
PURSE SNATCHING	3	1	2	200%
SHOPLIFTING	67	54	13	24%
FROM MOTOR VEHICLES	184	119	65	55%
MOTOR VEH. PARTS/ACCESSORIES	31	16	15	94%
BICYCLES	2	1	1	100%
FROM BUILDINGS	38	30	8	27%
FROM COIN OPERATED MACHINES	1	0	1	100%
ALL OTHER	44	42	2	5%
AUTO THEFT	41	44	-3	-7%
TOTAL	559	412	147	36%



* 2011 FIGURES BASED ON OLD ZONE BOUNDARIES - NEW ZONE BOUNDARIES EFFECTIVE 12-13-11

**2012
YEAR TO DATE CRIME COMPARISON**

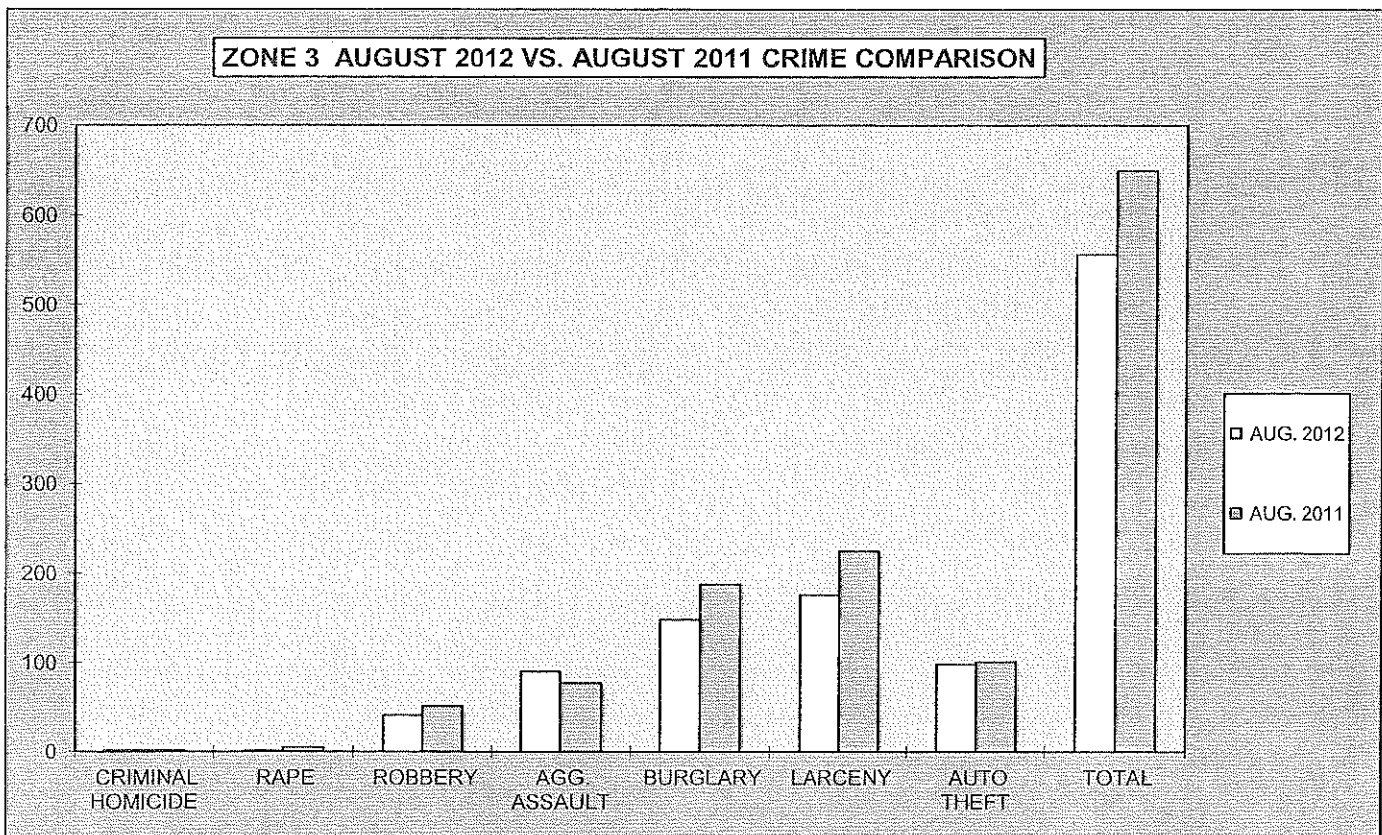
ZONE 2					
CRIME	JAN -AUG 2012	JAN -AUG 2011	# DIFFERENCE	% DIFFERENCE	
CRIMINAL HOMICIDE	0	1	-1	-100%	
RAPE	7	14	-7	-50%	
ROBBERY	115	99	16	16%	
AGG. ASSAULT	168	89	79	89%	
BURGLARY	565	494	71	14%	
RESIDENCE	445	398	47	12%	
NON-RESIDENCE	120	96	24	25%	
LARCENY	2,635	2,012	623	31%	
POCKETPICKING	24	6	18	300%	
PURSE SNATCHING	37	9	28	311%	
SHOPLIFTING	566	577	-11	-2%	
FROM MOTOR VEHICLES	1,163	766	397	52%	
MOTOR VEH. PARTS/ACCESSORIES	240	143	97	68%	
BICYCLES	15	10	5	50%	
FROM BUILDINGS	261	252	9	4%	
FROM COIN OPERATED MACHINES	1	0	1	100%	
ALL OTHER	328	249	79	32%	
AUTO THEFT	326	332	-6	-2%	
TOTAL	3,816	3,041	775	25%	



* 2011 FIGURES BASED ON OLD ZONE BOUNDARIES - NEW ZONE BOUNDARIES EFFECTIVE 12-13-11

2012
MONTHLY CRIME COMPARISON

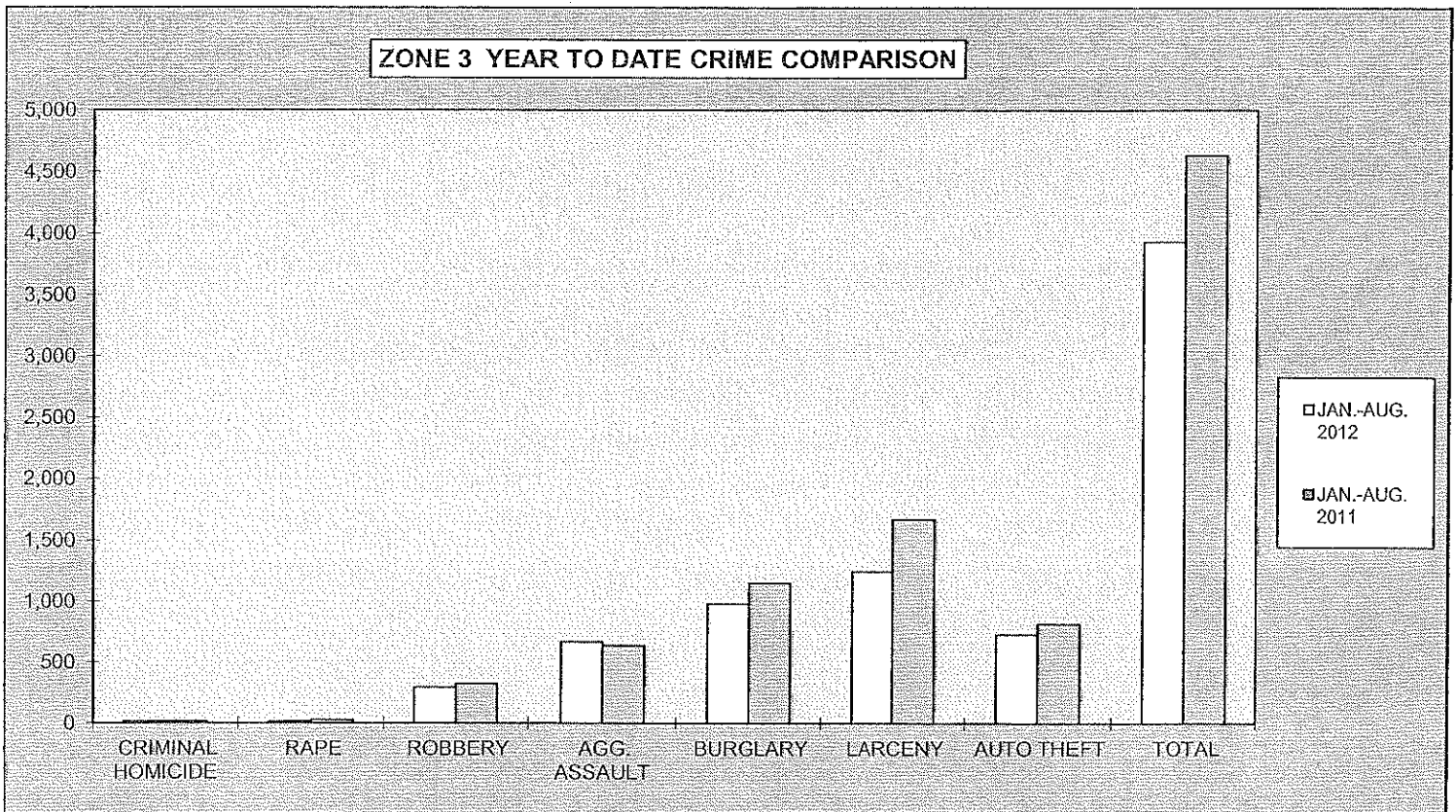
ZONE 3				
CRIME	AUG. 2012	AUG. 2011	# DIFFERENCE	% DIFFERENCE
CRIMINAL HOMICIDE	2	2	0	0%
RAPE	1	5	-4	-80%
ROBBERY	41	51	-10	-20%
AGG. ASSAULT	90	77	13	17%
BURGLARY	148	188	-40	-21%
RESIDENCE	129	169	-40	-24%
NON-RESIDENCE	19	19	0	0%
LARCENY	176	225	-49	-22%
POCKETPICKING	3	3	0	0%
PURSE SNATCHING	5	8	-3	-38%
SHOPLIFTING	23	19	4	21%
FROM MOTOR VEHICLES	44	75	-31	-41%
MOTOR VEH. PARTS/ACCESSORIES	19	25	-6	-24%
BICYCLES	1	2	-1	-50%
FROM BUILDINGS	23	21	2	10%
FROM COIN OPERATED MACHINES	2	0	2	100%
ALL OTHER	56	72	-16	-22%
AUTO THEFT	98	101	-3	-3%
TOTAL	556	649	-93	-14%



* 2011 FIGURES BASED ON OLD ZONE BOUNDARIES - NEW ZONE BOUNDARIES EFFECTIVE 12-13-11

**2012
YEAR TO DATE CRIME COMPARISON**

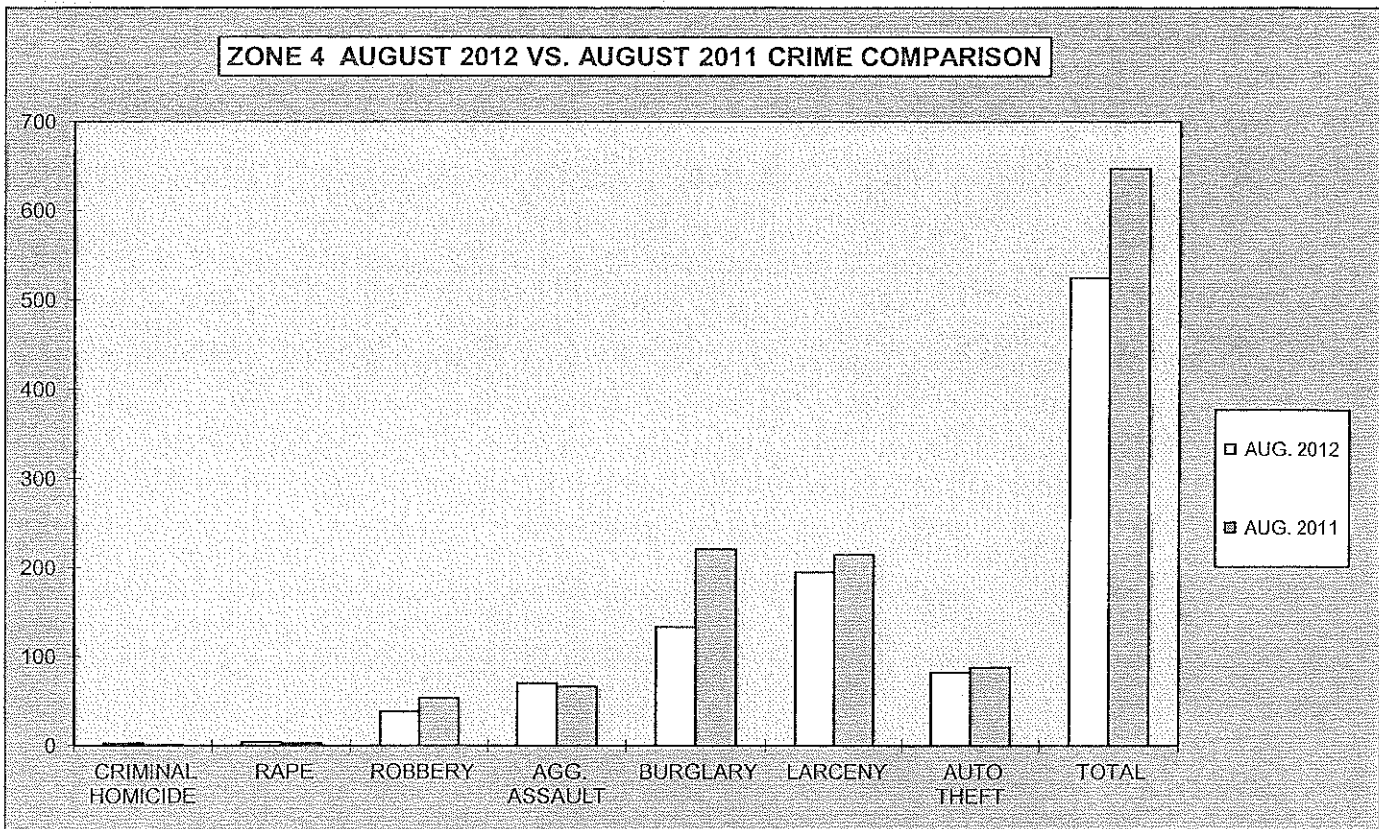
ZONE 3					
CRIME	JAN -AUG 2012	JAN -AUG 2011	# DIFFERENCE	% DIFFERENCE	
CRIMINAL HOMICIDE	15	16	-1	-6%	
RAPE	13	27	-14	-52%	
ROBBERY	294	322	-28	-9%	
AGG. ASSAULT	665	634	31	5%	
BURGLARY	976	1,149	-173	-15%	
RESIDENCE	856	1,005	-149	-15%	
NON-RESIDENCE	120	144	-24	-17%	
LARCENY	1,243	1,671	-428	-26%	
POCKETPICKING	9	8	1	13%	
PURSE SNATCHING	44	44	0	0%	
SHOPLIFTING	144	149	-5	-3%	
FROM MOTOR VEHICLES	347	608	-261	-43%	
MOTOR VEH. PARTS/ACCESSORIES	140	222	-82	-37%	
BICYCLES	13	18	-5	-28%	
FROM BUILDINGS	166	142	24	17%	
FROM COIN OPERATED MACHINES	2	2	0	0%	
ALL OTHER	378	478	-100	-21%	
AUTO THEFT	726	813	-87	-11%	
TOTAL	3,932	4,632	-700	-15%	



* 2011 FIGURES BASED ON OLD ZONE BOUNDARIES - NEW ZONE BOUNDARIES EFFECTIVE 12-13-11

**2012
MONTHLY CRIME COMPARISON**

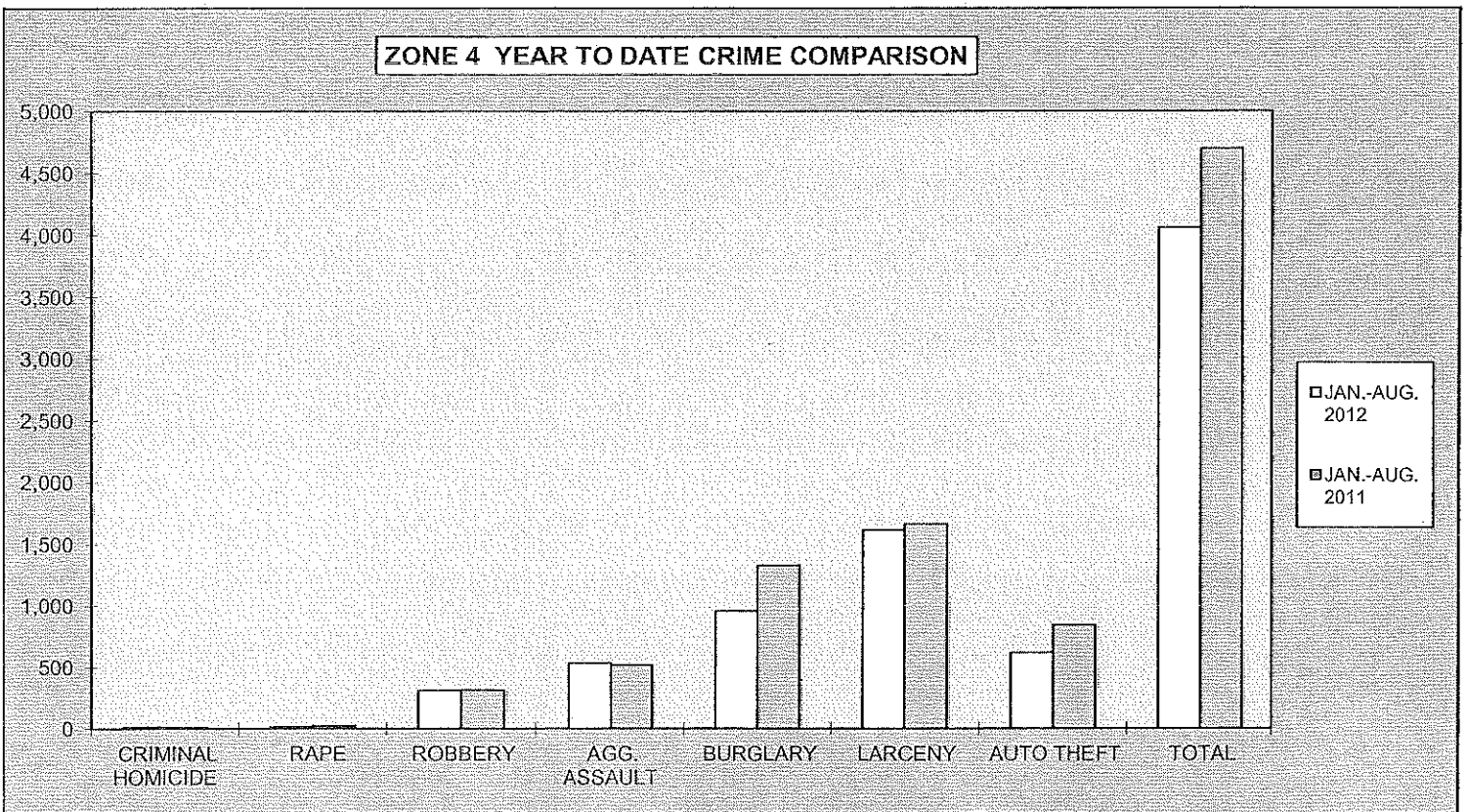
ZONE 4				
CRIME	AUG. 2012	AUG. 2011	# DIFFERENCE	% DIFFERENCE
CRIMINAL HOMICIDE	3	1	2	200%
RAPE	4	3	1	33%
ROBBERY	38	53	-15	-28%
AGG. ASSAULT	70	66	4	6%
BURGLARY	133	221	-88	-40%
RESIDENCE	120	202	-82	-41%
NON-RESIDENCE	13	19	-6	-32%
LARCENY	195	215	-20	-9%
POCKETPICKING	-1	1	-2	-200%
PURSE SNATCHING	5	2	3	150%
SHOPLIFTING	38	44	-6	-14%
FROM MOTOR VEHICLES	46	54	-8	-15%
MOTOR VEH. PARTS/ACCESSORIES	20	36	-16	-44%
BICYCLES	1	1	0	0%
FROM BUILDINGS	39	20	19	95%
FROM COIN OPERATED MACHINES	0	0	0	0%
ALL OTHER	47	57	-10	-18%
AUTO THEFT	82	88	-6	-7%
TOTAL	525	647	-122	-19%



* 2011 FIGURES BASED ON OLD ZONE BOUNDARIES - NEW ZONE BOUNDARIES EFFECTIVE 12-13-11

**2012
YEAR TO DATE CRIME COMPARISON**

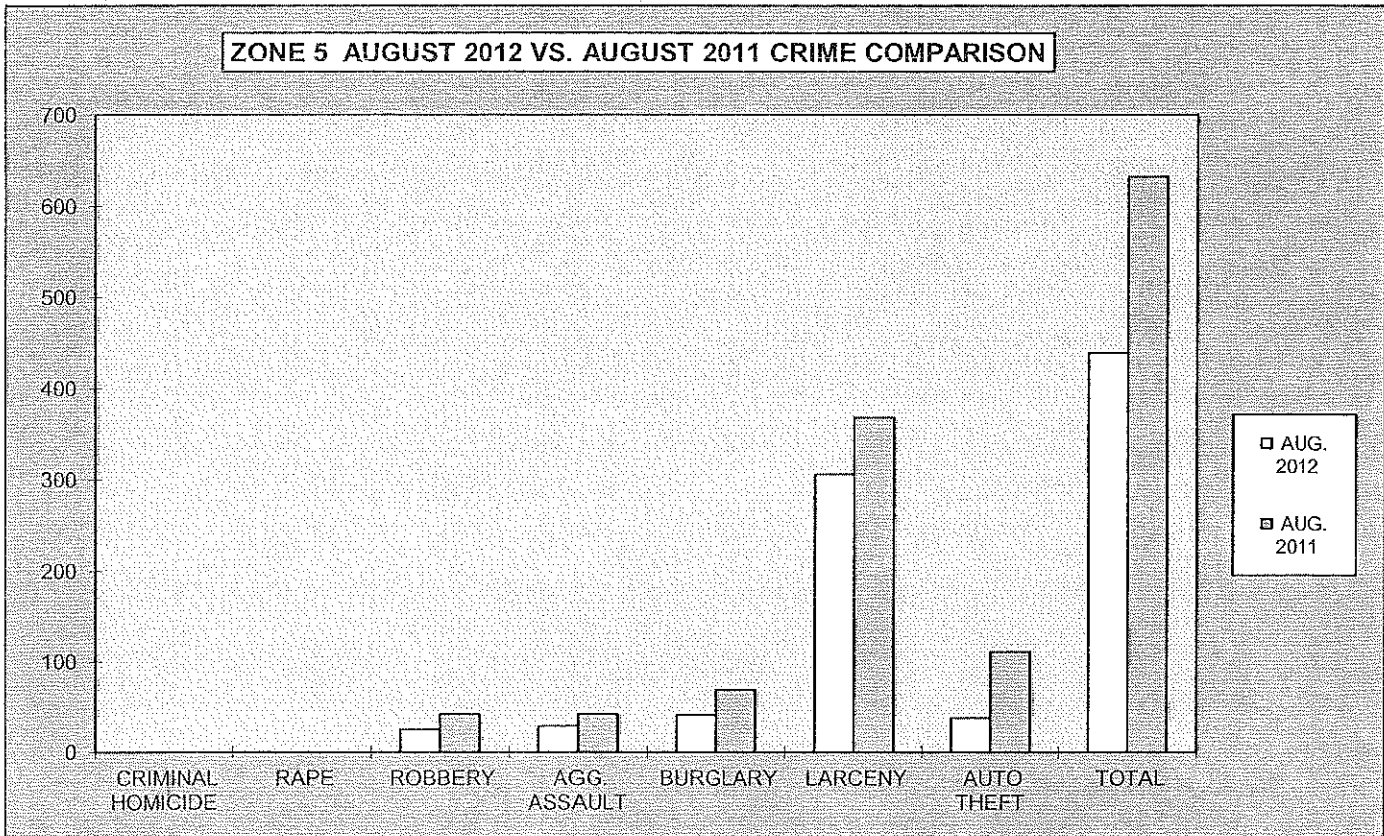
ZONE 4				
CRIME	JAN. - AUG. 2012	JAN. - AUG. 2011	# DIFFERENCE	% DIFFERENCE
CRIMINAL HOMICIDE	15	12	3	25%
RAPE	17	25	-8	-32%
ROBBERY	309	313	-4	-1%
AGG. ASSAULT	533	514	19	4%
BURGLARY	956	1,329	-373	-28%
RESIDENCE	865	1,176	-311	-26%
NON-RESIDENCE	91	153	-62	-41%
LARCENY	1,614	1,663	-49	-3%
POCKETPICKING	5	5	0	0%
PURSE SNATCHING	36	40	-4	-10%
SHOPLIFTING	340	274	66	24%
FROM MOTOR VEHICLES	381	464	-83	-18%
MOTOR VEH. PARTS/ACCESSORIES	142	233	-91	-39%
BICYCLES	16	14	2	14%
FROM BUILDINGS	208	198	10	5%
FROM COIN OPERATED MACHINES	5	0	5	100%
ALL OTHER	481	435	46	11%
AUTO THEFT	616	840	-224	-27%
TOTAL	4,060	4,696	-636	-14%



* 2011 FIGURES BASED ON OLD ZONE BOUNDARIES - NEW ZONE BOUNDARIES EFFECTIVE 12-13-11

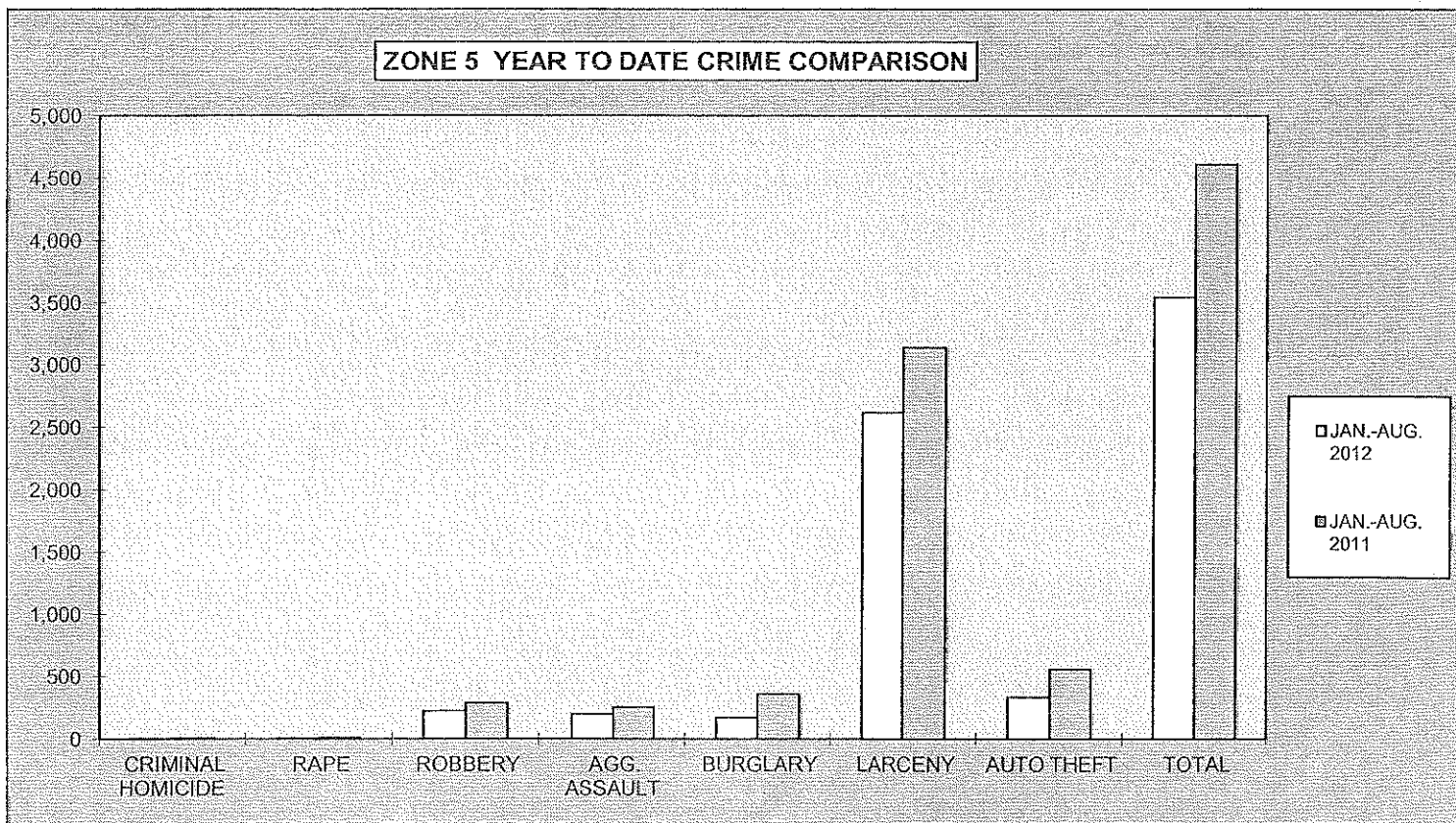
2012
MONTHLY CRIME COMPARISON

ZONE 5				
CRIME	AUG. 2012	AUG. 2011	# DIFFERENCE	% DIFFERENCE
CRIMINAL HOMICIDE	0	0	0	0%
RAPE	0	0	0	0%
ROBBERY	25	42	-17	-40%
AGG. ASSAULT	29	42	-13	-31%
BURGLARY	41	69	-28	-41%
RESIDENCE	33	51	-18	-35%
NON-RESIDENCE	8	18	-10	-56%
LARCENY	306	368	-62	-17%
POCKETPICKING	1	3	-2	-67%
PURSE SNATCHING	14	26	-12	-46%
SHOPLIFTING	33	48	-15	-31%
FROM MOTOR VEHICLES	163	170	-7	-4%
MOTOR VEH. PARTS/ACCESSORIES	17	25	-8	-32%
BICYCLES	2	4	-2	-50%
FROM BUILDINGS	40	37	3	8%
FROM COIN OPERATED MACHINES	2	0	2	100%
ALL OTHER	34	55	-21	-38%
AUTO THEFT	38	111	-73	-66%
TOTAL	439	632	-193	-31%



**2012
YEAR TO DATE CRIME COMPARISON**

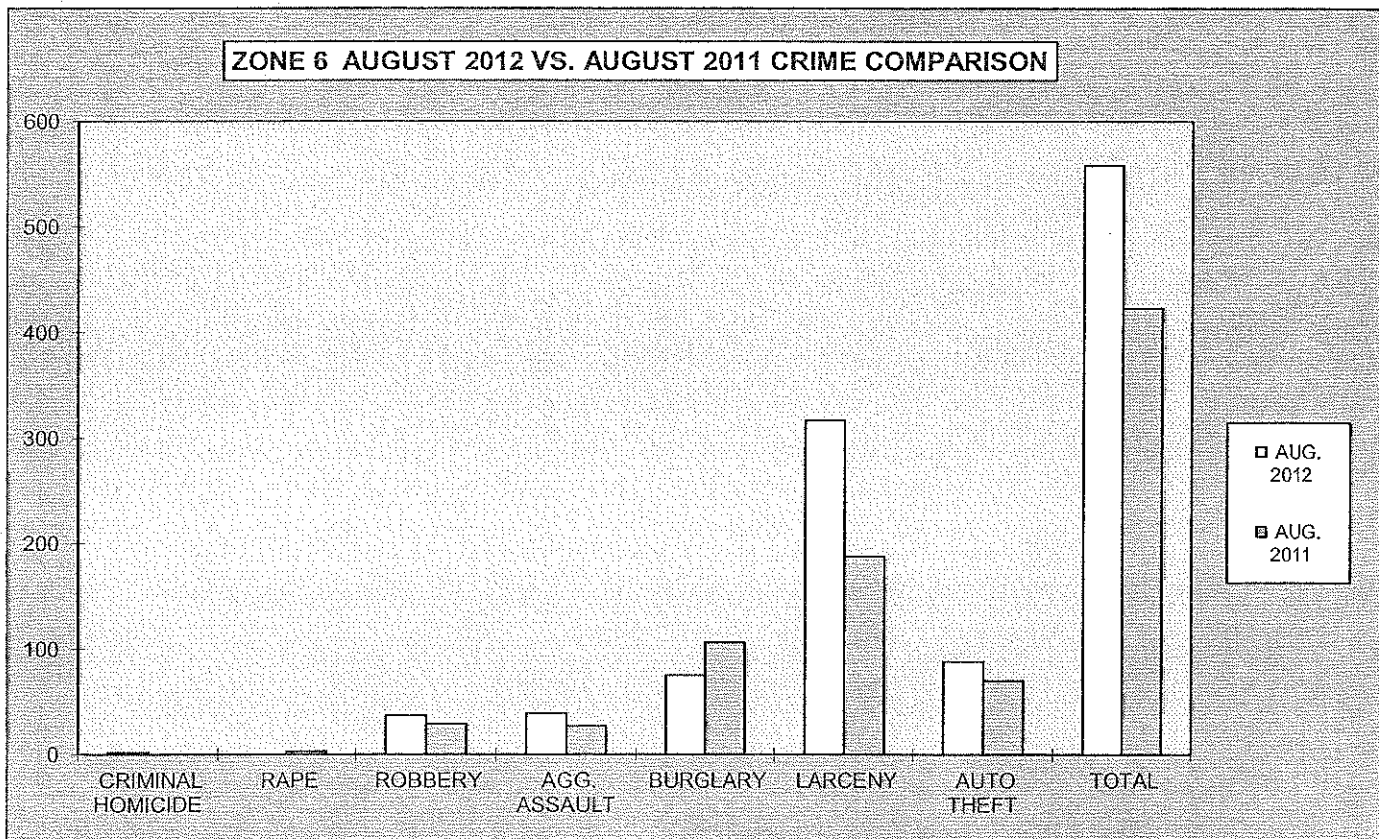
ZONE 5				
CRIME	JAN.-AUG. 2012	JAN.-AUG. 2011	# DIFFERENCE	% DIFFERENCE
CRIMINAL HOMICIDE	1	7	-6	-86%
RAPE	5	10	-5	-50%
ROBBERY	221	286	-65	-23%
AGG. ASSAULT	197	253	-56	-22%
BURGLARY	170	359	-189	-53%
RESIDENCE	101	251	-150	-60%
NON-RESIDENCE	69	108	-39	-36%
LARCENY	2,617	3,139	-522	-17%
POCKETPICKING	23	18	5	28%
PURSE SNATCHING	74	109	-35	-32%
SHOPLIFTING	284	362	-78	-22%
FROM MOTOR VEHICLES	1,301	1,672	-371	-22%
MOTOR VEH. PARTS/ACCESSORIES	262	261	1	0%
BICYCLES	21	31	-10	-32%
FROM BUILDINGS	377	347	30	9%
FROM COIN OPERATED MACHINES	4	3	1	33%
ALL OTHER	271	336	-65	-19%
AUTO THEFT	334	558	-224	-40%
TOTAL	3,545	4,612	-1,067	-23%



*2011 FIGURES BASED ON OLD ZONE BOUNDARIES - NEW ZONE BOUNDARIES EFFECTIVE 12-13-11

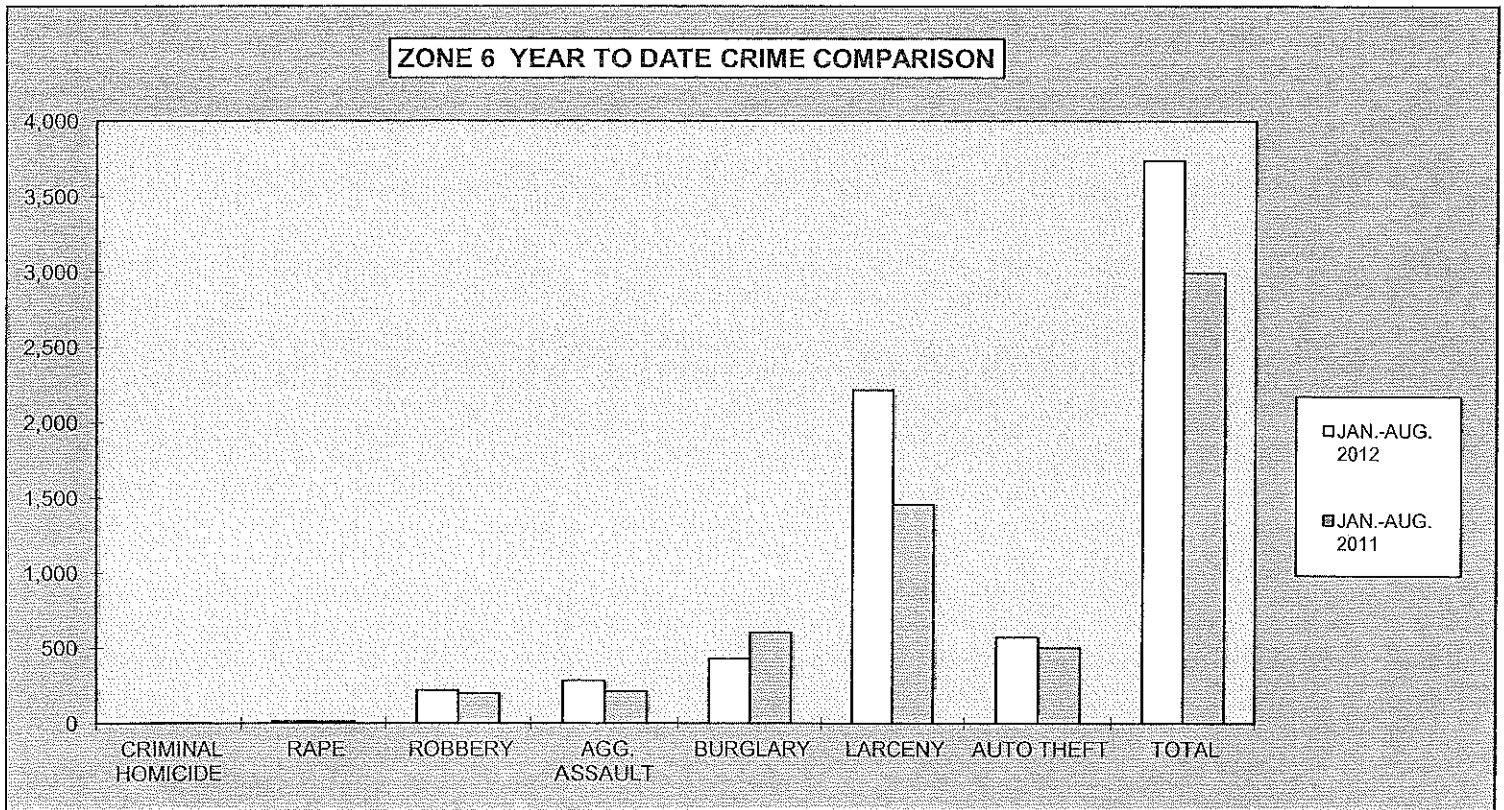
**2012
MONTHLY CRIME COMPARISON**

ZONE 6					
CRIME	AUG. 2012	AUG. 2011	# DIFFERENCE	% DIFFERENCE	
CRIMINAL HOMICIDE	2	0	2	100%	
RAPE	0	3	-3	-100%	
ROBBERY	37	29	8	28%	
AGG. ASSAULT	39	27	12	44%	
BURGLARY	75	106	-31	-29%	
RESIDENCE	67	85	-18	-21%	
NON-RESIDENCE	8	21	-13	-62%	
LARCENY	317	188	129	69%	
POCKETPICKING	0	2	-2	-100%	
PURSE SNATCHING	12	3	9	300%	
SHOPLIFTING	61	38	23	61%	
FROM MOTOR VEHICLES	159	73	86	118%	
MOTOR VEH. PARTS/ACCESSORIES	20	20	0	0%	
BICYCLES	8	3	5	167%	
FROM BUILDINGS	29	9	20	222%	
FROM COIN OPERATED MACHINES	0	1	-1	-100%	
ALL OTHER	28	39	-11	-28%	
AUTO THEFT	88	70	18	26%	
TOTAL	558	423	135	32%	



**2012
YEAR TO DATE CRIME COMPARISON**

ZONE 6				
CRIME	JAN.-AUG. 2012	JAN.-AUG. 2011	# DIFFERENCE	% DIFFERENCE
CRIMINAL HOMICIDE	5	5	0	0%
RAPE	13	12	1	8%
ROBBERY	220	199	21	11%
AGG. ASSAULT	284	210	74	35%
BURGLARY	429	606	-177	-29%
RESIDENCE	346	527	-181	-34%
NON-RESIDENCE	83	79	4	5%
LARCENY	2,215	1,459	756	52%
POCKETPICKING	3	5	-2	-40%
PURSE SNATCHING	83	25	58	232%
SHOPLIFTING	394	302	92	30%
FROM MOTOR VEHICLES	1,096	591	505	85%
MOTOR VEH. PARTS/ACCESSORIES	185	115	70	61%
BICYCLES	35	36	-1	-3%
FROM BUILDINGS	162	140	22	16%
FROM COIN OPERATED MACHINES	0	4	-4	-100%
ALL OTHER	257	241	16	7%
AUTO THEFT	573	502	71	14%
TOTAL	3,739	2,993	746	25%

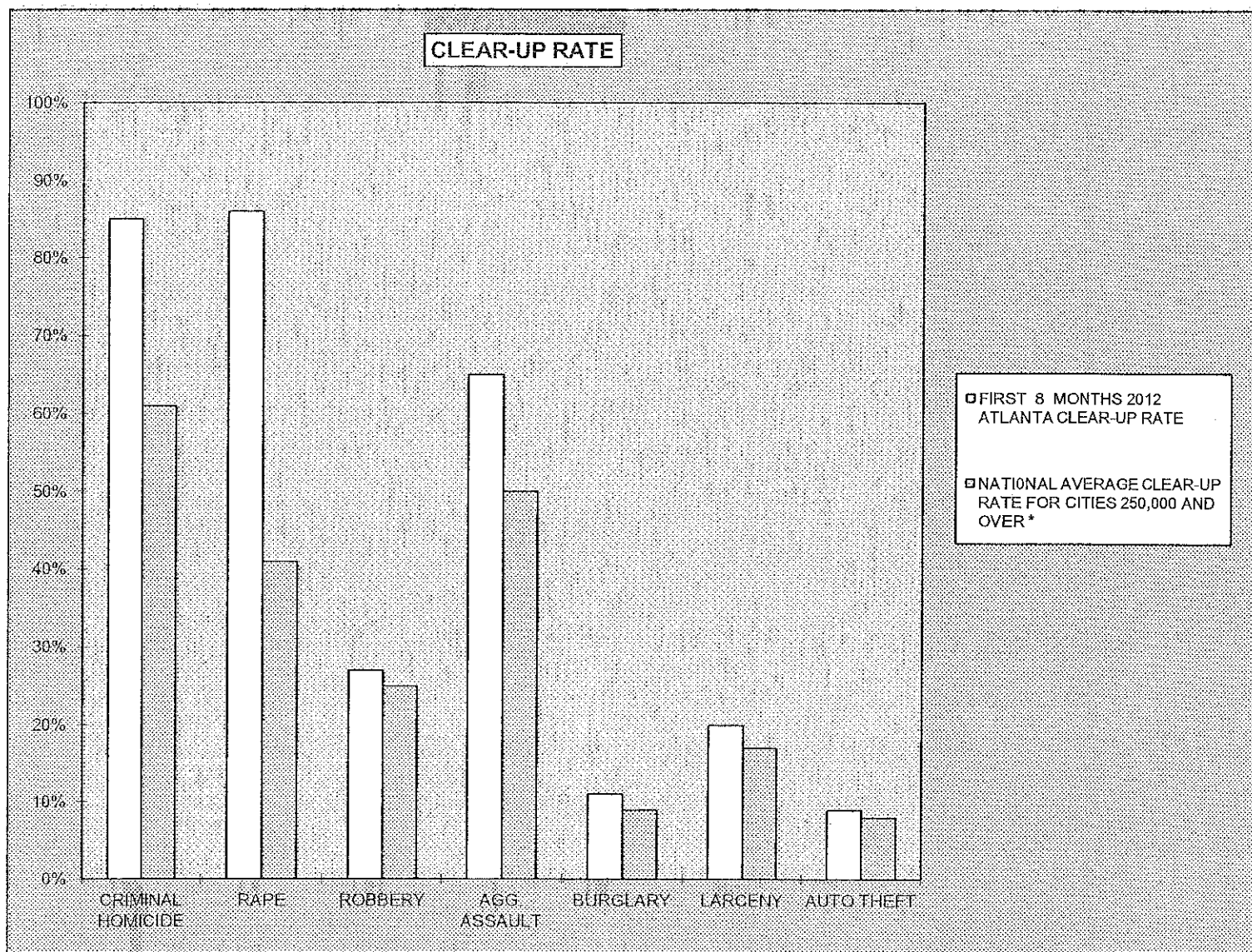


* 2011 FIGURES BASED ON OLD ZONE BOUNDARIES - NEW ZONE BOUNDARIES EFFECTIVE 12-13-11

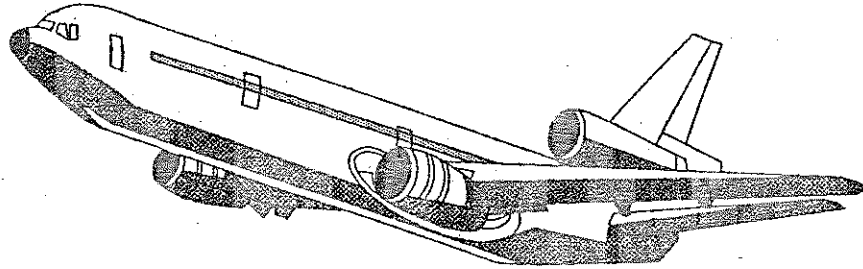
**2012
CRIME COMPARISON
CLEAR-UP RATE**

CRIME	FIRST 8 MONTHS 2012 ATLANTA CLEAR-UP RATE	NATIONAL AVERAGE CLEAR-UP RATE FOR CITIES 250,000 AND OVER *
CRIMINAL HOMICIDE	85%	61%
RAPE	86%	41%
ROBBERY	27%	25%
AGG. ASSAULT	65%	50%
BURGLARY	11%	9%
LARCENY	20%	17%
AUTO THEFT	9%	8%

* National Average for Cities 250,000 and Over Based on Latest Annual (2010) FBI Uniform Crime Report



APD



The Atlanta Airport
UNIFORM CRIME REPORTING



AUGUST 2012

SUPPORT SERVICES DIVISION
INFORMATION SERVICES SECTION

RETURN A - MONTHLY RETURN OF OFFENSES KNOWN TO THE POLICE

1-720b (Rev. 8-30-94)
OMB No. 1110-0001

This report is authorized by law Title 28, Section 534, U. S. Code. While you are not required to respond, your cooperation in forwarding this report by the 7th day after the close of the month to Uniform Crime Reports, Federal Bureau of Investigation, Washington, D.C. 20535, will assist in compiling comprehensive, accurate national crime figures on a timely basis.

1 CLASSIFICATION OF OFFENSES	2 Date Entry	3 OFFENSES REPORTED OR KNOWN TO POLICE (INCLUDE "UNFOUNDED" AND ATTEMPTS)	4 UNFOUNDED, I.E., FALSE OR BASELESS COMPLAINTS	5 NUMBER OF ACTUAL OFFENSES (COLUMN 2 MINUS COLUMN 3) INCLUDE ATTEMPTS	6 TOTAL OFFENSES CLEARED BY ARREST OR EXCEPTIONAL MEANS (INCLUDES COL. 6)	7 NUMBER OF CLEARANCES INVOLVING ONLY PERSONS UNDER 18 YEARS OF AGE
1. CRIMINAL HOMICIDE						
a. MURDER AND NONNEGLIGENT HOMICIDE	11	0	0	0	0	0
b. MANSLAUGHTER BY NEGLIGENCE	12					
2. FORCIBLE RAPE TOTAL	20	0	0	0	0	0
a. Rape by Force	21	0	0	0	0	0
b. Attempts to commit Forcible Rape	22	0	0	0	0	0
3. ROBBERY TOTAL	30	0	0	0	1	0
a. Firearm	31	0	0	0	0	0
b. Knife or Cutting Instrument	32	0	0	0	0	0
c. Other Dangerous Weapon	33	0	0	0	1	0
d. Strong-Arm (Hands, Fists, Feet, etc.)	34	0	0	0	0	0
4. ASSAULT TOTAL	40	8	1	7	1	0
a. Firearm	41	0	0	0	0	0
b. Knife or cutting instrument	42	0	0	0	0	0
c. Other Dangerous Weapon	43	0	0	0	0	0
d. Strong-Arm	44	0	0	0	0	0
e. Other Assaults - Simple, Not Aggravated	45	8	1	7	1	0
5. BURGLARY TOTAL	50	1	0	1	0	0
a. Forcible Entry	51	1	0	1	0	0
b. Unlawful Entry - No Force	52	0	0	0	0	0
c. Attempted Forcible Entry	53	0	0	0	0	0
6. LARCENY-THEFT TOTAL (except Motor Vehicle Theft)	60	27	0	27	2	0
7. MOTOR VEHICLE THEFT TOTAL	70	4	0	4	0	0
a. Autos	71	3	0	3	0	0
b. Trucks and Buses	72	1	0	1	0	0
c. Other Vehicles	73	0	0	0	0	0
GRAND TOTAL	77	40	1	39	4	0

CHECKING ANY OF THE APPROPRIATE BLOCKS BELOW WILL ELIMINATE YOUR NEED TO SUBMIT REPORTS WHEN THE VALUES ARE ZERO. THIS WILL ALSO AID THE NATIONAL PROGRAM IN ITS QUALITY CONTROL EFFORTS.

- NO SUPPLEMENTARY HOMICIDE REPORT SUBMITTED SINCE NO MURDERS, JUSTIFIABLE HOMICIDES, OR MANSLAUGHTER BY NEGLIGENCE OCCURRED IN THIS JURISDICTION DURING THE MONTH.
- NO SUPPLEMENT TO RETURN A REPORT SINCE NO CRIME OFFENSES OR RECOVERY OF PROPERTY REPORTED DURING THE MONTH.
- NO LAW ENFORCEMENT OFFICERS KILLED OR ASSAULTED REPORT SINCE NONE OF THE OFFICERS WERE ASSAULTED OR KILLED DURING THE MONTH.

- NO AGE, SEX, AND RACE OF PERSONS ARRESTED UNDER 18 YEARS OF AGE REPORT SINCE NO ARRESTS OF PERSONS WITHIN THIS AGE GROUP.
- NO AGE, SEX, AND RACE OF PERSONS ARRESTED 18 YEARS OF AGE AND OVER REPORT SINCE NO ARRESTS OF PERSONS WITHIN THIS AGE GROUP.
- NO MONTHLY RETURN OF ARSON OFFENSES KNOWN TO LAW ENFORCEMENT REPORT SINCE NO ARSONS OCCURRED.

DO NOT USE THIS SPACE

	INITIALS
RECORDED	
EDITED	
ENTERED	
ADJUSTED	
CURRES	

* TOTALS INCLUDE PREVIOUS OFFENSES

AUGUST 2012

Month and Year of Report

GA 060240X

Agency Identifier

SEPTEMBER 11, 2012

Date

ATLANTA AIRPORT POLICE - GEORGIA

Agency and State

Curtis Johnson **LIEUTENANT**

Prepared By

Title

George H. Johnson **CHIEF**
Chief, Commissioner, Sheriff, or Superintendent

PROPERTY STOLEN BY CLASSIFICATION

CLASSIFICATION	DATA ENTRY	Number of Actual Offenses (Column 4 Return A)	Monetary Value of Property Stolen
1. MURDER AND NONNEGLIGENT MANSLAUGHTER	12	0	\$ 0.00
2. FORCIBLE RAPE	20	0	\$ 0.00
3. ROBBERY			
(a) HIGHWAY (streets, alleys, etc.)	31	0	0.00
(b) COMMERCIAL HOUSE (except c, d, and f)	32	0	0.00
(c) GAS OR SERVICE STATION	33	0	0.00
(d) CONVENIENCE STORE	34	0	0.00
(e) RESIDENCE (anywhere on premises)	35	0	0.00
(f) BANK	36	0	0.00
(g) MISCELLANEOUS	37	0	0.00
TOTAL ROBBERY	30	0	\$ 0.00
5. BURGLARY - BREAKING OR ENTERING			
(a) RESIDENCE (dwelling)			
(1) NIGHT (6 p.m. - 6 a.m.)	51	0	0.00
(2) DAY (6 a.m. - 6 p.m.)	52	0	0.00
(3) UNKNOWN	53	0	0.00
(b) NON-RESIDENCE (store, office, etc.)			
(1) NIGHT (6 p.m. - 6 a.m.)	54	1	1.00
(2) DAY (6 a.m. - 6 p.m.)	55	0	0.00
(3) UNKNOWN	56	0	0.00
TOTAL BURGLARY	50	1	\$ 1.00
6. LARCENY - THEFT (Except Motor Vehicle Theft)			
(a) \$200 AND OVER	61	16	20,527.00
(b) \$50 TO \$200	62	0	0.00
(c) UNDER \$50	63	11	73.00
TOTAL LARCENY (Same as Item 6X)	60	27	\$ 20,600
7. MOTOR VEHICLE THEFT (Include Alleged Joy Ride)	70	4	\$ 46,502.00
GRAND TOTAL - ALL ITEMS	77		\$ 67,103.00
ADDITIONAL ANALYSIS OF LARCENY AND MOTOR VEHICLE THEFT			
6X. NATURE OF LARCENIES UNDER ITEM 6			
(a) POCKET-PICKING	81	1	357.00
(b) PURSE-SNATCHING	82	0	0.00
(c) SHOPLIFTING	83	3	68.00
(d) FROM MOTOR VEHICLES (except e)	84	6	11,840.00
(e) MOTOR VEHICLE PARTS AND ACCESSORIES	85	1	1,100.00
(f) BICYCLES	86	0	0.00
(g) FROM BUILDING (except c and h)	87	9	4,532.00
(h) FROM ANY COIN-OPERATED MACHINES (parking meters, etc.)	88	0	0.00
(i) ALL OTHER	89	7	2,703.00
TOTAL LARCENIES (Same as Item 6)	80	27	\$ 20,600.00
7X. MOTOR VEHICLES RECOVERED			
(a) STOLEN LOCALLY AND RECOVERED LOCALLY	91	1	
(b) STOLEN LOCALLY AND RECOVERED BY OTHER JURISDICTIONS	92	0	
(c) TOTAL LOCALLY STOLEN MOTOR VEHICLES RECOVERED (a & b)	93	1	
(d) STOLEN IN OTHER JURISDICTIONS AND RECOVERED LOCALLY	90	1	

SUPPLEMENT TO RETURN A
MONTHLY RETURN OF OFFENSES KNOWN TO THE POLICE

1-706 (Rev.8-30-94)
Form Approved
OMB No. 1110-0007

This report is authorized by law, Title 28, Section 534, U. S. Code. While you are not required to respond, your cooperation in submitting this report with the Return A will assist the FBI in compiling comprehensive, accurate figures on a timely basis.

This form deals with the nature of crime and the monetary value of property stolen and recovered. The total offenses recorded on the form should be the same as the number of actual offenses listed in Column 4 of the Return A for each crime class. Include attempted crimes on this form, but do not include unfounded offenses. If you cannot complete the report in all areas, please record as much information as is available. Tally sheets will be sent upon request.

PROPERTY BY TYPE AND VALUE

Type of Property (1)	Date Entry	Monetary Value of Property Stolen in Your Jurisdiction	
		Stolen (2)	Recovered (3)
(A) Currency, Notes, Etc.	01	\$ 857.00	0.00
(B) Jewelry and Precious Metals	02	0.00	0.00
(C) Clothing and Furs	03	4,300.00	0.00
(D) Locally Stolen Motor Vehicles	04	46,502.00	50,000.00
(E) Office Equipment	05	1,331.00	0.00
(F) Televisions, Radios, Stereos, Etc.	06	7,972.00	0.00
(G) Firearms	07	350.00	0.00
(H) Household Goods	08	0.00	0.00
(I) Consumable Goods	09	0.00	0.00
(J) Livestock	10	0.00	0.00
(K) Miscellaneous	11	5,791.00	0.00
TOTAL	00	\$ 67,103.00	\$ 50,000.00

The total of this column should agree with the Grand Total (DATA ENTRY 77) shown on page 2.

Include in this column all property recovered even though stolen in prior months. The above is an accounting for only that property stolen in your jurisdiction. This will include property recovered for you by other jurisdictions, but not property you recover for them.

SEPTEMBER 11, 2012
DATE

Clifton Johnson LIEUTENANT
PREPARED BY TITLE

George W. Lee CHIEF
CHIEF, COMMISSIONER, SHERIFF OR SUPERINTENDENT

AUGUST 2012
Month and Year of Report

GA O60240X
Agency Identifier

ATLANTA AIRPORT POLICE - GEORGIA
Agency and State

ATLANTA AIRPORT POLICE
AGE, SEX, AND RACE OF PERSONS ARRESTED
17 YEARS OF AGE AND OVER

MONTH AUGUST

YEAR 2012

CLASSIFICATION OF OFFENSES	SEX	AGE OF PERSON ARRESTED																TOTAL	RACE				ETHNIC			
		17	18	19	20	21	22	23	24 29	30 34	35 39	40 44	45 49	50 54	55 59	60 64	65 UP		White	Black	Native Amer.	Asiay/Pacific	Whi. Hispanic	Blck Hispanic		
Murder/Nonnegligent Manslaughter	01a	M																0								
	F																	0								
Manslaughter by Negligence	01b	M																0								
	F																	0								
Forcible Rape	02	M																0								
	F																	0								
Robbery	03	M																0								
	F									1								1				1				
Aggravated Assault	04	M																0								
	F																	0								
Burglary- Breaking or Entering	05	M																0								
	F																	0								
Larceny - Theft (except Motor Vehicle Theft)	06	M										1	1					2								
	F																	0	1	1						
Motor Vehicle Theft	07	M																0								
	F																	0								
Other Assaults	08	M					1											1								
	F																	0		1						
Arson	09	M																0								
	F																	0								
Forgery and Counterfeiting	10	M																0								
	F																	0								
Fraud	11	M																0								
	F																	0								
Embezzlement	12	M																0								
	F																	0								
Stolen Property; Buying, Receiving, Possessing	13	M																0								
	F																	0								
Vandalism	14	M																0								
	F																	0								
Weapons	15	M										1	1					3								
	F																	0	3							

- 36 -

ATLANTA AIRPORT POLICE
AGE, SEX, AND RACE OF PERSONS ARRESTED
17 YEARS OF AGE AND OVER

MONTH AUGUST

YEAR 2012

CLASSIFICATION OF OFFENSES	SEX	AGE OF PERSON ARRESTED																TOTAL	RACE				ETHNIC	
		17	18	19	20	21	22	23	24 29	30 34	35 39	40 44	45 49	50 54	55 59	60 64	65 UP		White	Black	Native Amer.	Asian/Pacific	Whi. Hispanic	Blck Hispanic
Prostitution and Commercialized Vice	M																	0						
	F																	0						
Sex Offenses (except Rape and Prostitution)	M																	0						
	F																	0						
Drug Abuse Violations Grand Total	M	0	0	0	0	0	0	0	1	0	0	1	0	0	0	0	0	2						
	F	0	0	0	0	0	0	0	0	1	0	0	0	0	0	0	0	1	1	2	0	0	0	0
(1) Sale/Manufacturing Subtotal	M	0	0	0	0	0	0	0	0	0	0	0	0	0	0	0	0	0						
	F	0	0	0	0	0	0	0	0	0	0	0	0	0	0	0	0	0	0	0	0	0	0	0
Opium or Cocaine and their derivatives	M																	0						
	F																	0						
Marijuana	M																	0						
	F																	0						
Synthetic Narcotics	M																	0						
	F																	0						
Other Dangerous Non-Narcotic Drugs	M																	0						
	F																	0						
(2) Possession Subtotal	M	0	0	0	0	0	0	0	1	0	0	1	0	0	0	0	0	2						
	F	0	0	0	0	0	0	0	0	1	0	0	0	0	0	0	0	1	1	2	0	0	0	0
Opium or Cocaine and their derivatives	M																	0						
	F																	0						
Marijuana	M								1			1						2						
	F										1							1	1	2				
Synthetic Narcotics	M																	0						
	F																	0						
Other Dangerous Non-Narcotic Drugs	M																	0						
	F																	0						
Gambling Total	M	0	0	0	0	0	0	0	0	0	0	0	0	0	0	0	0	0						
	F	0	0	0	0	0	0	0	0	0	0	0	0	0	0	0	0	0	0	0	0	0	0	0
Bookmaking	M																	0						
	F																	0						
Numbers and Lottery	M																	0						
	F																	0						

- 36a -

ATLANTA AIRPORT POLICE
AGE, SEX, AND RACE OF PERSONS ARRESTED
17 YEARS OF AGE AND OVER

MONTH AUGUST

YEAR 2012

CLASSIFICATION OF OFFENSES	SEX	AGE OF PERSON ARRESTED															TOTAL	RACE				ETHNIC		
		17	18	19	20	21	22	23	24 29	30 34	35 39	40 44	45 49	50 54	55 59	60 64		65 UP	White	Black	Native Amer.	Asian/Pacific	Whi. Hispanic	Black Hispanic
All Other Gambling	M																	0						
	F																	0						
Offenses Against Family And Children	M																	0						
	F																	0						
Driving Under the Influence	M																	0						
	F																	0						
Liquor Laws	M																	0						
	F																	0						
Drunkenness	M																	0						
	F																	0						
Disorderly Conduct	M																	0						
	F																	0						
Vagrancy	M																	0						
	F																	0						
All Other Offenses (except Traffic)	M			2				1		7	8	6	8	11	9	4	2	58						
	F									1				1	1	1		4	7	54		1		
Suspicion	M																	0						
	F																	0						
TOTAL		0	0	2	0	1	0	1	1	10	8	8	10	13	10	5	3	72	12	58	0	2	0	0

-36b-

AUGUST 2012

Month and Year of Report

GA 060240X

Agency Identifier

SEPTEMBER 11, 2012

Date

Clifton Johnson
Prepared By

LIEUTENANT
Title

George A. Johnson
Chief, Commissioner, Sheriff, or Superintendent

CHIEF

ATLANTA AIRPORT POLICE - GEORGIA

Agency and State

ATLANTA AIRPORT POLICE
 AGE, SEX, AND RACE OF PERSONS ARRESTED
 16 YEARS OF AGE AND UNDER

MONTH AUGUST

YEAR 2012

CLASSIFICATION OF OFFENSES	SEX	AGE						RACE				ETHNIC	
		09	1012	1314	15	16	TOTAL	White	Black	Native Amer.	Asian/Pacific	Whi. Hispanic	Blck Hispanic
Murder/Nonnegligent Manslaughter	01a	M					0						
	F						0						
Manslaughter by Negligence	01b	M					0						
	F						0						
Forcible Rape	02	M					0						
	F						0						
Robbery	03	M					0						
	F						0						
Aggravated Assault	04	M					0						
	F						0						
Burglary- Breaking or Entering	05	M					0						
	F						0						
Larceny - Theft (except Motor Vehicle Theft)	06	M					0						
	F						0						
Motor Vehicle Theft	07	M					0						
	F						0						
Other Assaults	08	M					0						
	F						0						
Arson	09	M					0						
	F						0						
Forgery and Counterfeiting	10	M					0						
	F						0						
Fraud	11	M					0						
	F						0						
Embezzlement	12	M					0						
	F						0						
Stolen Property; Buying, Receiving, Possessing	13	M					0						
	F						0						
Vandalism	14	M					0						
	F						0						
Weapons	15	M					0						
	F						0						
Prostitution and Commercialized Vice	16	M					0						
	F						0						

-360-

ATLANTA AIRPORT POLICE
 AGE, SEX, AND RACE OF PERSONS ARRESTED
 16 YEARS OF AGE AND UNDER

MONTH AUGUST

YEAR 2012

CLASSIFICATION OF OFFENSES	SEX	AGE						RACE				ETHNIC			
		09	1012	1314	15	16	TOTAL	White	Black	Native Amer.	Asian/Pacific	Whi. Hispanic	Blck Hispanic		
Sex Offenses (except Rape and Prostitution)	17	M					0								
	F						0								
Drug Abuse Violations	18	M	0	0	0	0	0	0							
	Grand Total	F	0	0	0	0	0	0	0	0	0	0	0	0	0
(1) Sale/Manufacturing Subtotal	180	M	0	0	0	0	0	0							
	F	0	0	0	0	0	0	0	0	0	0	0	0	0	0
Opium or Cocaine and their Derivatives	a	M					0								
	F						0								
Marijuana	b	M					0								
	F						0								
Synthetic Narcotics	c	M					0								
	F						0								
Other Dangerous Non-Narcotic Drugs	d	M					0								
	F						0								
(2) Possession Subtotal	185	M	0	0	0	0	0	0	0	0	0	0	0	0	0
	F	0	0	0	0	0	0	0	0	0	0	0	0	0	0
Opium or Cocaine and their Derivatives	e	M					0								
	F						0								
Marijuana	f	M					0								
	F						0								
Synthetic Narcotics	g	M					0								
	F						0								
Other Dangerous Non-Narcotic Drugs	h	M					0								
	F						0								
Gambling Total	19	M	0	0	0	0	0	0	0	0	0	0	0	0	0
	F	0	0	0	0	0	0	0	0	0	0	0	0	0	0
Bookmaking	a	M					0								
	F						0								
Numbers and Lottery	b	M					0								
	F						0								
All Other Gambling	c	M					0								
	F						0								
Offenses Against Family and Children	20	M					0								
	F						0								

-363-

ATLANTA AIRPORT POLICE
 AGE, SEX, AND RACE OF PERSONS ARRESTED
 16 YEARS OF AGE AND UNDER

MONTH AUGUST

YEAR 2012

CLASSIFICATION OF OFFENSES	SEX	AGE						RACE				ETHNIC	
		0 9	10 12	13 14	15	16	TOTAL	White	Black	Native Amer.	Asian/Pacific	Whi. Hispanic	Blck Hispanic
Driving Under the Influence 21	M						0						
	F						0						
Liquor Laws 22	M						0						
	F						0						
Drunkenness 23	M						0						
	F						0						
Disorderly Conduct 24	M						0						
	F						0						
Vagrancy 25	M						0						
	F						0						
All Other Offenses (except Traffic) 26	M						0						
	F						0						
Suspicion 27	M						0						
	F						0						
Curfew and Loitering 28	M						0						
	F						0						
Run-Aways 29	M						0						
	F						0						
Total			0	0	0	0	0	0	0	0	0	0	0

-36-

AUGUST 2012

Month and Year of Report

GA 060240X

Agency Identifier

SEPTEMBER 11, 2012

Date

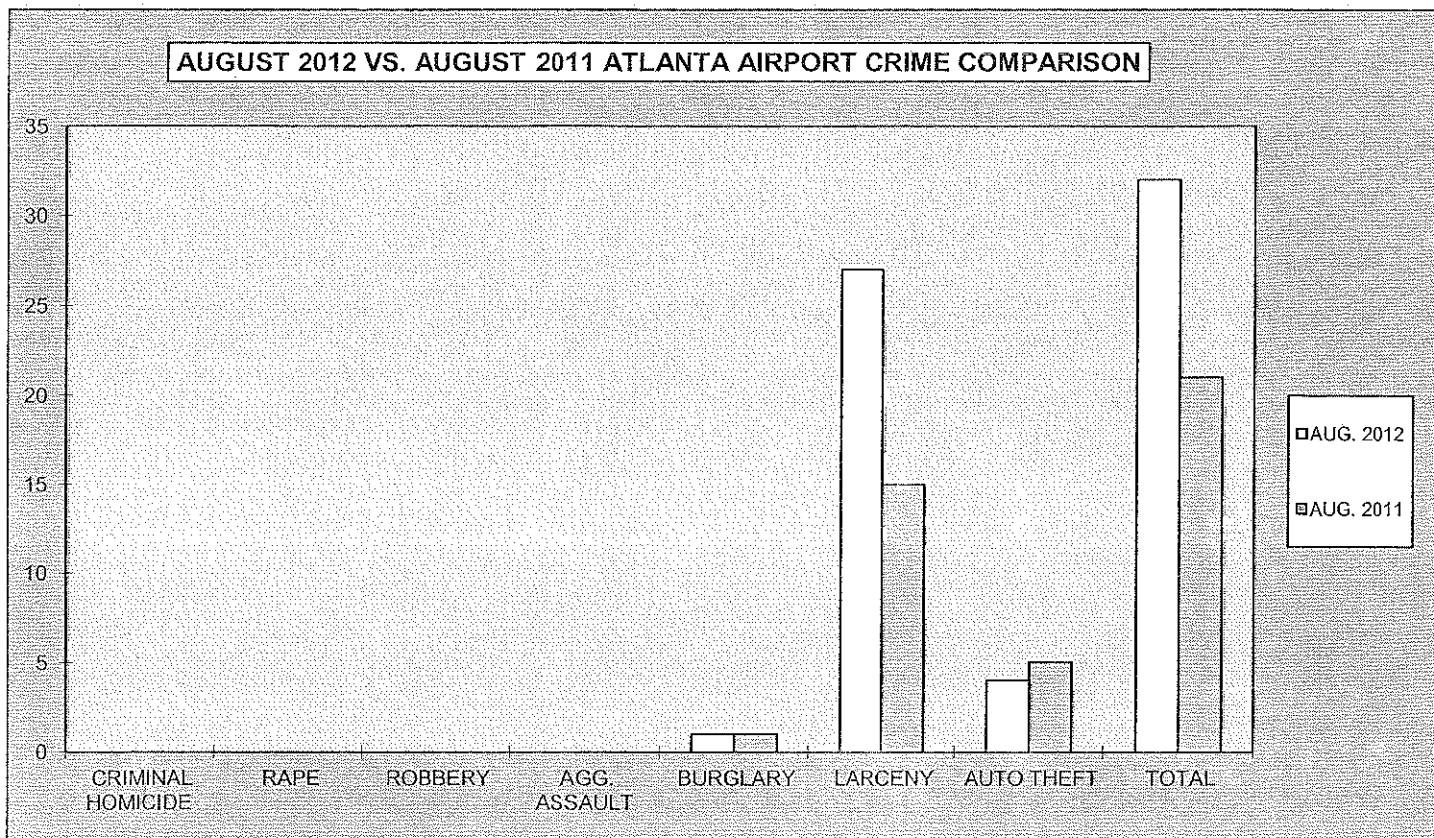
Clifton Johnson LIEUTENANT
 Prepared By

George M. Jones CHIEF
 Chief, Commissioner, Sheriff, or Superintendent

ATLANTA AIRPORT POLICE - GEORGIA
 Agency and State

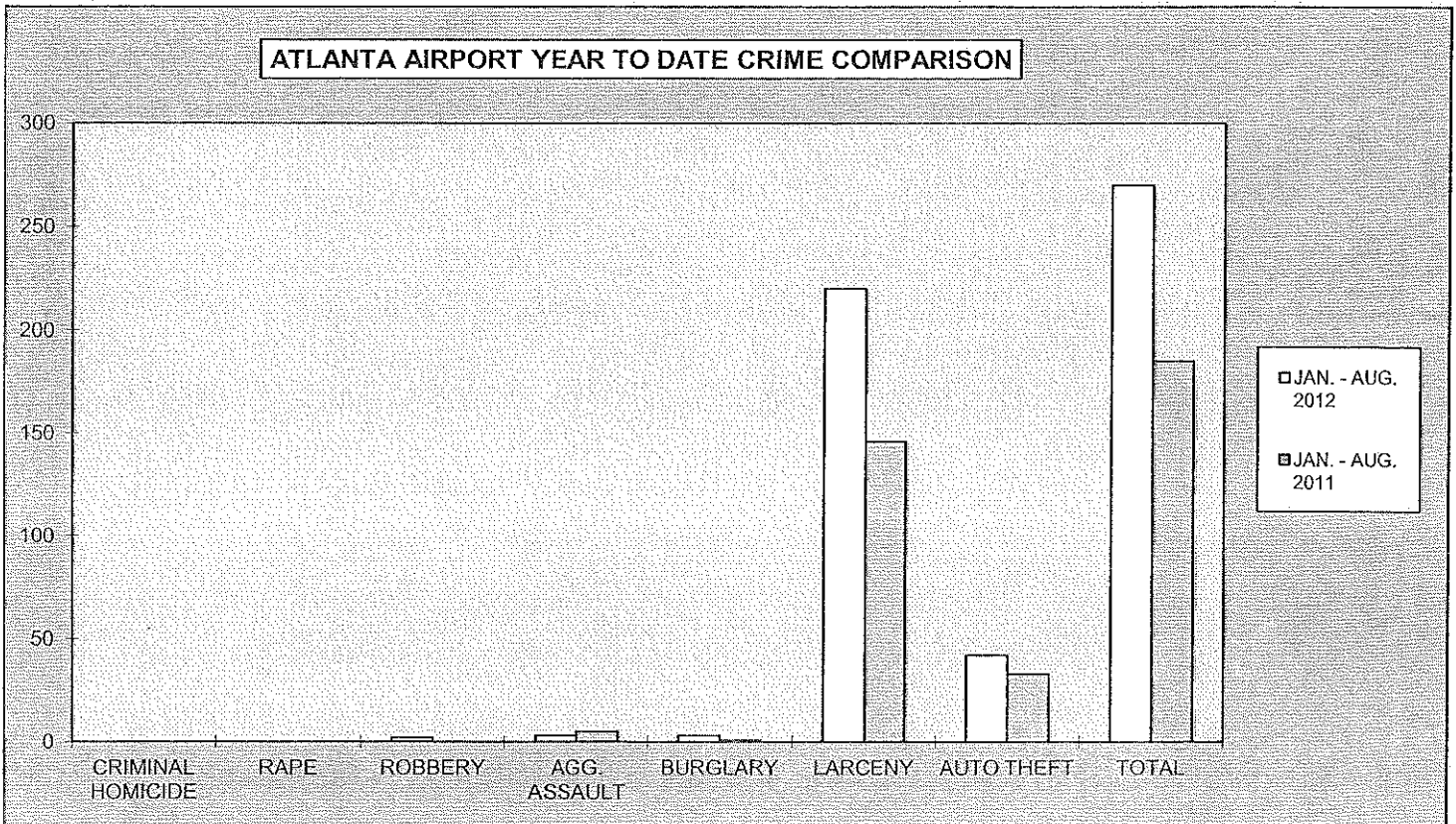
2012
ATLANTA AIRPORT
MONTHLY CRIME COMPARISON

CRIME	AUG. 2012	AUG. 2011	# DIFFERENCE	% DIFFERENCE
CRIMINAL HOMICIDE	0	0	0	0%
RAPE	0	0	0	0%
ROBBERY	0	0	0	0%
AGG. ASSAULT	0	0	0	0%
BURGLARY	1	1	0	0%
RESIDENCE	0	0	0	0%
NON-RESIDENCE	1	1	0	0%
LARCENY	27	15	12	80%
POCKETPICKING	1	0	1	100%
PURSE SNATCHING	0	0	0	0%
SHOPLIFTING	3	0	3	100%
FROM MOTOR VEHICLES	6	2	4	200%
MOTOR VEH. PARTS/ACCESSORIES	1	0	1	100%
BICYCLES	0	0	0	0%
FROM BUILDINGS	9	2	7	350%
FROM COIN OPERATED MACHINES	0	1	-1	-100%
ALL OTHER	7	10	-3	-30%
AUTO THEFT	4	5	-1	-20%
TOTAL	32	21	11	52%



2012
ATLANTA AIRPORT
YEAR TO DATE CRIME COMPARISON

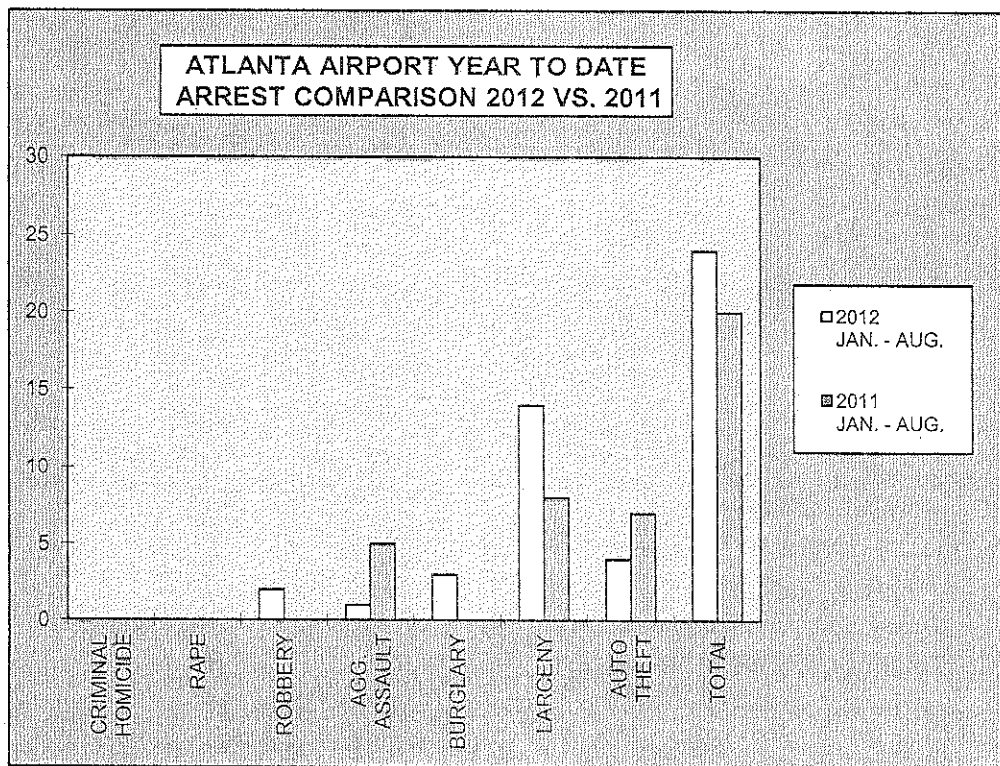
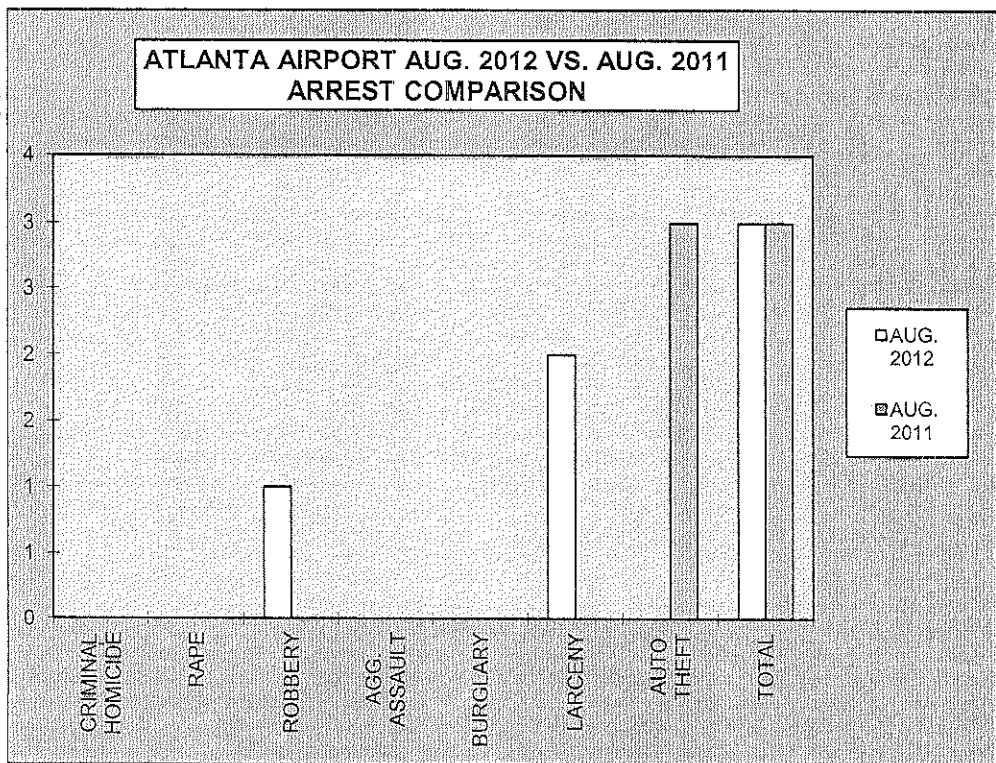
FIRST 8 MONTHS				
CRIME	JAN. - AUG. 2012	JAN. - AUG. 2011	# DIFFERENCE	% DIFFERENCE
CRIMINAL HOMICIDE	0	0	0	0%
RAPE	0	0	0	0%
ROBBERY	2	0	2	100%
AGG. ASSAULT	3	5	-2	-40%
BURGLARY	3	1	2	200%
RESIDENCE	0	0	0	0%
NON-RESIDENCE	3	1	2	200%
LARCENY	220	146	74	51%
POCKETPICKING	3	1	2	200%
PURSE SNATCHING	1	0	1	100%
SHOPLIFTING	8	10	-2	-20%
FROM MOTOR VEHICLES	38	22	16	73%
MOTOR VEH. PARTS/ACCESSORIES	25	9	16	178%
BICYCLES	0	0	0	0%
FROM BUILDINGS	55	29	26	90%
FROM COIN OPERATED MACHINES	3	1	2	200%
ALL OTHER	87	74	13	18%
AUTO THEFT	42	33	9	27%
TOTAL	270	185	85	46%



**2012
ATLANTA AIRPORT
ARREST COMPARISON**

AUGUST ARREST COMPARISON				
CRIME	AUG. 2012	AUG. 2011	# DIFFERENCE	% DIFFERENCE
CRIMINAL HOMICIDE	0	0	0	0%
RAPE	0	0	0	0%
ROBBERY	1	0	1	100%
AGG. ASSAULT	0	0	0	0%
BURGLARY	0	0	0	0%
LARCENY	2	0	2	100%
AUTO THEFT	0	3	-3	-100%
TOTAL	3	3	0	0%

FIRST 8 MONTHS ARREST COMPARISON				
CRIME	2012 JAN. - AUG.	2011 JAN. - AUG.	# DIFFERENCE	% DIFFERENCE
CRIMINAL HOMICIDE	0	0	0	0%
RAPE	0	0	0	0%
ROBBERY	2	0	2	100%
AGG. ASSAULT	-1	5	-4	-80%
BURGLARY	3	0	3	100%
LARCENY	14	8	6	75%
AUTO THEFT	4	7	-3	-43%
TOTAL	24	20	4	20%



2012
ATLANTA AIRPORT
CLEAR-UP RATE

CRIME	ATLANTA AIRPORT AUG. 2012 CLEAR-UP RATE	ATLANTA AIRPORT AUG. 2011 CLEAR-UP RATE
CRIMINAL HOMICIDE	0%	0%
RAPE	0%	0%
ROBBERY	100%	0%
AGG. ASSAULT	0%	0%
BURGLARY	0%	0%
LARCENY	7%	0%
AUTO THEFT	0%	0%

