

# FBI

## UNIFORM CRIME REPORTING

ATLANTA POLICE DEPARTMENT

226 PEACHTREE STREET, SW

ATLANTA, GEORGIA 30303



AUGUST 2017



SUPPORT SERVICES DIVISION  
INFORMATION SERVICES SECTION

## TABLE OF CONTENTS

	Page
U. C. R. COMPARATIVE CRIME REPORT -----	1
RETURN A - MONTHLY RETURN OF OFFENSES KNOWN TO THE POLICE -----	2
PROPERTY STOLEN BY CLASSIFICATION -----	3
	3a
LAW ENFORCEMENT OFFICERS KILLED OR ASSAULTED -----	4
MONTHLY RETURN OF ARSON OFFENSES KNOWN TO LAW ENFORCEMENT -----	5
POLICE DISPOSITION OF JUVENILES -----	6
SUPPLEMENTARY HOMICIDE REPORT -----	7
SEX AND RACE OF PERSONS ARRESTED -----	8
	8a-8e
HOMICIDE COMPARISON REPORT -----	9
HOMICIDE BREAKDOWN REPORT -----	10
SEVEN MAJOR CRIMES - MONTHLY CRIME COMPARISON -----	11
SEVEN MAJOR CRIMES - YEAR TO DATE CRIME COMPARISON -----	12
SEVEN MAJOR CRIMES ARREST MONTHLY AND YEAR TO DATE COMPARISON -----	13
CRIMES AGAINST PERSONS MONTHLY AND YEAR TO DATE COMPARISON -----	14
CRIMES AGAINST PROPERTY MONTHLY AND YEAR TO DATE COMPARISON -----	15
CRIMES AGAINST PERSONS & PROPERTY MONTHLY COMPARISON BY ZONES -----	16
CRIMES AGAINST PERSONS & PROPERTY YEAR TO DATE COMPARISON BY ZONES -----	17
SEVEN MAJOR CRIMES MONTHLY CRIME COMPARISON BY ZONES -----	18
SEVEN MAJOR CRIMES - YEAR TO DATE CRIME COMPARISON BY ZONES -----	19
SEVEN MAJOR CRIMES - MONTHLY CRIME COMPARISON - ZONE 1 -----	20
SEVEN MAJOR CRIMES - YEAR TO DATE CRIME COMPARISON - ZONE 1 -----	21
SEVEN MAJOR CRIMES - MONTHLY CRIME COMPARISON - ZONE 2 -----	22
SEVEN MAJOR CRIMES - YEAR TO DATE CRIME COMPARISON - ZONE 2 -----	23
SEVEN MAJOR CRIMES - MONTHLY CRIME COMPARISON - ZONE 3 -----	24
SEVEN MAJOR CRIMES - YEAR TO DATE CRIME COMPARISON - ZONE 3 -----	25
SEVEN MAJOR CRIMES - MONTHLY CRIME COMPARISON - ZONE 4 -----	26
SEVEN MAJOR CRIMES - YEAR TO DATE CRIME COMPARISON - ZONE 4 -----	27
SEVEN MAJOR CRIMES - MONTHLY CRIME COMPARISON - ZONE 5 -----	28
SEVEN MAJOR CRIMES - YEAR TO DATE CRIME COMPARISON - ZONE 5 -----	29
SEVEN MAJOR CRIMES - MONTHLY CRIME COMPARISON - ZONE 6 -----	30
SEVEN MAJOR CRIMES - YEAR TO DATE CRIME COMPARISON - ZONE 6 -----	31
CLEAR-UP RATE COMPARISON -----	32
<b>ATLANTA AIRPORT</b> -----	<b>33</b>
RETURN A - MONTHLY RETURN OF OFFENSES KNOWN TO THE POLICE -----	34
PROPERTY STOLEN BY CLASSIFICATION -----	35
	35a
POLICE DISPOSITION OF JUVENILES -----	36
SEX AND RACE OF PERSONS ARRESTED -----	37
	37a-37e
SEVEN MAJOR CRIMES - MONTHLY CRIME COMPARISON -----	38
SEVEN MAJOR CRIMES - YEAR TO DATE CRIME COMPARISON -----	39
SEVEN MAJOR CRIMES ARREST MONTHLY AND YEAR TO DATE COMPARISON -----	40
CLEAR-UP RATE COMPARISON -----	41

**AUGUST 2017**  
**U.C.R. COMPARATIVE CRIME REPORT**  
**SUPPORT SERVICES DIVISION**  
**INFORMATION SERVICES SECTION**

	AUGUST 2017		AUGUST 2016		COMPARATIVE ACTUAL	% CHANGE ACTUAL	COMPARATIVE CLEARED	% CHANGE CLEARED
	ACTUAL	CLEARED	ACTUAL	CLEARED				
MURDER	6	13	8	6	-2	-25%	7	117%
RAPE	15	7	21	6	-6	-29%	1	17%
ROBBERY	121	29	174	32	-53	-30%	-3	-9%
AGG. ASSAULT	219	338	314	157	-95	-30%	181	115%
BURGLARY - RESIDENCE	228		293		-65	-22%		
BURGLARY - NON-RESIDENCE	63	18	93	21	-30	-32%	-3	-14%
LARCENY - \$200 AND OVER	271		307		-36	-12%		
LARCENY - \$50 TO \$199	95	198	88	204	7	8%	-6	-3%
LARCENY - UNDER \$50	1,062		1,139		-77	-7%		
AUTO THEFT	263	28	381	30	-118	-31%	-2	-7%
<b>TOTAL</b>	<b>2,343</b>		<b>2,818</b>		<b>-475</b>	<b>-17%</b>		
AUTOS RECOVERED	44		129		-85	-66%		

	2017		2016		COMPARATIVE ACTUAL	% CHANGE ACTUAL	COMPARATIVE CLEARED	% CHANGE CLEARED
	JANUARY - AUGUST	JANUARY - AUGUST	ACTUAL	CLEARED				
MURDER	52	55	77	56	-25	-32%	-1	-2%
RAPE	170	40	94	41	76	81%	-1	-2%
ROBBERY	898	220	1,440	325	-542	-38%	-105	-32%
AGG. ASSAULT	1,837	1,178	1,880	979	-43	-2%	199	20%
BURGLARY - RESIDENCE	1,663		2,325		-662	-28%		
BURGLARY - NON-RESIDENCE	511	161	652	247	-141	-22%	-86	-35%
LARCENY - \$200 AND OVER	2,095		2,023		72	4%		
LARCENY - \$50 TO \$199	562	1,387	530	1,642	32	6%	-255	-16%
LARCENY - UNDER \$50	7,553		7,902		-349	-4%		
AUTO THEFT	2,082	161	2,582	223	-500	-19%	-62	-28%
<b>TOTAL</b>	<b>17,423</b>		<b>19,505</b>		<b>-2,082</b>	<b>-11%</b>		
AUTOS RECOVERED	563		592		-29	-5%		

**RETURN A - MONTHLY RETURN OF OFFENSES KNOWN TO THE POLICE**

This report is authorized by law Title 28, Section 534, U. S. Code. While you are not required to respond, your cooperation in forwarding this report by the 7th day after the close of the month to Uniform Crime Reports, Federal Bureau of Investigation, Washington, D.C. 20535, will assist in compiling comprehensive, accurate national crime figures on a timely basis.

1-720b (Rev. 6-30-94)  
OMB No. 1110-0001

1	2	3	4	5	6
CLASSIFICATION OF OFFENSES	OFFENSES REPORTED OR KNOWN TO POLICE (INCLUDE "UNFOUNDED" AND ATTEMPTS)	UNFOUNDED, I.E., FALSE OR BASELESS COMPLAINTS	NUMBER OF ACTUAL OFFENSES (COLUMN 2 MINUS COLUMN 3) INCLUDE ATTEMPTS	TOTAL OFFENSES CLEARED BY ARREST OR EXCEPTIONAL MEANS (INCLUDES COL. 6)	NUMBER OF CLEARANCES INVOLVING ONLY PERSONS UNDER 18 YEARS OF AGE
1. CRIMINAL HOMICIDE					
a. MURDER AND NONNEGLIGENT HOMICIDE	11 7	1	6	13	0
b. MANSLAUGHTER BY NEGLIGENCE	12				
2. FORCIBLE RAPE TOTAL	20 19	4	15	7	1
a. Rape by Force	21 18	4	14	7	1
b. Attempts to commit Forcible Rape	22 1	0	1	0	0
3. ROBBERY TOTAL	30 121	0	121	29	2
a. Firearm	31 94	0	94	18	1
b. Knife or Cutting Instrument	32 1	0	1	0	0
c. Other Dangerous Weapon	33 9	0	9	4	0
d. Strong-Arm (Hands, Fists, Feet, etc.)	34 17	0	17	7	1
4. ASSAULT TOTAL	40 702	8	694	352	15
a. Firearm	41 104	0	104	49	1
b. Knife or cutting instrument	42 33	0	33	20	0
c. Other Dangerous Weapon	43 63	2	61	34	2
d. Strong-Arm	44 22	1	21	16	1
e. Other Assaults - Simple, Not Aggravated	45 480	5	475	233	11
5. BURGLARY TOTAL	50 295	4	291	18	0
a. Forcible Entry	51 216	4	212	16	0
b. Unlawful Entry - No Force	52 72	0	72	2	0
c. Attempted Forcible Entry	53 7	0	7	0	0
6. LARCENY THEFT TOTAL (except Motor Vehicle Theft)	60 1,450	22	1,428	198	10
7. MOTOR VEHICLE THEFT TOTAL	70 282	19	263	28	5
a. Autos	71 266	19	247	22	4
b. Trucks and Buses	72 3	0	3	2	1
c. Other Vehicles	73 13	0	13	4	0
GRAND TOTAL	77 2,876	58	2,818	645	33

CHECKING ANY OF THE APPROPRIATE BLOCKS BELOW WILL ELIMINATE YOUR NEED TO SUBMIT REPORTS WHEN THE VALUES ARE ZERO. THIS WILL ALSO AID THE NATIONAL PROGRAM IN ITS QUALITY CONTROL EFFORTS.

- |  |   |
|--|---|
| <input type="checkbox"/> NO SUPPLEMENTARY HOMICIDE REPORT SUBMITTED SINCE NO MURDERS, JUSTIFIABLE HOMICIDES, OR MANSLAUGHTER BY NEGLIGENCE OCCURRED IN THIS JURISDICTION DURING THE MONTH. | <input type="checkbox"/> NO AGE, SEX, AND RACE OF PERSONS ARRESTED UNDER 18 YEARS OF AGE REPORT SINCE NO ARRESTS OF PERSONS WITHIN THIS AGE GROUP.    |
| <input type="checkbox"/> NO SUPPLEMENT TO RETURN A REPORT SINCE NO CRIME OFFENSES OR RECOVERY OF PROPERTY REPORTED DURING THE MONTH.   | <input type="checkbox"/> NO AGE, SEX, AND RACE OF PERSONS ARRESTED 18 YEARS OF AGE AND OVER REPORT SINCE NO ARRESTS OF PERSONS WITHIN THIS AGE GROUP. |
| <input type="checkbox"/> NO LAW ENFORCEMENT OFFICERS KILLED OR ASSAULTED REPORT SINCE NONE OF THE OFFICERS WERE ASSAULTED OR KILLED DURING THE MONTH.                                      | <input type="checkbox"/> NO MONTHLY RETURN OF ARSON OFFENSES KNOWN TO LAW ENFORCEMENT REPORT SINCE NO ARSONS OCCURRED.                                |

DO NOT USE THIS SPACE

	INITIALS
RECORDED	
EDITED	
ENTERED	
ADJUSTED	
LINKED	

\* TOTALS INCLUDE PREVIOUS OFFENSES

AUGUST 2017

Month and Year of Report

GAAPD 0000

Agency Identifier

SEPTEMBER 19, 2017

Date

ATLANTA POLICE DEPARTMENT - GEORGIA

Agency and State

[Signature]

Prepared By

LIEUTENANT

Title

[Signature]

CHIEF

Chief, Commissioner, Sheriff, or Superintendent

## PROPERTY STOLEN BY CLASSIFICATION

CLASSIFICATION	Number of Actual (Column 4	Offenses Return A)	Monetary Value of Property Stolen
1. MURDER AND NONNEGLIGENT MANSLAUGHTER	12	6	\$ 0.00
2. FORCIBLE RAPE	20	15	\$ 500.00
3. ROBBERY			
(a) HIGHWAY (streets, alleys, etc.)	31	90	13,481.00
(b) COMMERCIAL HOUSE (except c, d, and f)	32	9	1,387.00
(c) GAS OR SERVICE STATION	33	0	0.00
(d) CONVENIENCE STORE	34	3	3,002.00
(e) RESIDENCE (anywhere on premises)	35	5	1,303.00
(f) BANK	36	1	0.00
(g) MISCELLANEOUS	37	13	670.00
<b>TOTAL ROBBERY</b>	<b>30</b>	<b>121</b>	<b>\$ 19,843.00</b>
5. BURGLARY - BREAKING OR ENTERING			
(a) RESIDENCE (dwelling)			
(1) NIGHT (6 p.m. - 6 a.m.)	51	73	137,194.00
(2) DAY (6 a.m. - 6 p.m.)	52	155	58,778.00
(3) UNKNOWN	53	0	0.00
(b) NON-RESIDENCE (store, office, etc.)			
(1) NIGHT (6 p.m. - 6 a.m.)	54	41	9,920.00
(2) DAY (6 a.m. - 6 p.m.)	55	22	28,581.00
(3) UNKNOWN	56	0	0.00
<b>TOTAL BURGLARY</b>	<b>50</b>	<b>291</b>	<b>\$ 234,473.00</b>
6. LARCENY - THEFT (Except Motor Vehicle Theft)			
(a) \$200 AND OVER	61	271	765,899.00
(b) \$50 TO \$200	62	95	9,012.00
(c) UNDER \$50	63	1,062	2,562.00
<b>TOTAL LARCENY (Same as Item 6X)</b>	<b>60</b>	<b>1,428</b>	<b>\$ 777,473.00</b>
7. MOTOR VEHICLE THEFT (Include Alleged Joy Ride)	70	263	\$ 115,134.00
<b>GRAND TOTAL - ALL ITEMS</b>	<b>77</b>		<b>\$ 1,147,423.00</b>
<b>ADDITIONAL ANALYSIS OF LARCENY AND MOTOR VEHICLE THEFT</b>			
6X. NATURE OF LARCENIES UNDER ITEM 6			
(a) POCKET-PICKING	81	7	973.00
(b) PURSE-SNATCHING	82	27	817.00
(c) SHOPLIFTING	83	219	35,934.00
(d) FROM MOTOR VEHICLES (except e)	84	757	184,944.00
(e) MOTOR VEHICLE PARTS AND ACCESSORIES	85	77	60,525.00
(f) BICYCLES	86	27	10,555.00
(g) FROM BUILDING (except o and h)	87	118	315,847.00
(h) FROM ANY COIN-OPERATED MACHINES (parking meters, etc.)	88	1	100.00
(i) ALL OTHER	89	195	167,778.00
<b>TOTAL LARCENIES (Same as Item 6)</b>	<b>60</b>	<b>1,428</b>	<b>\$ 777,473.00</b>
7X. MOTOR VEHICLES RECOVERED			
(a) STOLEN LOCALLY AND RECOVERED LOCALLY	91	28	
(b) STOLEN LOCALLY AND RECOVERED BY OTHER JURISDICTIONS	92	16	
(c) TOTAL LOCALLY STOLEN MOTOR VEHICLES RECOVERED (a & b)	93	44	
(d) STOLEN IN OTHER JURISDICTIONS AND RECOVERED LOCALLY	90	N/A	

SUPPLEMENT TO RETURN A  
MONTHLY RETURN OF OFFENSES KNOWN TO THE POLICE

1-706 (Rev 8-30-94)  
Form Approved  
OMB No. 1110-0007

This report is authorized by law, Title 28, Section 534, U. S. Code. While you are not required to respond, your cooperation in submitting this report with the Return A will assist the FBI in compiling comprehensive, accurate figures on a timely basis.

This form deals with the nature of crime and the monetary value of property stolen and recovered. The total offenses recorded on the form should be the same as the number of actual offenses listed in Column 4 of the Return A for each crime class. Include attempted crimes on this form, but do not include unfounded offenses. If you cannot complete the report in all areas, please record as much information as is available. Tally sheets will be sent upon request.

PROPERTY BY TYPE AND VALUE

Type of Property (1)	Data Entry	Monetary Value of Property Stolen in Your Jurisdiction	
		Stolen (2)	Recovered (3)
(A) Currency, Notes, Etc	01	\$ 205,625.00	\$ 0.00
(B) Jewelry and Precious Metals	02	256,263.00	0.00
(C) Clothing and Furs	03	38,518.00	1.00
(D) Locally Stolen Motor Vehicles	04	115,134.00	63,037.00
(E) Office Equipment	05	13,306.00	0.00
(F) Televisions, Radios, Stereos, Etc.	06	227,985.00	1.00
(G) Firearms	07	9,575.00	0.00
(H) Household Goods	08	6,309.00	0.00
(I) Consumable Goods	09	2,060.00	0.00
(J) Livestock	10	0.00	0.00
(K) Miscellaneous	11	272,648.00	1.00
<b>TOTAL</b>	<b>00</b>	<b>\$ 1,147,423.00</b>	<b>\$ 63,040.00</b>

The total of this column should agree with the Grand Total (DATA ENTRY 77) shown on page 2.

Include in this column all property recovered even though stolen in prior months. The above is an accounting for only that property stolen in your jurisdiction. This will include property recovered for you by other jurisdictions, but not property you recover for them.

SEPTEMBER 19, 2017

DATE

*[Signature]*

PREPARED BY

LIEUTENANT

TITLE

*[Signature]*

CHIEF

CHIEF, COMMISSIONER, SHERIFF OR SUPERINTENDENT

AUGUST 2017

Month and Year of Report

GAAPD 0000

Agency Identifier

ATLANTA POLICE DEPARTMENT - GEORGIA

Agency and State

**LAW ENFORCEMENT OFFICERS KILLED OR ASSAULTED**

It is requested this report be completed and transmitted with monthly crime reports to: Director, Federal Bureau of Investigation, Uniform Crime Reports, Washington, D. C. 20535. This form should be used to report the number of your officers who were assaulted or killed in the line of duty during the month. Additional information concerning officers killed will be requested by a separate questionnaire.

**OFFICERS KILLED**

Number of your law enforcement officers killed in the line of duty this month.

By felonious act 0  
By accident or negligence 0

**Officers Assaulted (Do not include officers killed) - See other side for instructions.**

Type of Activity	Total Assaults by Weapon A	Type of Weapon					Two-Officer Vehicle F	Type of Assignment						Police Assaults Cleared M
		Firearm B	Knife or Other Cutting Instrument C	Other Dangerous Weapon D	Hands, Fists, Feet, etc. E	One-Officer Vehicle		Detective or Special Assign.		Other				
						Alone G		As-sisted H	Alone I	As-sisted J	Alone K	As-sisted L		
1. Responding to "Disturbance" calls (family quarrels, man with gun, etc.)	0													
2. Burglaries in progress or pursuing burglary suspects	0													
3. Robberies in progress or pursuing robbery suspects	0													
4. Attempting other arrests	0													
5. Civil disorder (riot, mass disobedience)	0													
6. Handling, transporting, custody of prisoners	9				9			8					1	9
7. Investigating suspicious persons or circumstances	1	1						1						1
8. Ambush - no warning	0													
9. Mentally deranged	0													
10. Traffic pursuits and stops	0													
11. All Other	0													
<b>12. TOTAL (1-11)</b>	10	1	0	0	9	0	0	9	0	0	0	0	1	10
13. Number with personal injury	1				1									
14. Number without personal injury	9	1			8									
15. Time of assaults														
	AM	2	3		1	2								
	PM				1	1								

**DO NOT WRITE HERE**

Recorded	Initials
Edited	
Punched	
Verified	
Adjusted	
DOJ/FBI	

12:01 2:00 4:00 6:00 8:00 10:00 12:00

AUGUST 2017  
Month and Year

GAAPD 0000  
Agency Identifier

ATLANTA POLICE DEPARTMENT  
Agency

GEORGIA  
State

*[Signature]*  
Prepared By

LIEUTENANT  
Title

CHIEF  
Chief, Sheriff, Commissioner, Superintendent

MONTHLY RETURN OF ARSON OFFENSES KNOWN TO LAW ENFORCEMENT

DO-73 (2-11-82)  
Form Approved  
OMB No. 1110-0008

This report is authorized by law Title 28, Section 534, United States Code, and the enactment of the fiscal year 1979, Department of Justice Authorization Bill S. 3151. While you are not required to respond, your cooperation in using this form to report all incidents of arson which become known to your department during the month will assist the FBI in compiling comprehensive, accurate data on a timely basis. Instructions appear on reverse side.

1 PROPERTY CLASSIFICATION	2 Offenses Reported or Known to Police (Include Unfounded and Attempts)	3 Unfounded, i.e. False or Baseless Complaints	4 Number of Actual Offenses (Column 2 Minus Column 3 (Include Attempts))	5 Total Offenses Cleared by Arrest or Exceptional Means (Include Column 6)	6 Number of Clearances Involving Only Persons Under 18 Years of Age	7 Offenses Where Structures Uninhabited, Abandoned, or not Normally in Use	8 Estimated Value of Property Damage
<b>STRUCTURAL</b>							
A. Single Occupancy Residential: Houses, Townhouses, Duplexes, etc.	14	11	3	2			\$ 300,500.
B. Other Residential: Apartments, Tenements, Flats, Hotels, Motels, Inns, Dormitories, Boarding Houses, etc.	3	2	1			1	\$ 7,000.
C. Storage: Barns, Garages, Warehouses, etc.	3	3					\$
D. Industrial/Manufacturing							\$
E. Other Commercial: Stores, Restaurants, Offices, etc.	1	1					\$
F. Community/Public: Churches, Jails, Schools, Colleges, Hospitals, etc.							\$
G. All Other Structure: Out Buildings, Monuments, Buildings Under Construction, etc.							\$
<b>TOTAL STRUCTURE</b>	21	17	4	2		1	\$ 307,500.
<b>MOBILE</b>							
H. Motor Vehicles: Automobiles, Trucks, Buses, Motorcycles, etc.; UCR Definition	4		4	2			\$ 46,000.
I. Other Mobile Property: Trailers, Recreational Vehicles, Airplanes, Boats, etc.							\$
<b>TOTAL MOBILE</b>	4		4	2			\$ 46,000.
J. TOTAL OTHER: Crops, Timber, Fences, Signs, etc.	1		1				\$ 500.
<b>GRAND TOTAL</b>	26	17	9	4		1	\$ 354,000.

Agency Identifier GAAPD 0000 Month AUGUST 2012  
 Agency ATLANTA POLICE DEPARTMENT State GEORGIA  
 Prepared by LEA. J. JACOBS LIEUTENANT CHIEF  
 Chief, Commissioner, Sheriff, or Superintendent

DO NOT WRITE HERE	
Recorded	
Edited	
Entered	
Adjusted	
Corres.	



AGENCY IDENTIFIER GAAPD 0000 REPORTING PERIOD AUGUST 2017

AGENCY NAME ATLANTA POLICE DEPARTMENT

**POLICE DISPOSITION OF JUVENILES**

-Not to include neglect or traffic cases-

1. Handled within Department and released (Warning, released to parents, etc.)	_____
2. Referred to juvenile court or probation department.	_____ 60 _____
3. Referred to welfare agency.	_____
4. Referred to other police agency.	_____
5. Referred to criminal or adult court.	_____
TOTAL	_____ 60 _____

SEPTEMBER 15, 2017  
DATE

*Leanne P. ...* LIEUTENANT  
PREPARED BY TITLE

*J. SHIELDS* CHIEF  
APPROVED BY TITLE

GCIC USE ONLY

Recorded	_____
Reviewed	_____
Punched	_____
Verified	_____

RETURN TO  
Georgia Crime Information Center/Uniform Crime Reporting  
P. O. Box 1456  
Atlanta, Georgia 30301

Return on or before the 7th of the following month

GCIC/UCR-012 (9/74)

PAGE 1 OF 1  
SUPPLEMENTARY HOMICIDE REPORT

This report is authorized by law Title 28, Section 534, United States Code. While you are not required to respond, your cooperation in using this form to list data pertaining to all homicides reported on your Return A will assist the FBI in compiling comprehensive, accurate data regarding this important classification on a timely basis.

1a. Murder and Nonnegligent Manslaughter

List below specific information for all offenses shown in item 1a of the monthly Return A. In addition, list all justifiable killings of felons by a citizen or by a peace officer in the line of duty. A brief explanation in the circumstances column regarding unfounded homicide offenses will aid the national Uniform Crime Reporting Program in editing the reports.

Incident	Victim **			Offender**			Data Code		Weapon Used (Handgun, Rifle, Shotgun, Club, Poison, etc.)	Relationship of Victim to Offender (Husband, Wife, Son, Father, Acquaintance, Neighbor, Stranger, etc.)	Circumstances (Victim shot by robber, robbery victim shot robber, killed by patron during barroom brawl, etc.)	
	Situation*	Age	Sex	Race	Ethnicity	Age	Sex	Race				Ethnicity
	A	31	M	B	N	24	M	B	N	RIFLE - 223 CAL.	ACQUAINTANCE	NARCOTIC DRUG LAWS
	A	25	M	B	N	25	M	W	N	HANDGUN	ACQUAINTANCE	NARCOTIC DRUG LAWS
	B	31	M	B	N					HANDGUN	UNKNOWN	OTHER
	A	45	F	W	N	46	F	W	N	POISON	ACQUAINTANCE	OTHER NON-SPECIFIED
	A	32	M	B	N	29	M	B	N	HANDGUN - 9 MM	ACQUAINTANCE	OTHER ARGUMENTS
	B	22	M	B	N					HANDGUN	UNKNOWN	OTHER
	A	17	M	B	N	33	M	B	N	HANDGUN	STRANGER	FELON KILLED BY PRIVATE CITIZEN *

\*\* - See reverse side for explanation

DO NOT WRITE HERE				
Recorded				
Edited				
Punched				
Verified				
Adjusted				

AUGUST 2017  
Month and Year

GAAPD 0000  
Agency Identifier

ATLANTA POLICE DEPARTMENT  
Agency

GEORGIA  
State

Prepared By  
*L. HARRIS*  
*L. HARRIS*  
Chief, Sheriff, Commissioner, Superintendent

LIEUTENANT  
Title

CHIEF  
Title

ATLANTA POLICE DEPARTMENT  
AGE, SEX, AND RACE OF PERSONS ARRESTED  
17 YEARS OF AGE AND OVER

MONTH AUGUST  
YEAR 2017

CLASSIFICATION OF OFFENSES	SEX	AGE OF PERSON ARRESTED													TOTAL	RACE				ETHNIC																			
		17	18	19	20	21	22	23	24	29	30	34	35	39		40	44	45	49		50	54	55	59	60	64	65 UP	White	Black	Native Amer.	Asian/Pacific	Whi. Hispanic	Black Hispanic						
Murder/Nonnegligent Manslaughter	M								1	2	5	1	2	2	5	1											2	11											
	F																																						
Manslaughter by Negligence	M																																						
	F																																						
Forcible Rape	M				1												2																						
	F																																						
Robbery	M	2	2	2	5	5			1	8	1	1	1	1																									
	F											1																											35
Aggravated Assault	M	2	3	2	3	2	3	17	6	6	3	2	8	7	1	1																						99	
	F	1	2	2	1	2		1	5	7	5	4	4	2	1																							4	
Burglary - Breaking or Entering	M					1			1	3	2	3	1																									16	
	F										2																											3	
Larceny - Theft (except Motor Vehicle Theft)	M	4	3	4	2	6	3	2	25	17	13	15	13	10	10	5	3																					135	
	F	1		2	4	2	5	1	9	7	6	4	2	2	2	3																					50		
Motor Vehicle Theft	M		3	1		1	1			3	3	1																									16		
	F										1																											6	
Other Assaults	M	1	2	3	3	5	7	4	26	20	16	7	6	13	8	1	3																					125	
	F	1	3		3	2	4	3	19	11	10	4	5	3	2	1																					71		
Arson	M								1	1																											3		
	F																																					0	
Forgery and Counterfeiting	M										3																											9	
	F											1																										2	
Fraud	M								1	3	2	3	5																									17	
	F										4	1																										8	
Embezzlement	M					1																																4	
	F																																					2	
Stolen Property: Buying, Receiving, Possessing	M	2	6	2	2	1			1	10	1	2	1	1																								31	
	F		2		1				1	4																												9	
Vandalism	M			1	1				2	1	5	6	3	1	1																							21	
	F										3		2																									6	
Weapons	M		1	3	2	1	3	4	12	6	8	3	1	1																								45	
	F																																					2	

ATLANTA POLICE DEPARTMENT  
AGE, SEX, AND RACE OF PERSONS ARRESTED  
17 YEARS OF AGE AND OVER

MONTH AUGUST

YEAR 2017

CLASSIFICATION OF OFFENSES	SEX	AGE OF PERSON ARRESTED												RACE				ETHNIC																						
		17	18	19	20	21	22	23	24	30	35	40	45	50	55	60	65	White	Black	Native Amer.	Asian/Pacific	Whi. Hispanic	Blck Hispanic																	
		17	18	19	20	21	22	23	24	30	35	40	45	50	55	60	65	TOTAL																						
16 Prostitution and Commercialized Vice	M											1																												
	F						1																							1	2									
17 Sex Offenses (except Rape and Prostitution)	M						1										6	1	4	2	6	4	5	4	3	36														
	F																1	2	2		3		1			9	6	38	1											
18 Drug Abuse Violations Grand Total	M	1	8	9	15	17	13	8	91	44	26	19	16	17	16	6	3	309																						
	F	0	5	1	2	3	3	3	20	6	3	3	7	3	0	0	2	61											28	342	0	0	0	0						
180 (1) Sale/Manufacturing Subtotal	M	0	0	0	0	0	2	0	10	6	4	1	4	2	3	1	34																							
	F	0	0	0	0	1	1	0	2	0	0	1	1	2	0	0	8											3	39	0	0	0	0							
a Opium or Cocaine and their derivatives	M						1			1			2	1	1	1	9																							
	F								1				2				3												12											
b Marijuana	M						1		4		3	1	1			10																								
	F																0												10											
c Synthetic Narcotics	M															0																								
	F																0																							
d Other Dangerous Non-Narcotic Drugs	M															15																								
	F																5																							
185 (2) Possession Subtotal	M	1	8	9	15	17	11	8	81	38	22	18	12	15	13	5	2	275																						
	F	0	5	1	2	2	2	3	18	6	3	2	6	1	0	0	2	53											25	303	0	0	0	0						
e Opium or Cocaine and their derivatives	M															66																								
	F																13											12	67											
f Marijuana	M	1	7	8	15	16	10	6	61	26	18	11	4	7	5	1	2	198																						
	F		5	1	2	1	1	3	15	5	2	2	3				40											11	227											
g Synthetic Narcotics	M															2																								
	F																0																							
h Other Dangerous Non-Narcotic Drugs	M															9																								
	F																0																							
19 Gambling Total	M	0	0	0	0	0	0	0	0	0	1	1	0	1	0	1	4																							
	F	0	0	0	0	0	0	0	0	0	0	0	0	0	0	0	0											0	4	0	0	0	0							
a Bookmaking	M															0																								
	F																0																							
b Numbers and Lottery	M															0																								
	F																0																							

ATLANTA POLICE DEPARTMENT  
 AGE, SEX, AND RACE OF PERSONS ARRESTED  
 17 YEARS OF AGE AND OVER

MONTH AUGUST  
 YEAR 2017

CLASSIFICATION OF OFFENSES	SEX	AGE OF PERSON ARRESTED												RACE				ETHNIC														
		17	18	19	20	21	22	23	24	30	35	40	45	White	Black	Asian/Pacific	Native Amer.	Whi. Hispanic	Black Hispanic													
		23	52	47	55	61	65	60	397	241	210	158	167	173	168	68	35	1980	250	1729	1	0	0									
All Other Gambling	M									1	1														4							
	F																									0						
Offenses Against Family And Children	M																									5						
	F																									6						
Driving Under the Influence	M																									25						
	F																									12						
Liquor Laws	M																									97						
	F																									15						
Drunkenness	M																									26						
	F																									10						
Disorderly Conduct	M																									164						
	F																									53						
Vagrancy	M																									35						
	F																									6						
All Other Offenses (except Traffic)	M																									278						
	F																									87						
Suspicion	M																									0						
	F																									0						
TOTAL																											1980	250	1729	1	0	0

AUGUST 2017  
 Month and Year of Report

GAAPD 0000  
 Agency Identifier

SEPTEMBER 19, 2017  
 Date

Prepared By [Signature]  
 Title LIEUTENANT  
 Chief, Commissioner, Sheriff, or Superintendent CHIEF

ATLANTA POLICE DEPARTMENT - GEORGIA  
 Agency and State

ATLANTA POLICE DEPARTMENT  
 AGE, SEX, AND RACE OF PERSONS ARRESTED  
 16 YEARS OF AGE AND UNDER

MONTH AUGUST

YEAR 2017

CLASSIFICATION OF OFFENSES	SEX	AGE						TOTAL	RACE				ETHNIC		
		09	1012	1314	15	16	White		Black	Native Amer.	Asian/Pacific	Wht. Hispanic	Blck Hispanic		
01a Murder/Nonnegligent Manslaughter	M						0								
	F						0								
01b Manslaughter by Negligence	M						0								
	F						0								
02 Forcible Rape	M		1				1					1			
	F						0								
03 Robbery	M					2	2					2			
	F						0								
04 Aggravated Assault	M				1	4	5					6			
	F		1				1								
05 Burglary- Breaking or Entering	M						0								
	F						0								
06 Larceny - Theft (except Motor Vehicle Theft)	M		1	2	4	4	11								
	F			3	1	1	5	3	13						
07 Motor Vehicle Theft	M		1			3	5								
	F						0					5			
08 Other Assaults	M			2	2		4								
	F				1	2	3					7			
09 Arson	M						0								
	F						0								
10 Forgery and Counterfeiting	M						0								
	F						0								
11 Fraud	M						0								
	F						0								
12 Embezzlement	M						0								
	F						0								
13 Stolen Property; Buying, Receiving, Possessing	M				1	5	6								
	F						0					6			
14 Vandalism	M					1	1								
	F						0								
15 Weapons	M						0								
	F						0								
16 Prostitution and Commercialized Vice	M						0								
	F						0								

ATLANTA POLICE DEPARTMENT  
 AGE, SEX, AND RACE OF PERSONS ARRESTED  
 16 YEARS OF AGE AND UNDER

MONTH AUGUST

YEAR 2017

CLASSIFICATION OF OFFENSES	SEX	AGE						RACE				ETHNIC							
		0 9		10 12		13 14		15		16		TOTAL		White	Black	Native Amer.	Asian/Pacific	Whl. Hispanic	Blck Hispanic
17 Sex Offenses (except Rape and Prostitution)	M																		
	F																		
18 Drug Abuse Violations Grand Total	M	0	0	0	0	0	1						0	1	0	0	0	0	0
	F	0	0	0	0	0	0						0	0	0	0	0	0	0
180 (1) Sale/Manufacturing Subtotal	M	0	0	0	0	0	1						0	1	0	0	0	0	0
	F	0	0	0	0	0	0						0	0	0	0	0	0	0
a Opium or Cocaine and their Derivatives	M																		
	F																		
b Marijuana	M						1												
	F						0							1					
c Synthetic Narcotics	M																		
	F																		
d Other Dangerous Non-Narcotic Drugs	M																		
	F																		
185 (2) Possession Subtotal	M	0	0	0	0	0	0						0	0	0	0	0	0	0
	F	0	0	0	0	0	0						0	0	0	0	0	0	0
e Opium or Cocaine and their Derivatives	M																		
	F																		
f Marijuana	M																		
	F																		
g Synthetic Narcotics	M																		
	F																		
h Other Dangerous Non-Narcotic Drugs	M																		
	F																		
19 Gambling Total	M	0	0	0	0	0	0						0	0	0	0	0	0	0
	F	0	0	0	0	0	0						0	0	0	0	0	0	0
a Bookmaking	M																		
	F																		
b Numbers and Lottery	M																		
	F																		
c All Other Gambling	M																		
	F																		
20 Offenses Against Family and Children	M																		
	F																		

ATLANTA POLICE DEPARTMENT  
 AGE, SEX, AND RACE OF PERSONS ARRESTED  
 16 YEARS OF AGE AND UNDER

MONTH AUGUST

YEAR 2017

CLASSIFICATION OF OFFENSES	SEX	AGE						RACE				ETHNIC							
		0 9		10 12		13 14		15		16		TOTAL		White	Black	Native Amer.	Asian/Pacific	Whl. Hispanic	Blck Hispanic
21 Driving Under the Influence	M																		
	F																		
22 Liquor Laws	M																		
	F																		
23 Drunkenness	M																		
	F																		
24 Disorderly Conduct	M																		
	F																		
25 Vagrancy	M																		
	F																		
26 All Other Offenses (except Traffic)	M																		
	F																		
27 Suspicion	M																		
	F																		
28 Curfew and Loitering	M																		
	F																		
29 Run-Aways	M																		
	F																		
<b>Total</b>																			

AUGUST 2017  
 Month and Year of Report

GAAPD 0000  
 Agency Identifier

SEPTEMBER 19, 2017  
 Date

ATLANTA POLICE DEPARTMENT - GEORGIA  
 Agency and State

LIEUTENANT  
 Prepared By

CHIEF  
 Chief, Commissioner, Sheriff, or Superintendent



**UNIFORM CRIME REPORTING**

**LAW ENFORCEMENT  
OPERATIONS  
&  
MANAGEMENT**

**CRIME AREA COMPARISON**

**SUPPORT SERVICES DIVISION  
Information Services Section**

**AUGUST 2017  
AUGUST 2016**

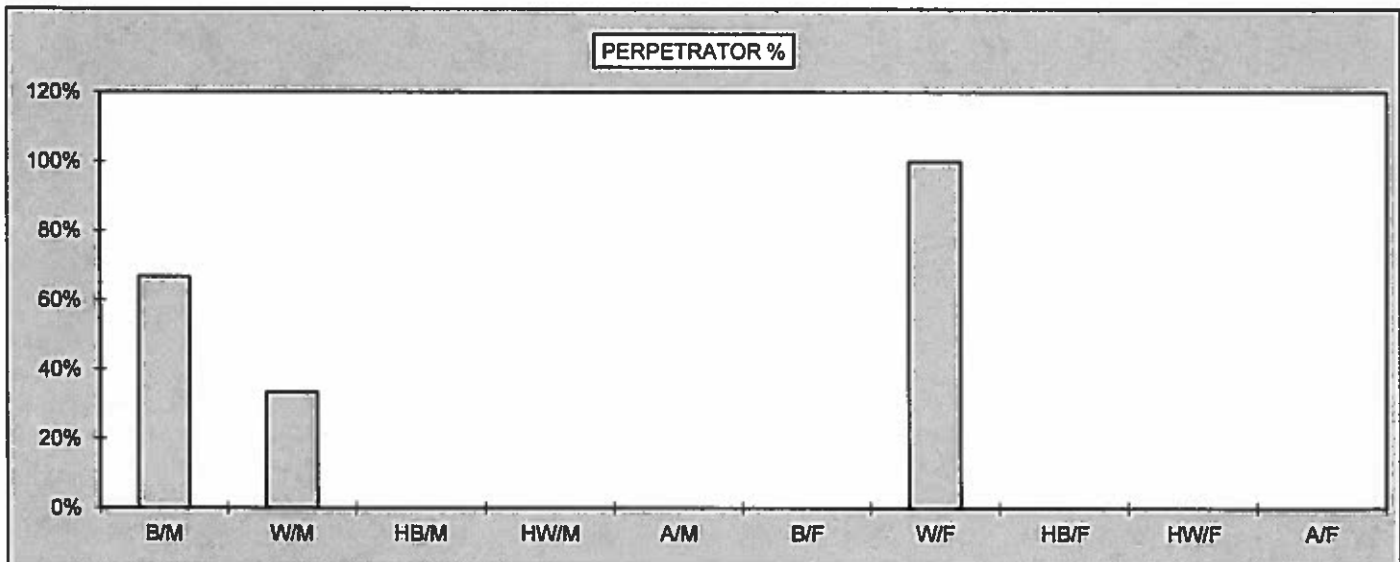
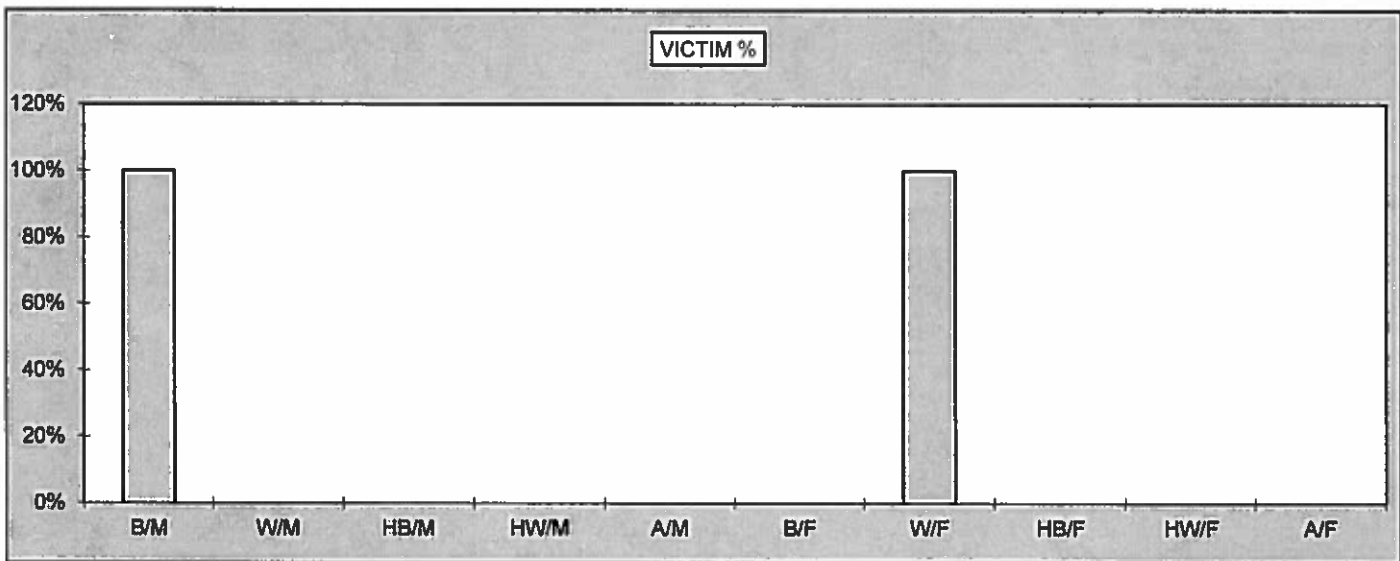
**2017  
AUGUST HOMICIDE COMPARISON  
BY RACE, SEX, AND ETHNIC ORIGIN**

	VICTIM	PERPETRATOR
B/M	5	2
W/M	0	1
HB/M	0	0
HW/M	0	0
A/M	0	0
<b>TOTAL MALES</b>	<b>5</b>	<b>3</b>
B/F	0	0
W/F	1	1
HB/F	0	0
HW/F	0	0
A/F	0	0
<b>TOTAL FEMALES</b>	<b>1</b>	<b>1</b>
<b>TOTAL</b>	<b>6</b>	<b>4</b>

	VICTIM %	PERPETRATOR %
B/M	100%	67%
W/M	0%	33%
HB/M	0%	0%
HW/M	0%	0%
A/M	0%	0%

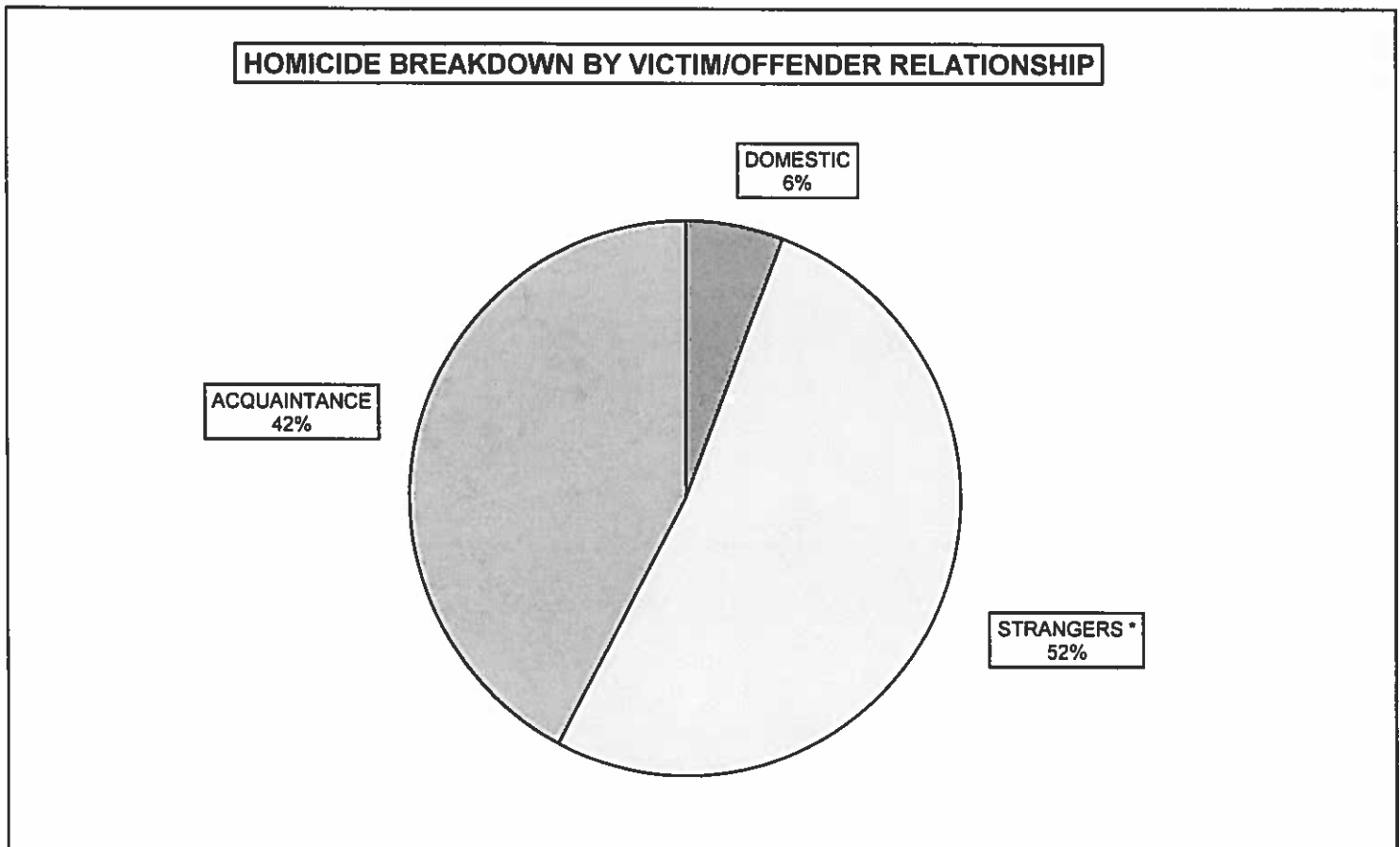
B/F	0%	0%
W/F	100%	100%
HB/F	0%	0%
HW/F	0%	0%
A/F	0%	0%

**PERPETRATOR UNKNOWN FOR 2 HOMICIDES**



**2017  
HOMICIDE BREAKDOWN  
YEAR TO DATE**

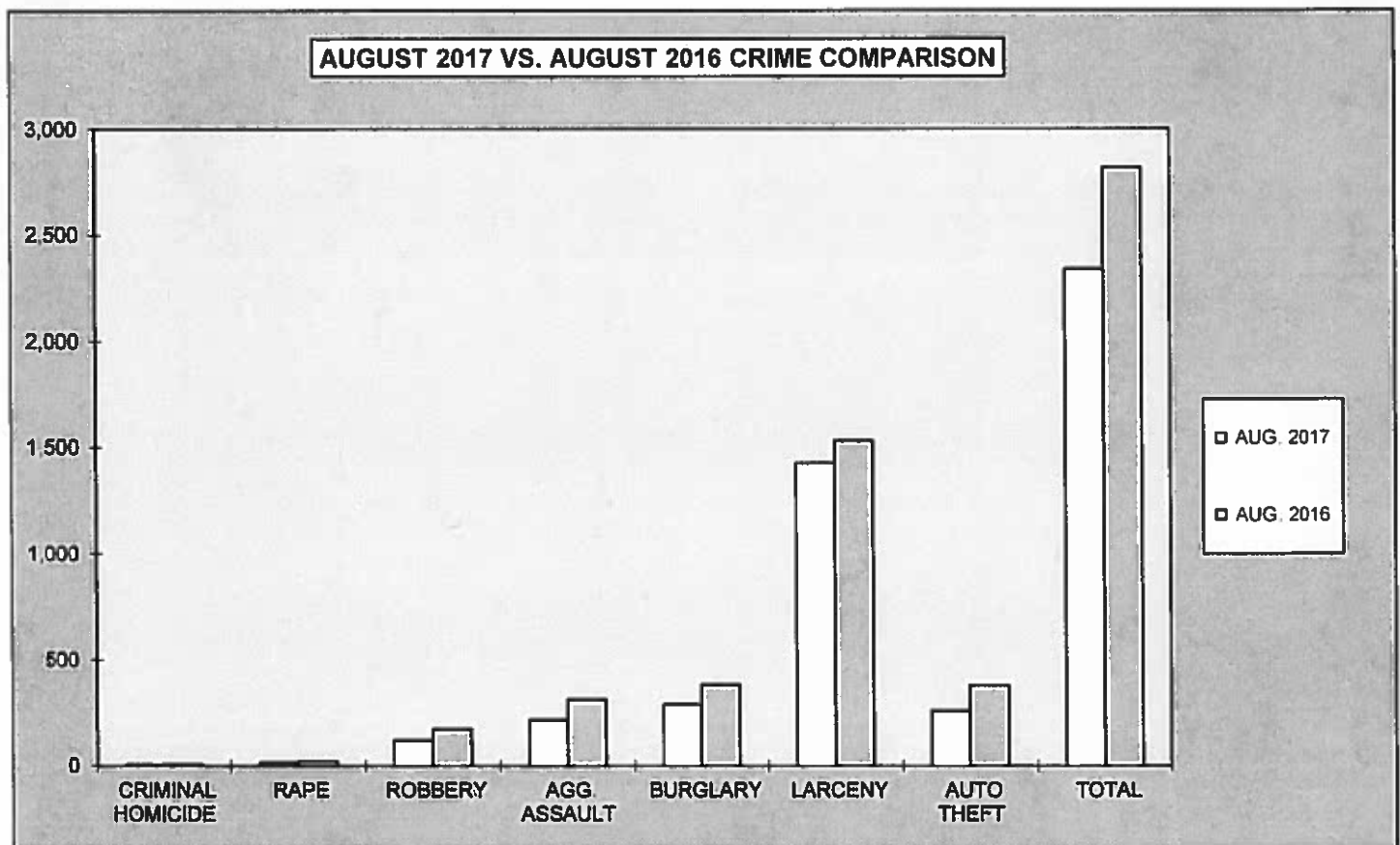
<b>AUGUST</b>							
<b>MONTH</b>	<b>ACTUAL</b>	<b>DOMESTIC</b>	<b>%</b>	<b>STRANGERS *</b>	<b>%</b>	<b>ACQUAINTANCE</b>	<b>%</b>
JANUARY	11	1	9%	6	55%	4	36%
FEBRUARY	4	1	25%	2	50%	1	25%
MARCH	2	0	0%	1	50%	1	50%
APRIL	6	0	0%	4	67%	2	33%
MAY	4	1	25%	1	25%	2	50%
JUNE	10	0	0%	4	40%	6	60%
JULY	9	0	0%	7	78%	2	22%
AUGUST	6	0	0%	2	33%	4	67%
SEPTEMBER							
OCTOBER							
NOVEMBER							
DECEMBER							
<b>TOTAL</b>	<b>52</b>	<b>3</b>	<b>6%</b>	<b>27</b>	<b>52%</b>	<b>22</b>	<b>42%</b>



\* UNKNOWN INCLUDED IN WITH STRANGERS

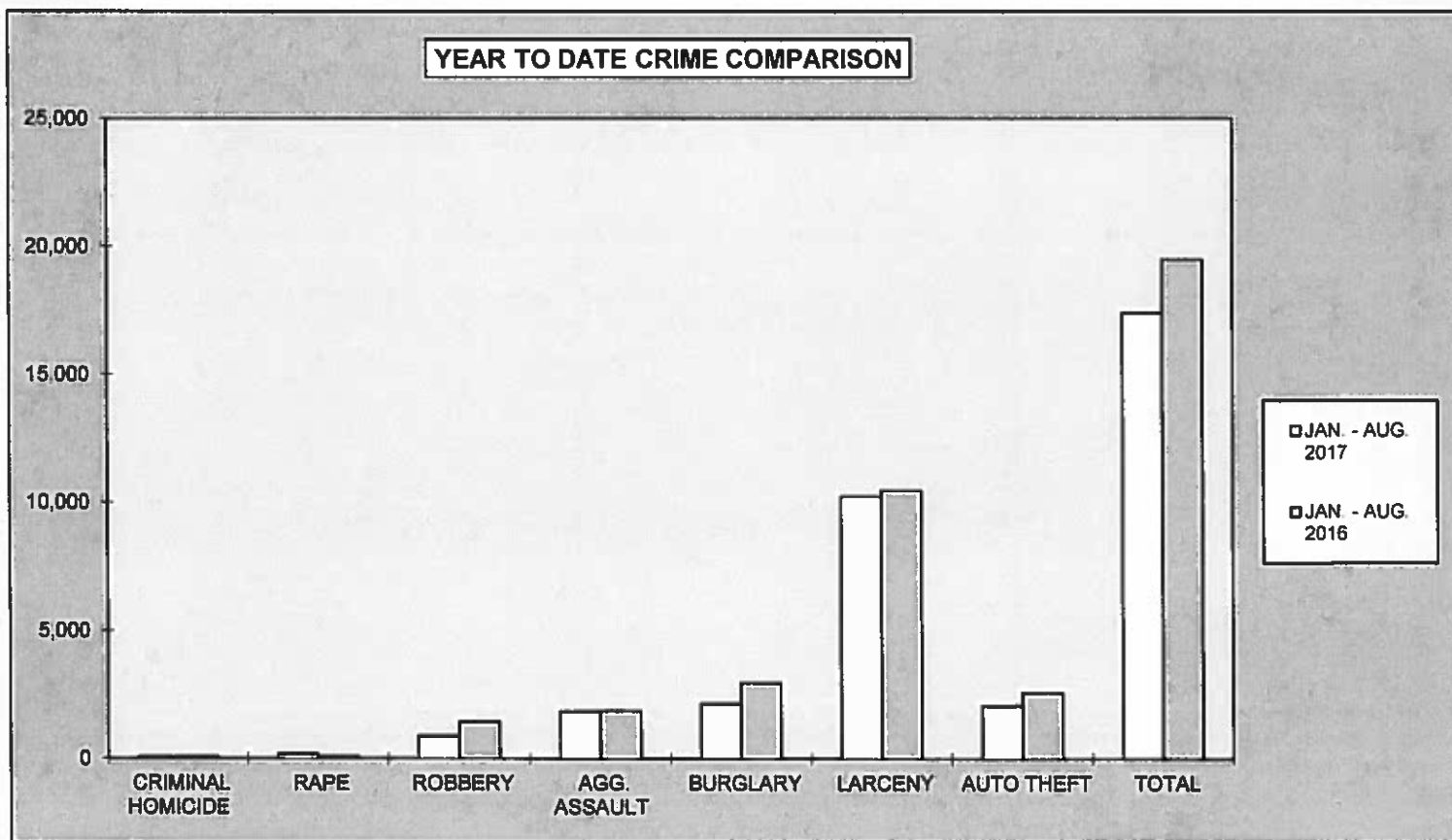
**2017  
MONTHLY CRIME COMPARISON**

CRIME	AUG. 2017	AUG. 2016	# DIFFERENCE	% DIFFERENCE
CRIMINAL HOMICIDE	6	8	-2	-25%
RAPE	15	21	-6	-29%
ROBBERY	121	174	-53	-30%
AGG. ASSAULT	219	314	-95	-30%
BURGLARY	291	386	-95	-25%
RESIDENCE	228	293	-65	-22%
NON-RESIDENCE	63	93	-30	-32%
LARCENY	1,428	1,534	-106	-7%
POCKETPICKING	7	5	2	40%
PURSE SNATCHING	27	22	5	23%
SHOPLIFTING	219	225	-6	-3%
FROM MOTOR VEHICLES	757	880	-123	-14%
MOTOR VEH. PARTS/ACCESSORIES	77	79	-2	-3%
BICYCLES	27	25	2	8%
FROM BUILDINGS	118	130	-12	-9%
FROM COIN OPERATED MACHINES	1	3	-2	-67%
ALL OTHER	195	165	30	18%
AUTO THEFT	263	381	-118	-31%
<b>TOTAL</b>	<b>2,343</b>	<b>2,818</b>	<b>-475</b>	<b>-17%</b>



**2017  
YEAR TO DATE CRIME COMPARISON**

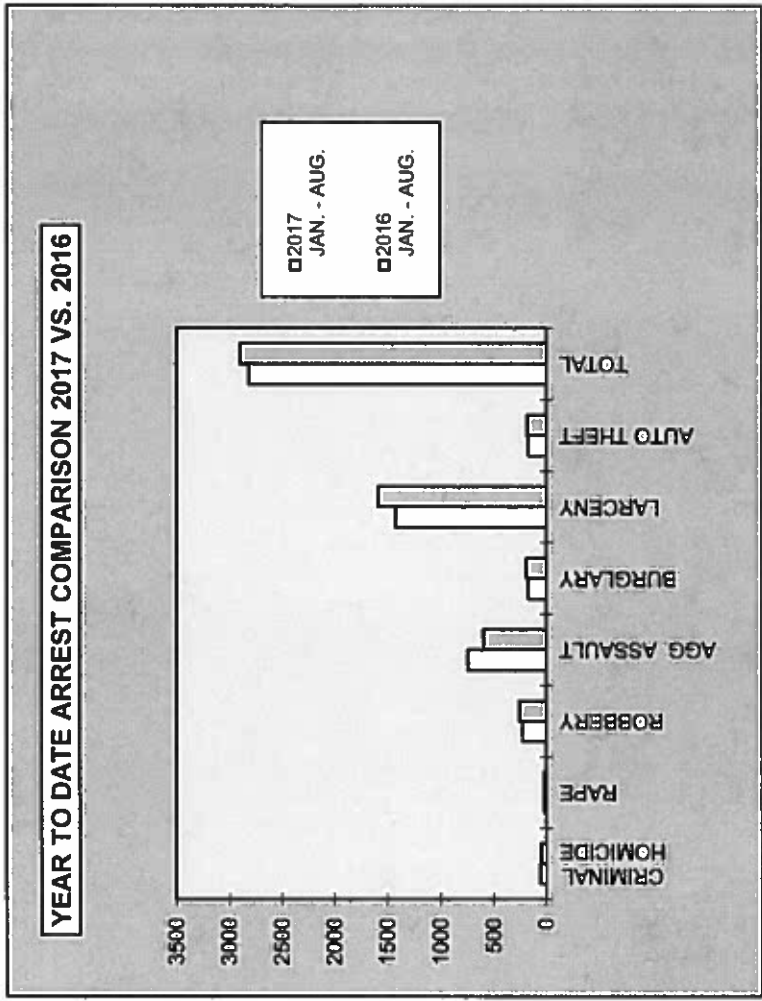
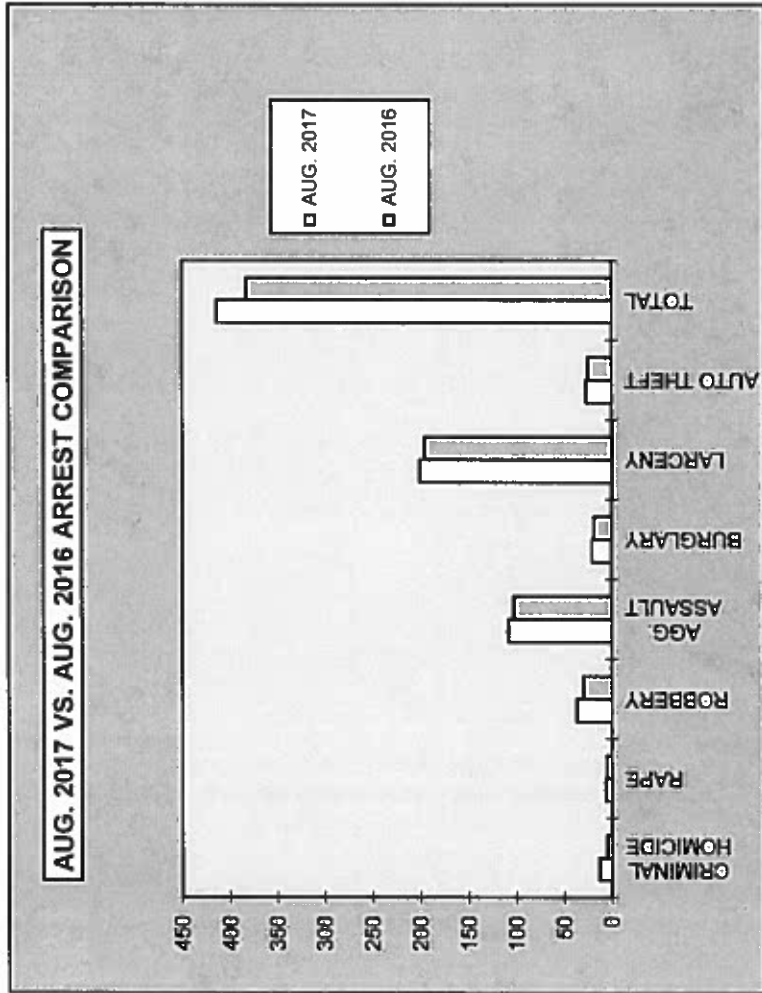
<b>FIRST 8 MONTHS</b>				
<b>CRIME</b>	<b>JAN - AUG 2017</b>	<b>JAN - AUG 2016</b>	<b># DIFFERENCE</b>	<b>% DIFFERENCE</b>
CRIMINAL HOMICIDE	52	77	-25	-32%
RAPE	170	94	76	81%
ROBBERY	898	1,440	-542	-38%
AGG. ASSAULT	1,837	1,880	-43	-2%
BURGLARY	2,174	2,977	-803	-27%
RESIDENCE	1,663	2,325	-662	-28%
NON-RESIDENCE	511	652	-141	-22%
LARCENY	10,210	10,455	-245	-2%
POCKETPICKING	51	46	5	11%
PURSE SNATCHING	150	181	-31	-17%
SHOPLIFTING	1,546	1,729	-183	-11%
FROM MOTOR VEHICLES	5,397	5,466	-69	-1%
MOTOR VEH. PARTS/ACCESSORIES	545	667	-122	-18%
BICYCLES	168	205	-37	-18%
FROM BUILDINGS	922	942	-20	-2%
FROM COIN OPERATED MACHINES	9	25	-16	-64%
ALL OTHER	1,422	1,194	228	19%
AUTO THEFT	2,082	2,582	-500	-19%
<b>TOTAL</b>	<b>17,423</b>	<b>19,505</b>	<b>-2,082</b>	<b>-11%</b>



**2017  
ARREST COMPARISON**

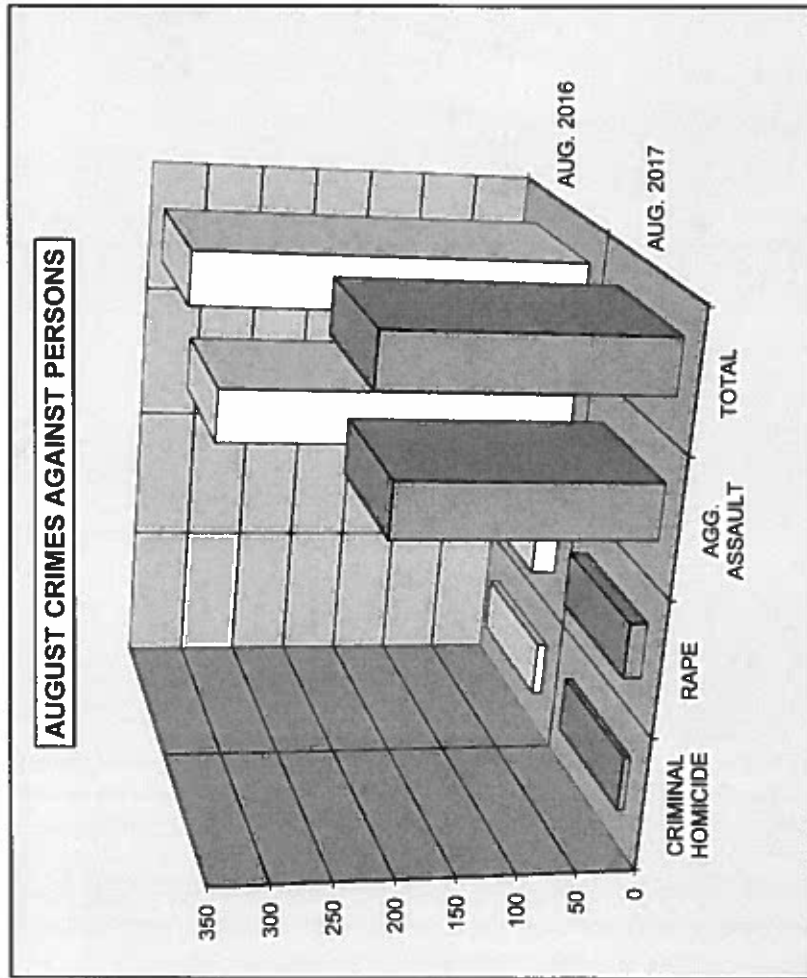
AUGUST ARREST COMPARISON					
CRIME	AUG. 2017	AUG. 2016	# DIFFERENCE	% DIFFERENCE	
CRIMINAL HOMICIDE	13	5	8	160%	
RAPE	6	5	1	20%	
ROBBERY	37	30	7	23%	
AGG. ASSAULT	109	103	6	6%	
BURGLARY	21	19	2	11%	
LARCENY	201	196	5	3%	
AUTO THEFT	27	25	2	8%	
<b>TOTAL</b>	<b>414</b>	<b>383</b>	<b>31</b>	<b>8%</b>	

FIRST 8 MONTHS ARREST COMPARISON					
CRIME	2017 JAN. - AUG.	2016 JAN. - AUG.	# DIFFERENCE	% DIFFERENCE	
CRIMINAL HOMICIDE	55	47	8	17%	
RAPE	21	25	-4	-16%	
ROBBERY	227	260	-33	-13%	
AGG. ASSAULT	744	601	143	24%	
BURGLARY	175	192	-17	-9%	
LARCENY	1,425	1,589	-164	-10%	
AUTO THEFT	174	187	-13	-7%	
<b>TOTAL</b>	<b>2,821</b>	<b>2,901</b>	<b>-80</b>	<b>-3%</b>	

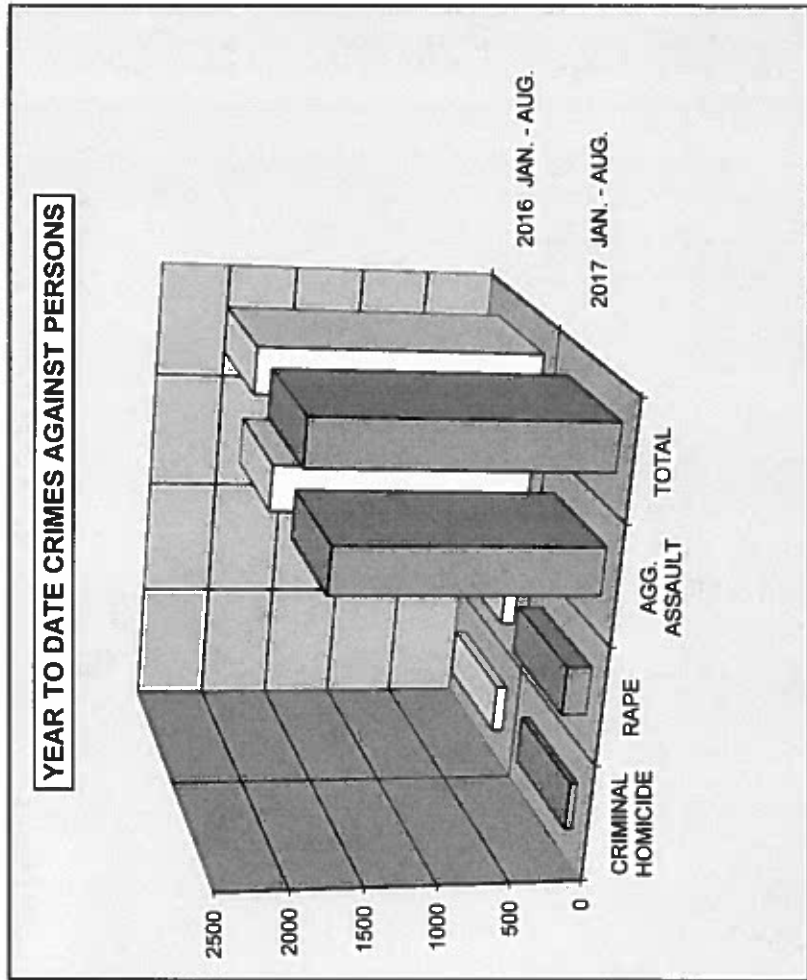


**2017  
CRIME COMPARISON  
CRIMES AGAINST PERSONS**

<b>AUGUST</b>				
CRIME	AUG. 2017	AUG. 2016	# DIFFERENCE	% DIFFERENCE
CRIMINAL HOMICIDE	6	8	-2	-25%
RAPE	15	21	-6	-29%
AGG. ASSAULT	219	314	-95	-30%
<b>TOTAL</b>	<b>240</b>	<b>343</b>	<b>-103</b>	<b>-30%</b>

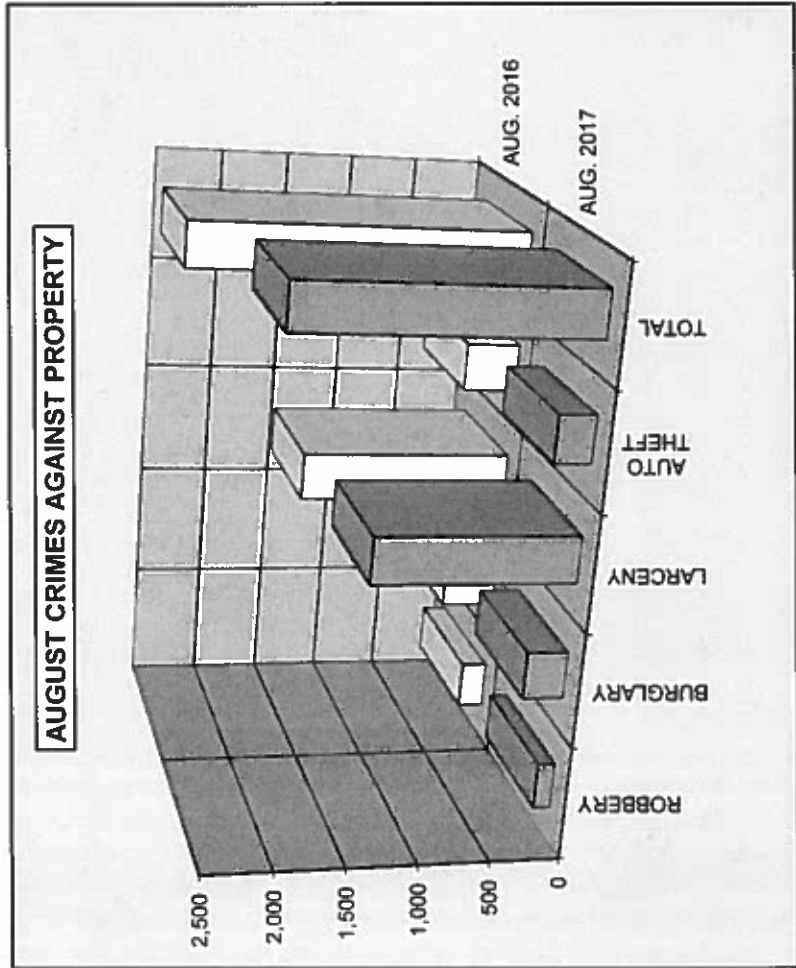


<b>FIRST 8 MONTHS</b>				
CRIME	2017 JAN - AUG.	2016 JAN - AUG.	# DIFFERENCE	% DIFFERENCE
CRIMINAL HOMICIDE	52	77	-25	-32%
RAPE	170	94	76	81%
AGG. ASSAULT	1,837	1,880	-43	-2%
<b>TOTAL</b>	<b>2,059</b>	<b>2,051</b>	<b>8</b>	<b>0%</b>

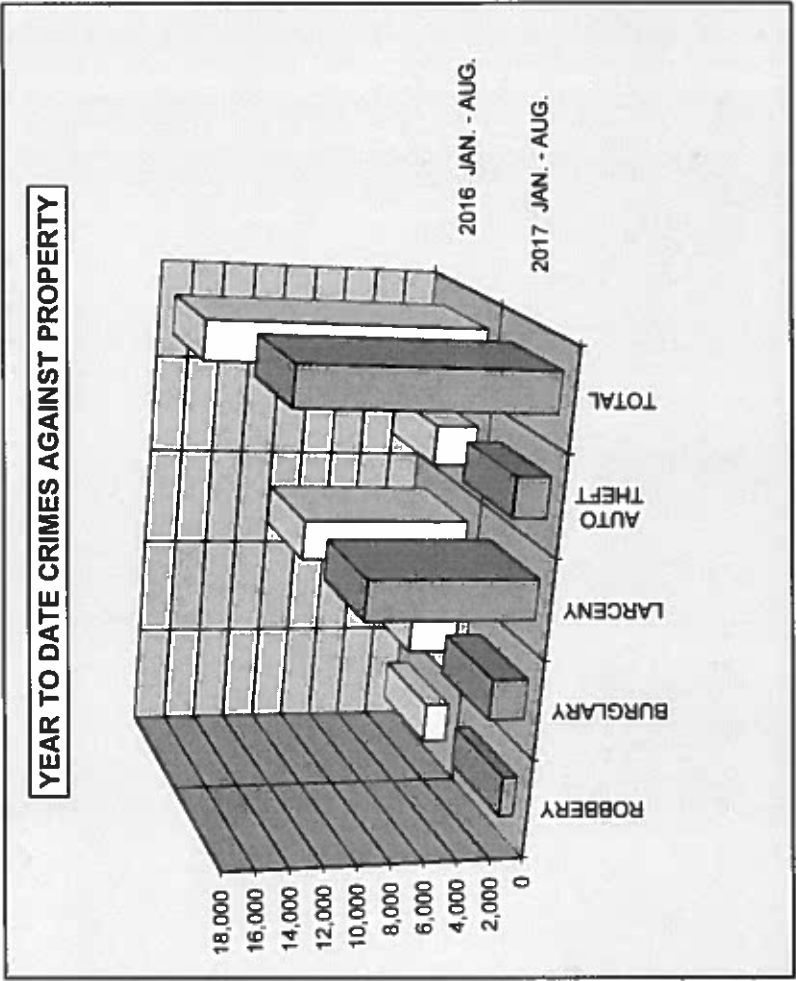


**2017  
CRIME COMPARISON  
CRIMES AGAINST PROPERTY**

AUGUST					
CRIME	AUG. 2017	AUG. 2016	# DIFFERENCE	% DIFFERENCE	
ROBBERY	121	174	-53	-30%	
BURGLARY	291	386	-95	-25%	
LARCENY	1,428	1,534	-106	-7%	
AUTO THEFT	263	381	-118	-31%	
<b>TOTAL</b>	<b>2,103</b>	<b>2,475</b>	<b>-372</b>	<b>-15%</b>	



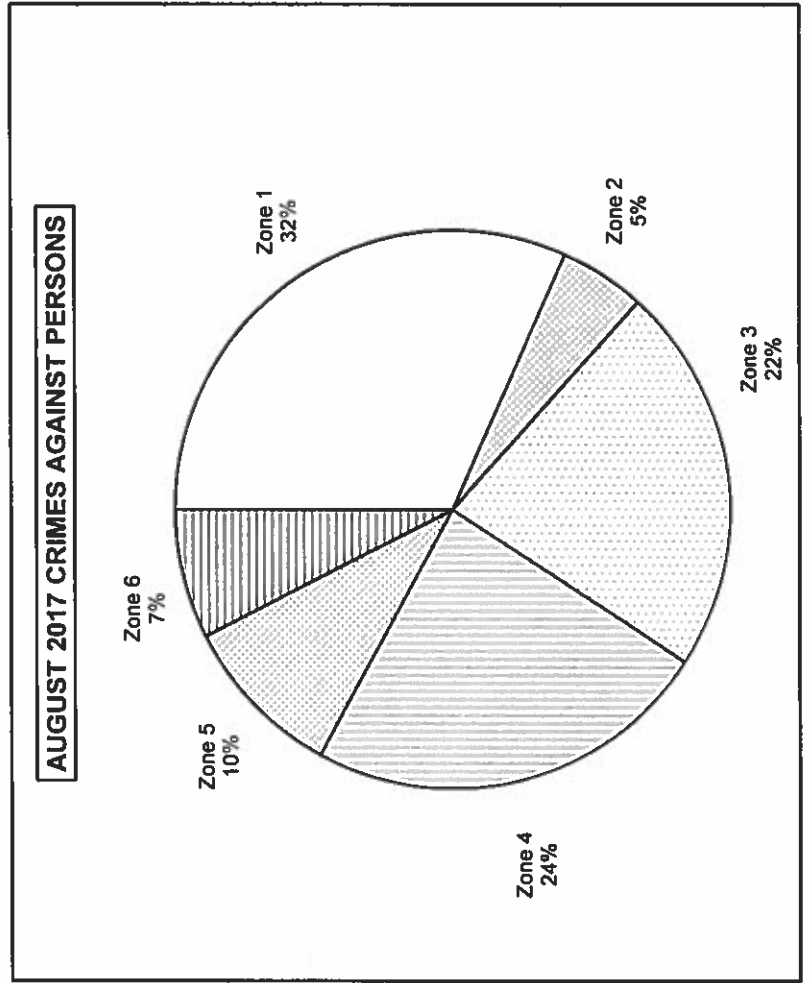
FIRST 8 MONTHS					
CRIME	2017 JAN. - AUG.	2016 JAN. - AUG.	# DIFFERENCE	% DIFFERENCE	
ROBBERY	898	1,440	-542	-38%	
BURGLARY	2,174	2,977	-803	-27%	
LARCENY	10,210	10,455	-245	-2%	
AUTO THEFT	2,082	2,582	-500	-19%	
<b>TOTAL</b>	<b>15,364</b>	<b>17,454</b>	<b>-2,090</b>	<b>-12%</b>	



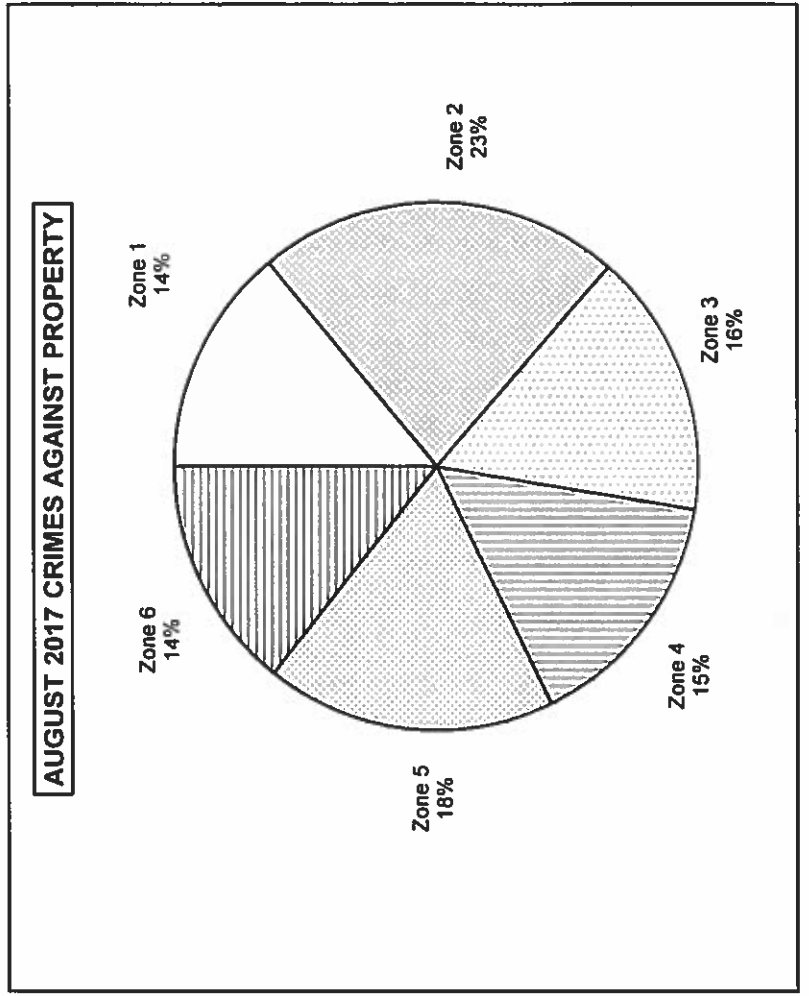


**2017  
AREA BREAKDOWN  
CRIMES AGAINST PERSONS AND PROPERTY**

AUGUST 2017 CRIMES AGAINST PERSONS BY ZONE						
CRIME	Zone 1	Zone 2	Zone 3	Zone 4	Zone 5	Zone 6
CRIMINAL HOMICIDE	1	1	2	0	0	2
RAPE	5	1	1	4	2	2
AGG. ASSAULT	70	10	51	53	21	14
<b>TOTAL CRIMES AGAINST PERSONS</b>	<b>76</b>	<b>12</b>	<b>54</b>	<b>57</b>	<b>23</b>	<b>18</b>

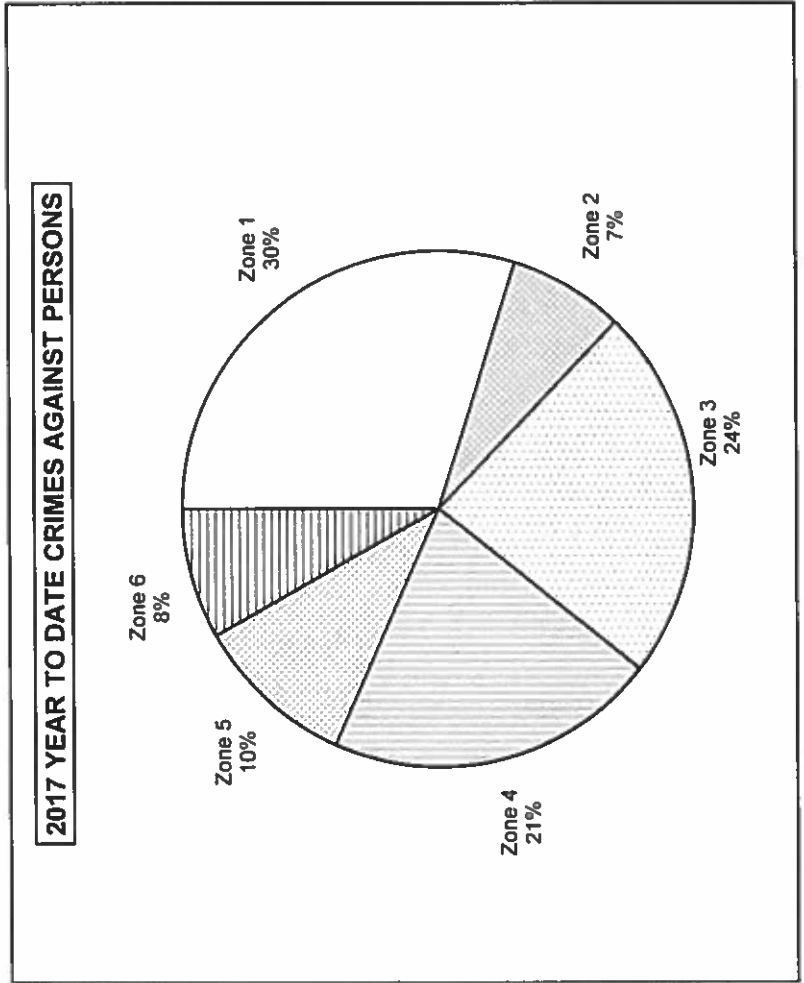


AUGUST 2017 CRIMES AGAINST PROPERTY BY ZONE						
CRIME	Zone 1	Zone 2	Zone 3	Zone 4	Zone 5	Zone 6
ROBBERY	17	24	32	19	14	15
BURGLARY	77	29	63	60	20	42
LARCENY	158	367	185	196	309	213
AUTO THEFT	42	51	61	45	32	32
<b>TOTAL CRIMES AGAINST PROPERTY</b>	<b>294</b>	<b>471</b>	<b>341</b>	<b>320</b>	<b>375</b>	<b>302</b>

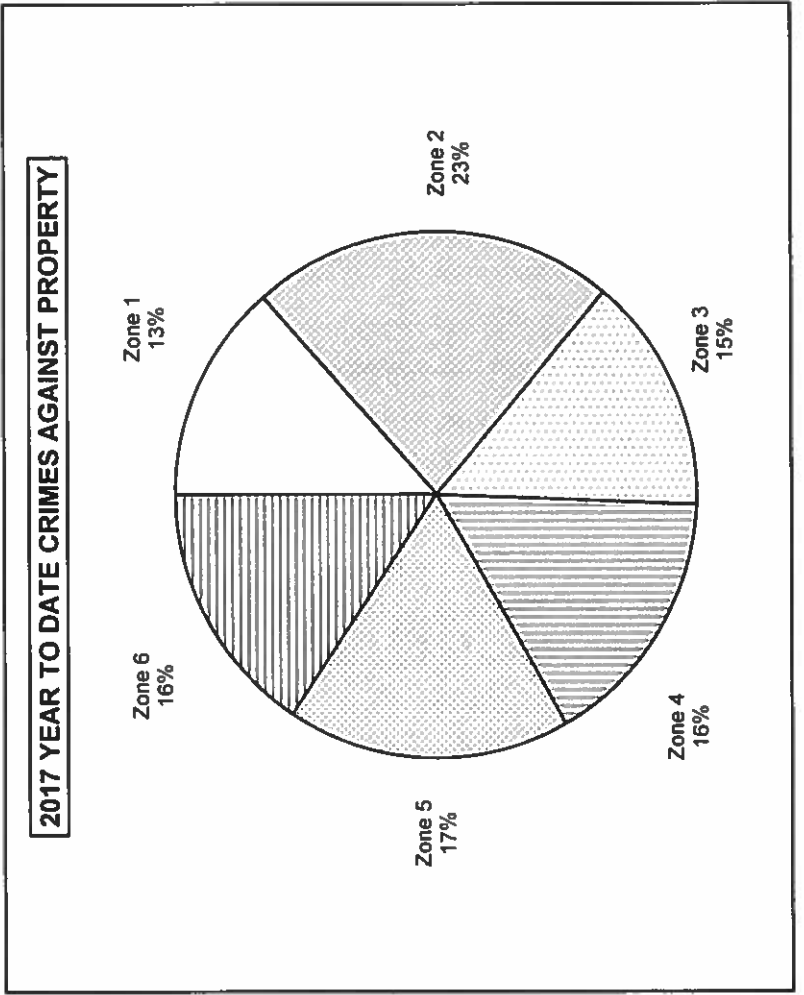


**2017  
YEAR TO DATE AREA BREAKDOWN  
CRIMES AGAINST PERSONS AND PROPERTY**

FIRST 8 MONTHS 2017 CRIMES AGAINST PERSONS BY ZONE						
CRIME	Zone 1	Zone 2	Zone 3	Zone 4	Zone 5	Zone 6
CRIMINAL HOMICIDE	15	6	14	8	5	4
RAPE	41	21	33	28	33	14
AGG. ASSAULT	558	124	437	396	172	150
<b>TOTAL CRIMES AGAINST PERSONS</b>	<b>614</b>	<b>151</b>	<b>484</b>	<b>432</b>	<b>210</b>	<b>168</b>

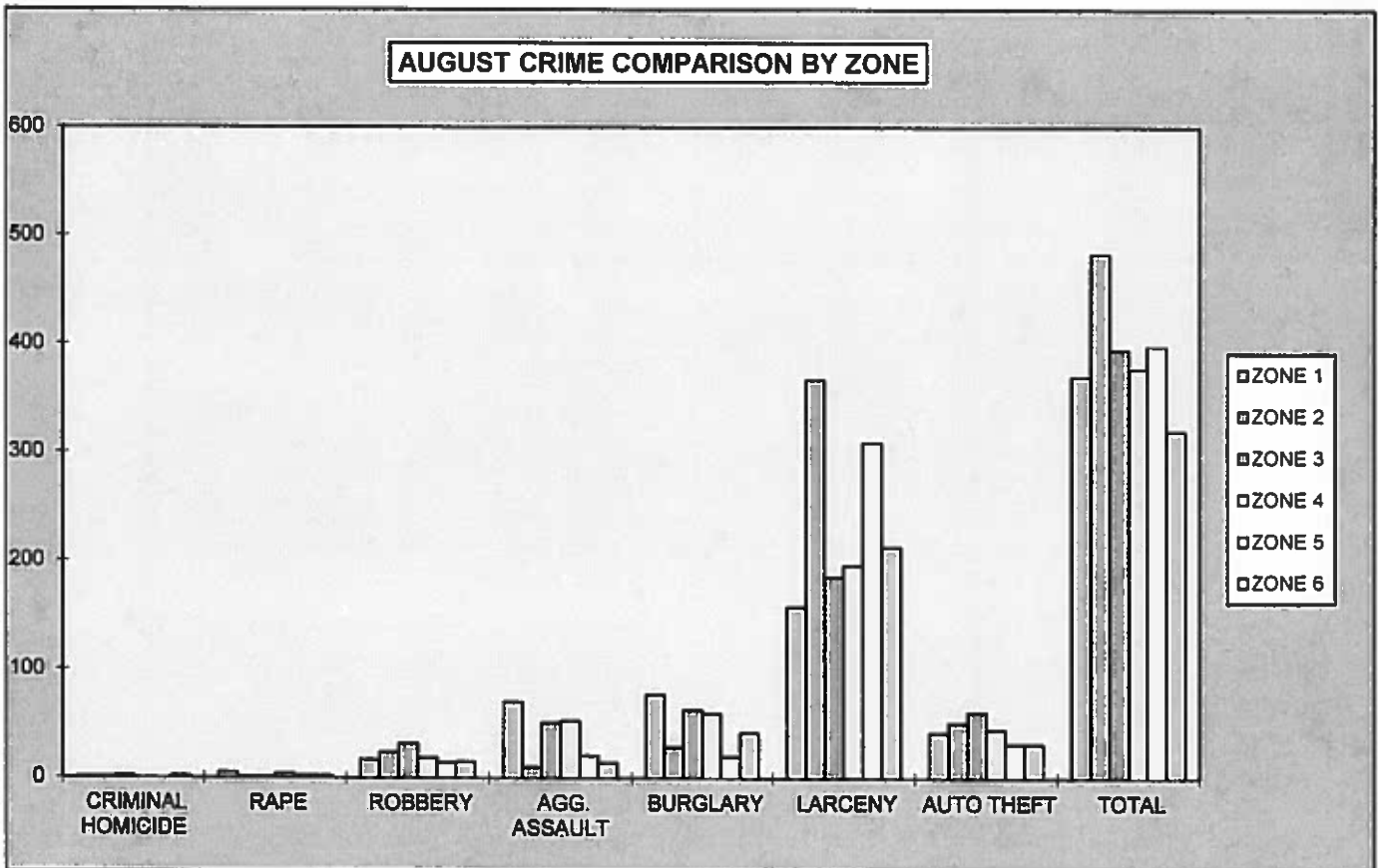


FIRST 8 MONTHS 2017 CRIMES AGAINST PROPERTY BY ZONE						
CRIME	Zone 1	Zone 2	Zone 3	Zone 4	Zone 5	Zone 6
ROBBERY	170	115	179	183	119	132
BURGLARY	479	336	407	522	110	320
LARCENY	1,068	2,654	1,187	1,363	2,205	1,733
AUTO THEFT	356	362	465	423	251	225
<b>TOTAL CRIMES AGAINST PROPERTY</b>	<b>2,073</b>	<b>3,467</b>	<b>2,238</b>	<b>2,491</b>	<b>2,685</b>	<b>2,410</b>



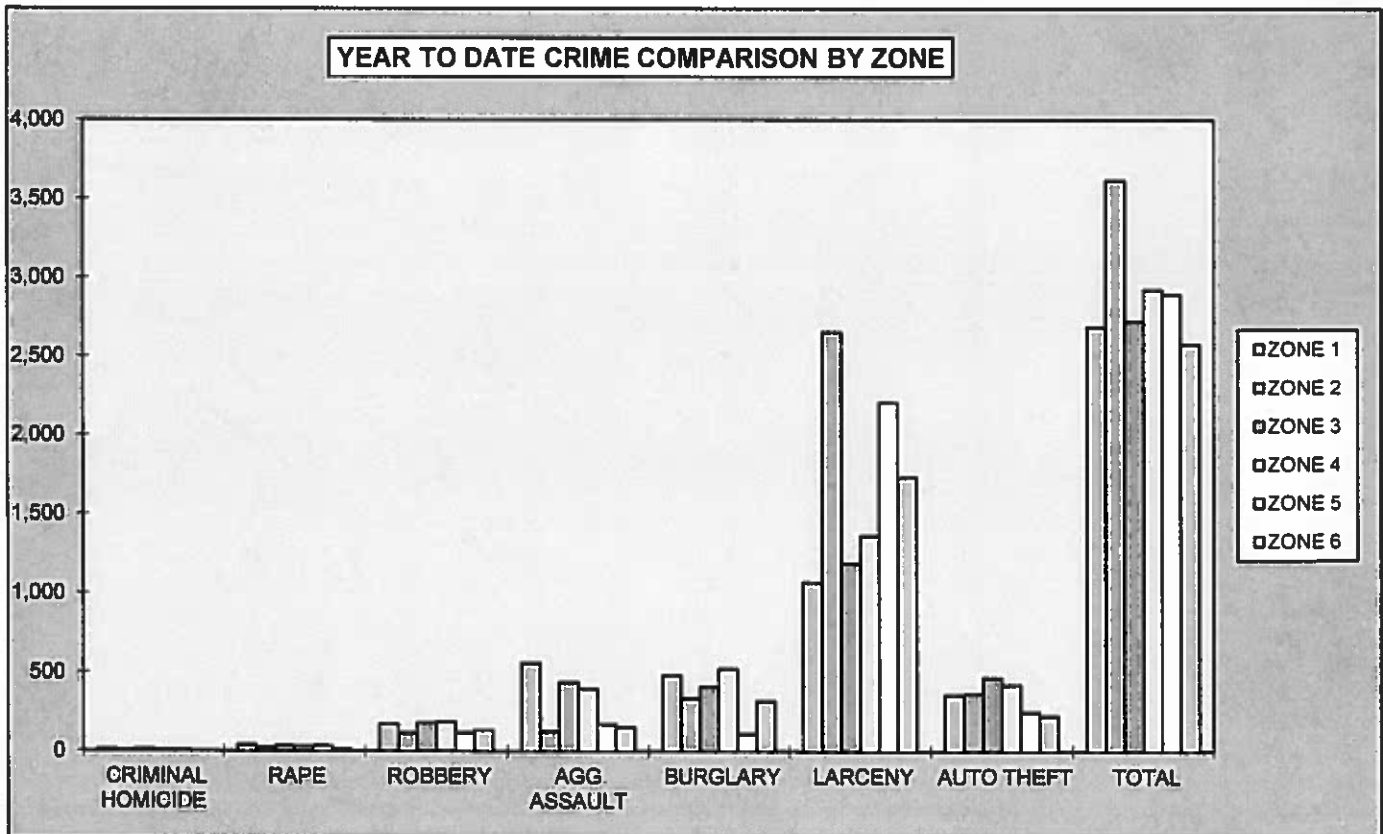
**2017  
AREA BREAKDOWN**

<b>AUGUST CRIME COMPARISON BY ZONE</b>						
<b>CRIME</b>	<b>ZONE 1</b>	<b>ZONE 2</b>	<b>ZONE 3</b>	<b>ZONE 4</b>	<b>ZONE 5</b>	<b>ZONE 6</b>
CRIMINAL HOMICIDE	1	1	2	0	0	2
RAPE	5	1	1	4	2	2
ROBBERY	17	24	32	19	14	15
AGG. ASSAULT	70	10	51	53	21	14
BURGLARY	77	29	63	60	20	42
RESIDENCE	68	21	41	52	12	34
NON-RESIDENCE	9	8	22	8	8	8
LARCENY	158	367	185	196	309	213
POCKETPICKING	0	2	1	0	2	2
PURSE SNATCHING	6	3	1	9	5	3
SHOPLIFTING	26	78	15	26	24	50
FROM MOTOR VEHICLES	66	218	96	111	174	92
MOTOR VEH. PARTS/ACCESSORIES	17	8	18	11	18	5
BICYCLES	1	1	2	1	9	13
FROM BUILDINGS	18	18	11	10	48	13
FROM COIN OPERATED MACHINES	0	0	0	0	1	0
ALL OTHER	24	39	41	28	28	35
AUTO THEFT	42	51	61	45	32	32
<b>TOTAL</b>	<b>370</b>	<b>483</b>	<b>395</b>	<b>377</b>	<b>398</b>	<b>320</b>



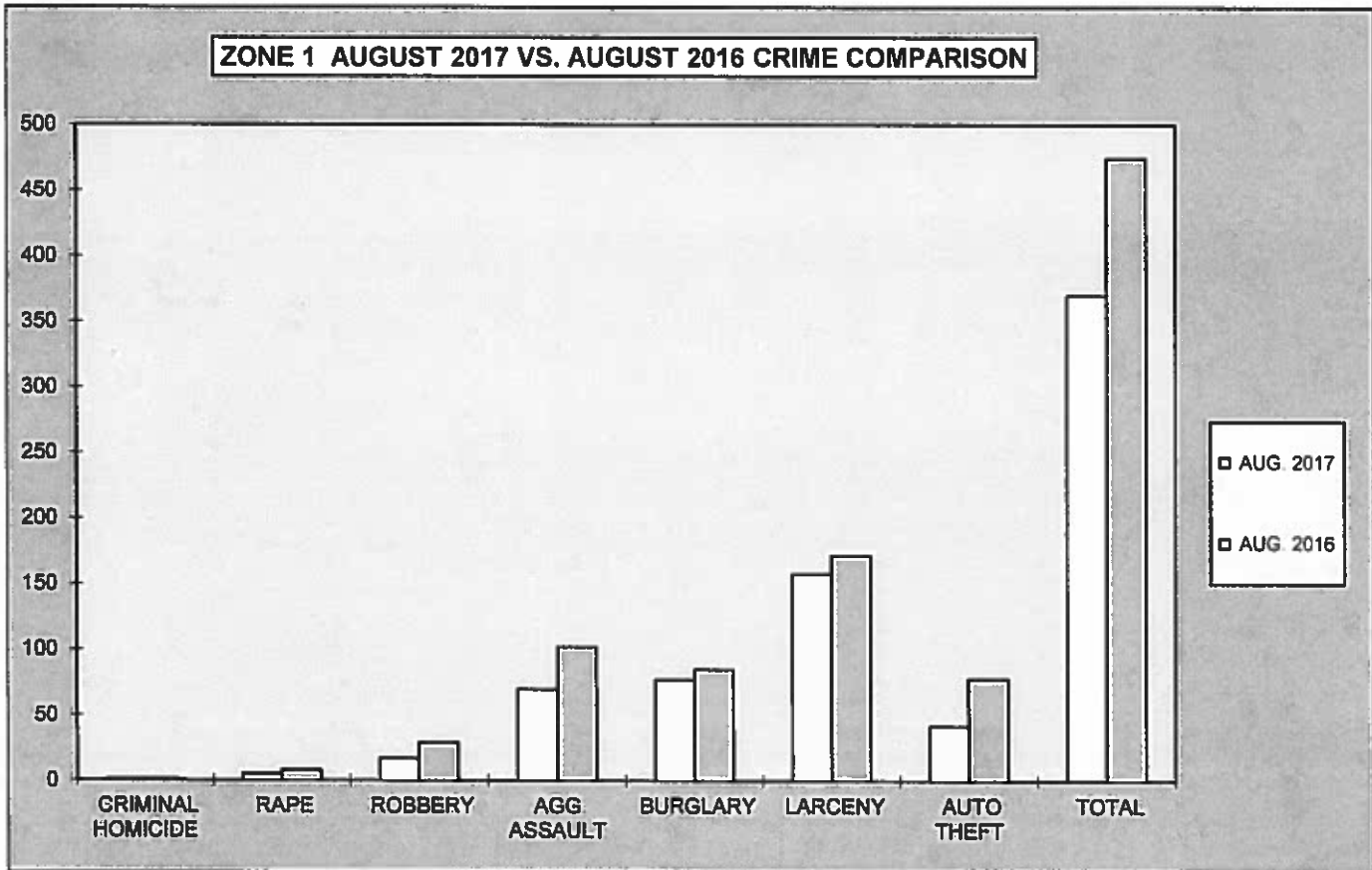
**2017  
YEAR TO DATE AREA BREAKDOWN**

<b>FIRST 8 MONTHS CRIME COMPARISON BY ZONE</b>						
<b>CRIME</b>	<b>ZONE 1</b>	<b>ZONE 2</b>	<b>ZONE 3</b>	<b>ZONE 4</b>	<b>ZONE 5</b>	<b>ZONE 6</b>
CRIMINAL HOMICIDE	15	6	14	8	5	4
RAPE	41	21	33	28	33	14
ROBBERY	170	115	179	183	119	132
AGG. ASSAULT	558	124	437	396	172	150
BURGLARY	479	336	407	522	110	320
RESIDENCE	411	217	317	423	56	239
NON-RESIDENCE	68	119	90	99	54	81
LARCENY	1,068	2,654	1,187	1,363	2,205	1,733
POCKETPICKING	1	24	2	4	14	6
PURSE SNATCHING	31	13	18	39	32	17
SHOPLIFTING	154	591	96	191	196	318
FROM MOTOR VEHICLES	451	1,419	576	692	1,322	937
MOTOR VEH. PARTS/ACCESSORIES	122	79	132	81	80	51
BICYCLES	4	25	10	11	49	69
FROM BUILDINGS	111	215	100	96	307	93
FROM COIN OPERATED MACHINES	3	0	1	1	2	2
ALL OTHER	191	288	252	248	203	240
AUTO THEFT	356	362	465	423	251	225
<b>TOTAL</b>	<b>2,687</b>	<b>3,618</b>	<b>2,722</b>	<b>2,923</b>	<b>2,895</b>	<b>2,578</b>



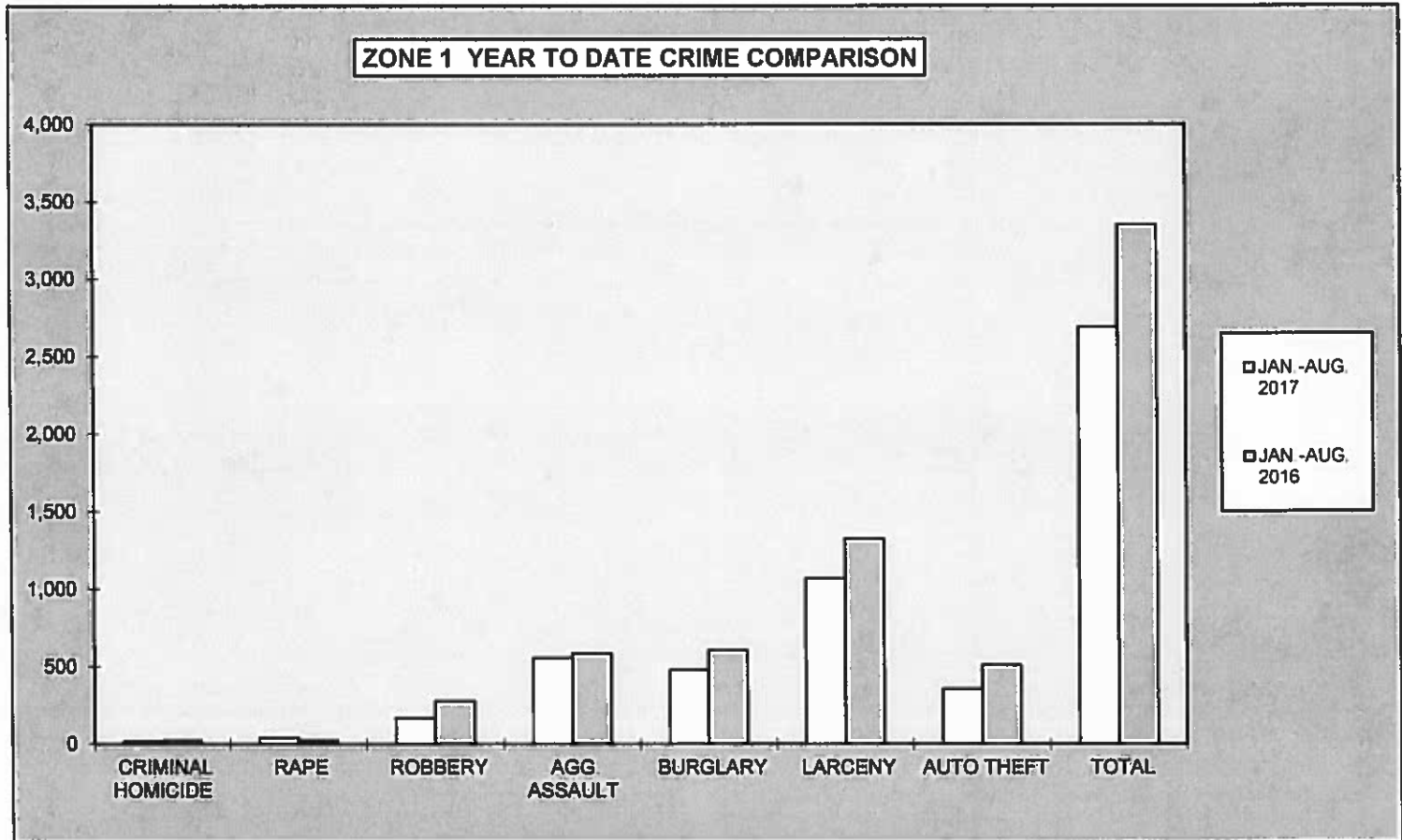
**2017  
MONTHLY CRIME COMPARISON**

<b>ZONE 1</b>				
<b>CRIME</b>	<b>AUG. 2017</b>	<b>AUG. 2016</b>	<b># DIFFERENCE</b>	<b>% DIFFERENCE</b>
CRIMINAL HOMICIDE	1	1	0	0%
RAPE	5	8	-3	-38%
ROBBERY	17	29	-12	-41%
AGG. ASSAULT	70	102	-32	-31%
BURGLARY	77	85	-8	-9%
RESIDENCE	68	64	4	6%
NON-RESIDENCE	9	21	-12	-57%
LARCENY	158	172	-14	-8%
POCKETPICKING	0	0	0	0%
PURSE SNATCHING	6	6	0	0%
SHOPLIFTING	26	32	-6	-19%
FROM MOTOR VEHICLES	66	78	-12	-15%
MOTOR VEH. PARTS/ACCESSORIES	17	15	2	13%
BICYCLES	1	0	1	100%
FROM BUILDINGS	18	17	1	6%
FROM COIN OPERATED MACHINES	0	0	0	0%
ALL OTHER	24	24	0	0%
AUTO THEFT	42	78	-36	-46%
<b>TOTAL</b>	<b>370</b>	<b>475</b>	<b>-105</b>	<b>-22%</b>



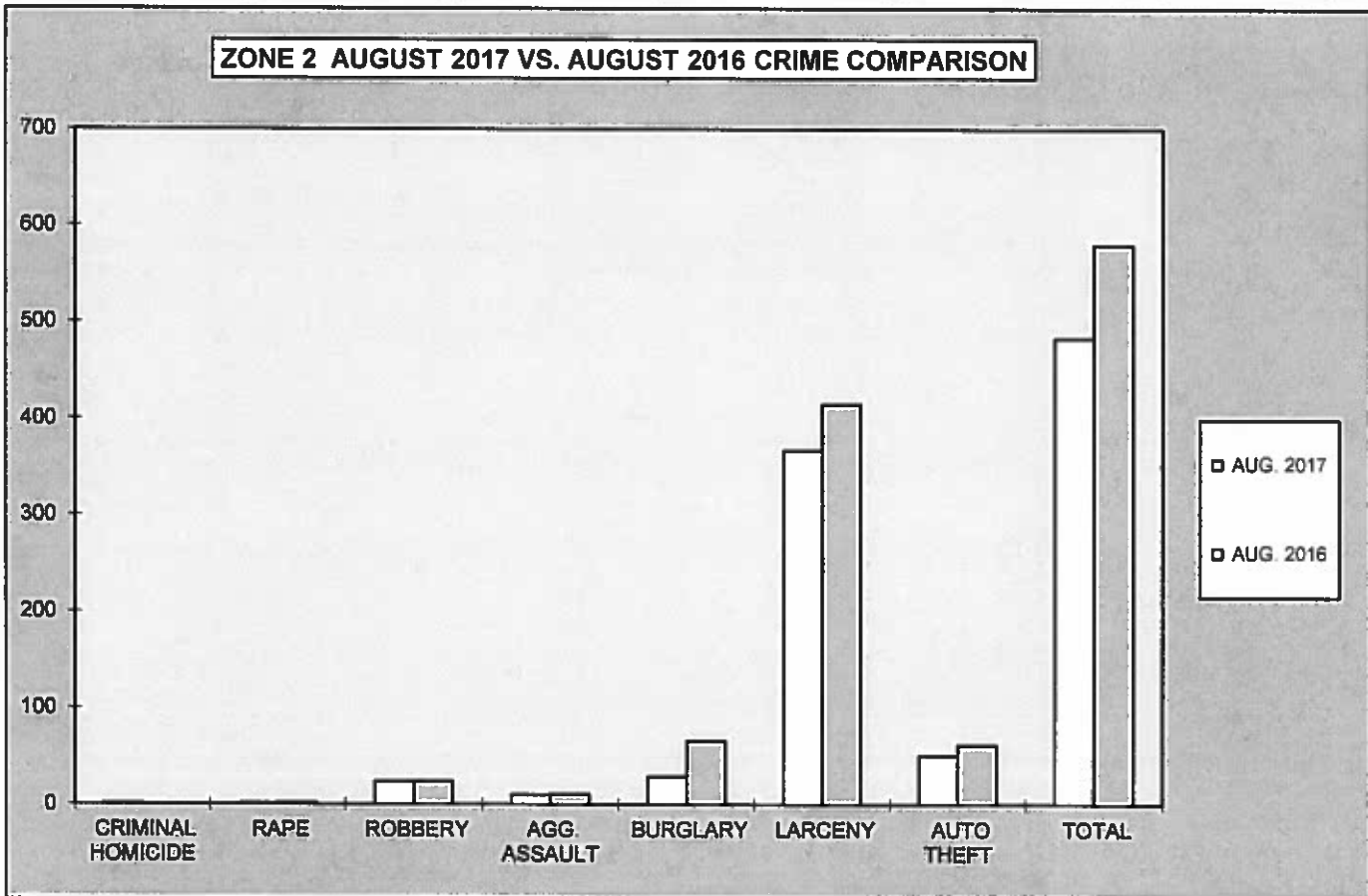
**2017  
YEAR TO DATE CRIME COMPARISON**

<b>ZONE 1</b>					
<b>CRIME</b>	<b>JAN -AUG. 2017</b>	<b>JAN -AUG. 2016</b>	<b># DIFFERENCE</b>	<b>% DIFFERENCE</b>	
CRIMINAL HOMICIDE	15	21	-6	-29%	
RAPE	41	24	17	71%	
ROBBERY	170	276	-106	-38%	
AGG. ASSAULT	558	586	-28	-5%	
BURGLARY	479	608	-129	-21%	
RESIDENCE	411	534	-123	-23%	
NON-RESIDENCE	68	74	-6	-8%	
LARCENY	1,068	1,324	-256	-19%	
POCKETPICKING	1	5	-4	-80%	
PURSE SNATCHING	31	34	-3	-9%	
SHOPLIFTING	154	224	-70	-31%	
FROM MOTOR VEHICLES	451	618	-167	-27%	
MOTOR VEH. PARTS/ACCESSORIES	122	137	-15	-11%	
BICYCLES	4	5	-1	-20%	
FROM BUILDINGS	111	105	6	6%	
FROM COIN OPERATED MACHINES	3	3	0	0%	
ALL OTHER	191	193	-2	-1%	
AUTO THEFT	356	512	-156	-30%	
<b>TOTAL</b>	<b>2,687</b>	<b>3,351</b>	<b>-664</b>	<b>-20%</b>	



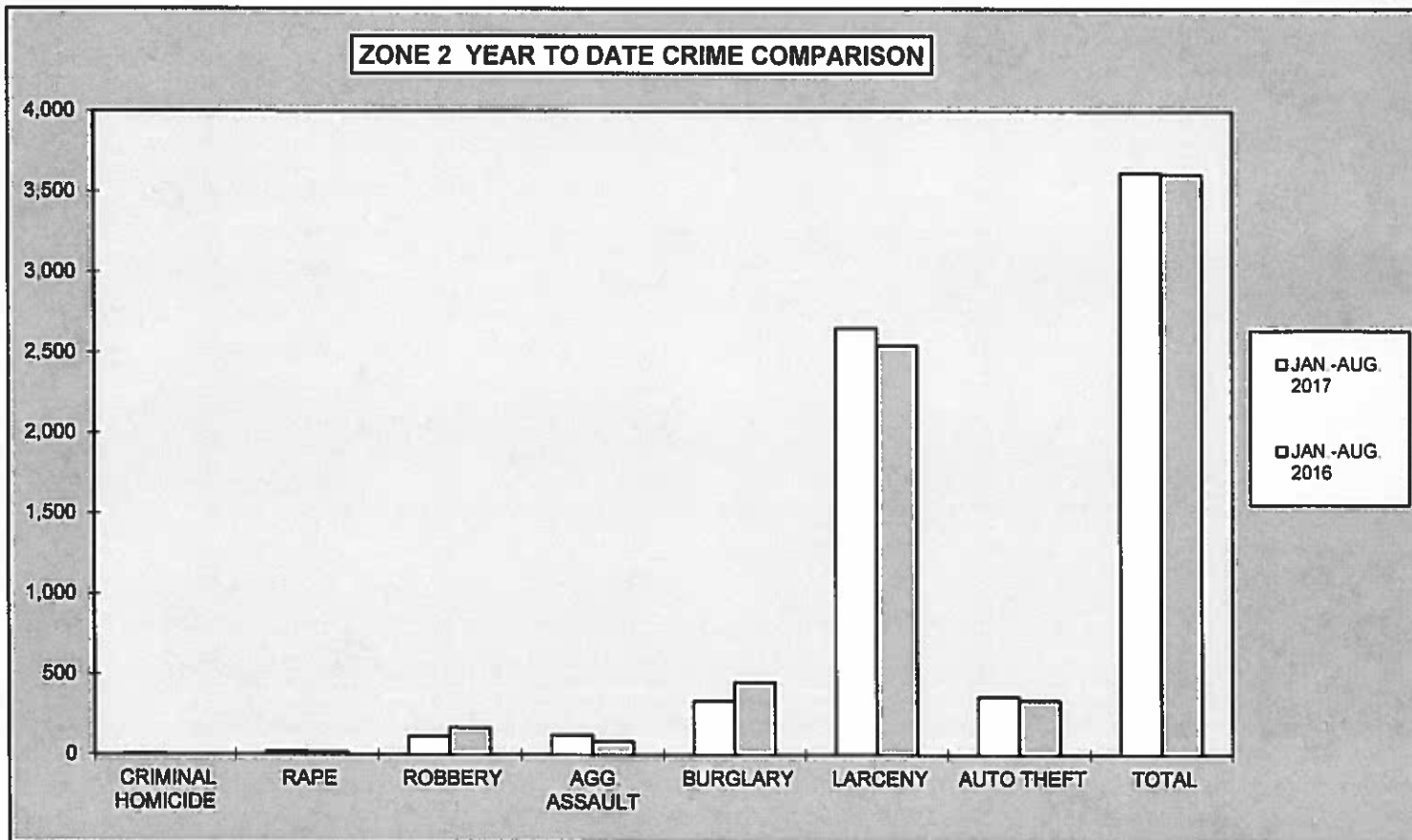
**2017  
MONTHLY CRIME COMPARISON**

<b>ZONE 2</b>				
<b>CRIME</b>	<b>AUG. 2017</b>	<b>AUG. 2016</b>	<b># DIFFERENCE</b>	<b>% DIFFERENCE</b>
CRIMINAL HOMICIDE	1	0	1	100%
RAPE	1	2	-1	-50%
ROBBERY	24	24	0	0%
AGG. ASSAULT	10	11	-1	-9%
BURGLARY	29	66	-37	-56%
RESIDENCE	21	45	-24	-53%
NON-RESIDENCE	8	21	-13	-62%
LARCENY	367	415	-48	-12%
POCKETPICKING	2	1	1	100%
PURSE SNATCHING	3	2	1	50%
SHOPLIFTING	78	65	13	20%
FROM MOTOR VEHICLES	218	258	-40	-16%
MOTOR VEH. PARTS/ACCESSORIES	8	21	-13	-62%
BICYCLES	1	3	-2	-67%
FROM BUILDINGS	18	34	-16	-47%
FROM COIN OPERATED MACHINES	0	0	0	0%
ALL OTHER	39	31	8	26%
AUTO THEFT	51	62	-11	-18%
<b>TOTAL</b>	<b>483</b>	<b>580</b>	<b>-97</b>	<b>-17%</b>



**2017  
YEAR TO DATE CRIME COMPARISON**

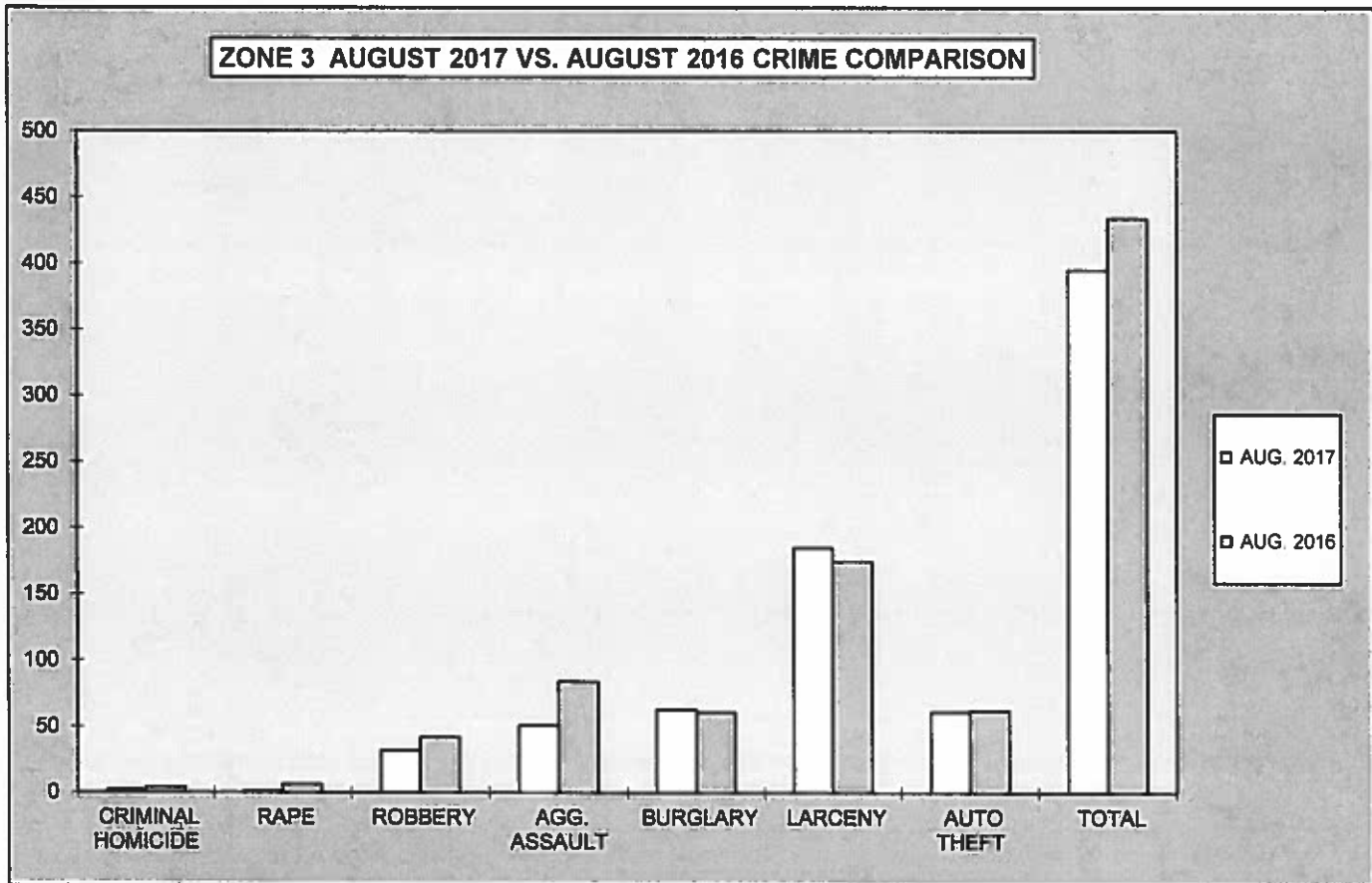
<b>ZONE 2</b>				
<b>CRIME</b>	<b>JAN -AUG. 2017</b>	<b>JAN -AUG. 2016</b>	<b># DIFFERENCE</b>	<b>% DIFFERENCE</b>
CRIMINAL HOMICIDE	6	2	4	200%
RAPE	21	15	6	40%
ROBBERY	115	168	-53	-32%
AGG. ASSAULT	124	82	42	51%
BURGLARY	336	454	-118	-26%
RESIDENCE	217	297	-80	-27%
NON-RESIDENCE	119	157	-38	-24%
LARCENY	2,654	2,549	105	4%
POCKETPICKING	24	8	16	200%
PURSE SNATCHING	13	16	-3	-19%
SHOPLIFTING	591	611	-20	-3%
FROM MOTOR VEHICLES	1,419	1,318	101	8%
MOTOR VEH. PARTS/ACCESSORIES	79	116	-37	-32%
BICYCLES	25	24	1	4%
FROM BUILDINGS	215	221	-6	-3%
FROM COIN OPERATED MACHINES	0	0	0	0%
ALL OTHER	288	235	53	23%
AUTO THEFT	362	340	22	6%
<b>TOTAL</b>	<b>3,618</b>	<b>3,610</b>	<b>8</b>	<b>0%</b>





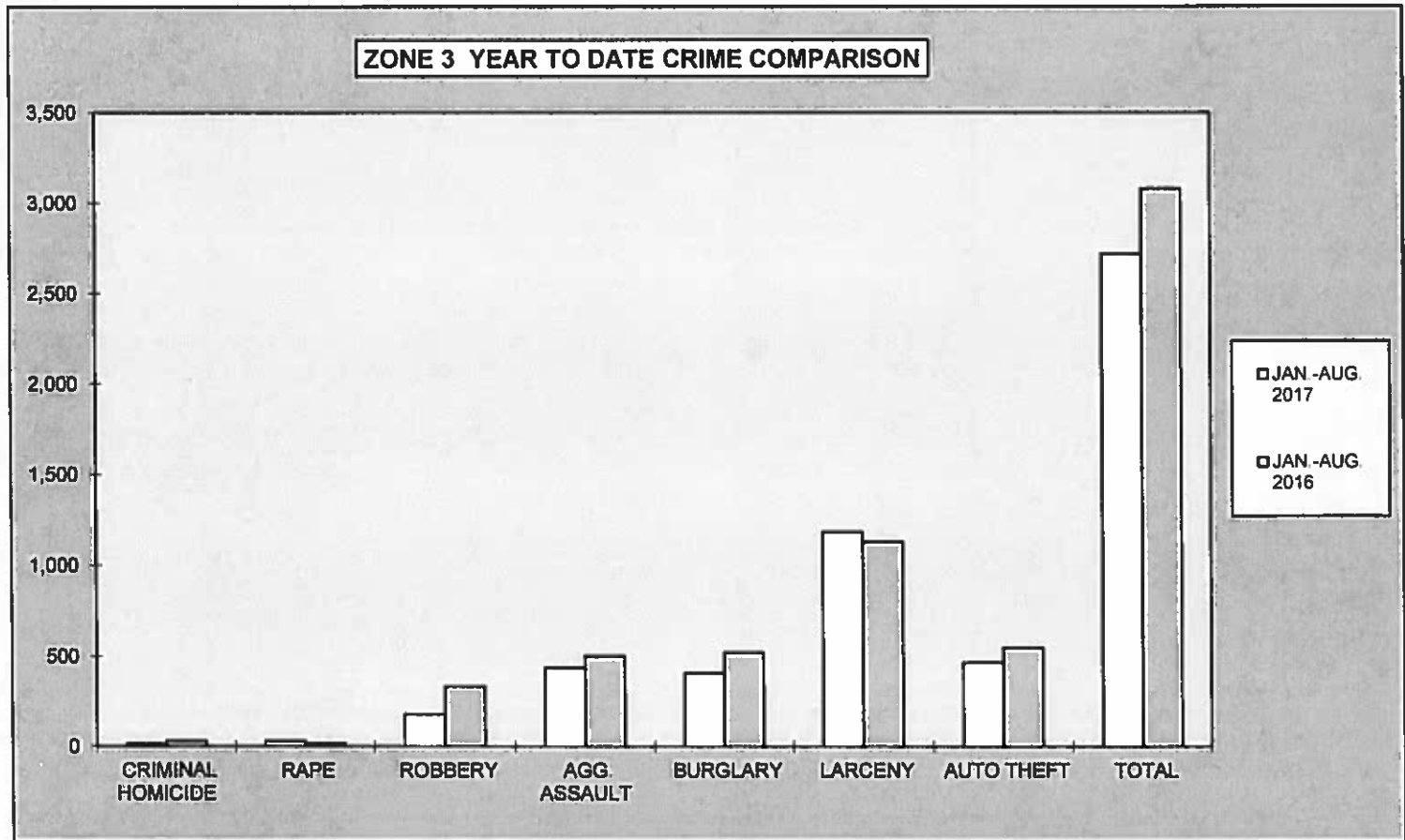
**2017  
MONTHLY CRIME COMPARISON**

<b>ZONE 3</b>					
<b>CRIME</b>	<b>AUG. 2017</b>	<b>AUG. 2016</b>	<b># DIFFERENCE</b>	<b>% DIFFERENCE</b>	
CRIMINAL HOMICIDE	2	4	-2	-50%	
RAPE	1	6	-5	-83%	
ROBBERY	32	42	-10	-24%	
AGG. ASSAULT	51	84	-33	-39%	
BURGLARY	63	61	2	3%	
RESIDENCE	41	53	-12	-23%	
NON-RESIDENCE	22	8	14	175%	
LARCENY	185	175	10	6%	
POCKETPICKING	1	0	1	100%	
PURSE SNATCHING	1	5	-4	-80%	
SHOPLIFTING	15	18	-3	-17%	
FROM MOTOR VEHICLES	96	88	8	9%	
MOTOR VEH. PARTS/ACCESSORIES	18	13	5	38%	
BICYCLES	2	2	0	0%	
FROM BUILDINGS	11	14	-3	-21%	
FROM COIN OPERATED MACHINES	0	1	-1	-100%	
ALL OTHER	41	34	7	21%	
AUTO THEFT	61	62	-1	-2%	
<b>TOTAL</b>	<b>395</b>	<b>434</b>	<b>-39</b>	<b>-9%</b>	



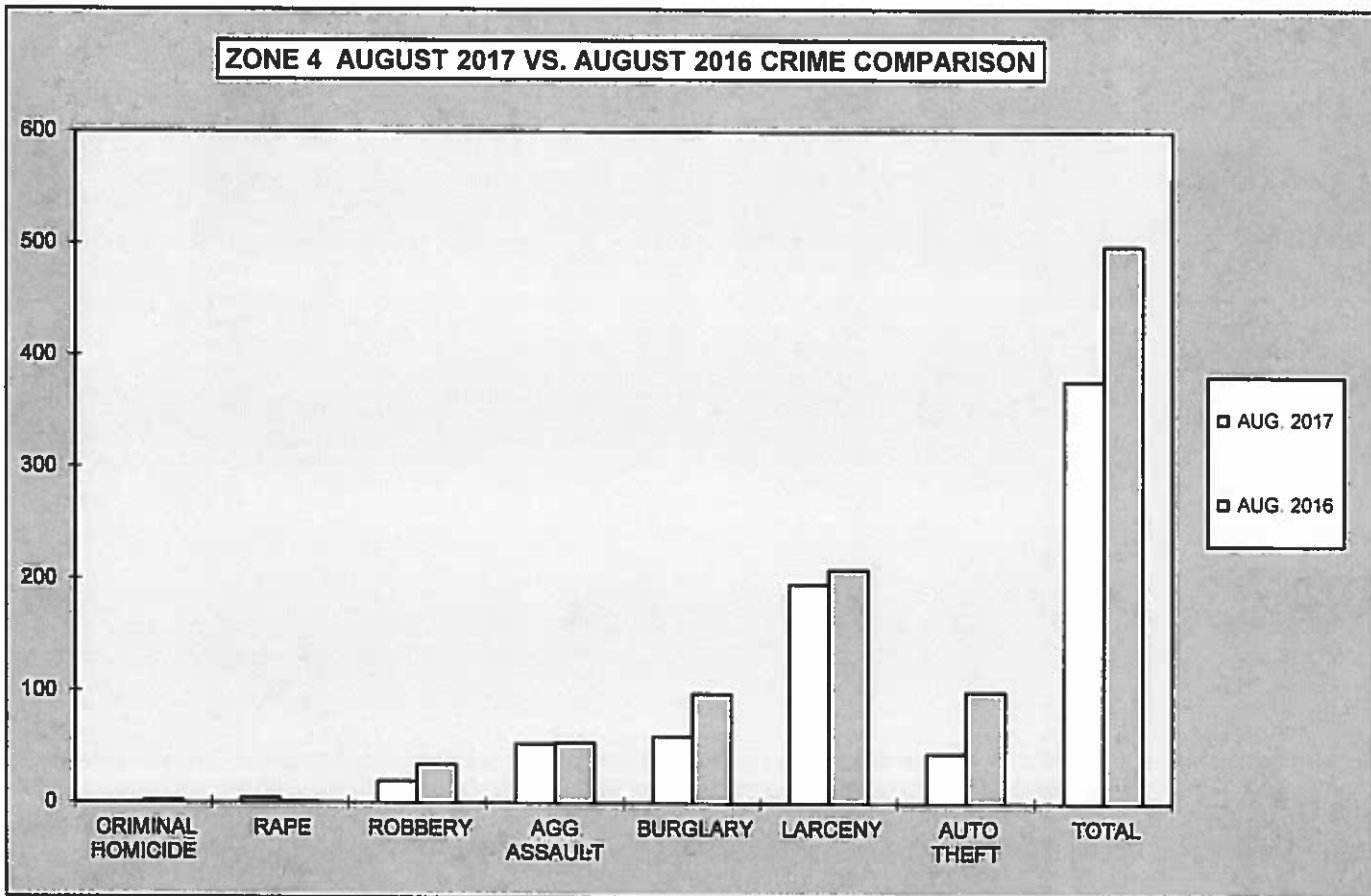
**2017  
YEAR TO DATE CRIME COMPARISON**

<b>ZONE 3</b>				
<b>CRIME</b>	<b>JAN.-AUG. 2017</b>	<b>JAN.-AUG. 2016</b>	<b># DIFFERENCE</b>	<b>% DIFFERENCE</b>
CRIMINAL HOMICIDE	14	31	-17	-55%
RAPE	33	18	15	83%
ROBBERY	179	334	-155	-46%
AGG. ASSAULT	437	501	-64	-13%
BURGLARY	407	521	-114	-22%
RESIDENCE	317	440	-123	-28%
NON-RESIDENCE	90	81	9	11%
LARCENY	1,187	1,129	58	5%
POCKETPICKING	2	2	0	0%
PURSE SNATCHING	18	27	-9	-33%
SHOPLIFTING	96	133	-37	-28%
FROM MOTOR VEHICLES	576	528	48	9%
MOTOR VEH. PARTS/ACCESSORIES	132	128	4	3%
BICYCLES	10	10	0	0%
FROM BUILDINGS	100	91	9	10%
FROM COIN OPERATED MACHINES	1	9	-8	-89%
ALL OTHER	252	201	51	25%
AUTO THEFT	465	546	-81	-15%
<b>TOTAL</b>	<b>2,722</b>	<b>3,080</b>	<b>-358</b>	<b>-12%</b>



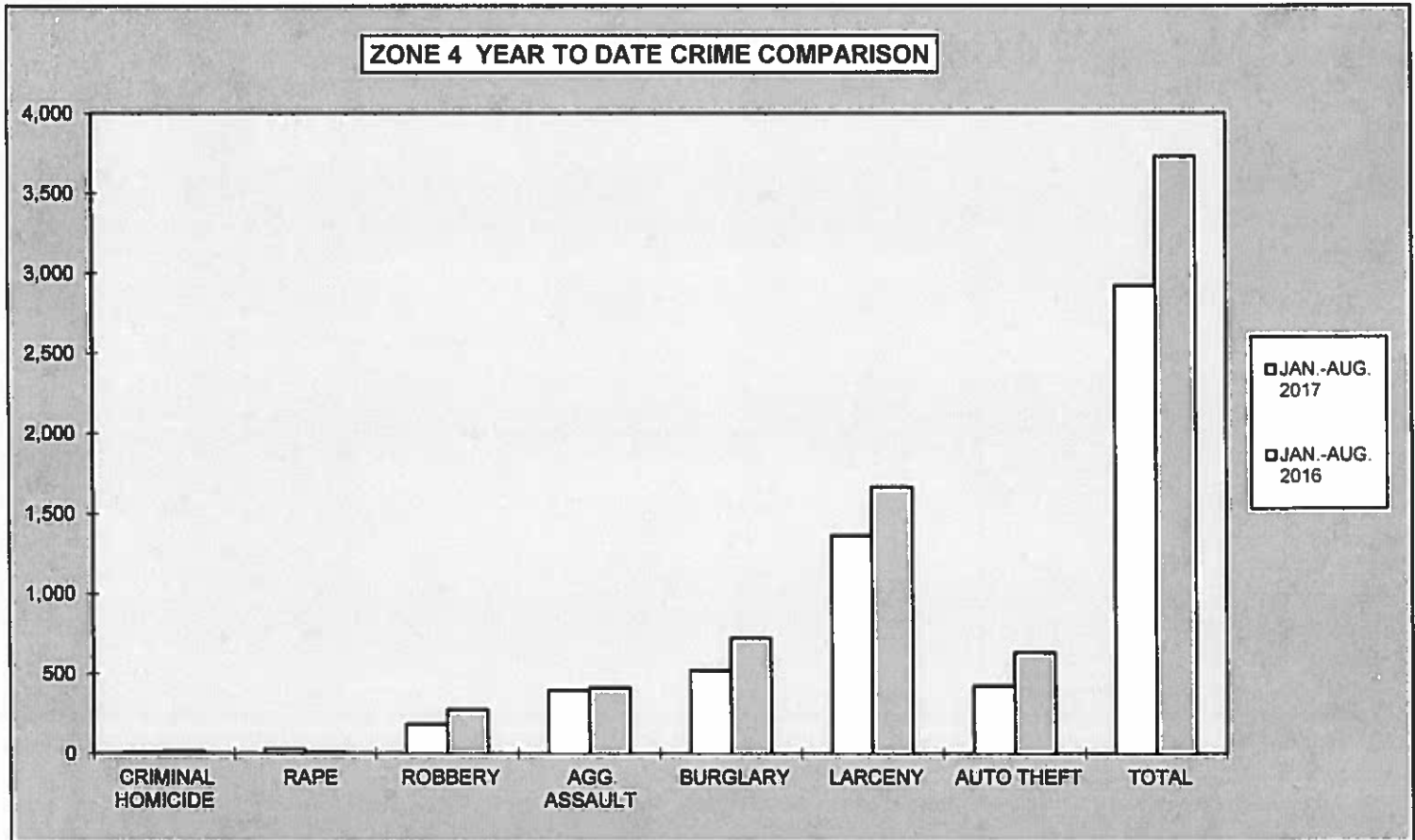
**2017  
MONTHLY CRIME COMPARISON**

<b>ZONE 4</b>				
<b>CRIME</b>	<b>AUG. 2017</b>	<b>AUG. 2016</b>	<b># DIFFERENCE</b>	<b>% DIFFERENCE</b>
CRIMINAL HOMICIDE	0	2	-2	-100%
RAPE	4	1	3	300%
ROBBERY	19	34	-15	-44%
AGG. ASSAULT	53	54	-1	-2%
BURGLARY	60	98	-38	-39%
RESIDENCE	52	78	-26	-33%
NON-RESIDENCE	8	20	-12	-60%
LARCENY	196	209	-13	-6%
POCKETPICKING	0	0	0	0%
PURSE SNATCHING	9	2	7	350%
SHOPLIFTING	26	45	-19	-42%
FROM MOTOR VEHICLES	111	112	-1	-1%
MOTOR VEH. PARTS/ACCESSORIES	11	15	-4	-27%
BICYCLES	1	1	0	0%
FROM BUILDINGS	10	10	0	0%
FROM COIN OPERATED MACHINES	0	0	0	0%
ALL OTHER	28	24	4	17%
AUTO THEFT	45	100	-55	-55%
<b>TOTAL</b>	<b>377</b>	<b>498</b>	<b>-121</b>	<b>-24%</b>



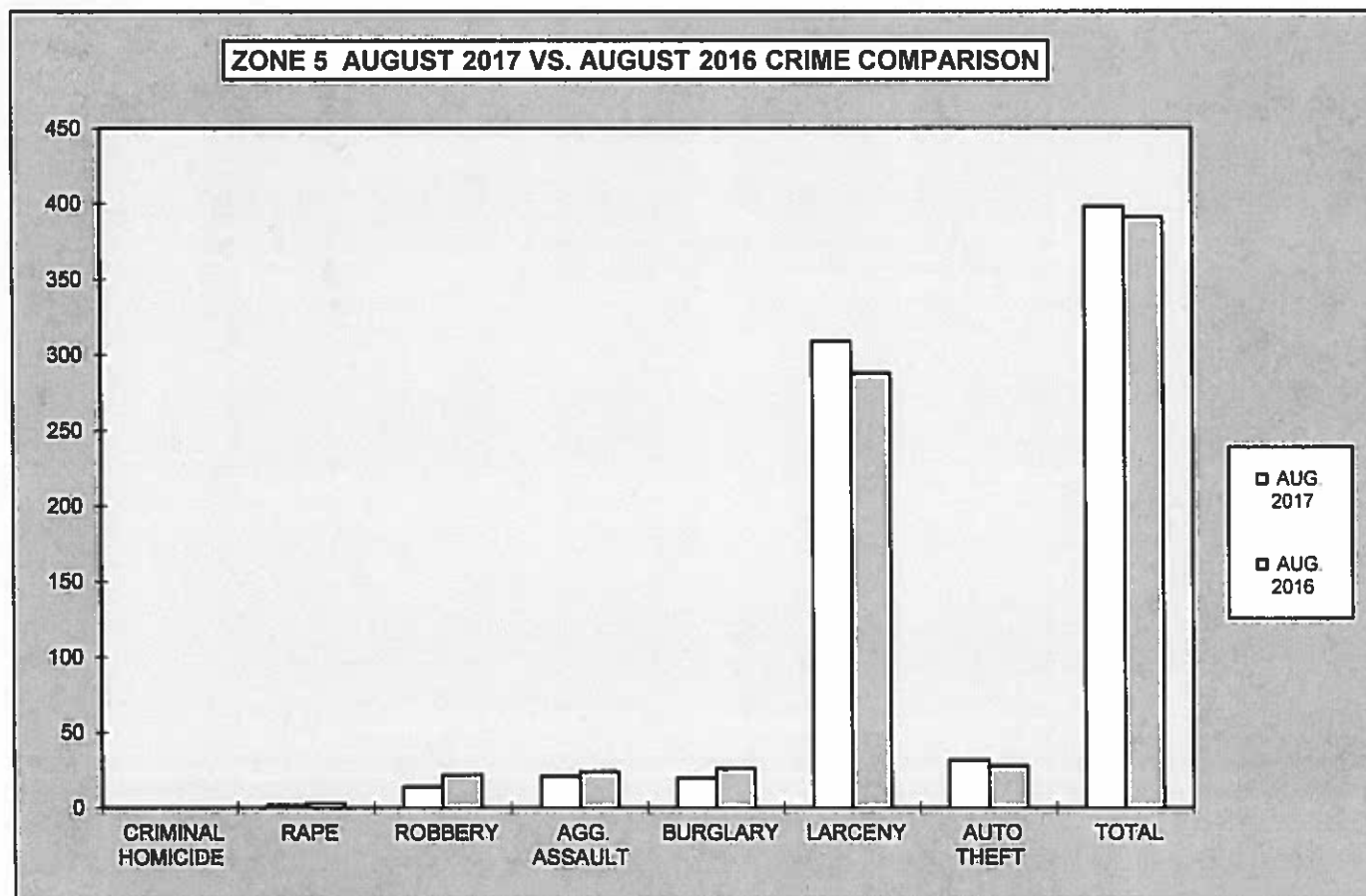
**2017  
YEAR TO DATE CRIME COMPARISON**

<b>ZONE 4</b>				
<b>CRIME</b>	<b>JAN.-AUG. 2017</b>	<b>JAN.-AUG. 2016</b>	<b># DIFFERENCE</b>	<b>% DIFFERENCE</b>
CRIMINAL HOMICIDE	8	14	-6	-43%
RAPE	28	7	21	300%
ROBBERY	183	274	-91	-33%
AGG. ASSAULT	396	413	-17	-4%
BURGLARY	522	723	-201	-28%
RESIDENCE	423	602	-179	-30%
NON-RESIDENCE	99	121	-22	-18%
LARCENY	1,363	1,666	-303	-18%
POCKETPICKING	4	12	-8	-67%
PURSE SNATCHING	39	36	3	8%
SHOPLIFTING	191	271	-80	-30%
FROM MOTOR VEHICLES	692	869	-177	-20%
MOTOR VEH. PARTS/ACCESSORIES	81	110	-29	-26%
BICYCLES	11	10	1	10%
FROM BUILDINGS	96	134	-38	-28%
FROM COIN OPERATED MACHINES	1	7	-6	-86%
ALL OTHER	248	217	31	14%
AUTO THEFT	423	632	-209	-33%
<b>TOTAL</b>	<b>2,923</b>	<b>3,729</b>	<b>-806</b>	<b>-22%</b>



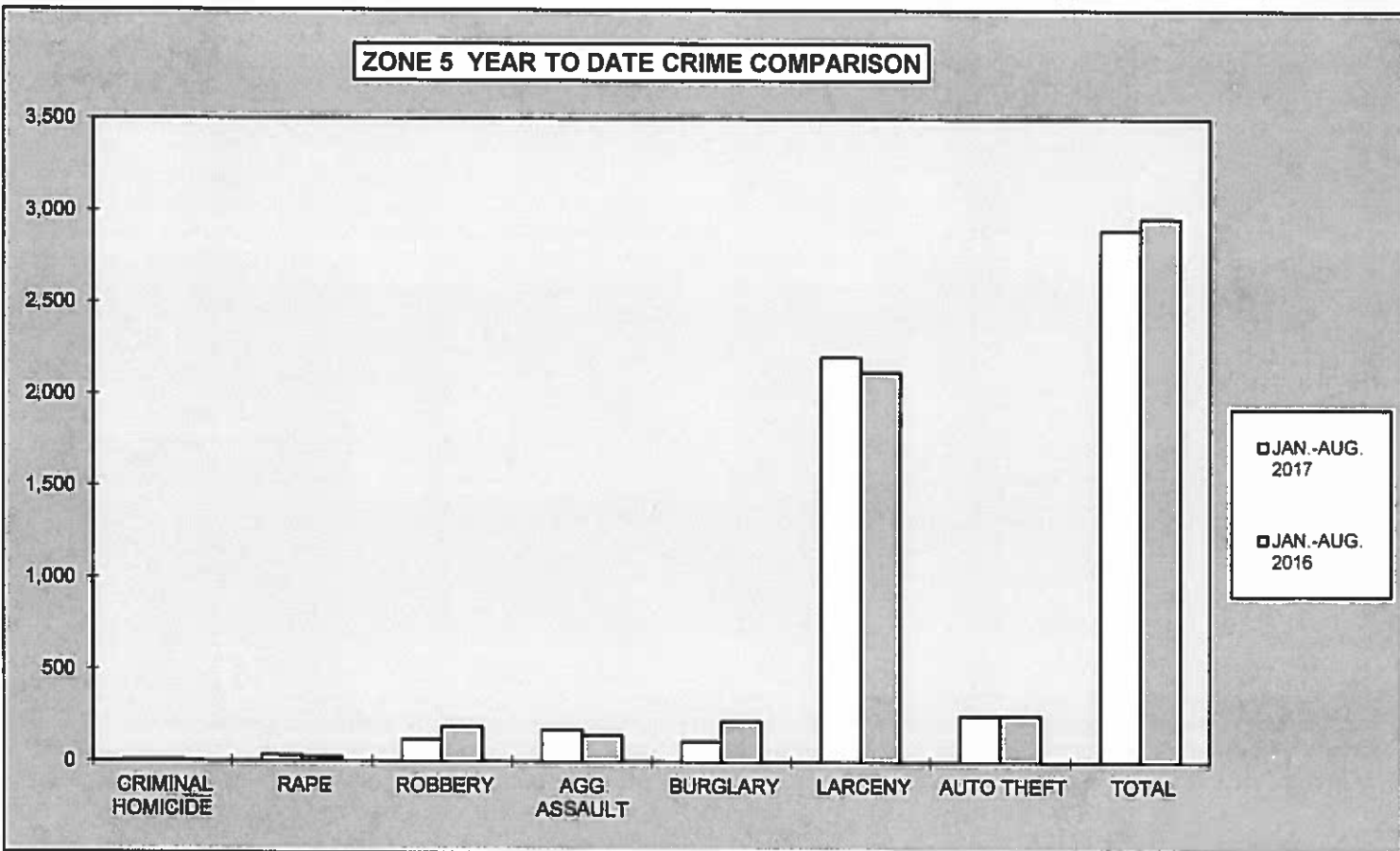
**2017  
MONTHLY CRIME COMPARISON**

<b>ZONE 5</b>				
<b>CRIME</b>	<b>AUG. 2017</b>	<b>AUG. 2016</b>	<b># DIFFERENCE</b>	<b>% DIFFERENCE</b>
CRIMINAL HOMICIDE	0	0	0	0%
RAPE	2	3	-1	-33%
ROBBERY	14	22	-8	-36%
AGG. ASSAULT	21	24	-3	-13%
BURGLARY	20	26	-6	-23%
RESIDENCE	12	14	-2	-14%
NON-RESIDENCE	8	12	-4	-33%
LARCENY	309	288	21	7%
POCKETPICKING	2	3	-1	-33%
PURSE SNATCHING	5	3	2	67%
SHOPLIFTING	24	24	0	0%
FROM MOTOR VEHICLES	174	183	-9	-5%
MOTOR VEH. PARTS/ACCESSORIES	18	6	12	200%
BICYCLES	9	7	2	29%
FROM BUILDINGS	48	38	10	26%
FROM COIN OPERATED MACHINES	1	2	-1	-50%
ALL OTHER	28	22	6	27%
AUTO THEFT	32	28	4	14%
<b>TOTAL</b>	<b>398</b>	<b>391</b>	<b>7</b>	<b>2%</b>



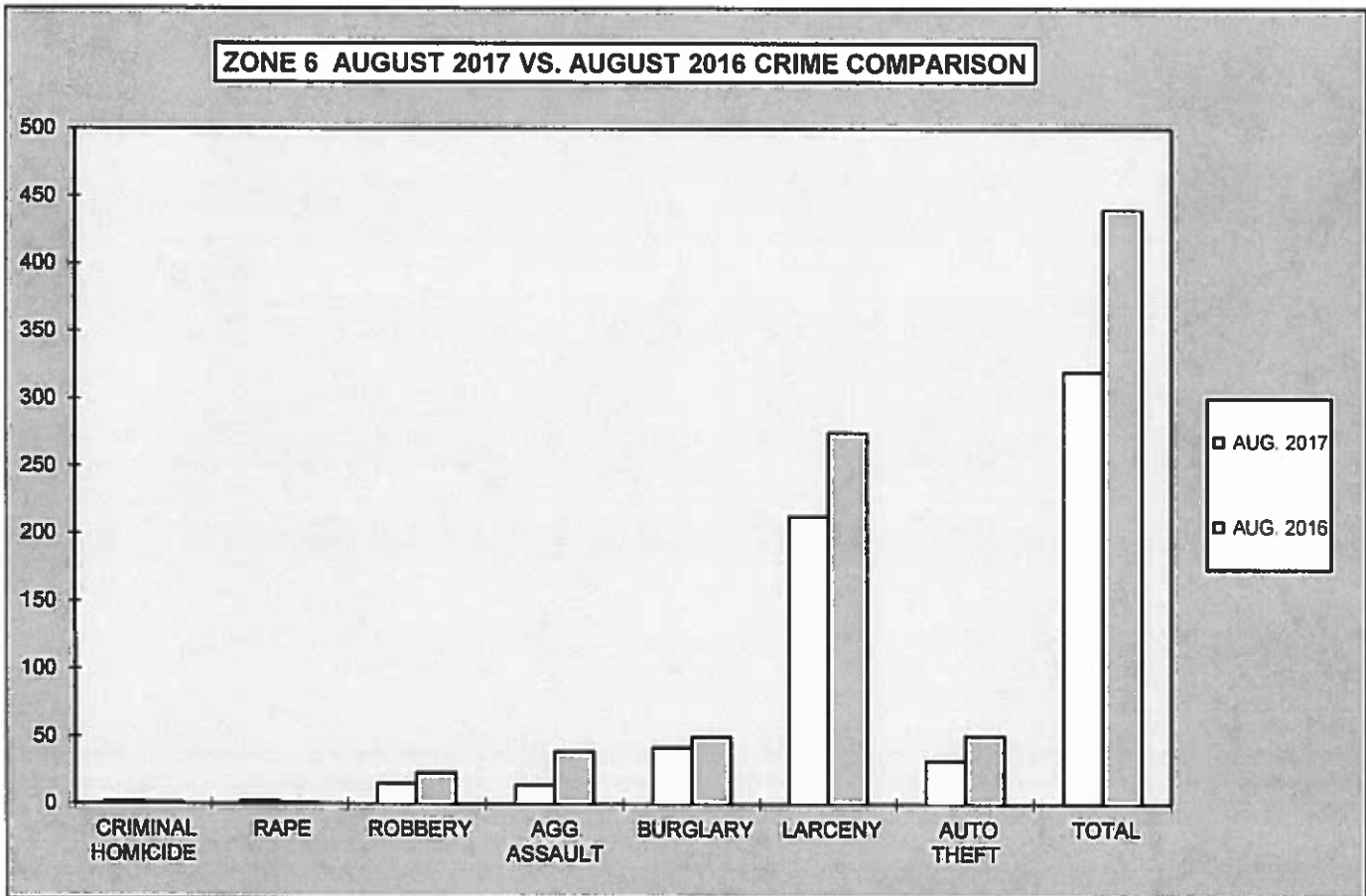
**2017  
YEAR TO DATE CRIME COMPARISON**

<b>ZONE 5</b>				
<b>CRIME</b>	<b>JAN.-AUG. 2017</b>	<b>JAN.-AUG. 2016</b>	<b># DIFFERENCE</b>	<b>% DIFFERENCE</b>
CRIMINAL HOMICIDE	5	4	1	25%
RAPE	33	23	10	43%
ROBBERY	119	188	-69	-37%
AGG. ASSAULT	172	144	28	19%
BURGLARY	110	221	-111	-50%
RESIDENCE	56	115	-59	-51%
NON-RESIDENCE	54	106	-52	-49%
LARCENY	2,205	2,126	79	4%
POCKETPICKING	14	14	0	0%
PURSE SNATCHING	32	43	-11	-26%
SHOPLIFTING	196	208	-12	-6%
FROM MOTOR VEHICLES	1,322	1,237	85	7%
MOTOR VEH. PARTS/ACCESSORIES	80	100	-20	-20%
BICYCLES	49	69	-20	-29%
FROM BUILDINGS	307	282	25	9%
FROM COIN OPERATED MACHINES	2	4	-2	-50%
ALL OTHER	203	169	34	20%
AUTO THEFT	251	254	-3	-1%
<b>TOTAL</b>	<b>2,895</b>	<b>2,960</b>	<b>-65</b>	<b>-2%</b>



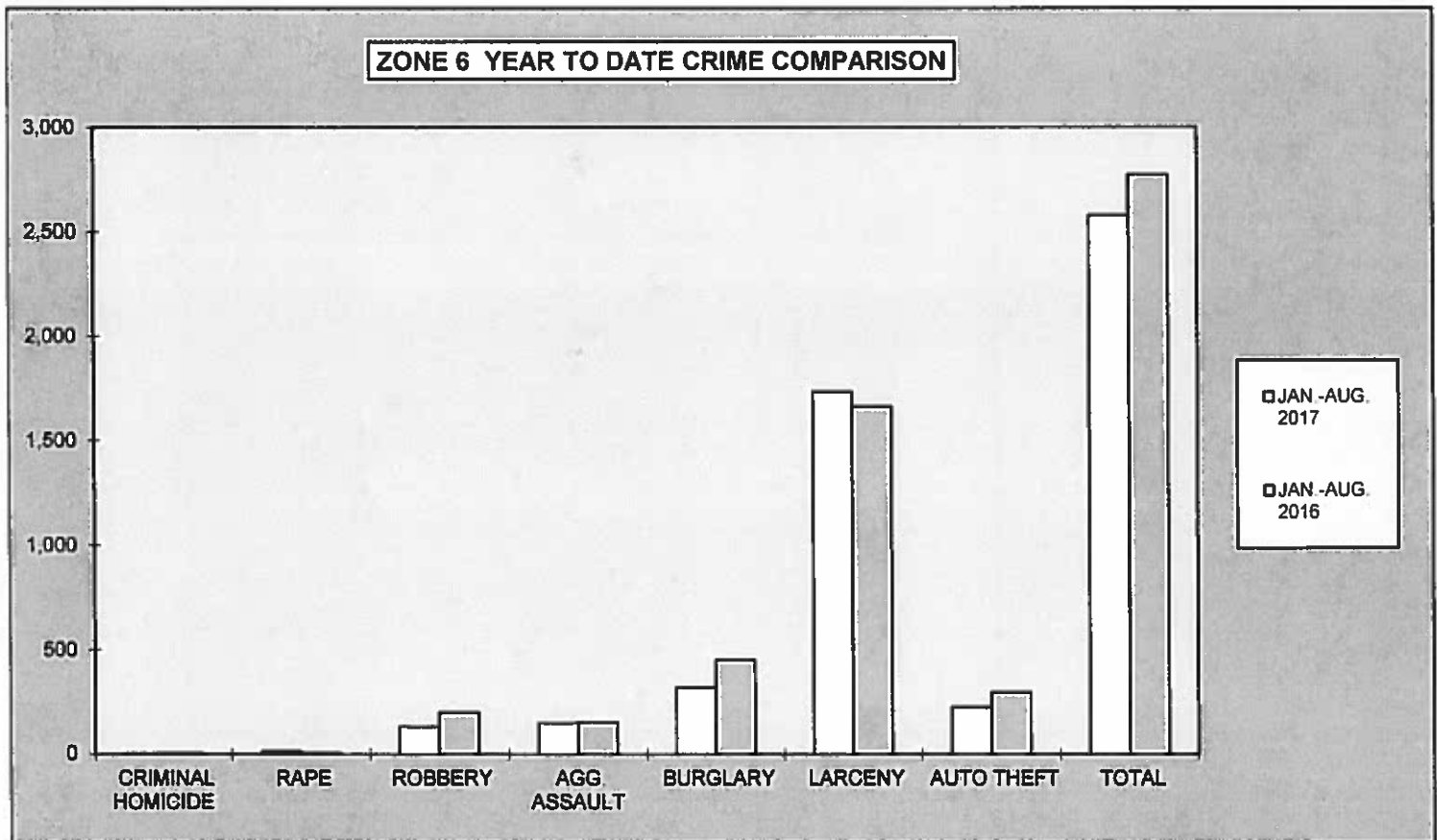
**2017  
MONTHLY CRIME COMPARISON**

<b>ZONE 6</b>				
<b>CRIME</b>	<b>AUG. 2017</b>	<b>AUG. 2016</b>	<b># DIFFERENCE</b>	<b>% DIFFERENCE</b>
CRIMINAL HOMICIDE	2	1	1	100%
RAPE	2	1	1	100%
ROBBERY	15	23	-8	-35%
AGG. ASSAULT	14	39	-25	-64%
BURGLARY	42	50	-8	-16%
RESIDENCE	34	39	-5	-13%
NON-RESIDENCE	8	11	-3	-27%
<b>LARCENY</b>	<b>213</b>	<b>275</b>	<b>-62</b>	<b>-23%</b>
POCKETPICKING	2	1	1	100%
PURSE SNATCHING	3	4	-1	-25%
SHOPLIFTING	50	41	9	22%
FROM MOTOR VEHICLES	92	161	-69	-43%
MOTOR VEH. PARTS/ACCESSORIES	5	9	-4	-44%
BICYCLES	13	12	1	8%
FROM BUILDINGS	13	17	-4	-24%
FROM COIN OPERATED MACHINES	0	0	0	0%
ALL OTHER	35	30	5	17%
<b>AUTO THEFT</b>	<b>32</b>	<b>51</b>	<b>-19</b>	<b>-37%</b>
<b>TOTAL</b>	<b>320</b>	<b>440</b>	<b>-120</b>	<b>-27%</b>



**2017  
YEAR TO DATE CRIME COMPARISON**

<b>ZONE 6</b>				
<b>CRIME</b>	<b>JAN -AUG. 2017</b>	<b>JAN -AUG. 2016</b>	<b># DIFFERENCE</b>	<b>% DIFFERENCE</b>
CRIMINAL HOMICIDE	4	5	-1	-20%
RAPE	14	7	7	100%
ROBBERY	132	200	-68	-34%
AGG. ASSAULT	150	154	-4	-3%
BURGLARY	320	450	-130	-29%
RESIDENCE	239	337	-98	-29%
NON-RESIDENCE	81	113	-32	-28%
LARCENY	1,733	1,661	72	4%
POCKETPICKING	6	5	1	20%
PURSE SNATCHING	17	25	-8	-32%
SHOPLIFTING	318	282	36	13%
FROM MOTOR VEHICLES	937	896	41	5%
MOTOR VEH. PARTS/ACCESSORIES	51	76	-25	-33%
BICYCLES	69	87	-18	-21%
FROM BUILDINGS	93	109	-16	-15%
FROM COIN OPERATED MACHINES	2	2	0	0%
ALL OTHER	240	179	61	34%
AUTO THEFT	225	298	-73	-24%
<b>TOTAL</b>	<b>2,578</b>	<b>2,775</b>	<b>-197</b>	<b>-7%</b>

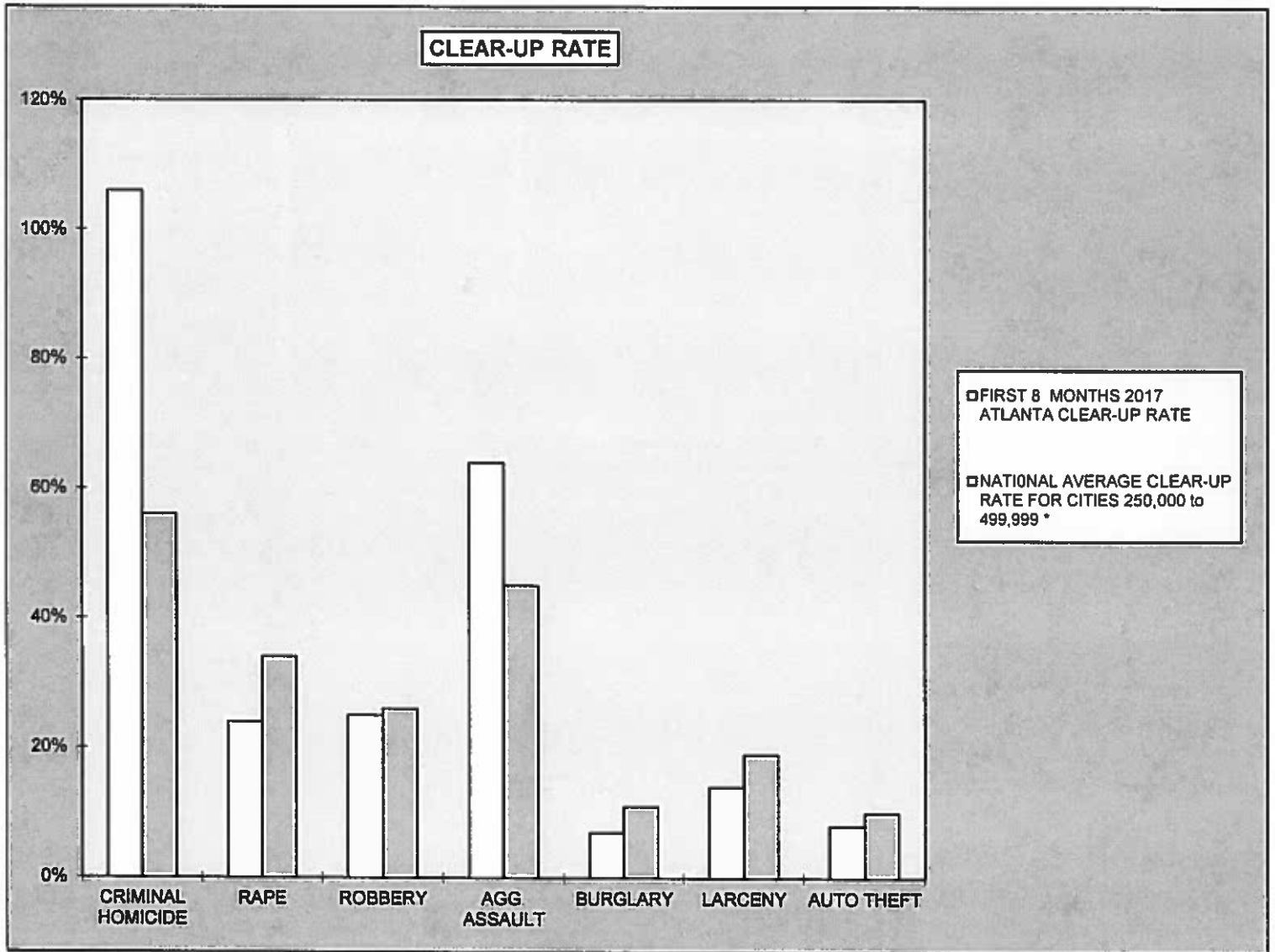




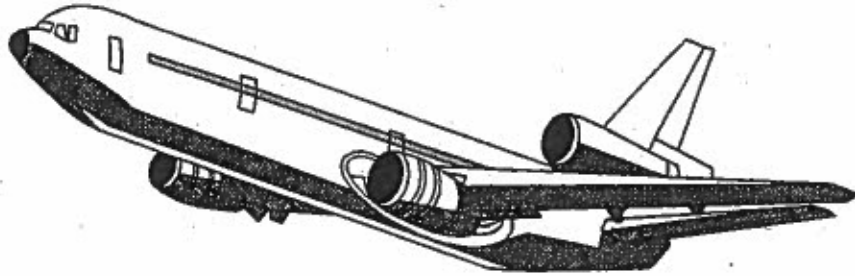
**2017  
CRIME COMPARISON  
CLEAR-UP RATE**

<b>CRIME</b>	<b>FIRST 8 MONTHS 2017 ATLANTA CLEAR-UP RATE</b>	<b>NATIONAL AVERAGE CLEAR-UP RATE FOR CITIES 250,000 to 499,999 *</b>
CRIMINAL HOMICIDE	106%	56%
RAPE	24%	34%
ROBBERY	25%	26%
AGG. ASSAULT	64%	45%
BURGLARY	7%	11%
LARCENY	14%	19%
AUTO THEFT	8%	10%

\* National Average for Cities 250,000 to 499,999 Based on Latest Annual (2015) FBI Uniform Crime Report



# APD



The Atlanta Airport  
UNIFORM CRIME REPORTING



AUGUST 2017

SUPPORT SERVICES DIVISION  
INFORMATION SERVICES SECTION

**RETURN A - MONTHLY RETURN OF OFFENSES KNOWN TO THE POLICE**

This report is authorized by law Title 28, Section 534, U. S. Code. While you are not required to respond, your cooperation in forwarding this report by the 7th day after the close of the month to Uniform Crime Reports, Federal Bureau of Investigation, Washington, D.C. 20535, will assist in compiling comprehensive, accurate national crime figures on a timely basis.

1-720b (Rev. 8-30-94)  
OMB No. 1110-0001

1	2	3	4	5	6
CLASSIFICATION OF OFFENSES	OFFENSES REPORTED OR KNOWN TO POLICE (INCLUDE "UNFOUNDED" AND ATTEMPTS)	UNFOUNDED, I.E., FALSE OR BASELESS COMPLAINTS	NUMBER OF ACTUAL OFFENSES (COLUMN 2 MINUS COLUMN 3) INCLUDE ATTEMPTS	TOTAL OFFENSES CLEARED BY ARREST OR EXCEPTIONAL MEANS (INCLUDES COL. 6)	NUMBER OF CLEARANCES INVOLVING ONLY PERSONS UNDER 18 YEARS OF AGE
1. CRIMINAL HOMICIDE					
a. MURDER AND NONNEGLIGENT HOMICIDE	11	0	0	0	0
b. MANSLAUGHTER BY NEGLIGENCE	12				
2. FORCIBLE RAPE TOTAL	20	0	0	0	0
a. Rape by Force	21	0	0	0	0
b. Attempts to commit Forcible Rape	22	0	0	0	0
3. ROBBERY TOTAL	30	0	0	0	0
a. Firearm	31	0	0	0	0
b. Knife or Cutting Instrument	32	0	0	0	0
c. Other Dangerous Weapon	33	0	0	0	0
d. Strong-Arm (Hands, Fists, Feet, etc.)	34	0	0	0	0
4. ASSAULT TOTAL	40	11	0	11	2
a. Firearm	41	1	0	1	0
b. Knife or cutting instrument	42	0	0	0	0
c. Other Dangerous Weapon	43	0	0	0	0
d. Strong-Arm	44	0	0	0	0
e. Other Assaults - Simple, Not Aggravated	45	10	0	10	2
5. BURGLARY TOTAL	50	1	0	1	1
a. Forcible Entry	51	0	0	0	0
b. Unlawful Entry - No Force	52	1	0	1	1
c. Attempted Forcible Entry	53	0	0	0	0
6. LARCENY THEFT TOTAL (except Motor Vehicle Theft)	60	23	0	23	3
7. MOTOR VEHICLE THEFT TOTAL	70	17	0	17	1
a. Autos	71	16	0	16	0
b. Trucks and Buses	72	0	0	0	0
c. Other Vehicles	73	1	0	1	1
GRAND TOTAL	77	52	0	52	7

CHECKING ANY OF THE APPROPRIATE BLOCKS BELOW WILL ELIMINATE YOUR NEED TO SUBMIT REPORTS WHEN THE VALUES ARE ZERO. THIS WILL ALSO AID THE NATIONAL PROGRAM IN ITS QUALITY CONTROL EFFORTS.

- NO SUPPLEMENTARY HOMICIDE REPORT SUBMITTED SINCE NO MURDERS, JUSTIFIABLE HOMICIDES, OR MANSLAUGHTER BY NEGLIGENCE OCCURRED IN THIS JURISDICTION DURING THE MONTH.
- NO SUPPLEMENT TO RETURN A REPORT SINCE NO CRIME OFFENSES OR RECOVERY OF PROPERTY REPORTED DURING THE MONTH.
- NO LAW ENFORCEMENT OFFICERS KILLED OR ASSAULTED REPORT SINCE NONE OF THE OFFICERS WERE ASSAULTED OR KILLED DURING THE MONTH.

- NO AGE, SEX, AND RACE OF PERSONS ARRESTED UNDER 18 YEARS OF AGE REPORT SINCE NO ARRESTS OF PERSONS WITHIN THIS AGE GROUP.
- NO AGE, SEX, AND RACE OF PERSONS ARRESTED 18 YEARS OF AGE AND OVER REPORT SINCE NO ARRESTS OF PERSONS WITHIN THIS AGE GROUP.
- NO MONTHLY RETURN OF ARSON OFFENSES KNOWN TO LAW ENFORCEMENT REPORT SINCE NO ARSONS OCCURRED.

DO NOT USE THIS SPACE

	INITIALS
RECORDED	
EDITED	
ENTERED	
ADJUSTED	
LOTTED	

\* TOTALS INCLUDE PREVIOUS OFFENSES

AUGUST 2017

Month and Year of Report

GA 060240X

Agency Identifier

SEPTEMBER 15, 2017

Date

ATLANTA AIRPORT POLICE - GEORGIA

Agency and State

[Signature]  
Prepared By

LIEUTENANT  
Title

[Signature]  
Chief, Commissioner, Sheriff, or Superintendent

CHIEF

## PROPERTY STOLEN BY CLASSIFICATION

CLASSIFICATION	Number of Actual (Column 4)	Offenses Return A)	Monetary Value of Property Stolen
1. MURDER AND NONNEGLIGENT MANSLAUGHTER	12	0	\$ 0.00
2. FORCIBLE RAPE	20	0	\$ 0.00
3. ROBBERY			
(a) HIGHWAY (streets, alleys, etc.)	31	0	0.00
(b) COMMERCIAL HOUSE (except c, d, and f)	32	0	0.00
(c) GAS OR SERVICE STATION	33	0	0.00
(d) CONVENIENCE STORE	34	0	0.00
(e) RESIDENCE (anywhere on premises)	35	0	0.00
(f) BANK	36	0	0.00
(g) MISCELLANEOUS	37	0	0.00
TOTAL ROBBERY	30	0	\$ 0.00
5. BURGLARY - BREAKING OR ENTERING			
(a) RESIDENCE (dwelling)			
(1) NIGHT (6 p.m. - 6 a.m.)	51	0	0.00
(2) DAY (6 a.m. - 6 p.m.)	52	0	0.00
(3) UNKNOWN	53	0	0.00
(b) NON-RESIDENCE (store, office, etc.)			
(1) NIGHT (6 p.m. - 6 a.m.)	54	0	0.00
(2) DAY (6 a.m. - 6 p.m.)	55	1	0.00
(3) UNKNOWN	56	0	0.00
TOTAL BURGLARY	50	1	\$ 0.00
6. LARCENY - THEFT (Except Motor Vehicle Theft)			
(a) \$200 AND OVER	61	9	9,299.00
(b) \$50 TO \$200	62	1	180.00
(c) UNDER \$50	63	13	17.00
TOTAL LARCENY (Same as Item 6X)	60	23	\$ 9,496
7. MOTOR VEHICLE THEFT (Include Alleged Joy Ride)	70	17	\$ 558,003.00
GRAND TOTAL - ALL ITEMS	77	20	\$ 567,499.00
ADDITIONAL ANALYSIS OF LARCENY AND MOTOR VEHICLE THEFT			
6X. NATURE OF LARCENIES UNDER ITEM 6			
(a) POCKET-PICKING	81	0	0.00
(b) PURSE-SNATCHING	82	0	0.00
(c) SHOPLIFTING	83	1	702.00
(d) FROM MOTOR VEHICLES (except e)	84	1	600.00
(e) MOTOR VEHICLE PARTS AND ACCESSORIES	85	1	0.00
(f) BICYCLES	86	0	0.00
(g) FROM BUILDING (except c and h)	87	2	16.00
(h) FROM ANY COIN-OPERATED MACHINES (parking meters, etc.)	88	0	0.00
(i) ALL OTHER	89	18	8,178.00
TOTAL LARCENIES (Same as Item 6)	80	23	\$ 9,496.00
7X. MOTOR VEHICLES RECOVERED			
(a) STOLEN LOCALLY AND RECOVERED LOCALLY	91	3	
(b) STOLEN LOCALLY AND RECOVERED BY OTHER JURISDICTIONS	92	1	
(c) TOTAL LOCALLY STOLEN MOTOR VEHICLES RECOVERED (a & b)	93	4	
(d) STOLEN IN OTHER JURISDICTIONS AND RECOVERED LOCALLY	90	2	

SUPPLEMENT TO RETURN A  
MONTHLY RETURN OF OFFENSES KNOWN TO THE POLICE

1-706 (Rev 8-30-94)  
Form Approved  
OMB No. 1110-0007

This report is authorized by law, Title 28, Section 534, U. S. Code. While you are not required to respond, your cooperation in submitting this report with the Return A will assist the FBI in compiling comprehensive, accurate figures on a timely basis.

This form deals with the nature of crime and the monetary value of property stolen and recovered. The total offenses recorded on the form should be the same as the number of actual offenses listed in Column 4 of the Return A for each crime class. Include attempted crimes on this form, but do not include unfounded offenses. If you cannot complete the report in all areas, please record as much information as is available. Tally sheets will be sent upon request.

PROPERTY BY TYPE AND VALUE

Type of Property (1)	Data Entry	Monetary Value of Property Stolen in Your Jurisdiction	
		Stolen (2)	Recovered (3)
(A) Currency, Notes, Etc.	01	\$ 4,795.00	0.00
(B) Jewelry and Precious Metals	02	0.00	0.00
(C) Clothing and Furs	03	1.00	0.00
(D) Locally Stolen Motor Vehicles	04	558,003.00	4.00
(E) Office Equipment	05	0.00	0.00
(F) Televisions, Radios, Stereos, Etc	06	2,985.00	0.00
(G) Firearms	07	0.00	0.00
(H) Household Goods	08	0.00	0.00
(I) Consumable Goods	09	0.00	0.00
(J) Livestock	10	0.00	0.00
(K) Miscellaneous	11	1,715.00	0.00
<b>TOTAL</b>	<b>00</b>	<b>\$ 567,499.00</b>	<b>\$ 4.00</b>

The total of this column should agree with the Grand Total (DATA ENTRY 77) shown on page 2.

Include in this column all property recovered even though stolen in prior months. The above is an accounting for only that property stolen in your jurisdiction. This will include property recovered for you by other jurisdictions, but not property you recover for them.

SEPTEMBER 15, 2017

DATE

LEAH A. B.

PREPARED BY

LIEUTENANT

TITLE

J. SHIELDS

CHIEF

CHIEF, COMMISSIONER, SHERIFF OR SUPERINTENDENT

AUGUST 2017

Month and Year of Report

GA 060240X

Agency Identifier

ATLANTA AIRPORT POLICE - GEORGIA

Agency and State

AGENCY IDENTIFIER GA 060240X REPORTING PERIOD AUGUST 20 17

AGENCY NAME ATLANTA AIRPORT POLICE

**POLICE DISPOSITION OF JUVENILES**

**-Not to include neglect or traffic cases-**

1. Handled within Department and released. (Warning, released to parents, etc.)	_____
2. Referred to juvenile court or probation department.	_____ 2 _____
3. Referred to welfare agency.	_____
4. Referred to other police agency.	_____
5. Referred to criminal or adult court.	_____
TOTAL	_____ 2 _____

SEPTEMBER 15, 2017  
DATE

*[Signature]* LIEUTENANT  
PREPARED BY TITLE

*[Signature]* CHIEF  
APPROVED BY TITLE

GCIC USE ONLY

Recorded	_____
Reviewed	_____
Punched	_____
Verified	_____

RETURN TO  
Georgia Crime Information Center/Uniform Crime Reporting  
P. O. Box 1456  
Atlanta, Georgia 30301

Return on or before the 7th of the following month

GCIC/UCR-012 (9/74)

ATLANTA AIRPORT POLICE  
 AGE, SEX, AND RACE OF PERSONS ARRESTED  
 17 YEARS OF AGE AND OVER

MONTH AUGUST

YEAR 2017

CLASSIFICATION OF OFFENSES	SEX	AGE OF PERSON ARRESTED											TOTAL	RACE				ETHNIC																				
		17	18	19	20	21	22	23	24	30	35	40		45	50	55	60	65 UP	White	Black	Native Amer.	Asian/Pacific	Whi. Hispanic	Blck Hispanic														
Murder/Nonnegligent Manslaughter	M																																					
	F																																					
Manslaughter by Negligence	M																																					
	F																																					
Forcible Rape	M																																					
	F																																					
Robbery	M																																					
	F																																					
Aggravated Assault	M																																					
	F																																					
Burglary- Breaking or Entering	M	1																																				
	F																																					
Larceny - Theft (except Motor Vehicle Theft)	M											1																										
	F																																					
Motor Vehicle Theft	M											1																										
	F																																					
Other Assaults	M																																					
	F																																					
Arson	M																																					
	F																																					
Forgery and Counterfeiting	M																																					
	F																																					
Fraud	M											1	2																									
	F											2																										
Embezzlement	M																																					
	F																																					
Stolen Property: Buying, Receiving, Possessing	M																																					
	F																																					
Vandalism	M																																					
	F																																					
Weapons	M																																					
	F																																					
TOTAL																																						

ATLANTA AIRPORT POLICE  
AGE, SEX, AND RACE OF PERSONS ARRESTED  
17 YEARS OF AGE AND OVER

MONTH AUGUST

YEAR 2017

CLASSIFICATION OF OFFENSES	SEX	AGE OF PERSON ARRESTED											RACE				ETHNIC						
		17	18	19	20	21	22	23	24	30	35	40	45	50	55	60	65	White	Black	Native Amer.	Asian/Pacific	Whi. Hispanic	Blck Hispanic
		UP	UP	UP	UP	UP	UP	UP	UP	UP	UP	UP	UP	UP	UP	UP	UP						
16	M																						
Commercialized Vice	F																						
17	M																						
Sex Offenses (except Rape and Prostitution)	F																						
18	M	0	0	0	0	0	0	0	0	0	0	0	0	0	0	0							
Drug Abuse Violations	F	1	0	0	0	0	0	0	0	0	0	0	0	0	0	0							
Grand Total																		2	0	0	0	0	
180	M	0	0	0	0	0	0	0	0	0	0	0	0	0	0	0							
(1) Sale/Manufacturing Subtotal	F	0	0	0	0	0	0	0	0	0	0	0	0	0	0	0							
Opium or Cocaine and their derivatives	M																						
their derivatives	F																						
Marijuana	M																						
	F																						
Synthetic Narcotics	M																						
	F																						
Other Dangerous Non-Narcotic Drugs	M																						
	F																						
185	M	0	0	0	0	0	0	0	0	0	0	0	0	0	0	0							
(2) Possession Subtotal	F	1	0	0	0	0	0	0	0	0	0	0	0	0	0	0							
Opium or Cocaine and their derivatives	M																						
their derivatives	F																						
Marijuana	M									1													
	F	1																					
Synthetic Narcotics	M																						
	F																						
Other Dangerous Non-Narcotic Drugs	M																						
	F																						
19	M	0	0	0	0	0	0	0	0	0	0	0	0	0	0	0							
Gambling Total	F	0	0	0	0	0	0	0	0	0	0	0	0	0	0	0							
Bookmaking	M																						
	F																						
Numbers and Lottery	M																						
	F																						



ATLANTA AIRPORT POLICE  
 AGE, SEX, AND RACE OF PERSONS ARRESTED  
 17 YEARS OF AGE AND OVER

MONTH AUGUST

YEAR 2017

CLASSIFICATION OF OFFENSES	SEX	AGE OF PERSON ARRESTED											TOTAL	RACE				ETHNIC										
		17	18	19	20	21	22	23	24	30	35	40		45	50	55	60	65	UP	White	Black	Native Amer.	Asian/Pacific	Whi. Hispanic	Blck Hispanic			
All Other Gambling	M																											
	F																											
Offenses Against Family And Children	M																											
	F																											
Driving Under the Influence	M																											
	F																											
Liquor Laws	M																											
	F																											
Drunkenness	M																											
	F																											
Disorderly Conduct	M																											
	F																											
Vagrancy	M																											
	F																											
All Other Offenses (except Traffic)	M																											
	F																											
Suspicion	M																											
	F																											
TOTAL		2	0	0	0	0	3	6	10	41	26	25	24	28	19	14	8	212	50	161	0	1	0	0	0			

AUGUST 2017  
 Month and Year of Report

GA 060240X  
 Agency Identifier

SEPTEMBER 15, 2017  
 Date

*Li...*  
 Prepared By

LIEUTENANT  
 Title

ATLANTA AIRPORT POLICE - GEORGIA  
 Agency and State

*J. Shields*  
 Chief, Commissioner, Sheriff, or Superintendent

CHIEF

ATLANTA AIRPORT POLICE  
AGE, SEX, AND RACE OF PERSONS ARRESTED  
16 YEARS OF AGE AND UNDER

CLASSIFICATION OF OFFENSES	SEX	AGE						TOTAL	RACE				ETHNIC				
		09	10-12	13-14	15	16	White		Black	Native Amer.	Asian/Pacific	Whl. Hispanic	Blck Hispanic				
Murder/Nonnegligent Manslaughter	M						0										
	F						0										
Manslaughter by Negligence	M						0										
	F						0										
Forcible Rape	M						0										
	F						0										
Robbery	M						0										
	F						0										
Aggravated Assault	M						0										
	F						0										
Burglary- Breaking or Entering	M			1			2										
	F						0				2						
Larceny - Theft (except Motor Vehicle Theft)	M						0										
	F						0										
Motor Vehicle Theft	M						0										
	F						0										
Other Assaults	M						0										
	F						0										
Arson	M						0										
	F						0										
Forgery and Counterfeiting	M						0										
	F						0										
Fraud	M						0										
	F						0										
Embezzlement	M						0										
	F						0										
Stolen Property, Buying, Receiving, Possessing	M						0										
	F						0										
Vandalism	M						0										
	F						0										
Weapons	M						0										
	F						0										
Prostitution and Commercialized Vice	M						0										
	F						0										

ATLANTA AIRPORT POLICE  
 AGE, SEX, AND RACE OF PERSONS ARRESTED  
 16 YEARS OF AGE AND UNDER

MONTH AUGUST

YEAR 2017

CLASSIFICATION OF OFFENSES	SEX	AGE					TOTAL	RACE				ETHNIC						
		0 9		10 12		13 14		15		16		White	Black	Native Amer.	Asian/Pacific	Whi. Hispanic	Blk Hispanic	
		0	9	10	12	13		14	15	16								
17 Sex Offenses (except Rape and Prostitution)	M						0											
	F						0											
18 Drug Abuse Violations	M	0	0	0	0	0	0	0	0	0	0	0	0	0	0	0	0	
	F	0	0	0	0	0	0	0	0	0	0	0	0	0	0	0	0	
180 (1) Sale/Manufacturing Subtotal	M	0	0	0	0	0	0	0	0	0	0	0	0	0	0	0	0	
	F	0	0	0	0	0	0	0	0	0	0	0	0	0	0	0	0	
a Opium or Cocaine and their Derivatives	M						0											
	F						0											
b Marijuana	M						0											
	F						0											
c Synthetic Narcotics	M						0											
	F						0											
d Other Dangerous Non-Narcotic Drugs	M						0											
	F						0											
185 (2) Possession Subtotal	M	0	0	0	0	0	0	0	0	0	0	0	0	0	0	0	0	
	F	0	0	0	0	0	0	0	0	0	0	0	0	0	0	0	0	
e Opium or Cocaine and their Derivatives	M						0											
	F						0											
f Marijuana	M						0											
	F						0											
g Synthetic Narcotics	M						0											
	F						0											
h Other Dangerous Non-Narcotic Drugs	M						0											
	F						0											
19 Gambling Total	M	0	0	0	0	0	0	0	0	0	0	0	0	0	0	0	0	
	F	0	0	0	0	0	0	0	0	0	0	0	0	0	0	0	0	
a Bookmaking	M						0											
	F						0											
b Numbers and Lottery	M						0											
	F						0											
c All Other Gambling	M						0											
	F						0											
20 Offenses Against Family and Children	M						0											
	F						0											

ATLANTA AIRPORT POLICE  
 AGE, SEX, AND RACE OF PERSONS ARRESTED  
 16 YEARS OF AGE AND UNDER

MONTH AUGUST

YEAR 2017

CLASSIFICATION OF OFFENSES	SEX	AGE						RACE				ETHNIC							
		0 9		10 12		13 14		15		16		TOTAL	White	Black	Native Amer.	Asian/Pacific	Whi. Hispanic	Blck Hispanic	
Driving Under the Influence	M																		
	F																		
Liquor Laws	M																		
	F																		
Drunkenness	M																		
	F																		
Disorderly Conduct	M																		
	F																		
Vagrancy	M																		
	F																		
All Other Offenses (except Traffic)	M																		
	F																		
Suspicion	M																		
	F																		
Curfew and Loitering	M																		
	F																		
Run-Aways	M																		
	F																		
<b>Total</b>		0	0	1	0	1	0	1	0	1	2	0	2	0	2	0	0	0	0

AUGUST 2017

Month and Year of Report

GA 060240X

Agency Identifier

SEPTEMBER 15, 2017

Date

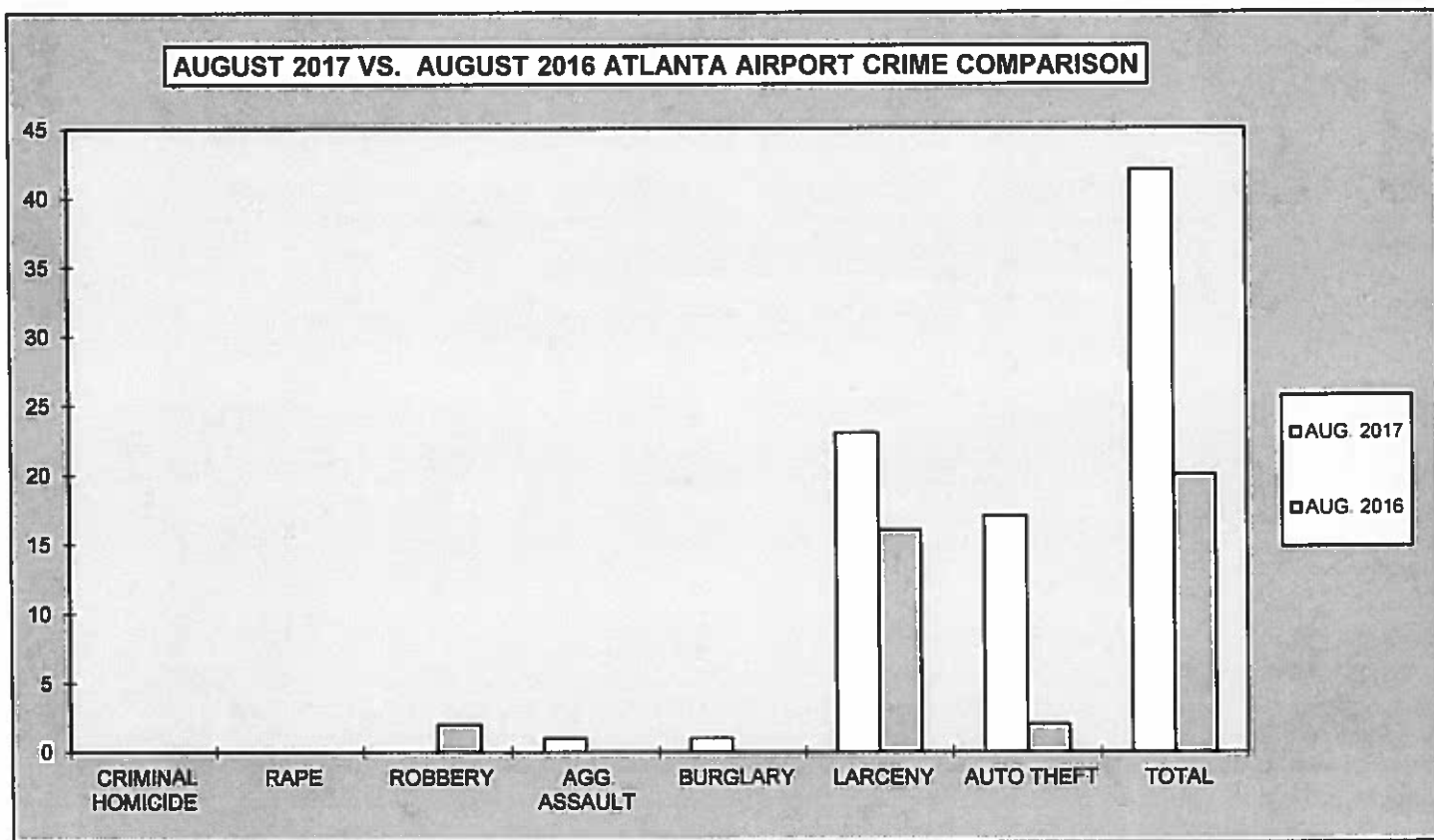
ATLANTA AIRPORT POLICE - GEORGIA  
 Agency and State

L. J. ...  
 Prepared By LIEUTENANT

J. ...  
 Chief, Commissioner, Sheriff, or Superintendent CHIEF

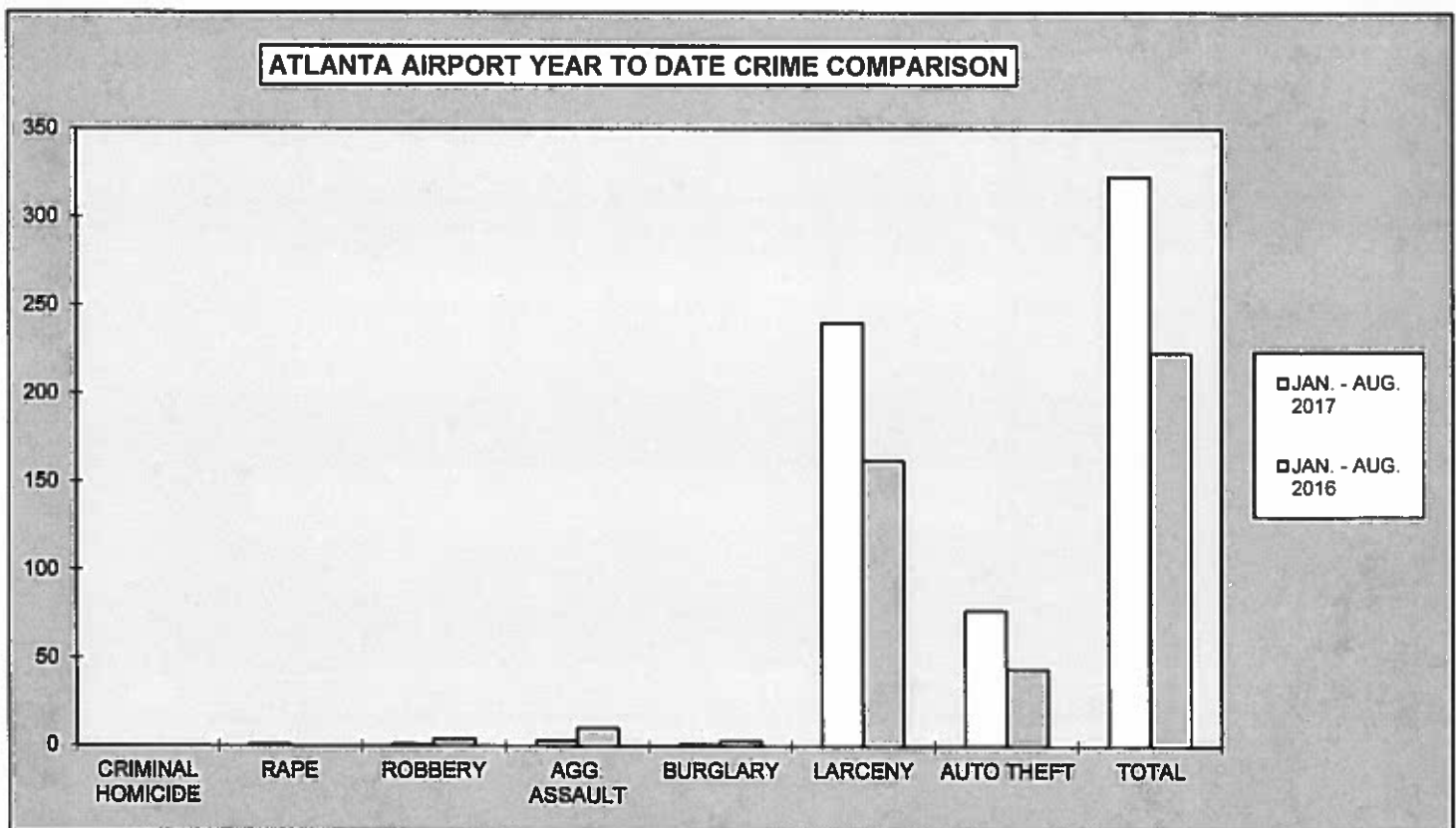
**2017  
ATLANTA AIRPORT  
MONTHLY CRIME COMPARISON**

CRIME	AUG. 2017	AUG. 2016	# DIFFERENCE	% DIFFERENCE
CRIMINAL HOMICIDE	0	0	0	0%
RAPE	0	0	0	0%
ROBBERY	0	2	-2	-100%
AGG. ASSAULT	1	0	1	100%
BURGLARY	1	0	1	100%
RESIDENCE	0	0	0	0%
NON-RESIDENCE	1	0	1	100%
LARCENY	23	16	7	44%
POCKETPICKING	0	0	0	0%
PURSE SNATCHING	0	0	0	0%
SHOPLIFTING	1	0	1	100%
FROM MOTOR VEHICLES	1	3	-2	-67%
MOTOR VEH. PARTS/ACCESSORIES	1	2	-1	-50%
BICYCLES	0	0	0	0%
FROM BUILDINGS	2	4	-2	-50%
FROM COIN OPERATED MACHINES	0	0	0	0%
ALL OTHER	18	7	11	157%
AUTO THEFT	17	2	15	750%
<b>TOTAL</b>	<b>42</b>	<b>20</b>	<b>22</b>	<b>110%</b>



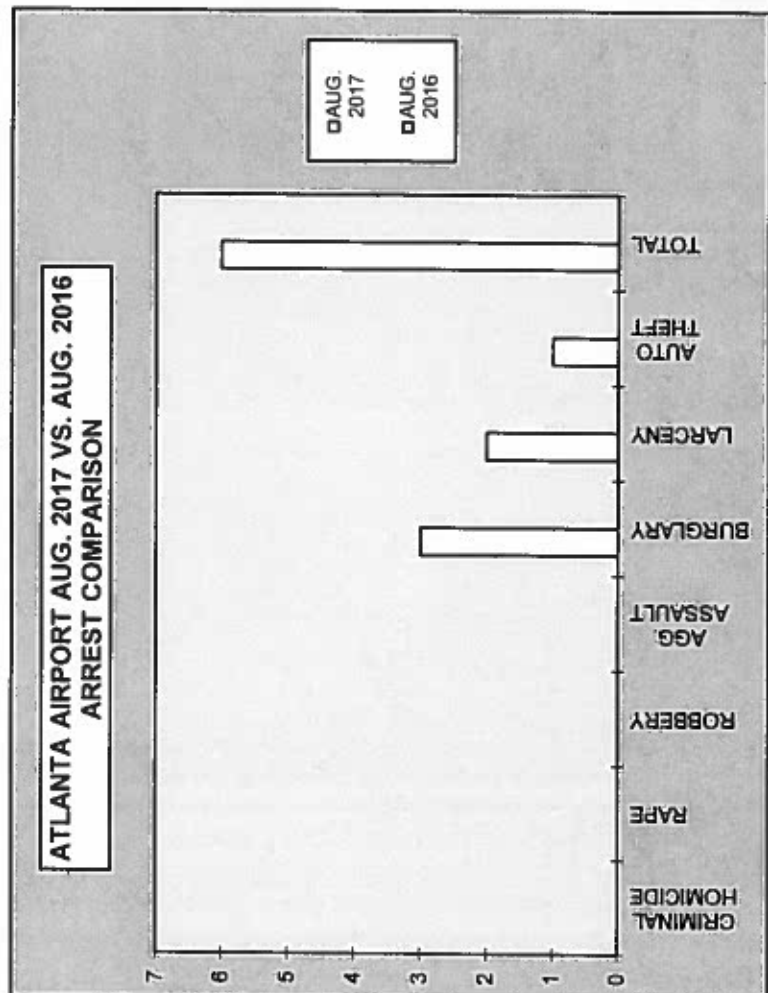
**2017  
ATLANTA AIRPORT  
YEAR TO DATE CRIME COMPARISON**

<b>FIRST 8 MONTHS</b>				
CRIME	JAN - AUG. 2017	JAN - AUG. 2016	# DIFFERENCE	% DIFFERENCE
CRIMINAL HOMICIDE	0	0	0	0%
RAPE	1	0	1	100%
ROBBERY	1	4	-3	-75%
AGG. ASSAULT	3	10	-7	-70%
BURGLARY	1	3	-2	-67%
RESIDENCE	0	0	0	0%
NON-RESIDENCE	1	3	-2	-67%
LARCENY	240	162	78	48%
POCKETPICKING	2	2	0	0%
PURSE SNATCHING	1	6	-5	-83%
SHOPLIFTING	19	7	12	171%
FROM MOTOR VEHICLES	15	21	-6	-29%
MOTOR VEH. PARTS/ACCESSORIES	10	17	-7	-41%
BICYCLES	1	0	1	100%
FROM BUILDINGS	34	47	-13	-28%
FROM COIN OPERATED MACHINES	0	0	0	0%
ALL OTHER	158	62	96	155%
AUTO THEFT	77	44	33	75%
<b>TOTAL</b>	<b>323</b>	<b>223</b>	<b>100</b>	<b>45%</b>

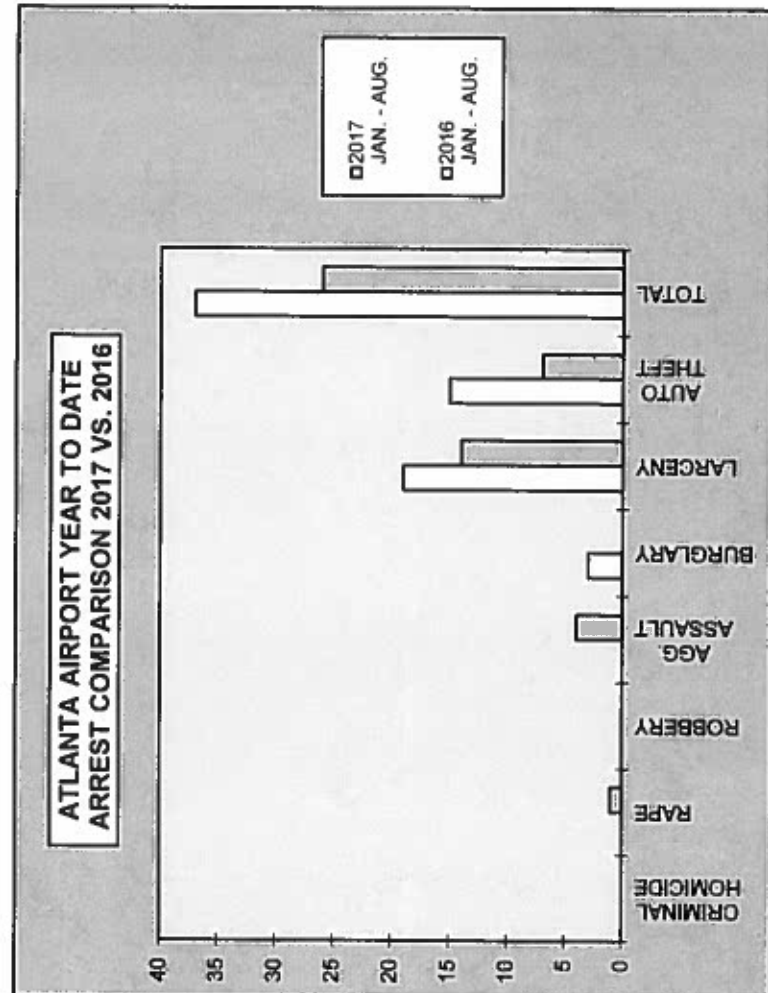


2017  
ATLANTA AIRPORT  
ARREST COMPARISON

AUGUST ARREST COMPARISON					
CRIME	AUG. 2017	AUG. 2016	# DIFFERENCE	% DIFFERENCE	
CRIMINAL HOMICIDE	0	0	0	0%	
RAPE	0	0	0	0%	
ROBBERY	0	0	0	0%	
AGG. ASSAULT	0	0	0	0%	
BURGLARY	3	0	3	100%	
LARCENY	2	0	2	100%	
AUTO THEFT	1	0	1	100%	
<b>TOTAL</b>	<b>6</b>	<b>0</b>	<b>6</b>	<b>100%</b>	



FIRST 8 MONTHS ARREST COMPARISON					
CRIME	2017 JAN. - AUG.	2016 JAN. - AUG.	# DIFFERENCE	% DIFFERENCE	
CRIMINAL HOMICIDE	0	0	0	0%	
RAPE	0	1	-1	-100%	
ROBBERY	0	0	0	0%	
AGG. ASSAULT	0	4	-4	-100%	
BURGLARY	3	0	3	100%	
LARCENY	19	14	5	36%	
AUTO THEFT	15	7	8	114%	
<b>TOTAL</b>	<b>37</b>	<b>26</b>	<b>11</b>	<b>42%</b>	



**2017  
ATLANTA AIRPORT  
CLEAR-UP RATE**

<b>CRIME</b>	<b>ATLANTA AIRPORT AUG. 2017 CLEAR-UP RATE</b>	<b>ATLANTA AIRPORT AUG. 2016 CLEAR-UP RATE</b>
CRIMINAL HOMICIDE	0%	0%
RAPE	0%	0%
ROBBERY	0%	0%
AGG. ASSAULT	0%	0%
BURGLARY	100%	0%
LARCENY	13%	13%
AUTO THEFT	6%	0%

