

FBI UNIFORM CRIME REPORTING

ATLANTA POLICE DEPARTMENT

226 PEACHTREE STREET, SW

ATLANTA, GEORGIA 30303



DECEMBER 2012



SUPPORT SERVICES DIVISION
INFORMATION SERVICES SECTION

TABLE OF CONTENTS

	Page
U. C. R. COMPARATIVE CRIME REPORT -----	1
RETURN A - MONTHLY RETURN OF OFFENSES KNOWN TO THE POLICE -----	2
PROPERTY STOLEN BY CLASSIFICATION -----	3
	3a
LAW ENFORCEMENT OFFICERS KILLED OR ASSAULTED -----	4
MONTHLY RETURN OF ARSON OFFENSES KNOWN TO LAW ENFORCEMENT -----	5
POLICE DISPOSITION OF JUVENILES -----	6
SUPPLEMENTARY HOMICIDE REPORT -----	7
	7a
SEX AND RACE OF PERSONS ARRESTED -----	8
	8a-8e
HOMICIDE COMPARISON REPORT -----	9
HOMICIDE BREAKDOWN REPORT -----	10
SEVEN MAJOR CRIMES - MONTHLY CRIME COMPARISON -----	11
SEVEN MAJOR CRIMES - YEAR TO DATE CRIME COMPARISON -----	12
SEVEN MAJOR CRIMES ARREST MONTHLY AND YEAR TO DATE COMPARISON -----	13
CRIMES AGAINST PERSONS MONTHLY AND YEAR TO DATE COMPARISON -----	14
CRIMES AGAINST PROPERTY MONTHLY AND YEAR TO DATE COMPARISON -----	15
CRIMES AGAINST PERSONS & PROPERTY MONTHLY COMPARISON BY ZONES -----	16
CRIMES AGAINST PERSONS & PROPERTY YEAR TO DATE COMPARISON BY ZONES -----	17
SEVEN MAJOR CRIMES MONTHLY CRIME COMPARISON BY ZONES -----	18
SEVEN MAJOR CRIMES - YEAR TO DATE CRIME COMPARISON BY ZONES -----	19
SEVEN MAJOR CRIMES - MONTHLY CRIME COMPARISON - ZONE 1 -----	20
SEVEN MAJOR CRIMES - YEAR TO DATE CRIME COMPARISON - ZONE 1 -----	21
SEVEN MAJOR CRIMES - MONTHLY CRIME COMPARISON - ZONE 2 -----	22
SEVEN MAJOR CRIMES - YEAR TO DATE CRIME COMPARISON - ZONE 2 -----	23
SEVEN MAJOR CRIMES - MONTHLY CRIME COMPARISON - ZONE 3 -----	24
SEVEN MAJOR CRIMES - YEAR TO DATE CRIME COMPARISON - ZONE 3 -----	25
SEVEN MAJOR CRIMES - MONTHLY CRIME COMPARISON - ZONE 4 -----	26
SEVEN MAJOR CRIMES - YEAR TO DATE CRIME COMPARISON - ZONE 4 -----	27
SEVEN MAJOR CRIMES - MONTHLY CRIME COMPARISON - ZONE 5 -----	28
SEVEN MAJOR CRIMES - YEAR TO DATE CRIME COMPARISON - ZONE 5 -----	29
SEVEN MAJOR CRIMES - MONTHLY CRIME COMPARISON - ZONE 6 -----	30
SEVEN MAJOR CRIMES - YEAR TO DATE CRIME COMPARISON - ZONE 6 -----	31
CLEAR-UP RATE COMPARISON -----	32
ATLANTA AIRPORT -----	33
RETURN A - MONTHLY RETURN OF OFFENSES KNOWN TO THE POLICE -----	34
PROPERTY STOLEN BY CLASSIFICATION -----	35
	35a
SEX AND RACE OF PERSONS ARRESTED -----	36
	36a-36e
SEVEN MAJOR CRIMES - MONTHLY CRIME COMPARISON -----	37
SEVEN MAJOR CRIMES - YEAR TO DATE CRIME COMPARISON -----	38
SEVEN MAJOR CRIMES ARREST MONTHLY AND YEAR TO DATE COMPARISON -----	39
CLEAR-UP RATE COMPARISON -----	40

DECEMBER 2012
U.C.R. COMPARATIVE CRIME REPORT
SUPPORT SERVICES DIVISION
RECORDS SECTION

	DECEMBER 2012		DECEMBER 2011		% CHANGE ACTUAL	COMPARATIVE ACTUAL	% CHANGE ACTUAL	COMPARATIVE CLEARED	% CHANGE CLEARED
MURDER	5	7	12	11	-58%	-7	-4	-36%	
RAPE	11	8	2	4	450%	9	4	100%	
ROBBERY	215	59	224	55	-4%	-9	4	7%	
AGG. ASSAULT	262	166	326	227	-20%	-64	-61	-27%	
BURGLARY - RESIDENCE	492		610		-19%	-118			
BURGLARY - NON-RESIDENCE	73	50	82	67	-11%	-9	-17	-25%	
LARCENY - \$200 AND OVER	429		525		-18%	-96			
LARCENY - \$50 TO \$199	114	317	109	340	5%	5	-23	-7%	
LARCENY - UNDER \$50	871		917		-5%	-46			
AUTO THEFT	539	26	446	33	21%	93	-7	-21%	
TOTAL	3,011		3,253		-7%	-242			
AUTOS RECOVERED	326		86		279%	240			

	2012 JANUARY - DECEMBER		2011 JANUARY - DECEMBER		% CHANGE ACTUAL	COMPARATIVE ACTUAL	% CHANGE ACTUAL	COMPARATIVE CLEARED	% CHANGE CLEARED
MURDER	83	71	88	79	-6%	-5	-8	-10%	
RAPE	113	84	148	92	-24%	-35	-8	-9%	
ROBBERY	2,276	566	2,343	503	-3%	-67	63	13%	
AGG. ASSAULT	3,555	2,275	3,518	2,296	1%	37	-21	-1%	
BURGLARY - RESIDENCE	5,400		6,520		-17%	-1,120			
BURGLARY - NON-RESIDENCE	792	618	979	795	-19%	-187	-177	-22%	
LARCENY - \$200 AND OVER	5,585		5,640		-1%	-55			
LARCENY - \$50 TO \$199	1,322	3,408	1,376	3,361	-4%	-54	47	1%	
LARCENY - UNDER \$50	10,305		10,258		0%	47			
AUTO THEFT	5,150	384	5,371	434	-4%	-221	-50	-12%	
TOTAL	34,581		36,241		-5%	-1,660			
AUTOS RECOVERED	1,235		898		38%	337			

RETURN A - MONTHLY RETURN OF OFFENSES KNOWN TO THE POLICE

1-720b (Rev. 8-30-94)
OMB No. 1110-0001

This report is authorized by law Title 28, Section 534, U.S. Code. While you are not required to respond, your cooperation in forwarding this report by the 7th day after the close of the month to Uniform Crime Reports, Federal Bureau of Investigation, Washington, D.C. 20535, will assist in compiling comprehensive, accurate national crime figures on a timely basis.

1	2	3	4	5	6
CLASSIFICATION OF OFFENSES	OFFENSES REPORTED OR KNOWN TO POLICE (INCLUDE "UNFOUNDED" AND ATTEMPTS)	UNFOUNDED, I.E., FALSE OR BASELESS COMPLAINTS	NUMBER OF ACTUAL OFFENSES (COLUMN 2 MINUS COLUMN 3) INCLUDE ATTEMPTS	TOTAL OFFENSES CLEARED BY ARREST OR EXCEPTIONAL MEANS (INCLUDES COL. 6)	NUMBER OF CLEARANCES INVOLVING ONLY PERSONS UNDER 18 YEARS OF AGE
1. CRIMINAL HOMICIDE					
a. MURDER AND NONNEGLIGENT HOMICIDE	6	1	5	7	0
b. MANSLAUGHTER BY NEGLIGENCE	1	0	1	0	0
2. FORCIBLE RAPE TOTAL	13	2	11	8	0
a. Rape by Force	13	2	11	8	0
b. Attempts to commit Forcible Rape	0	0	0	0	0
3. ROBBERY TOTAL	221	6	215	59	2
a. Firearm	151	2	149	31	0
b. Knife or Cutting Instrument	6	1	5	3	0
c. Other Dangerous Weapon	6	0	6	1	0
d. Strong-Arm (Hands, Fists, Feet, etc.)	58	3	55	24	2
4. ASSAULT TOTAL	858	22	836	626	12
a. Firearm	118	3	115	68	0
b. Knife or cutting instrument	36	0	36	29	0
c. Other Dangerous Weapon	92	4	88	55	2
d. Strong-Arm	23	0	23	14	3
e. Other Assaults - Simple, Not Aggravated	589	15	574	460	7
5. BURGLARY TOTAL	568	3	565	50	2
a. Forcible Entry	444	2	442	32	2
b. Unlawful Entry - No Force	96	0	96	13	0
c. Attempted Forcible Entry	28	1	27	5	0
6. LARCENY THEFT TOTAL (except Motor Vehicle Theft)	1,445	31	1,414	317	14
7. MOTOR VEHICLE THEFT TOTAL	569	30	539	26	5
a. Autos	496	27	469	22	5
b. Trucks and Buses	55	3	52	2	0
c. Other Vehicles	18	0	18	2	0
GRAND TOTAL	3,681	95	3,586	1,093	35

CHECKING ANY OF THE APPROPRIATE BLOCKS BELOW WILL ELIMINATE YOUR NEED TO SUBMIT REPORTS WHEN THE VALUES ARE ZERO. THIS WILL ALSO AID THE NATIONAL PROGRAM IN ITS QUALITY CONTROL EFFORTS.

- NO SUPPLEMENTARY HOMICIDE REPORT SUBMITTED SINCE NO MURDERS, JUSTIFIABLE HOMICIDES, OR MANSLAUGHTER BY NEGLIGENCE OCCURRED IN THIS JURISDICTION DURING THE MONTH.
- NO SUPPLEMENT TO RETURN A REPORT SINCE NO CRIME OFFENSES OR RECOVERY OF PROPERTY REPORTED DURING THE MONTH.
- NO LAW ENFORCEMENT OFFICERS KILLED OR ASSAULTED REPORT SINCE NONE OF THE OFFICERS WERE ASSAULTED OR KILLED DURING THE MONTH.

- NO AGE, SEX, AND RACE OF PERSONS ARRESTED UNDER 18 YEARS OF AGE REPORT SINCE NO ARRESTS OF PERSONS WITHIN THIS AGE GROUP.
- NO AGE, SEX, AND RACE OF PERSONS ARRESTED 18 YEARS OF AGE AND OVER REPORT SINCE NO ARRESTS OF PERSONS WITHIN THIS AGE GROUP.
- NO MONTHLY RETURN OF ARSON OFFENSES KNOWN TO LAW ENFORCEMENT REPORT SINCE NO ARSONS OCCURRED.

DO NOT USE THIS SPACE

	INITIALS
RECORDED	
EDITED	
ENTERED	
ADJUSTED	
WORKS	

* TOTALS INCLUDE PREVIOUS OFFENSES

DECEMBER 2012

Month and Year of Report

GAAPD 0000

Agency Identifier

JANUARY 30, 2013

Date

ATLANTA POLICE DEPARTMENT - GEORGIA

Agency and State

Lincoln Kelly
Prepared By

LIEUTENANT

Title

George J. ...
Chief, Commissioner, Sheriff, or Superintendent

CHIEF

PROPERTY STOLEN BY CLASSIFICATION

CLASSIFICATION	DATA ENTRY	Number of Actual Offenses (Column 4 Return A)	Monetary Value of Property Stolen
1. MURDER AND NONNEGLIGENT MANSLAUGHTER	12	5	\$ 0.00
2. FORCIBLE RAPE	20	11	\$ 0.00
3. ROBBERY			
(a) HIGHWAY (streets, alleys, etc.)	31	161	37,104.00
(b) COMMERCIAL HOUSE (except c, d, and f)	32	11	5,883.00
(c) GAS OR SERVICE STATION	33	2	26,716.00
(d) CONVENIENCE STORE	34	2	120.00
(e) RESIDENCE (anywhere on premises)	35	28	20,880.00
(f) BANK	36	0	0.00
(g) MISCELLANEOUS	37	11	2,420.00
TOTAL ROBBERY	30	215	\$ 93,123.00
5. BURGLARY - BREAKING OR ENTERING			
(a) RESIDENCE (dwelling)			
(1) NIGHT (6 p.m. - 6 a.m.)	51	145	132,103.00
(2) DAY (6 a.m. - 6 p.m.)	52	347	792,157.00
(3) UNKNOWN	53	0	0.00
(b) NON-RESIDENCE (store, office, etc.)			
(1) NIGHT (6 p.m. - 6 a.m.)	54	47	425,931.00
(2) DAY (6 a.m. - 6 p.m.)	55	26	56,514.00
(3) UNKNOWN	56	0	0.00
TOTAL BURGLARY	50	565	\$ 1,406,705.00
6. LARCENY - THEFT (Except Motor Vehicle Theft)			
(a) \$200 AND OVER	61	429	832,375.00
(b) \$50 TO \$200	62	114	11,444.00
(c) UNDER \$50	63	871	2,429.00
TOTAL LARCENY (Same as Item 6X)	60	1,414	\$ 846,248.00
7. MOTOR VEHICLE THEFT (Include Alleged Joy Ride)	70	539	\$ 332,579.00
GRAND TOTAL - ALL ITEMS	77		\$ 2,678,655.00
ADDITIONAL ANALYSIS OF LARCENY AND MOTOR VEHICLE THEFT			
6X. NATURE OF LARCENIES UNDER ITEM 6			
(a) POCKET-PICKING	81	9	599.00
(b) PURSE-SNATCHING	82	21	1,841.00
(c) SHOPLIFTING	83	267	21,619.00
(d) FROM MOTOR VEHICLES (except e)	84	642	509,931.00
(e) MOTOR VEHICLE PARTS AND ACCESSORIES	85	125	51,729.00
(f) BICYCLES	86	12	5,377.00
(g) FROM BUILDING (except c and h)	87	144	179,170.00
(h) FROM ANY COIN-OPERATED MACHINES (parking meters, etc.)	88	1	1.00
(i) ALL OTHER	89	193	75,981.00
TOTAL LARCENIES (Same as Item 6)	80	1,414	\$ 846,248.00
7X. MOTOR VEHICLES RECOVERED			
(a) STOLEN LOCALLY AND RECOVERED LOCALLY	91	187	
(b) STOLEN LOCALLY AND RECOVERED BY OTHER JURISDICTIONS	92	139	
(c) TOTAL LOCALLY STOLEN MOTOR VEHICLES RECOVERED (a & b)	93	326	
(d) STOLEN IN OTHER JURISDICTIONS AND RECOVERED LOCALLY	90	N/A	

SUPPLEMENT TO RETURN A
MONTHLY RETURN OF OFFENSES KNOWN TO THE POLICE

1-706 (Rev.8-30-94)
Form Approved
OMB No. 1110-0007

This report is authorized by law, Title 28, Section 534, U. S. Code. While you are not required to respond, your cooperation in submitting this report with the Return A will assist the FBI in compiling comprehensive, accurate figures on a timely basis.

This form deals with the nature of crime and the monetary value of property stolen and recovered. The total offenses recorded on the form should be the same as the number of actual offenses listed in Column 4 of the Return A for each crime class. Include attempted crimes on this form, but do not include unfounded offenses. If you cannot complete the report in all areas, please record as much information as is available. Tally sheets will be sent upon request.

PROPERTY BY TYPE AND VALUE

Type of Property (1)	Data Entry	Monetary Value of Property Stolen in Your Jurisdiction	
		Stolen (2)	Recovered (3)
(A) Currency, Notes, Etc.	01	\$ 158,936.00	\$ 0.00
(B) Jewelry and Precious Metals	02	725,142.00	0.00
(C) Clothing and Furs	03	59,573.00	0.00
(D) Locally Stolen Motor Vehicles	04	332,579.00	123,204.00
(E) Office Equipment	05	67,474.00	0.00
(F) Televisions, Radios, Stereos, Etc.	06	863,025.00	1.00
(G) Firearms	07	26,104.00	0.00
(H) Household Goods	08	23,966.00	0.00
(I) Consumable Goods	09	9,440.00	0.00
(J) Livestock	10	0.00	0.00
(K) Miscellaneous	11	412,416.00	2.00
TOTAL	00	\$ 2,678,655.00	\$ 123,207.00

The total of this column should agree with the Grand Total (DATA ENTRY 77) shown on page 2.

Include in this column all property recovered even though stolen in prior months. The above is an accounting for only that property stolen in your jurisdiction. This will include property recovered for you by other jurisdictions, but not property you recover for them.

JANUARY 30, 2013

DATE

LT Neil J. Kelly

LIEUTENANT

PREPARED BY

TITLE

George M. ...

CHIEF

CHIEF, COMMISSIONER, SHERIFF OR SUPERINTENDENT

DECEMBER 2012

Month and Year of Report

GAAPD 0000

Agency Identifier

ATLANTA POLICE DEPARTMENT - GEORGIA

Agency and State

LAW ENFORCEMENT OFFICERS KILLED OR ASSAULTED

It is requested this report be completed and transmitted with monthly crime reports to: Director, Federal Bureau of Investigation, Uniform Crime Reports, Washington, D. C. 20535. This form should be used to report the number of your officers who were assaulted or killed in the line of duty during the month. Additional information concerning officers killed will be requested by a separate questionnaire.

OFFICERS KILLED Number of your law enforcement officers killed in the line of duty this month.	By felonious act	0
	By accident or negligence	0

Officers Assaulted (Do not include officers killed) - See other side for instructions.

Type of Activity	Total Assaults by Weapon A	Type of Weapon				Two-Officer Vehicle F	Type of Assignment						Police Assaults Cleared M	
		Firearm B	Knife or Other Cutting Instrument C	Other Dangerous Weapon D	Hands, Fists, Feet, etc. E		One-Officer Vehicle		Detective or Special Assign.		Other			
							Alone G	As-sisted H	Alone I	As-sisted J	Alone K	As-sisted L		
1. Responding to "Disturbance" calls (family quarrels, man with gun, etc.)	0													
2. Burglaries in progress or pursuing burglary suspects	0													
3. Robberies in progress or pursuing robbery suspects	0													
4. Attempting other arrests	0													
5. Civil disorder (riot, mass disobedience)	0													
6. Handling, transporting, custody of prisoners	10				10		2	8						9
7. Investigating suspicious persons or circumstances	2		1		1		1	1						2
8. Ambush - no warning	1				1							1		1
9. Mentally deranged	0													
10. Traffic pursuits and stops	0													
11. All Other	5	1		1	3		2					1	2	3
12. TOTAL (1-11)	18	1	1	1	15	0	5	9	0	0		2	2	15
13. Number with personal injury	1				1									
14. Number without personal injury	17	1	1	1	14									
15. Time of assaults														
	AM	6	2		2									
	PM	1		3	4									

DO NOT WRITE HERE

Recorded	Initials
Edited	
Punched	
Verified	
Adjusted	
DOJ/FBI	

12:01 2:00 4:00 6:00 8:00 10:00 12:00

DECEMBER 2012
Month and Year
ATLANTA POLICE DEPARTMENT
Agency

GAAPD 0000
Agency Identifier
GEORGIA
State

Prepared By: LT Neil J. Klog LIEUTENANT
Title
Chief, Sheriff, Commissioner, Superintendent

MONTHLY RETURN OF ARSON OFFENSES KNOWN TO LAW ENFORCEMENT

DO-73 (2-11-82)
Form Approved
OMB No. 1110-0008

This report is authorized by law Title 28, Section 534, United States Code, and the enactment of the fiscal year 1979, Department of Justice Authorization Bill S. 3151. While you are not required to respond, your cooperation in using this form to report all incidents of arson which become known to your department during the month will assist the FBI in compiling comprehensive, accurate data on a timely basis. Instructions appear on reverse side.

1		2	3	4	5	6	7	8
PROPERTY CLASSIFICATION		Offenses Reported or Known to Police (Include Unfounded and Attempts)	Unfounded, i.e. False or Baseless Complaints	Number of Actual Offenses (Column 2 Minus Column 3 (Include Attempts))	Total Offenses Cleared by Arrest or Exceptional Means (Include Column 6)	Number of Clearances Involving Only Persons Under 18 Years of Age	Offenses Where Structures Uninhabited Abandoned, or not Normally in Use	Estimated Value of Property Damage
STRUCTURAL	A. Single Occupancy Residential: Houses, Townhouses, Duplexes, etc.	6	2	4				\$ 13,130.
	B. Other Residential: Apartments, Tenements, Flats, Hotels, Motels, Inns, Dormitories, Boarding Houses, etc.	6	6					\$
	C. Storage: Barns, Garages, Warehouses, etc.							\$
	D. Industrial/Manufacturing							\$
	E. Other Commercial: Stores, Restaurants, Offices, etc.							\$
	F. Community/Public: Churches, Jails, Schools, Colleges, Hospitals, etc.							\$
	G. All Other Structure: Out Buildings, Monuments, Buildings Under Construction, etc.							\$
	TOTAL STRUCTURE	12	8	4				\$ 13,130.
MOBILE	H. Motor Vehicles: Automobiles, Trucks, Buses, Motorcycles, etc.: UCR Definition							\$
	I. Other Mobile Property: Trailers, Recreational Vehicles, Airplanes, Boats, etc.							\$
	TOTAL MOBILE							\$
J. TOTAL OTHER Crops, Timber, Fences, Signs, etc.								\$
GRAND TOTAL		12	8	4				\$ 13,130.

Agency Identifier GAAPD 0000 Month DECEMBER 2012
 Agency ATLANTA POLICE DEPARTMENT State GEORGIA
 Prepared by [Signature] LIEUTENANT
[Signature] CHIEF
 Chief, Commissioner, Sheriff, or Superintendent

DO NOT WRITE HERE	
Recorded	
Edited	
Entered	
Adjusted	
Corres.	

AGENCY IDENTIFIER GAAPD 0000 REPORTING PERIOD DECEMBER 2012

AGENCY NAME ATLANTA POLICE DEPARTMENT

POLICE DISPOSITION OF JUVENILES

Not to include neglect or traffic cases-

1. Handled within Department and released. (Warning, released to parents, etc.)	_____
2. Referred to juvenile court or probation department.	_____ 60 _____
3. Referred to welfare agency.	_____
4. Referred to other police agency.	_____
5. Referred to criminal or adult court.	_____
TOTAL	_____ 60 _____

JANUARY 31, 2013
DATE

[Signature] LIEUTENANT
PREPARED BY TITLE

[Signature] CHIEF
APPROVED BY TITLE

GCIC USE ONLY	
Recorded	_____
Reviewed	_____
Punched	_____
Verified	_____

RETURN TO:
Georgia Crime Information Center/Uniform Crime Reporting
P. O. Box 1456
Atlanta, Georgia 30301

Return on or before the 7th of the following month.

GCIC/UCR-012 (9/74)

PAGE 1 OF 2
SUPPLEMENTARY HOMICIDE REPORT

1-704 (Rev. 4-24-95)
Form Approved
OMB No. 1110-0002

This report is authorized by law Title 28, Section 534, United States Code. While you are not required to respond, your cooperation in using this form to list data pertaining to all homicides reported on your Return A will assist the FBI in compiling comprehensive, accurate data regarding this important classification on a timely basis.

1a. Murder and Nonnegligent Manslaughter

List below specific information for all offenses shown in item 1a of the monthly Return A. In addition, list all justifiable killings of felons by a citizen or by a peace officer in the line of duty. A brief explanation in the circumstances column regarding unfounded homicide offenses will aid the national Uniform Crime Reporting Program in editing the reports.

Incident	Situation*	Victim **				Offender**				Data Code			Weapon Used (Handgun, Rifle, Shotgun, Club, Poison, etc.)	Relationship of Victim to Offender (Husband, Wife, Son, Father, Acquaintance, Neighbor, Stranger, etc.)	Circumstances (Victim shot by robber, robbery victim shot robber, killed by patron during barroom brawl, etc.)
		Age	Sex	Race	Ethnicity	Age	Sex	Race	Ethnicity	Do Not Write In These Spaces					
	B	25	M	B	N								HANDGUN - 9 MM	UNKNOWN	OTHER
	A	24	M	B	N	25	M	B	N				HANDGUN	ACQUAINTANCE	OTHER ARGUMENTS
	B	49	M	B	N								HANDGUN	UNKNOWN	OTHER
	B	30	M	B	N								HANDGUN - 45 CAL.	UNKNOWN	OTHER
	B	18	M	B	N								HANDGUN - 9 MM	UNKNOWN	OTHER
	B	22	M	B	N								HANDGUN	UNKNOWN	OTHER
	A	24	M	B	N	37	M	B	N				HANDGUN	STRANGER	FELON KILLED BY PRIVATE CITIZEN *

** - See reverse side for explanation

DECEMBER 2012
Month and Year

ATLANTA POLICE DEPARTMENT
Agency

GAAPD 0000
Agency Identifier

GEORGIA
State

LT Neil Klag
Prepared By

LIEUTENANT

George N. J.
Chief, Sheriff, Commissioner, Superintendent

CHIEF

DO NOT WRITE HERE	
Recorded	
Edited	
Punched	
Verified	
Adjusted	

PAGE 1 OF 2
 SUPPLEMENTARY HOMICIDE REPORT

1-704 (Rev. 4-24-95)
 Form Approved
 OMB No. 1110-0002

This report is authorized by law Title 28, Section 534, United States Code. While you are not required to respond, your cooperation in using this form to list data pertaining to all homicides reported on your Return A will assist the FBI in compiling comprehensive, accurate data regarding this important classification on a timely basis.

1a. Murder and Nonnegligent Manslaughter

List below specific information for all offenses shown in item 1a of the monthly Return A. In addition, list all justifiable killings of felons by a citizen or by a peace officer in the line of duty. A brief explanation in the circumstances column regarding unfounded homicide offenses will aid the national Uniform Crime Reporting Program in editing the reports.

Incident	Situation*	Victim **				Offender**				Data Code			Weapon Used (Handgun, Rifle, Shotgun, Club, Poison, etc.)	Relationship of Victim to Offender (Husband, Wife, Son, Father, Acquaintance, Neighbor, Stranger, etc.)	Circumstances (Victim shot by robber, robbery victim shot robber, killed by patron during barroom brawl, etc.)
		Age	Sex	Race	Ethnicity	Age	Sex	Race	Ethnicity	Do Not Write In These Spaces					
	B	35	M	B	N								HANDGUN - 40 CAL.	UNKNOWN	OTHER
	B	02	F	B	N								HANDGUN - 9 MM	UNKNOWN	OTHER
	B	39	M	B	N								RIFLE	UNKNOWN	OTHER
	B	20	M	B	N								HANDGUN - 40 CAL.	UNKNOWN	OTHER
	B	BB	M	B	N								NARCOTICS/DRUGS	UNKNOWN	OTHER *
	B	60	M	B	N								STRANGULATION	UNKNOWN	OTHER
	A	59	F	W	N	56	M	W	N				BLUNT OBJECT	GIRLFRIEND	OTHER NON-SPECIFIED
	B	23	M	B	N								HANDGUN - 9 MM	UNKNOWN	OTHER
	F	25	M	B	N								HANDGUN - 40 CAL.	UNKNOWN	OTHER
	F	25	M	B	N								HANDGUN - 40 CAL.	UNKNOWN	OTHER

** - See reverse side for explanation

NOVEMBER 2012
 Month and Year
 ATLANTA POLICE DEPARTMENT
 Agency

GAAPD 0000
 Agency Identifier
 GEORGIA
 State

Clifton Johnson LIEUTENANT
 Prepared By Title
George N. Jones CHIEF
 Chief, Sheriff, Commissioner, Superintendent

DO NOT WRITE HERE	
Recorded	
Edited	
Punched	
Verified	
Adjusted	

SSD/12-11-12 * CHANGE OF STATUS - DECEMBER 2012 - INVESTIGATION REVEALED A
 MANSLAUGHTER BY NEGLIGENCE

PAGE 2 OF 2
SUPPLEMENTARY HOMICIDE REPORT

1-704 (Rev. 4-24-95)
Form Approved
OMB No. 1110-0002

This report is authorized by law Title 28, Section 534, United States Code. While you are not required to respond, your cooperation in using this form to list data pertaining to all homicides reported on your Return A will assist the FBI in compiling comprehensive, accurate data regarding this important classification on a timely basis.

1a. Murder and Nonnegligent Manslaughter

List below specific information for all offenses shown in item 1a of the monthly Return A. In addition, list all justifiable killings of felons by a citizen or by a peace officer in the line of duty. A brief explanation in the circumstances column regarding unfounded homicide offenses will aid the national Uniform Crime Reporting Program in editing the reports.

Incident	Situation*	Victim **				Offender**				Data Code			Weapon Used (Handgun, Rifle, Shotgun, Club, Poison, etc.)	Relationship of Victim to Offender (Husband, Wife, Son, Father, Acquaintance, Neighbor, Stranger, etc.)	Circumstances (Victim shot by robber, robbery victim shot robber, killed by patron during barroom brawl, etc.)
		Age	Sex	Race	Ethnicity	Age	Sex	Race	Ethnicity	Do Not Write In These Spaces					
	B	20	M	B	N								HANDGUN	UNKNOWN	OTHER

-7a-

* - See reverse side for explanation
** - See reverse side for explanation

NOVEMBER 2012
Month and Year

ATLANTA POLICE DEPARTMENT
Agency

GAAPD 0000
Agency Identifier

GEORGIA
State

Cynthia Gibson
Prepared By

LIEUTENANT
Title

George M. Jones
Chief, Sheriff, Commissioner, Superintendent

CHIEF
Title

SSD/12-11-12

DO NOT WRITE HERE	
Recorded	
Edited	
Punched	
Verified	
Adjusted	

ATLANTA POLICE DEPARTMENT
AGE, SEX, AND RACE OF PERSONS ARRESTED
17 YEARS OF AGE AND OVER

MONTH DECEMBER

YEAR 2012

CLASSIFICATION OF OFFENSES	SEX	AGE OF PERSON ARRESTED																TOTAL	RACE				ETHNIC			
		17	18	19	20	21	22	23	24 29	30 34	35 39	40 44	45 49	50 54	55 59	60 64	65 UP		White	Black	Native Amer.	Asian/Pacific	Whi. Hispanic	Black Hispanic		
Murder/Nonnegligent Manslaughter	01a	M				1		1	1	3	1							7								
	F																	0		7						
Manslaughter by Negligence	01b	M																0								
	F																	0								
Forcible Rape	02	M		1						1								2								
	F																	0		2						
Robbery	03	M		1	2	6	3	2	3	6	6	2	1	3	1			36								
	F								1	1							3	5	33	1						
Aggravated Assault	04	M	2	2	3	2	1	4	2	17	11	6	9	5	4	3	3	76								
	F		1		1	1	1			8	5	2	3	1	1	2		28	5	96		1				
Burglary- Breaking or Entering	05	M	3	1	2	1	1	1	1	4	7	4	2	2	1	2		32								
	F									3		1					4	3	33							
Larceny - Theft (except Motor Vehicle Theft)	06	M	12	5	7	4	4	3	1	19	19	10	18	28	22	6	5	168								
	F	1	3	2	6	3	4	7	23	15	4	7	7	8	3	1	1	95	40	221	1	1				
Motor Vehicle Theft	07	M		2		1	2		1	2				1				9								
	F									1				1			2	3	8							
Other Assaults	08	M	4	2	6	10	4	3	9	36	23	17	17	17	12	5	2	169								
	F		6	4	2	1	2	4	8	8	2	4	5	2				48	19	196		2				
Arson	09	M																0								
	F																	0								
Forgery and Counterfeiting	10	M			1				1	5	2	1	1		1	1		13								
	F		1					1	1	1			1					5		18						
Fraud	11	M		1	1			1		5			2	4	1	2	1	18								
	F									2		1			1	1		5	4	19						
Embezzlement	12	M				1				2	1		1					5								
	F									2	1		1	1				5	3	7						
Stolen Property; Buying, Receiving, Possessing	13	M	2		1	2	1	1	1	4	3	3	2	3	3	1		27								
	F									1					1			2	1	28						
Vandalism	14	M		1	2		1	1	4	7	3	2	2	3	2		1	29								
	F					1	1			1	1			1	3			8	8	29						
Weapons	15	M	3	3	2		2	2	1	5	4	2	1	3		1	2	33								
	F			2					1				1		2			6	4	35						

- 8 -

**ATLANTA POLICE DEPARTMENT
AGE, SEX, AND RACE OF PERSONS ARRESTED
17 YEARS OF AGE AND OVER**

MONTH DECEMBER

YEAR 2012

CLASSIFICATION OF OFFENSES	SEX	AGE OF PERSON ARRESTED															TOTAL	RACE				ETHNIC		
		17	18	19	20	21	22	23	24 29	30 34	35 39	40 44	45 49	50 54	55 59	60 64		65 UP	White	Black	Native Amer.	Asian/Pacific	Whi. Hispanic	Blck Hispanic
Prostitution and Commercialized Vice	M			1			2		9	2	2	2	1	3	3			25						
	F	1	2	4		2	3	1	14	10	7	3	7	2				56	13	68				
Sex Offenses (except Rape and Prostitution)	M	1					2	1	7	8	3	7	10	17	11	5	3	75						
	F		1		1				1			3	2			1		9	8	76				
Drug Abuse Violations Grand Total	M	1	7	10	17	20	19	14	69	42	27	23	16	20	12	4	3	304						
	F	0	2	4	4	3	6	3	9	3	7	9	3	2	1	1	0	57	42	317	0	2	0	0
(1) Sale/Manufacturing Subtotal	M	0	0	2	0	1	1	1	7	5	4	1	0	3	1	1	0	27						
	F	0	0	0	0	0	0	1	2	0	0	0	2	0	0	1	0	6	3	30	0	0	0	0
Opium or Cocaine and their derivatives	M							1	2	2		1				1		7						
	F												1			1		2		9				
Marijuana	M			1					3	3	3							10						
	F								1	2								3		13				
Synthetic Narcotics	M																	0						
	F																	0						
Other Dangerous Non-Narcotic Drugs	M			1		1	1		2		1			3	1			10						
	F												1					1	3	8				
(2) Possession Subtotal	M	1	7	8	17	19	18	13	62	37	23	22	16	17	11	3	3	277						
	F	0	2	4	4	3	6	2	7	3	7	9	1	2	1	0	0	51	39	287	0	2	0	0
Opium or Cocaine and their derivatives	M		1	1	2	1	2	2	15	7	6	4	8	7	3	1	1	61						
	F								1	3	6	7			1			18	22	57				
Marijuana	M	1	6	7	15	18	16	11	44	30	17	18	8	10	8	2	2	213						
	F		2	4	3	3	6	2	5		1	1	1	2				30	12	229		2		
Synthetic Narcotics	M								2									2						
	F								1			1						2	3	1				
Other Dangerous Non-Narcotic Drugs	M								1									1						
	F				1													1	2					
Gambling Total	M	0	0	0	0	0	0	0	0	0	0	0	3	1	1	0	0	5						
	F	0	0	0	0	0	0	0	0	0	0	0	0	0	0	0	0	0	0	5	0	0	0	0
Bookmaking	M																	0						
	F																	0						
Numbers and Lottery	M																	0						
	F																	0						

- 8a -

**ATLANTA POLICE DEPARTMENT
AGE, SEX, AND RACE OF PERSONS ARRESTED
17 YEARS OF AGE AND OVER**

MONTH DECEMBER

YEAR 2012

CLASSIFICATION OF OFFENSES	SEX	AGE OF PERSON ARRESTED															TOTAL	RACE				ETHNIC			
		17	18	19	20	21	22	23	24 29	30 34	35 39	40 44	45 49	50 54	55 59	60 64		65 UP	White	Black	Native Amer.	Asian/Pacific	Whi. Hispanic	Blck Hispanic	
All Other Gambling	M												3	1	1			5							
	F																	0		5					
Offenses Against Family And Children	M			1	1			1										3							
	F					1												1		4					
Driving Under the Influence	M		1		2	5	2	1	30	8	12	10	7	6	10		1	95							
	F			1			2	1	18	6	6	3		1	1			39	57	77					
Liquor Laws	M					2		2	10	10	13	16	37	36	21	18	1	166							
	F					1			1	4	1	4	8	4	2	1		26	18	174					
Drunkenness	M						2	2	12	6	12	10	13	17	10	3		87							
	F			1				1	1	2		4	2	2	1			14	27	74					
Disorderly Conduct	M	1	4	3	2	5	9	8	15	25	14	19	29	39	14	9	5	201							
	F	1	2	1	2	8	3	5	10	11	11	5	3	8	4	2	1	77	33	245					
Vagrancy	M				1	1	1			6	2	8	13	16	9	1	2	60							
	F					1			1								1	3	12	51					
All Other Offenses (except Traffic)	M	1	7	2	5	3	3	2	29	23	16	22	56	22	19	12	3	225							
	F			1	1		1	1	12	7	4	6	7	9	2	2		53	36	235	2	5			
Suspicion	M																	0							
	F																	0							
TOTAL			33	56	64	74	77	82	81	416	283	194	227	301	270	149	74	33	2414	341	2058	4	11	0	0

DECEMBER 2012

Month and Year of Report

GAAPD 0000

Agency Identifier

JANUARY 30, 2013

Date

Lt. Neal King
Prepared By

LIEUTENANT
Title

George N. Jones
Chief, Commissioner, Sheriff, or Superintendent

CHIEF

ATLANTA POLICE DEPARTMENT - GEORGIA

Agency and State

**ATLANTA POLICE DEPARTMENT
AGE, SEX, AND RACE OF PERSONS ARRESTED
16 YEARS OF AGE AND UNDER**

CLASSIFICATION OF OFFENSES	SEX	AGE						RACE				ETHNIC	
		0 9	10 12	13 14	15	16	TOTAL	White	Black	Native Amer.	Asian/Pacific	Whi. Hispanic	Blck Hispanic
Murder/Nonnegligent Manslaughter	01a	M					0						
	F						0						
Manslaughter by Negligence	01b	M					0						
	F						0						
Forcible Rape	02	M					0						
	F						0						
Robbery	03	M					0						
	F			1	1		2		2				
Aggravated Assault	04	M			1	2	3						
	F			1			1		4				
Burglary- Breaking or Entering	05	M				2	2						
	F						0		2				
Larceny - Theft (except Motor Vehicle Theft)	06	M			6	5	2	13					
	F			1	3	3	7		20				
Motor Vehicle Theft	07	M			2	2	4						
	F					1	1		5				
Other Assaults	08	M		2		4	6						
	F			1		1	2		8				
Arson	09	M					0						
	F						0						
Forgery and Counterfeiting	10	M					0						
	F						0						
Fraud	11	M					0						
	F						0						
Embezzlement	12	M					0						
	F						0						
Stolen Property, Buying, Receiving, Possessing	13	M				2	2						
	F						0		2				
Vandalism	14	M			3	4	2	9					
	F						0		9				
Weapons	15	M			1		1						
	F						0		1				
Prostitution and Commercialized Vice	16	M					0						
	F						0						

-8-

ATLANTA POLICE DEPARTMENT
 AGE, SEX, AND RACE OF PERSONS ARRESTED
 16 YEARS OF AGE AND UNDER

MONTH DECEMBER

YEAR 2012

CLASSIFICATION OF OFFENSES	SEX	AGE						RACE				ETHNIC	
		09	1012	1314	15	16	TOTAL	White	Black	Native Amer.	Asian/Pacific	Whi. Hispanic	Blck Hispanic
Sex Offenses (except Rape and Prostitution)	17 M						0						
	F						0						
Drug Abuse Violations	18 M	0	0	0	1	0	1						
	F	0	0	0	0	0	0	0	1	0	0	0	0
(1) Sale/Manufacturing Subtotal	180 M	0	0	0	0	0	0						
	F	0	0	0	0	0	0	0	0	0	0	0	0
Opium or Cocaine and their Derivatives	a M						0						
	F						0						
Marijuana	b M						0						
	F						0						
Synthetic Narcotics	c M						0						
	F						0						
Other Dangerous Non-Narcotic Drugs	d M						0						
	F						0						
(2) Possession Subtotal	185 M	0	0	0	1	0	1						
	F	0	0	0	0	0	0	0	1	0	0	0	0
Opium or Cocaine and their Derivatives	e M						0						
	F						0						
Marijuana	f M				1		1						
	F						0		1				
Synthetic Narcotics	g M						0						
	F						0						
Other Dangerous Non-Narcotic Drugs	h M						0						
	F						0						
Gambling Total	19 M	0	0	0	0	0	0						
	F	0	0	0	0	0	0	0	0	0	0	0	0
Bookmaking	a M						0						
	F						0						
Numbers and Lottery	b M						0						
	F						0						
All Other Gambling	c M						0						
	F						0						
Offenses Against Family and Children	20 M						0						
	F						0						

- 85 -

**ATLANTA POLICE DEPARTMENT
AGE, SEX, AND RACE OF PERSONS ARRESTED
16 YEARS OF AGE AND UNDER**

MONTH DECEMBER

YEAR 2012

CLASSIFICATION OF OFFENSES	SEX	AGE						RACE				ETHNIC		
		0 9	10 12	13 14	15	16	TOTAL	White	Black	Native Amer.	Asian/Pacific	Whi. Hispanic	Blck Hispanic	
Driving Under the Influence	M						0							
	F						0							
Liquor Laws	M						0							
	F						0							
Drunkenness	M						0							
	F						0							
Disorderly Conduct	M		2	3		1	6							
	F						0	1	5					
Vagrancy	M						0							
	F						0							
All Other Offenses (except Traffic)	M						0							
	F						0							
Suspicion	M						0							
	F						0							
Curfew and Loitering	M						0							
	F						0							
Run-Aways	M						0							
	F						0							
Total			0	6	20	25	9	60	1	59	0	0	0	0

- 8 -

DECEMBER 2012
Month and Year of Report

GAAPD 0000
Agency Identifier

JANUARY 30, 2013
Date

ATLANTA POLICE DEPARTMENT - GEORGIA
Agency and State

LT Neil Klog LIEUTENANT
Prepared By

George W. Jones CHIEF
Chief, Commissioner, Sheriff, or Superintendent

UNIFORM CRIME REPORTING

**LAW ENFORCEMENT
OPERATIONS
&
MANAGEMENT**

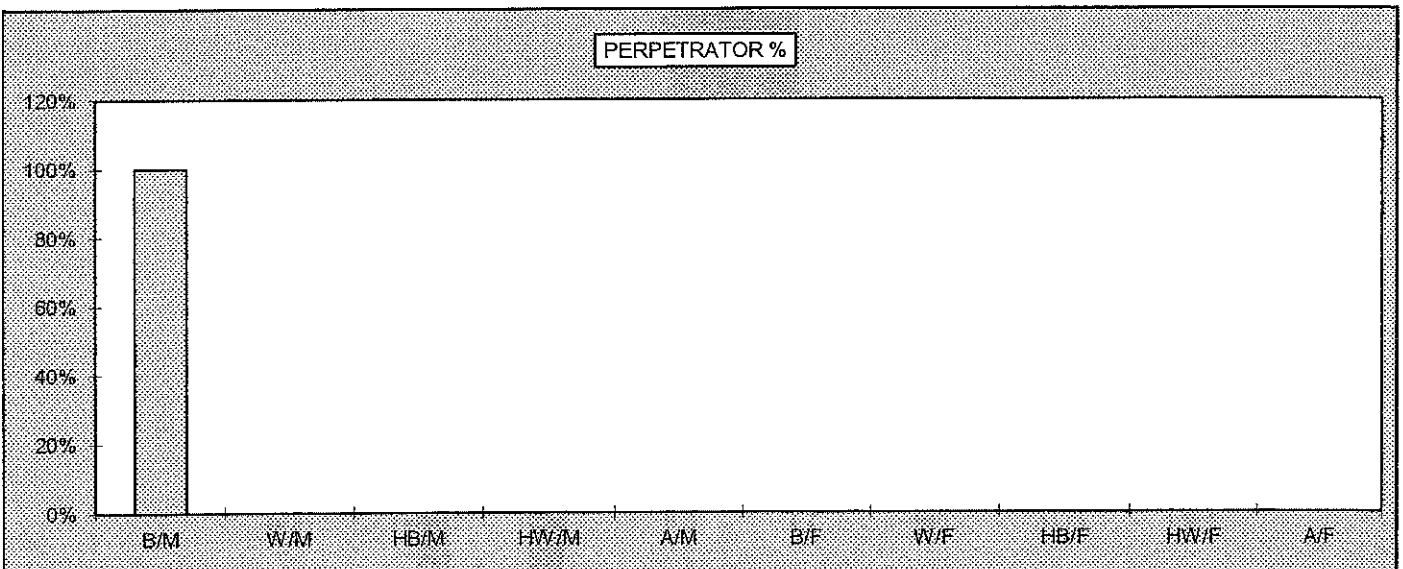
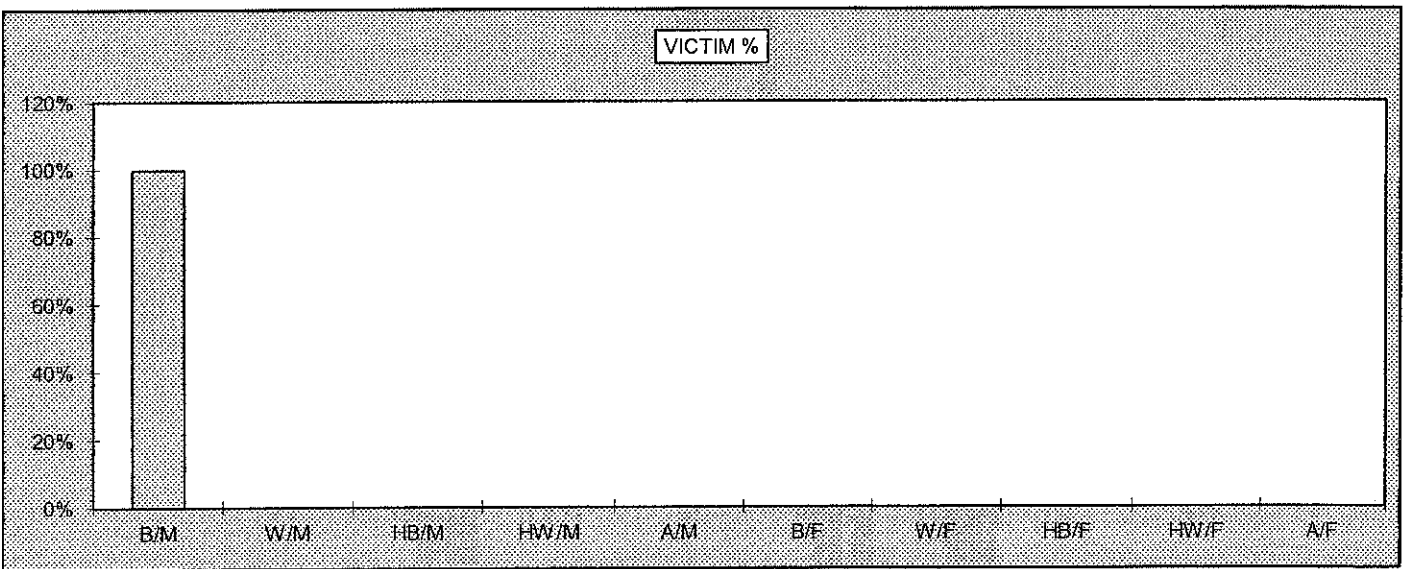
CRIME AREA COMPARISON

**SUPPORT SERVICES DIVISION
Information Services Section**

**DECEMBER 2012
DECEMBER 2011**

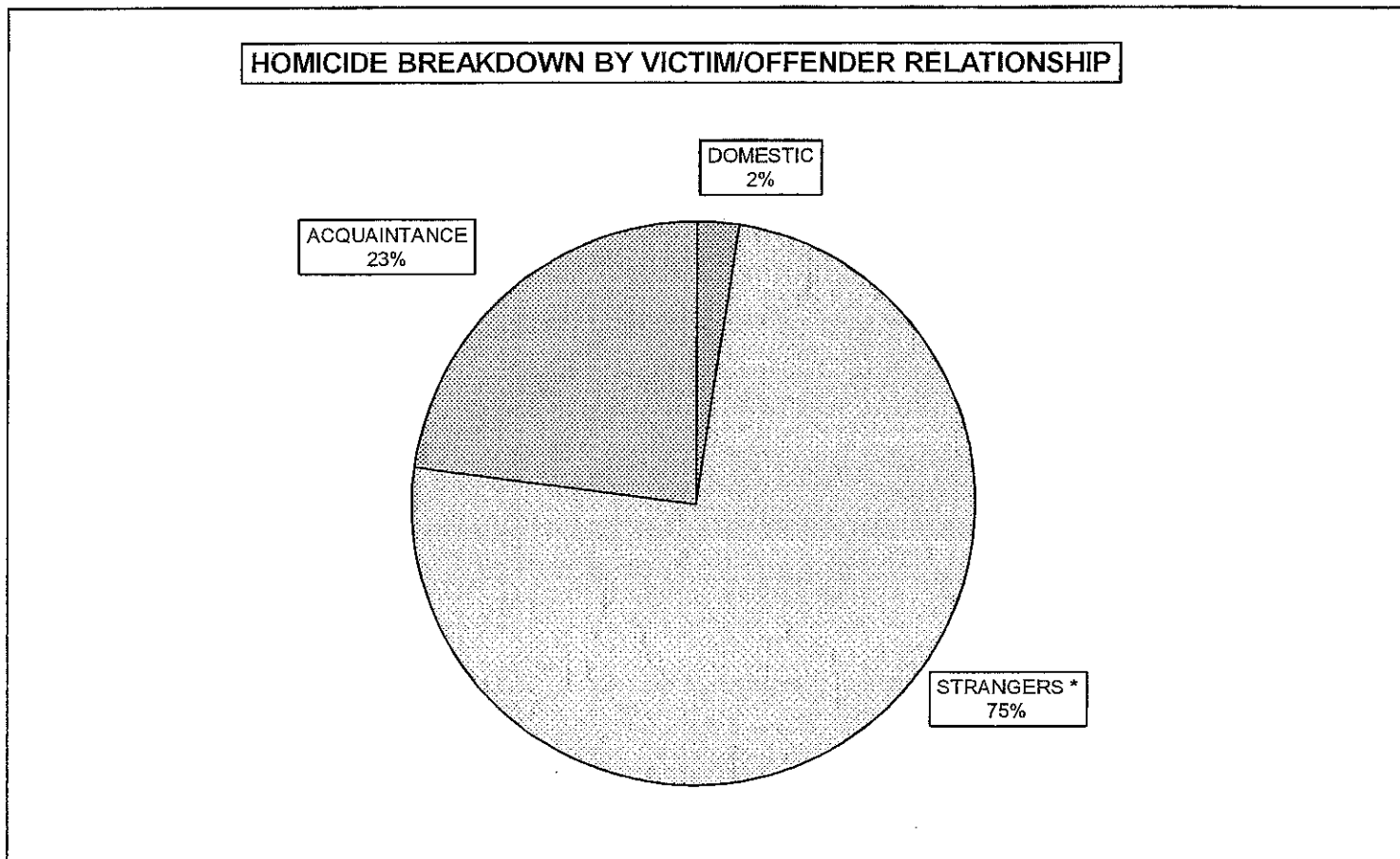
**2012
DECEMBER HOMICIDE COMPARISON
BY RACE, SEX, AND ETHNIC ORIGIN**

	VICTIM	PERPETRATOR		VICTIM %	PERPETRATOR %
B/M	5	1	B/M	100%	100%
W/M	0	0	W/M	0%	0%
HB/M	0	0	HB/M	0%	0%
HW/M	0	0	HW/M	0%	0%
A/M	0	0	A/M	0%	0%
TOTAL MALES	5	1			
B/F	0	0	B/F	0%	0%
W/F	0	0	W/F	0%	0%
HB/F	0	0	HB/F	0%	0%
HW/F	0	0	HW/F	0%	0%
A/F	0	0	A/F	0%	0%
TOTAL FEMALES	0	0			
TOTAL	5	1	PERPETRATOR UNKNOWN FOR 4 HOMICIDES		



**2012
HOMICIDE BREAKDOWN
YEAR TO DATE**

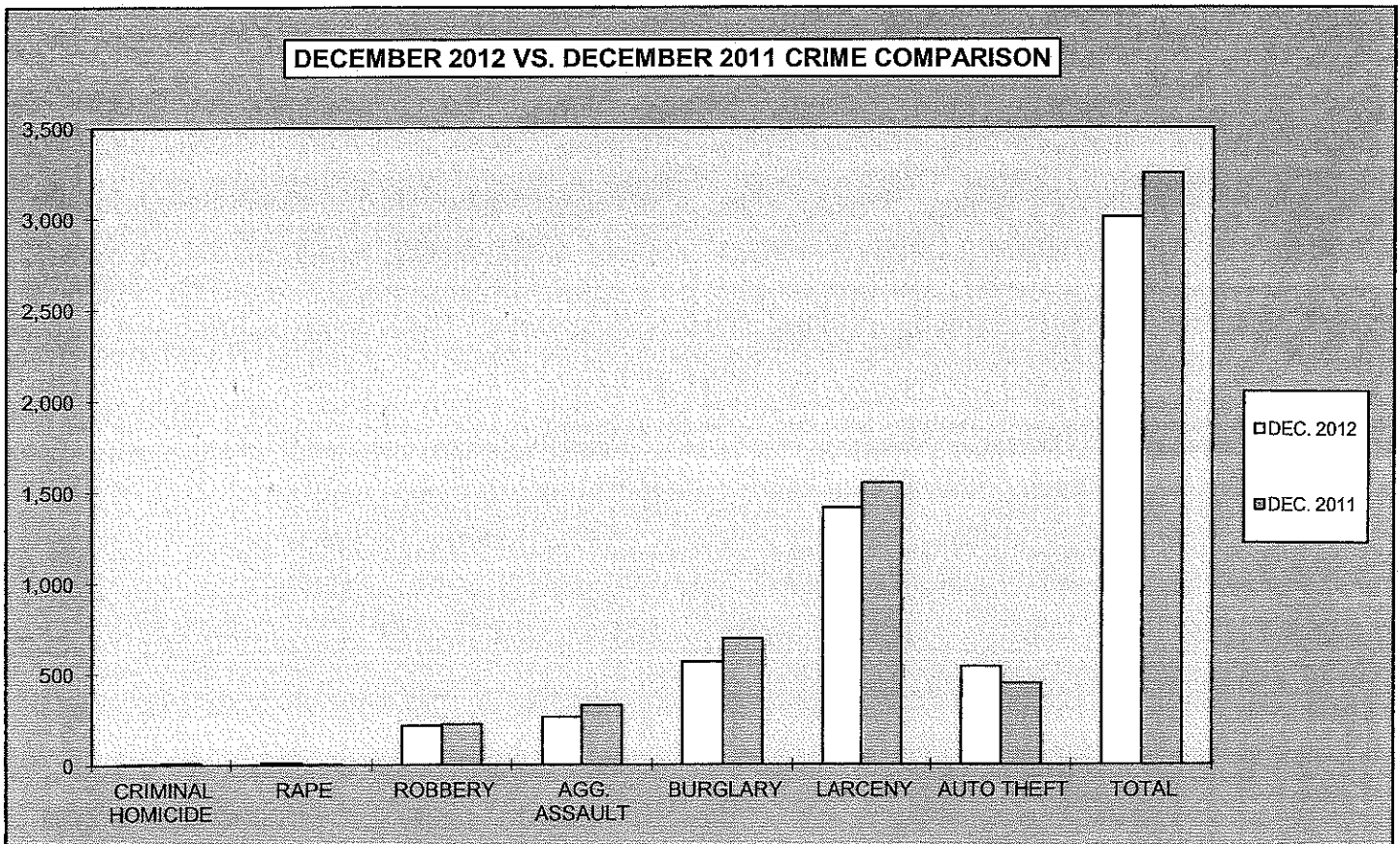
DECEMBER							
MONTH	ACTUAL	DOMESTIC	%	STRANGERS *	%	ACQUAINTANCE	%
JANUARY	4	0	0%	3	75%	1	25%
FEBRUARY	5	0	0%	4	80%	1	20%
MARCH	10	0	0%	7	70%	3	30%
APRIL	5	0	0%	5	100%	0	0%
MAY	5	0	0%	2	40%	3	60%
JUNE	9	0	0%	4	44%	5	56%
JULY	7	0	0%	7	100%	0	0%
AUGUST	8	0	0%	7	88%	1	12%
SEPTEMBER	6	2	33%	4	67%	0	0%
OCTOBER	8	0	0%	5	63%	3	37%
NOVEMBER	11	0	0%	10	91%	1	9%
DECEMBER	5	0	0%	4	80%	1	20%
TOTAL	83	2	2%	62	75%	19	23%



* UNKNOWN INCLUDED IN WITH STRANGERS

**2012
MONTHLY CRIME COMPARISON**

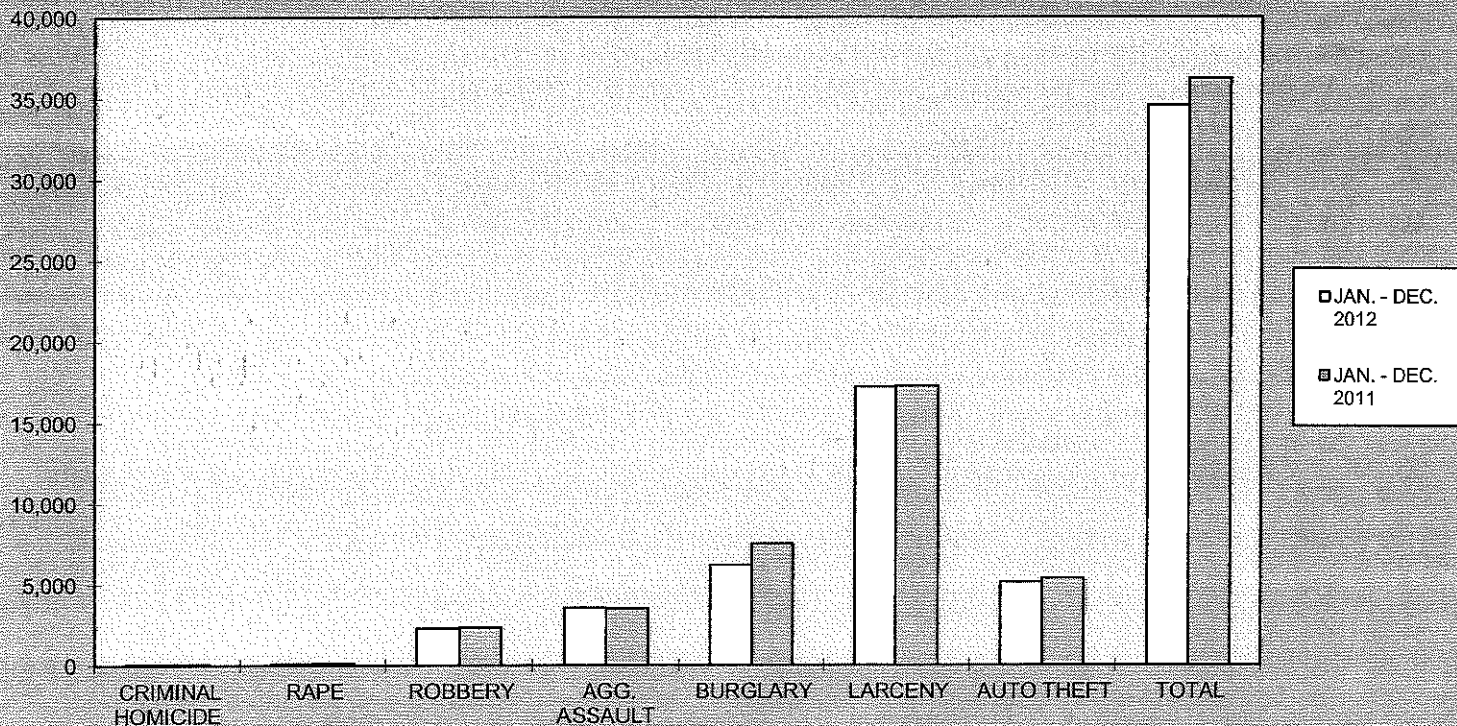
CRIME	DEC. 2012	DEC. 2011	# DIFFERENCE	% DIFFERENCE
CRIMINAL HOMICIDE	5	12	-7	-58%
RAPE	11	2	9	450%
ROBBERY	215	224	-9	-4%
AGG. ASSAULT	262	326	-64	-20%
BURGLARY	565	692	-127	-18%
RESIDENCE	492	610	-118	-19%
NON-RESIDENCE	73	82	-9	-11%
LARCENY	1,414	1,551	-137	-9%
POCKETPICKING	9	8	1	13%
PURSE SNATCHING	21	42	-21	-50%
SHOPLIFTING	267	272	-5	-2%
FROM MOTOR VEHICLES	642	599	43	7%
MOTOR VEH. PARTS/ACCESSORIES	125	153	-28	-18%
BICYCLES	12	7	5	71%
FROM BUILDINGS	144	150	-6	-4%
FROM COIN OPERATED MACHINES	1	0	1	100%
ALL OTHER	193	320	-127	-40%
AUTO THEFT	539	446	93	21%
TOTAL	3,011	3,253	-242	-7%



**2012
YEAR TO DATE CRIME COMPARISON**

ANNUAL CRIME COMPARISON				
CRIME	JAN - DEC 2012	JAN - DEC 2011	# DIFFERENCE	% DIFFERENCE
CRIMINAL HOMICIDE	83	88	-5	-6%
RAPE	113	148	-35	-24%
ROBBERY	2,276	2,343	-67	-3%
AGG. ASSAULT	3,555	3,518	37	1%
BURGLARY	6,192	7,499	-1,307	-17%
RESIDENCE	5,400	6,520	-1,120	-17%
NON-RESIDENCE	792	979	-187	-19%
LARCENY	17,212	17,274	-62	0%
POCKETPICKING	108	81	27	33%
PURSE SNATCHING	437	427	10	2%
SHOPLIFTING	2,829	2,767	62	2%
FROM MOTOR VEHICLES	7,173	6,870	303	4%
MOTOR VEH. PARTS/ACCESSORIES	1,616	1,673	-57	-3%
BICYCLES	174	189	-15	-8%
FROM BUILDINGS	1,918	1,895	23	1%
FROM COIN OPERATED MACHINES	25	12	13	108%
ALL OTHER	2,932	3,360	-428	-13%
AUTO THEFT	5,150	5,371	-221	-4%
TOTAL	34,581	36,241	-1,660	-5%

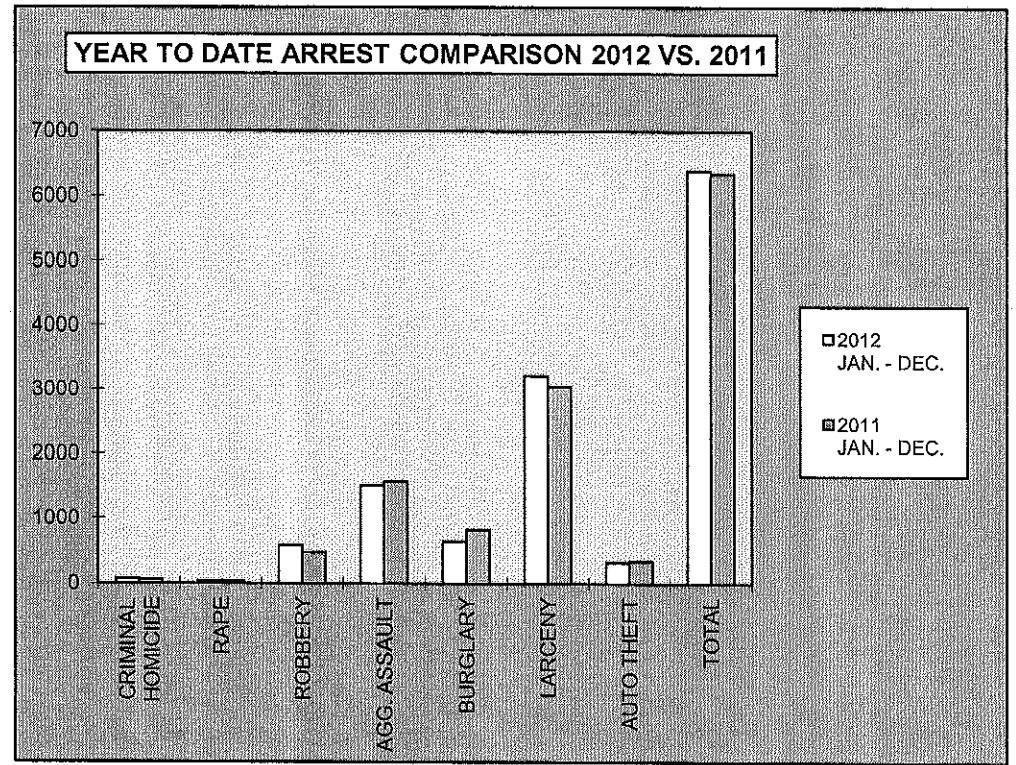
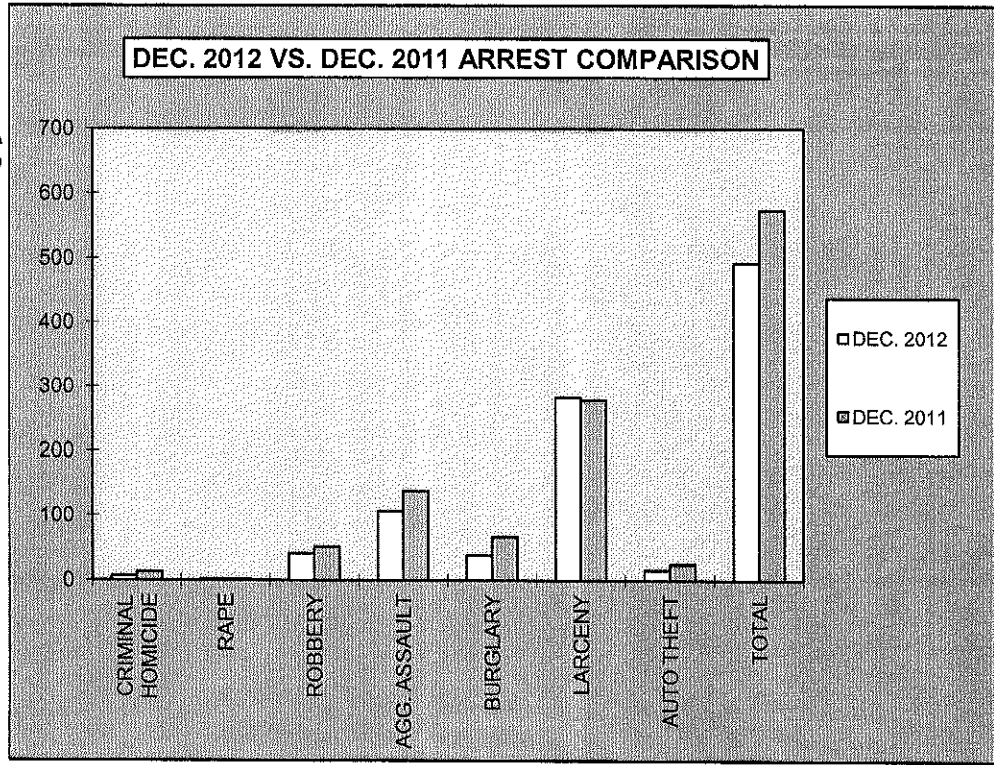
YEAR TO DATE CRIME COMPARISON



2012 ARREST COMPARISON

DECEMBER ARREST COMPARISON				
CRIME	DEC 2012	DEC 2011	# DIFFERENCE	% DIFFERENCE
CRIMINAL HOMICIDE	7	13	-6	-46%
RAPE	2	2	0	0%
ROBBERY	41	52	-11	-21%
AGG. ASSAULT	106	137	-31	-23%
BURGLARY	38	67	-29	-43%
LARCENY	283	279	4	1%
AUTO THEFT	16	25	-9	-36%
TOTAL	493	575	-82	-14%

ANNUAL ARREST COMPARISON				
CRIME	2012 JAN. - DEC	2011 JAN. - DEC	# DIFFERENCE	% DIFFERENCE
CRIMINAL HOMICIDE	75	64	11	17%
RAPE	35	44	-9	-20%
ROBBERY	594	476	118	25%
AGG. ASSAULT	1,502	1,559	-57	-4%
BURGLARY	653	823	-170	-21%
LARCENY	3,215	3,041	174	6%
AUTO THEFT	324	341	-17	-5%
TOTAL	6,398	6,348	50	1%

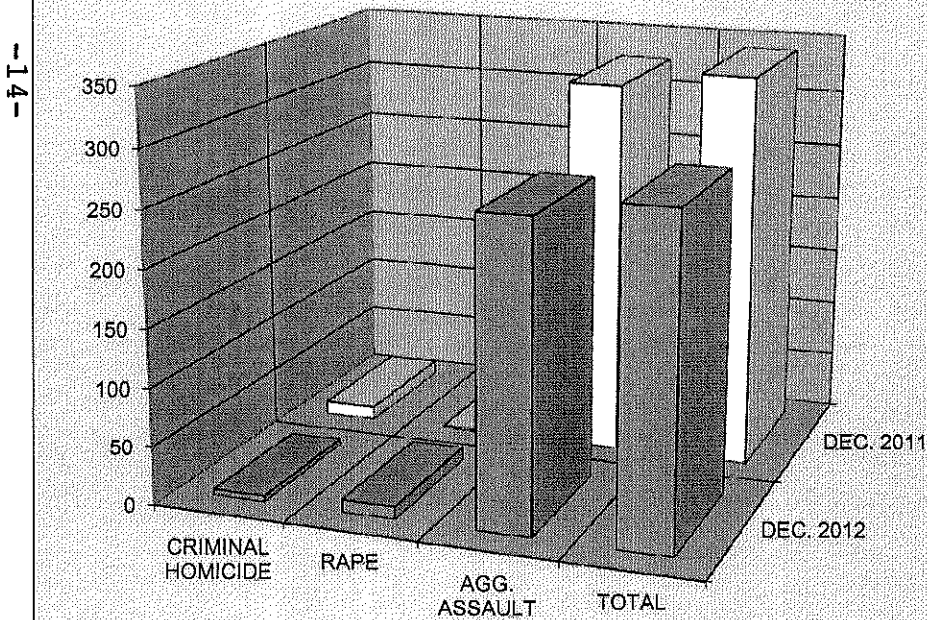


**2012
CRIME COMPARISON
CRIMES AGAINST PERSONS**

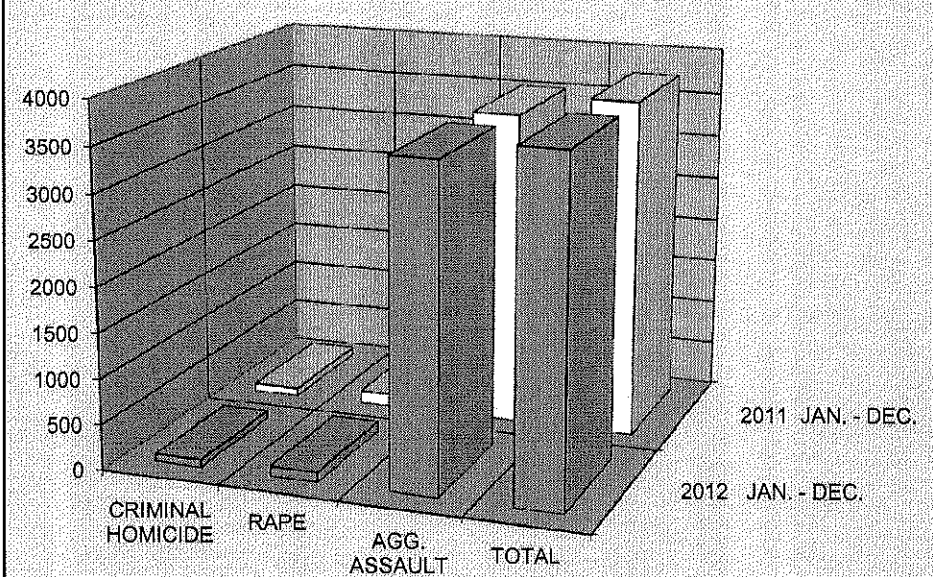
DECEMBER				
CRIME	DEC. 2012	DEC. 2011	# DIFFERENCE	% DIFFERENCE
CRIMINAL HOMICIDE	5	12	-7	-58%
RAPE	11	2	9	450%
AGG. ASSAULT	262	326	-64	-20%
TOTAL	278	340	-62	-18%

ANNUAL				
CRIME	2012 JAN. - DEC.	2011 JAN. - DEC.	# DIFFERENCE	% DIFFERENCE
CRIMINAL HOMICIDE	83	88	-5	-6%
RAPE	113	148	-35	-24%
AGG. ASSAULT	3,555	3,518	37	1%
TOTAL	3,751	3,754	-3	0%

DECEMBER CRIMES AGAINST PERSONS



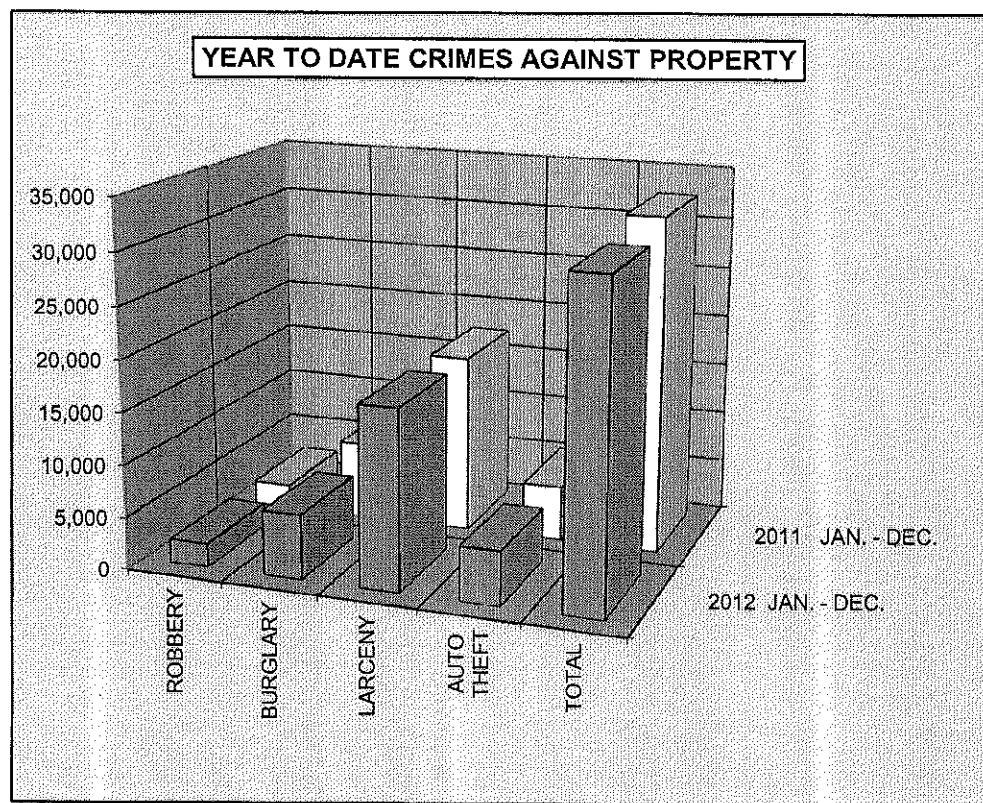
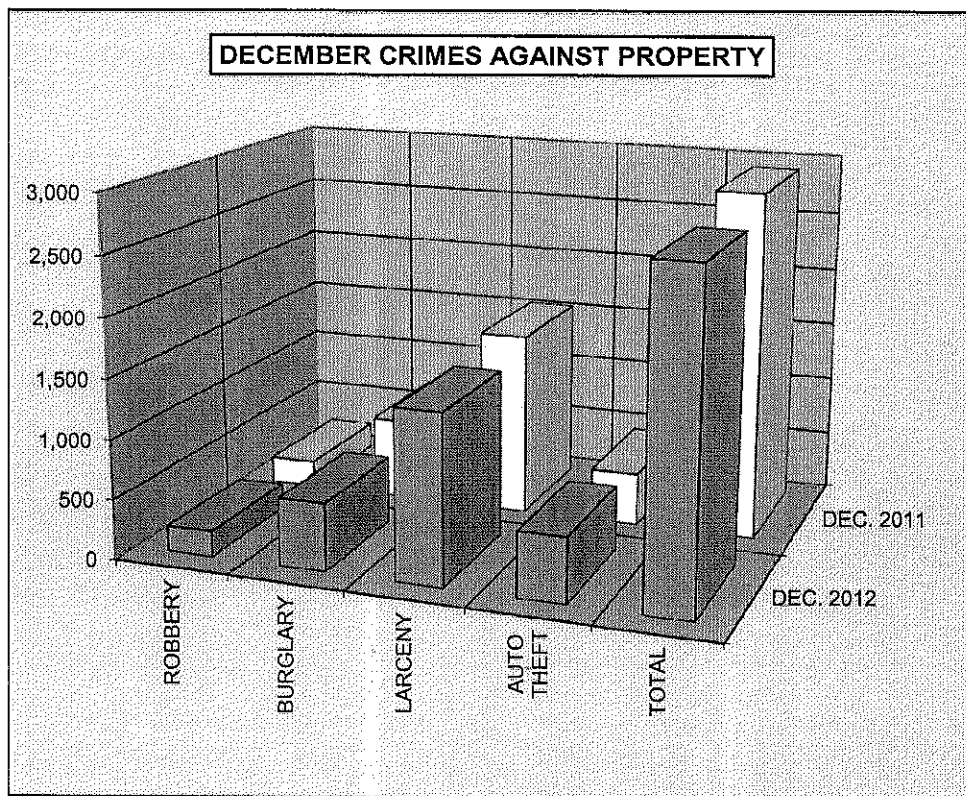
YEAR TO DATE CRIMES AGAINST PERSONS



**2012
CRIME COMPARISON
CRIMES AGAINST PROPERTY**

DECEMBER				
CRIME	DEC. 2012	DEC. 2011	# DIFFERENCE	% DIFFERENCE
ROBBERY	215	224	-9	-4%
BURGLARY	565	692	-127	-18%
LARCENY	1,414	1,551	-137	-9%
AUTO THEFT	539	446	93	21%
TOTAL	2,733	2,913	-180	-6%


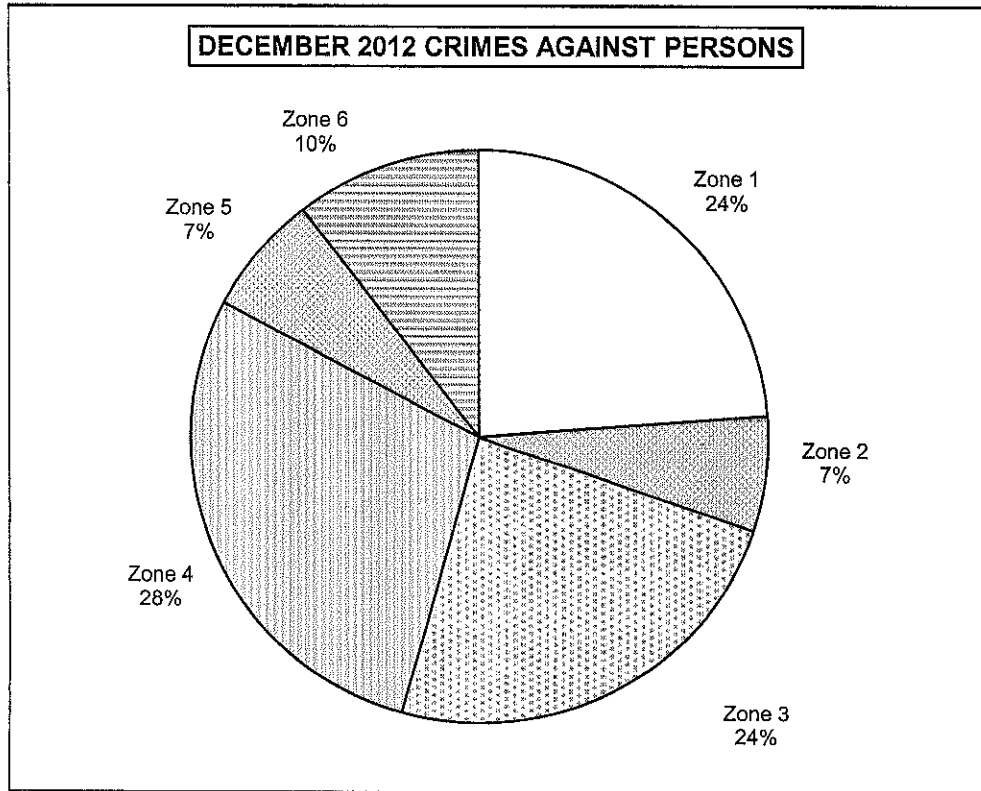
ANNUAL				
CRIME	2012 JAN. - DEC.	2011 JAN. - DEC.	# DIFFERENCE	% DIFFERENCE
ROBBERY	2,276	2,343	-67	-3%
BURGLARY	6,192	7,499	-1,307	-17%
LARCENY	17,212	17,274	-62	0%
AUTO THEFT	5,150	5,371	-221	-4%
TOTAL	30,830	32,487	-1,657	-5%



2012
AREA BREAKDOWN
CRIMES AGAINST PERSONS AND PROPERTY

DECEMBER 2012 CRIMES AGAINST PERSONS BY ZONE						
CRIME	Zone 1	Zone 2	Zone 3	Zone 4	Zone 5	Zone 6
CRIMINAL HOMICIDE	2	0	1	1	1	0
RAPE	2	2	0	4	1	2
AGG. ASSAULT	62	16	66	74	17	27
TOTAL CRIMES AGAINST PERSONS	66	18	67	79	19	29

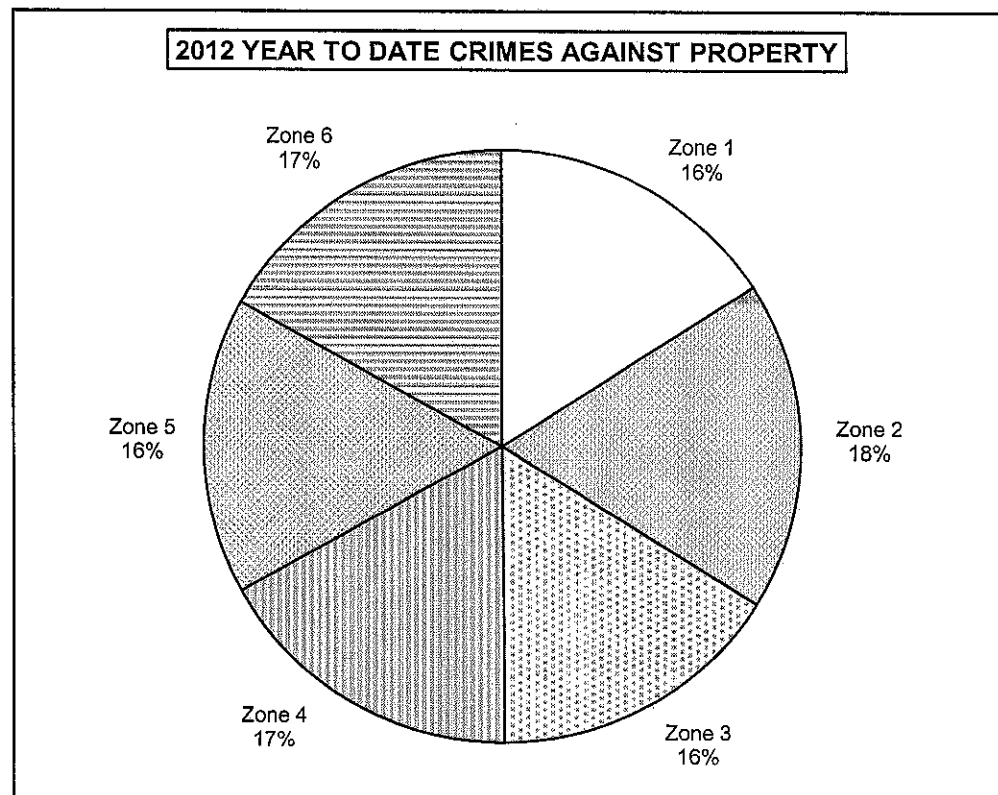
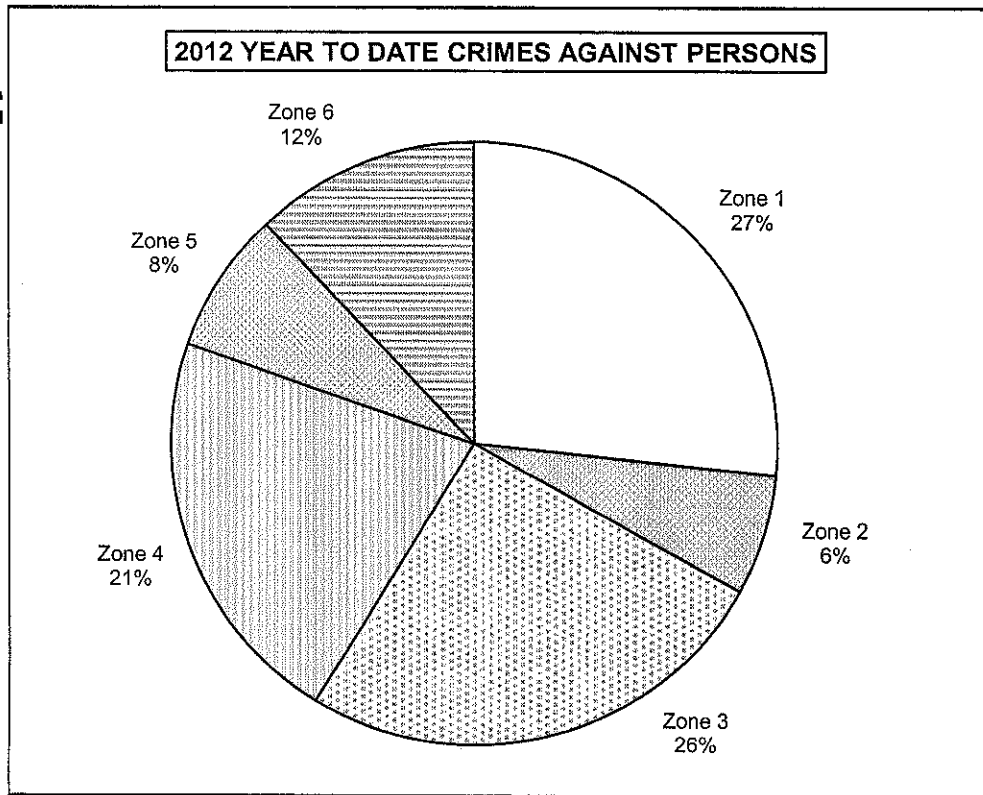
DECEMBER 2012 CRIMES AGAINST PROPERTY BY ZONE						
CRIME	Zone 1	Zone 2	Zone 3	Zone 4	Zone 5	Zone 6
ROBBERY	54	16	49	40	18	38
BURGLARY	117	83	132	126	25	82
LARCENY	141	363	151	199	311	249
AUTO THEFT	119	48	109	127	47	89
TOTAL CRIMES AGAINST PROPERTY	431	510	441	492	401	458



**2012
YEAR TO DATE AREA BREAKDOWN
CRIMES AGAINST PERSONS AND PROPERTY**

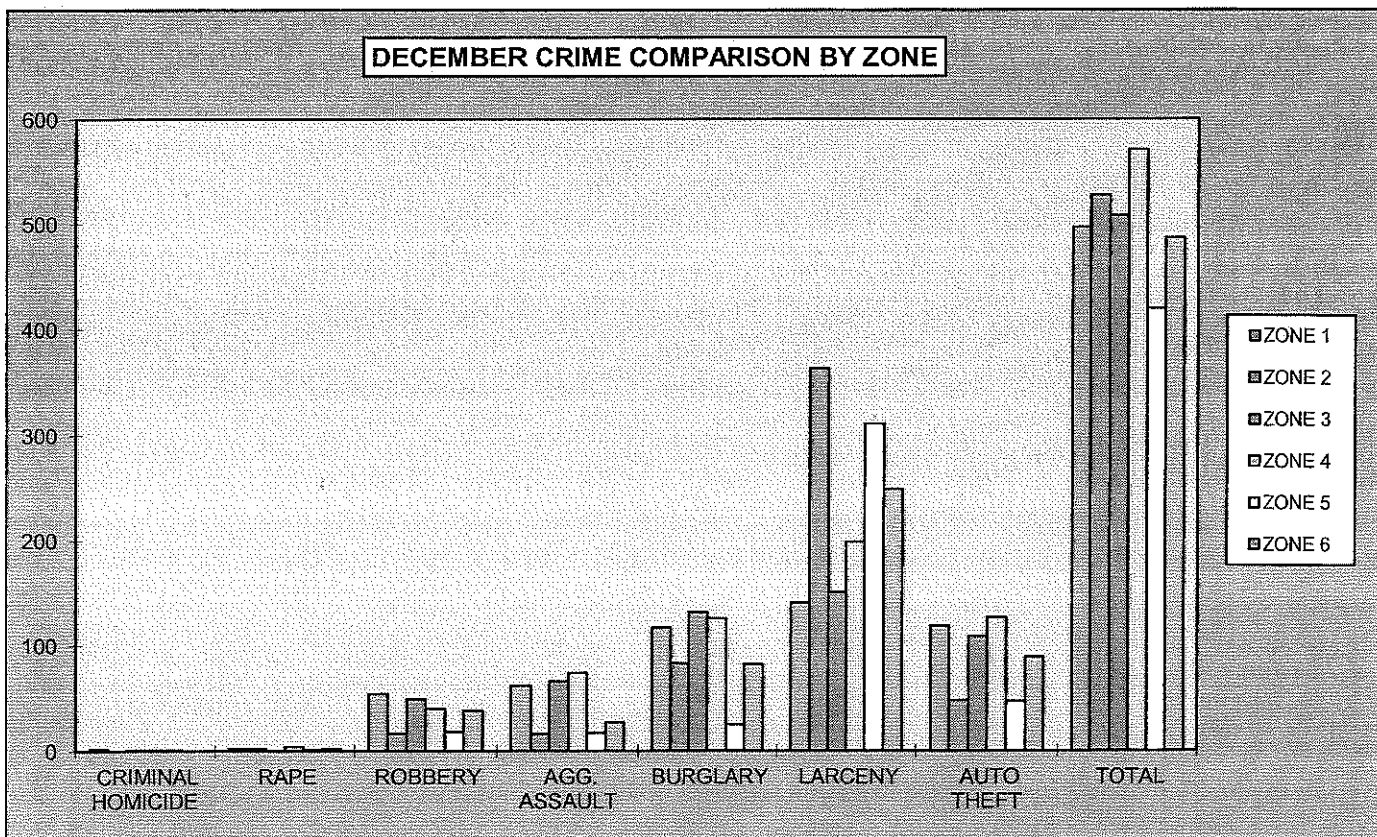
ANNUAL CRIMES AGAINST PERSONS BY ZONE						
CRIME	Zone 1	Zone 2	Zone 3	Zone 4	Zone 5	Zone 6
CRIMINAL HOMICIDE	23	0	21	27	4	8
RAPE	19	12	20	30	10	22
AGG. ASSAULT	957	229	924	751	273	421
TOTAL CRIMES AGAINST PERSONS	999	241	965	808	287	451

ANNUAL CRIMES AGAINST PROPERTY BY ZONE						
CRIME	Zone 1	Zone 2	Zone 3	Zone 4	Zone 5	Zone 6
ROBBERY	517	181	458	453	315	352
BURGLARY	1,409	889	1,487	1,430	274	703
LARCENY	1,916	3,952	1,827	2,361	3,888	3,268
AUTO THEFT	1,068	498	1,174	1,009	506	895
TOTAL CRIMES AGAINST PROPERTY	4,910	5,520	4,946	5,253	4,983	5,218



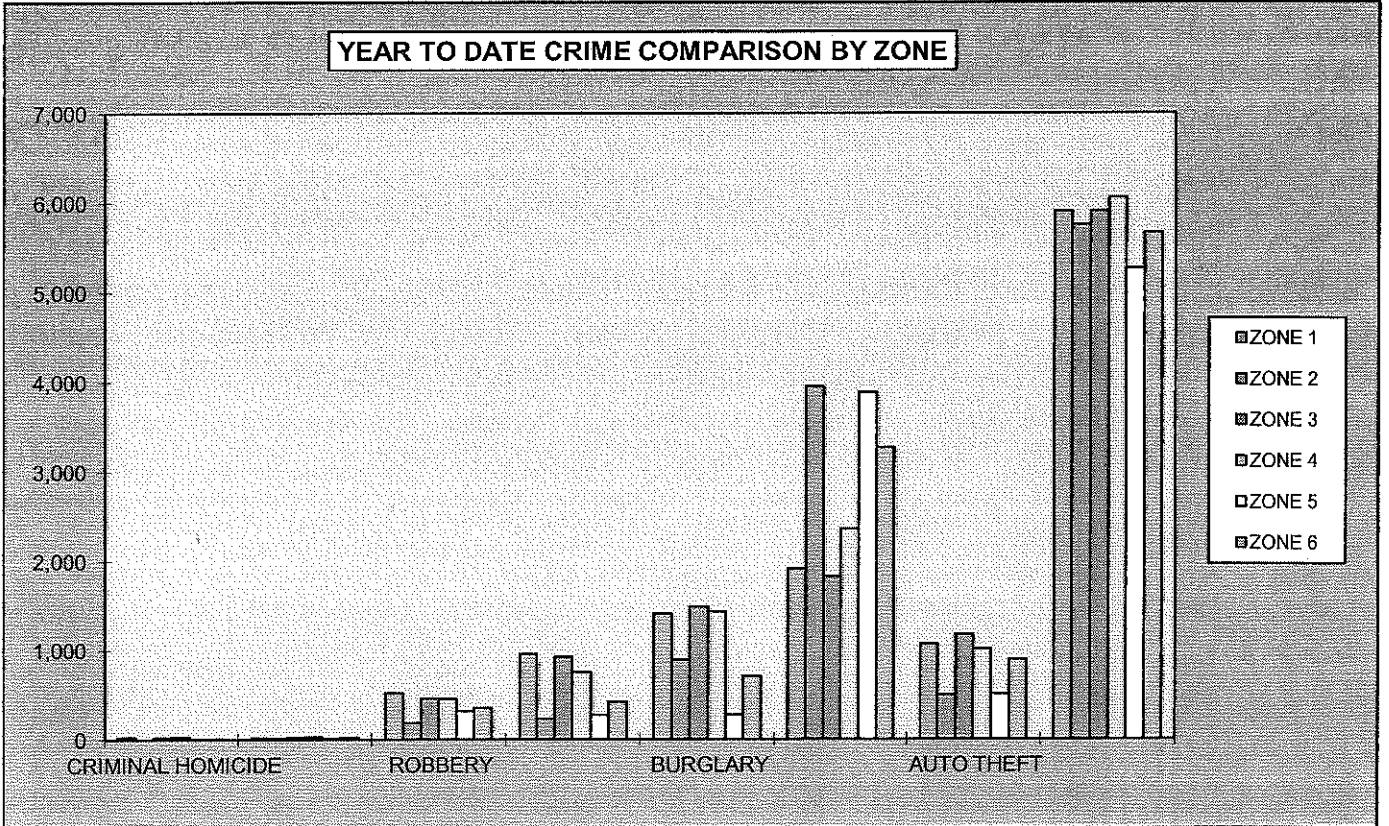
**2012
AREA BREAKDOWN**

DECEMBER CRIME COMPARISON BY ZONE						
CRIME	ZONE 1	ZONE 2	ZONE 3	ZONE 4	ZONE 5	ZONE 6
CRIMINAL HOMICIDE	2	0	1	1	1	0
RAPE	2	2	0	4	1	2
ROBBERY	54	16	49	40	18	38
AGG. ASSAULT	62	16	66	74	17	27
BURGLARY	117	83	132	126	25	82
RESIDENCE	104	64	121	118	17	68
NON-RESIDENCE	13	19	11	8	8	14
LARCENY	141	363	151	199	311	249
POCKETPICKING	1	3	1	0	2	2
PURSE SNATCHING	1	5	1	9	3	2
SHOPLIFTING	19	88	25	56	34	45
FROM MOTOR VEHICLES	52	168	64	60	185	113
MOTOR VEH. PARTS/ACCESSORIES	18	25	13	14	21	34
BICYCLES	0	1	0	2	4	5
FROM BUILDINGS	16	51	5	14	41	17
FROM COIN OPERATED MACHINES	0	0	0	1	0	0
ALL OTHER	34	22	42	43	21	31
AUTO THEFT	119	48	109	127	47	89
TOTAL	497	528	508	571	420	487



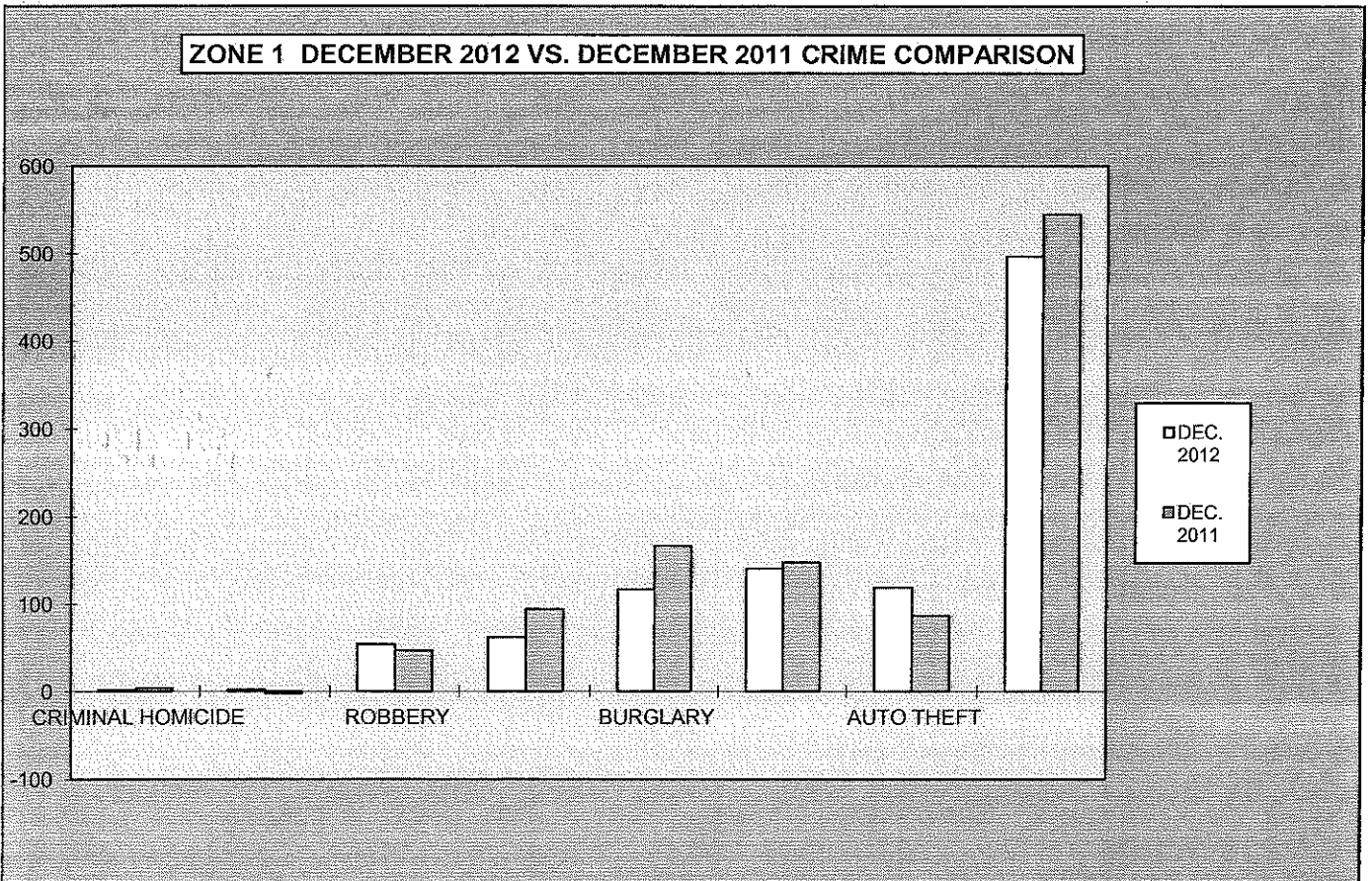
**2012
YEAR TO DATE AREA BREAKDOWN**

ANNUAL CRIME COMPARISON						
CRIME	ZONE 1	ZONE 2	ZONE 3	ZONE 4	ZONE 5	ZONE 6
CRIMINAL HOMICIDE	23	0	21	27	4	8
RAPE	19	12	20	30	10	22
ROBBERY	517	181	458	453	315	352
AGG. ASSAULT	957	229	924	751	273	421
BURGLARY	1,409	889	1,487	1,430	274	703
RESIDENCE	1,293	715	1,326	1,308	175	583
NON-RESIDENCE	116	174	161	122	99	120
LARCENY	1,916	3,952	1,827	2,361	3,888	3,268
POCKETPICKING	5	37	13	6	38	9
PURSE SNATCHING	68	49	64	57	96	103
SHOPLIFTING	172	871	220	548	454	564
FROM MOTOR VEHICLES	633	1,790	572	583	1,970	1,625
MOTOR VEH. PARTS/ACCESSORIES	256	320	193	204	353	290
BICYCLES	10	20	17	24	40	63
FROM BUILDINGS	240	414	207	284	535	238
FROM COIN OPERATED MACHINES	2	5	3	8	7	0
ALL OTHER	530	446	538	647	395	376
AUTO THEFT	1,068	498	1,174	1,009	506	895
TOTAL	5,909	5,761	5,911	6,061	5,270	5,669



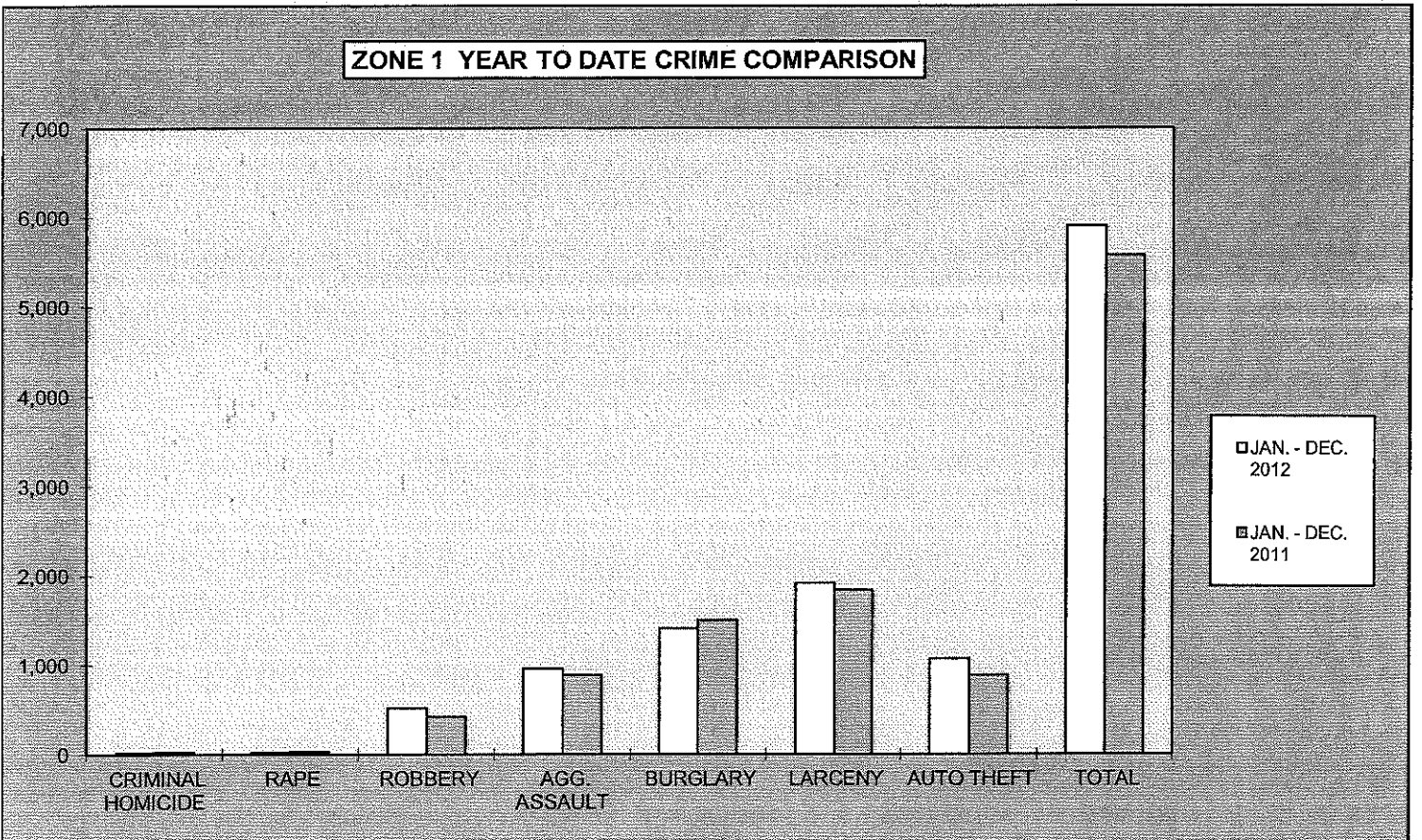
2012
MONTHLY CRIME COMPARISON

ZONE 1				
CRIME	DEC. 2012	DEC. 2011	# DIFFERENCE	% DIFFERENCE
CRIMINAL HOMICIDE	2	4	-2	-50%
RAPE	2	-2	4	200%
ROBBERY	54	47	7	15%
AGG. ASSAULT	62	94	-32	-34%
BURGLARY	117	167	-50	-30%
RESIDENCE	104	151	-47	-31%
NON-RESIDENCE	13	16	-3	-19%
LARCENY	141	148	-7	-5%
POCKETPICKING	1	0	1	100%
PURSE SNATCHING	1	6	-5	-83%
SHOPLIFTING	19	9	10	111%
FROM MOTOR VEHICLES	52	34	18	53%
MOTOR VEH. PARTS/ACCESSORIES	18	16	2	13%
BICYCLES	0	0	0	0%
FROM BUILDINGS	16	21	-5	-24%
FROM COIN OPERATED MACHINES	0	0	0	0%
ALL OTHER	34	62	-28	-45%
AUTO THEFT	119	87	32	37%
TOTAL	497	545	-48	-9%



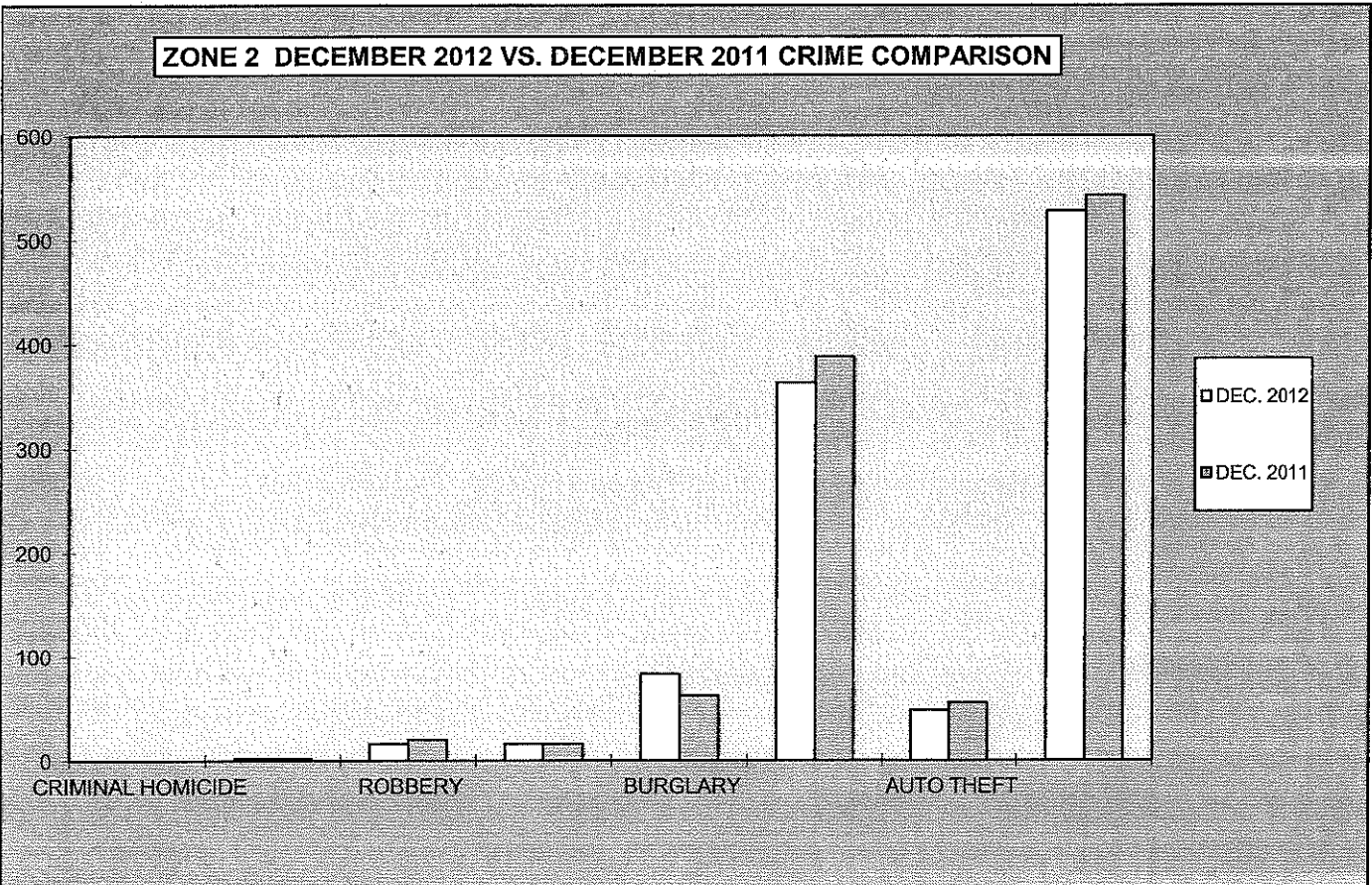
**2012
YEAR TO DATE CRIME COMPARISON**

ZONE 1				
CRIME	JAN. - DEC. 2012	JAN. - DEC. 2011	# DIFFERENCE	% DIFFERENCE
CRIMINAL HOMICIDE	23	25	-2	-8%
RAPE	19	30	-11	-37%
ROBBERY	517	419	98	23%
AGG. ASSAULT	957	885	72	8%
BURGLARY	1,409	1,498	-89	-6%
RESIDENCE	1,293	1,369	-76	-6%
NON-RESIDENCE	116	129	-13	-10%
LARCENY	1,916	1,836	80	4%
POCKETPICKING	5	4	1	25%
PURSE SNATCHING	68	33	35	106%
SHOPLIFTING	172	132	40	30%
FROM MOTOR VEHICLES	633	576	57	10%
MOTOR VEH. PARTS/ACCESSORIES	256	216	40	19%
BICYCLES	10	15	-5	-33%
FROM BUILDINGS	240	236	4	2%
FROM COIN OPERATED MACHINES	2	2	0	0%
ALL OTHER	530	622	-92	-15%
AUTO THEFT	1,068	885	183	21%
TOTAL	5,909	5,578	331	6%



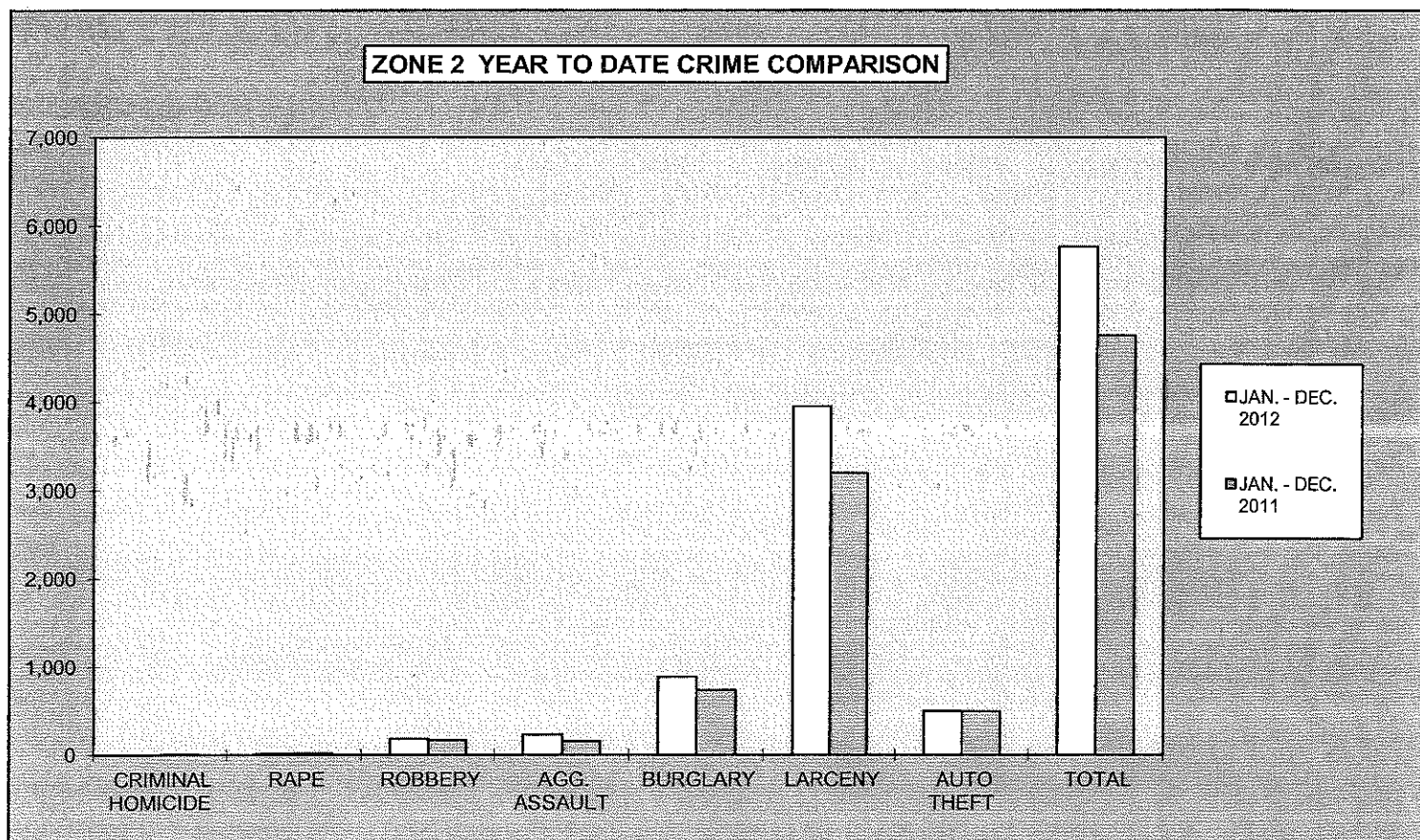
**2012
MONTHLY CRIME COMPARISON**

ZONE 2					
CRIME	DEC. 2012	DEC. 2011	# DIFFERENCE	% DIFFERENCE	
CRIMINAL HOMICIDE	0	0	0	0%	
RAPE	2	2	0	0%	
ROBBERY	16	20	-4	-20%	
AGG. ASSAULT	16	16	0	0%	
BURGLARY	83	62	21	34%	
RESIDENCE	64	48	16	33%	
NON-RESIDENCE	19	14	5	36%	
LARCENY	363	388	-25	-6%	
POCKETPICKING	3	2	1	50%	
PURSE SNATCHING	5	6	-1	-17%	
SHOPLIFTING	88	96	-8	-8%	
FROM MOTOR VEHICLES	168	147	21	14%	
MOTOR VEH. PARTS/ACCESSORIES	25	37	-12	-32%	
BICYCLES	1	0	1	100%	
FROM BUILDINGS	51	40	11	28%	
FROM COIN OPERATED MACHINES	0	0	0	0%	
ALL OTHER	22	60	-38	-63%	
AUTO THEFT	48	55	-7	-13%	
TOTAL	528	543	-15	-3%	



**2012
YEAR TO DATE CRIME COMPARISON**

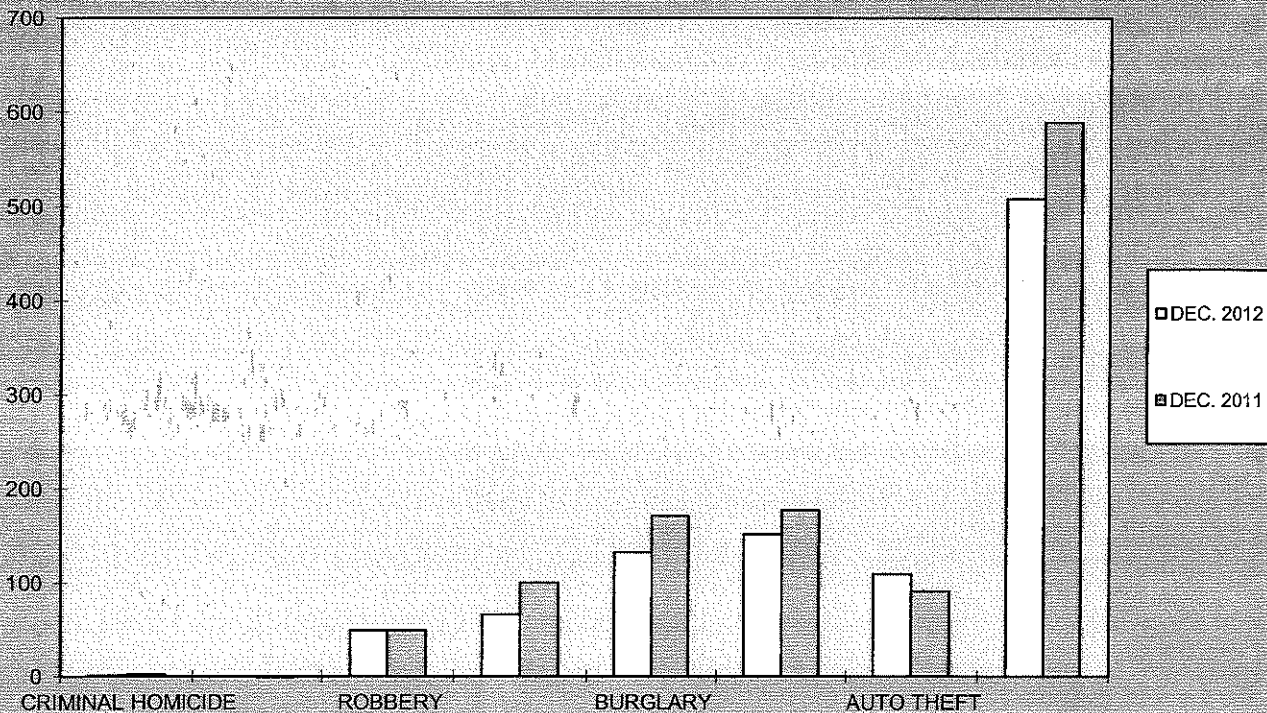
ZONE 2				
CRIME	JAN. - DEC. 2012	JAN. - DEC. 2011	# DIFFERENCE	% DIFFERENCE
CRIMINAL HOMICIDE	0	1	-1	-100%
RAPE	12	16	-4	-25%
ROBBERY	181	166	15	9%
AGG. ASSAULT	229	152	77	51%
BURGLARY	889	733	156	21%
RESIDENCE	715	590	125	21%
NON-RESIDENCE	174	143	31	22%
LARCENY	3,952	3,195	757	24%
POCKETPICKING	37	16	21	131%
PURSE SNATCHING	49	25	24	96%
SHOPLIFTING	871	883	-12	-1%
FROM MOTOR VEHICLES	1,790	1,197	593	50%
MOTOR VEH. PARTS/ACCESSORIES	320	238	82	34%
BICYCLES	20	12	8	67%
FROM BUILDINGS	414	398	16	4%
FROM COIN OPERATED MACHINES	5	0	5	100%
ALL OTHER	446	426	20	5%
AUTO THEFT	498	493	5	1%
TOTAL	5,761	4,756	1,005	21%



**2012
MONTHLY CRIME COMPARISON**

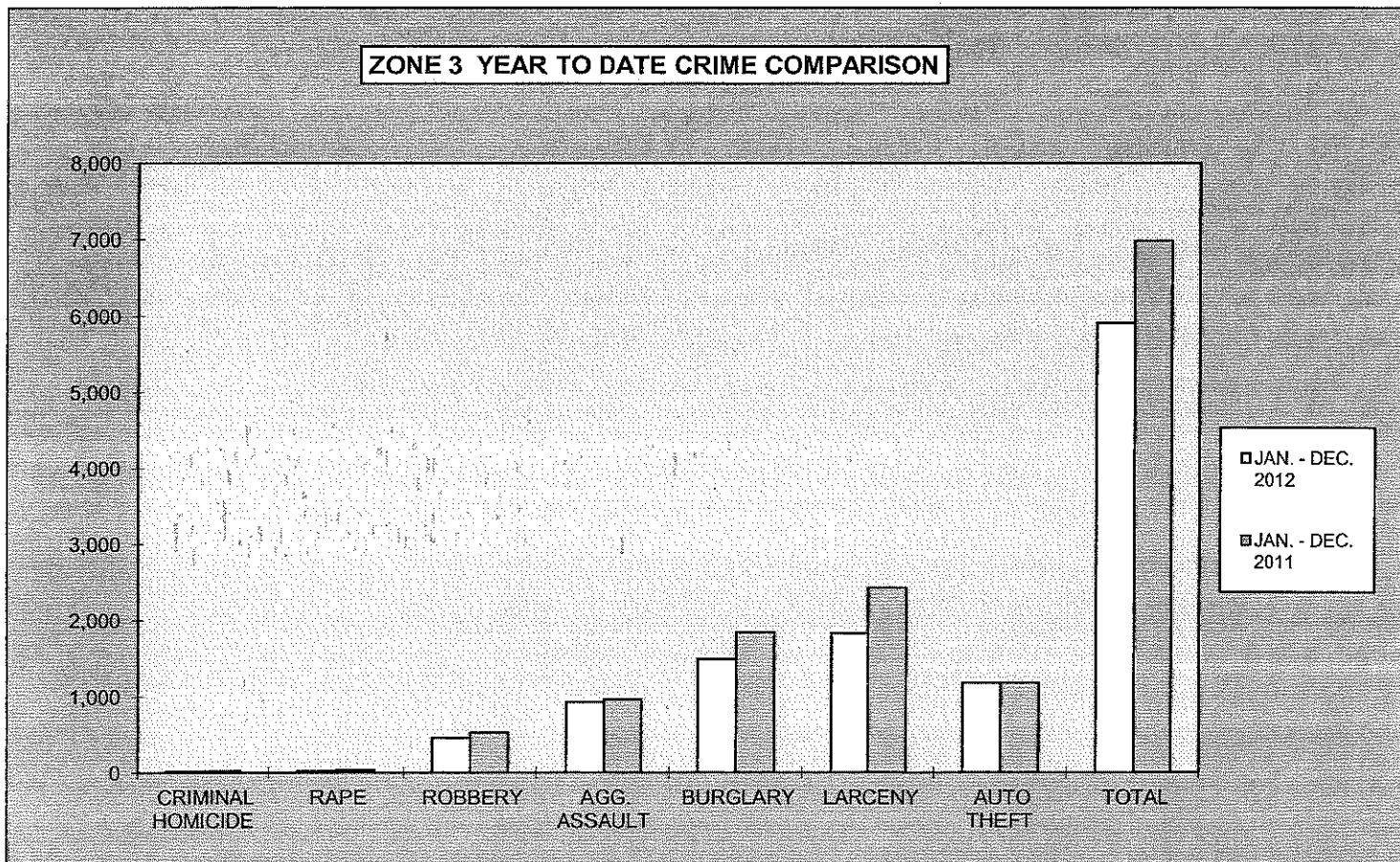
ZONE 3				
CRIME	DEC. 2012	DEC. 2011	# DIFFERENCE	% DIFFERENCE
CRIMINAL HOMICIDE	1	2	-1	-50%
RAPE	0	-1	1	100%
ROBBERY	49	49	0	0%
AGG. ASSAULT	66	100	-34	-34%
BURGLARY	132	171	-39	-23%
RESIDENCE	121	159	-38	-24%
NON-RESIDENCE	11	12	-1	-8%
LARCENY	151	177	-26	-15%
POCKETPICKING	1	2	-1	-50%
PURSE SNATCHING	1	1	0	0%
SHOPLIFTING	25	31	-6	-19%
FROM MOTOR VEHICLES	64	44	20	45%
MOTOR VEH. PARTS/ACCESSORIES	13	23	-10	-43%
BICYCLES	0	1	-1	-100%
FROM BUILDINGS	5	23	-18	-78%
FROM COIN OPERATED MACHINES	0	0	0	0%
ALL OTHER	42	52	-10	-19%
AUTO THEFT	109	91	18	20%
TOTAL	508	589	-81	-14%

ZONE 3 DECEMBER 2012 VS. DECEMBER 2011 CRIME COMPARISON



**2012
YEAR TO DATE CRIME COMPARISON**

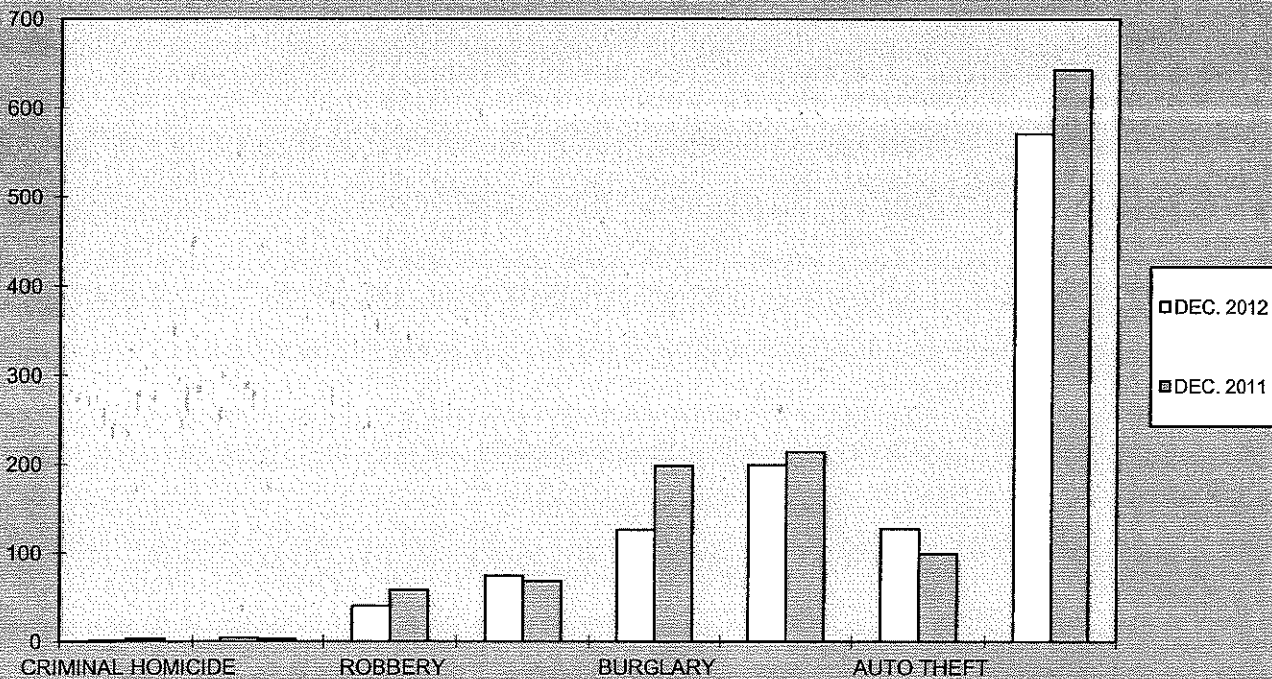
ZONE 3				
CRIME	JAN - DEC 2012	JAN - DEC 2011	# DIFFERENCE	% DIFFERENCE
CRIMINAL HOMICIDE	21	22	-1	-5%
RAPE	20	34	-14	-41%
ROBBERY	458	525	-67	-13%
AGG. ASSAULT	924	960	-36	-4%
BURGLARY	1,487	1,840	-353	-19%
RESIDENCE	1,326	1,631	-305	-19%
NON-RESIDENCE	161	209	-48	-23%
LARCENY	1,827	2,422	-595	-25%
POCKETPICKING	13	11	2	18%
PURSE SNATCHING	64	57	7	12%
SHOPLIFTING	220	272	-52	-19%
FROM MOTOR VEHICLES	572	825	-253	-31%
MOTOR VEH. PARTS/ACCESSORIES	193	306	-113	-37%
BICYCLES	17	24	-7	-29%
FROM BUILDINGS	207	235	-28	-12%
FROM COIN OPERATED MACHINES	3	2	1	50%
ALL OTHER	538	690	-152	-22%
AUTO THEFT	1,174	1,179	-5	0%
TOTAL	5,911	6,982	-1,071	-15%



**2012
MONTHLY CRIME COMPARISON**

ZONE 4					
CRIME	DEC. 2012	DEC. 2011	# DIFFERENCE	% DIFFERENCE	
CRIMINAL HOMICIDE	1	3	-2	-67%	
RAPE	4	3	1	33%	
ROBBERY	40	58	-18	-31%	
AGG. ASSAULT	74	68	6	9%	
BURGLARY	126	198	-72	-36%	
RESIDENCE	118	177	-59	-33%	
NON-RESIDENCE	8	21	-13	-62%	
LARCENY	199	214	-15	-7%	
POCKETPICKING	0	0	0	0%	
PURSE SNATCHING	9	5	4	80%	
SHOPLIFTING	56	48	8	17%	
FROM MOTOR VEHICLES	60	60	0	0%	
MOTOR VEH. PARTS/ACCESSORIES	14	19	-5	-26%	
BICYCLES	2	1	1	100%	
FROM BUILDINGS	14	17	-3	-18%	
FROM COIN OPERATED MACHINES	1	0	1	100%	
ALL OTHER	43	64	-21	-33%	
AUTO THEFT	127	99	28	28%	
TOTAL	571	643	-72	-11%	

ZONE 4 DECEMBER 2012 VS. DECEMBER 2011 CRIME COMPARISON

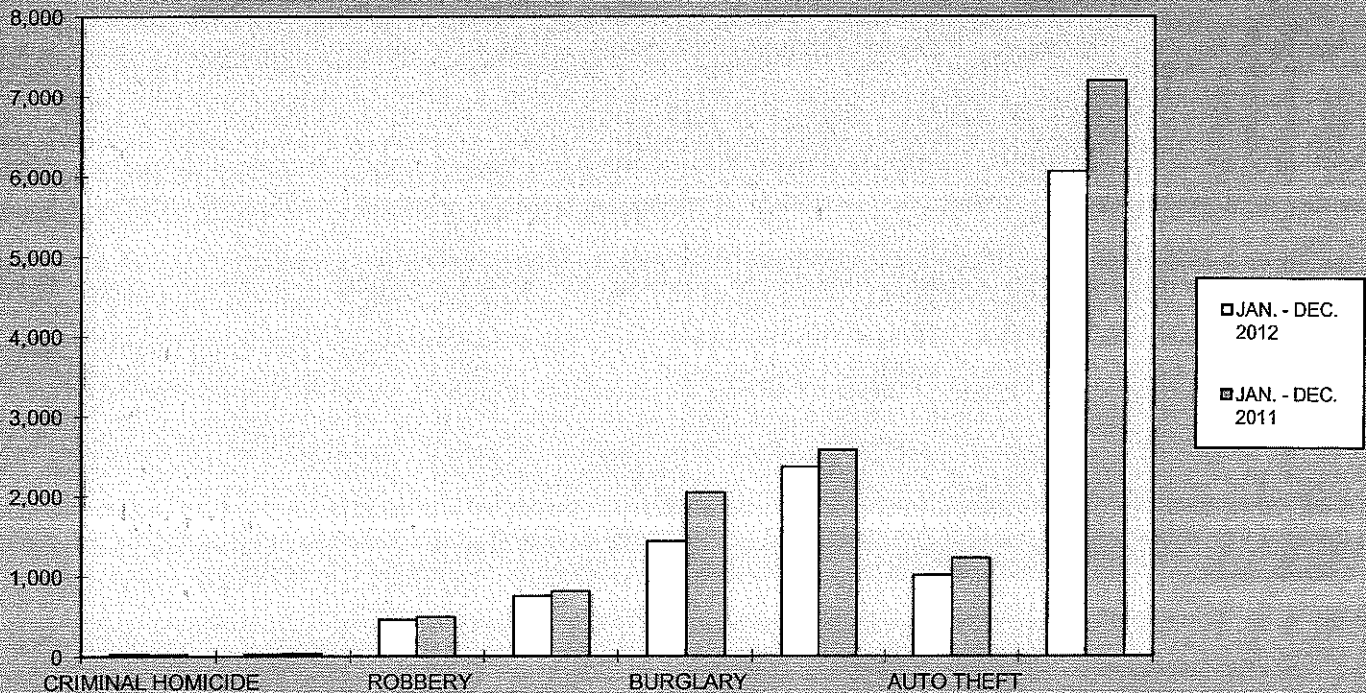


**2012
YEAR TO DATE CRIME COMPARISON**

ZONE 4

CRIME	JAN. - DEC. 2012	JAN. - DEC. 2011	# DIFFERENCE	% DIFFERENCE
CRIMINAL HOMICIDE	27	19	8	42%
RAPE	30	37	-7	-19%
ROBBERY	453	492	-39	-8%
AGG. ASSAULT	751	808	-57	-7%
BURGLARY	1,430	2,043	-613	-30%
RESIDENCE	1,308	1,815	-507	-28%
NON-RESIDENCE	122	228	-106	-46%
LARCENY	2,361	2,574	-213	-8%
POCKETPICKING	6	7	-1	-14%
PURSE SNATCHING	57	64	-7	-11%
SHOPLIFTING	548	478	70	15%
FROM MOTOR VEHICLES	583	697	-114	-16%
MOTOR VEH. PARTS/ACCESSORIES	204	344	-140	-41%
BICYCLES	24	21	3	14%
FROM BUILDINGS	284	277	7	3%
FROM COIN OPERATED MACHINES	8	0	8	100%
ALL OTHER	647	686	-39	-6%
AUTO THEFT	1,009	1,222	-213	-17%
TOTAL	6,061	7,195	-1,134	-16%

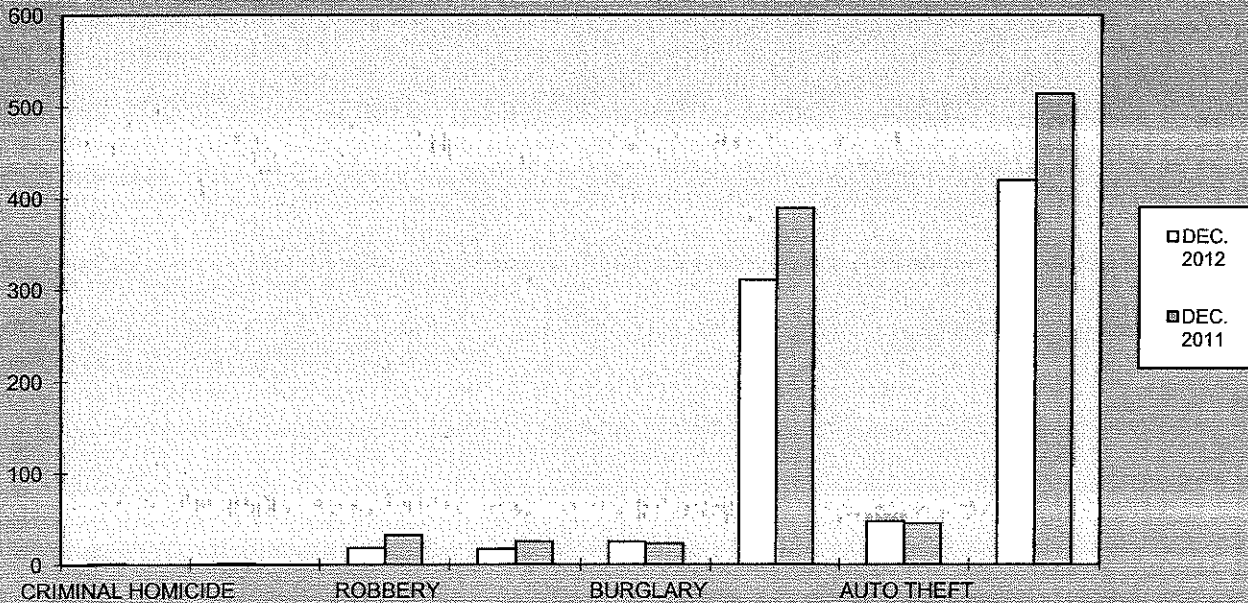
ZONE 4 YEAR TO DATE CRIME COMPARISON



**2012
MONTHLY CRIME COMPARISON**

ZONE 5				
CRIME	DEC. 2012	DEC. 2011	# DIFFERENCE	% DIFFERENCE
CRIMINAL HOMICIDE	1	0	1	100%
RAPE	1	0	1	100%
ROBBERY	18	32	-14	-44%
AGG. ASSAULT	17	25	-8	-32%
BURGLARY	25	23	2	9%
RESIDENCE	17	14	3	21%
NON-RESIDENCE	8	9	-1	-11%
LARCENY	311	389	-78	-20%
POCKETPICKING	2	3	-1	-33%
PURSE SNATCHING	3	17	-14	-82%
SHOPLIFTING	34	42	-8	-19%
FROM MOTOR VEHICLES	185	200	-15	-8%
MOTOR VEH. PARTS/ACCESSORIES	21	38	-17	-45%
BICYCLES	4	3	1	33%
FROM BUILDINGS	41	35	6	17%
FROM COIN OPERATED MACHINES	0	0	0	0%
ALL OTHER	21	51	-30	-59%
AUTO THEFT	47	45	2	4%
TOTAL	420	514	-94	-18%

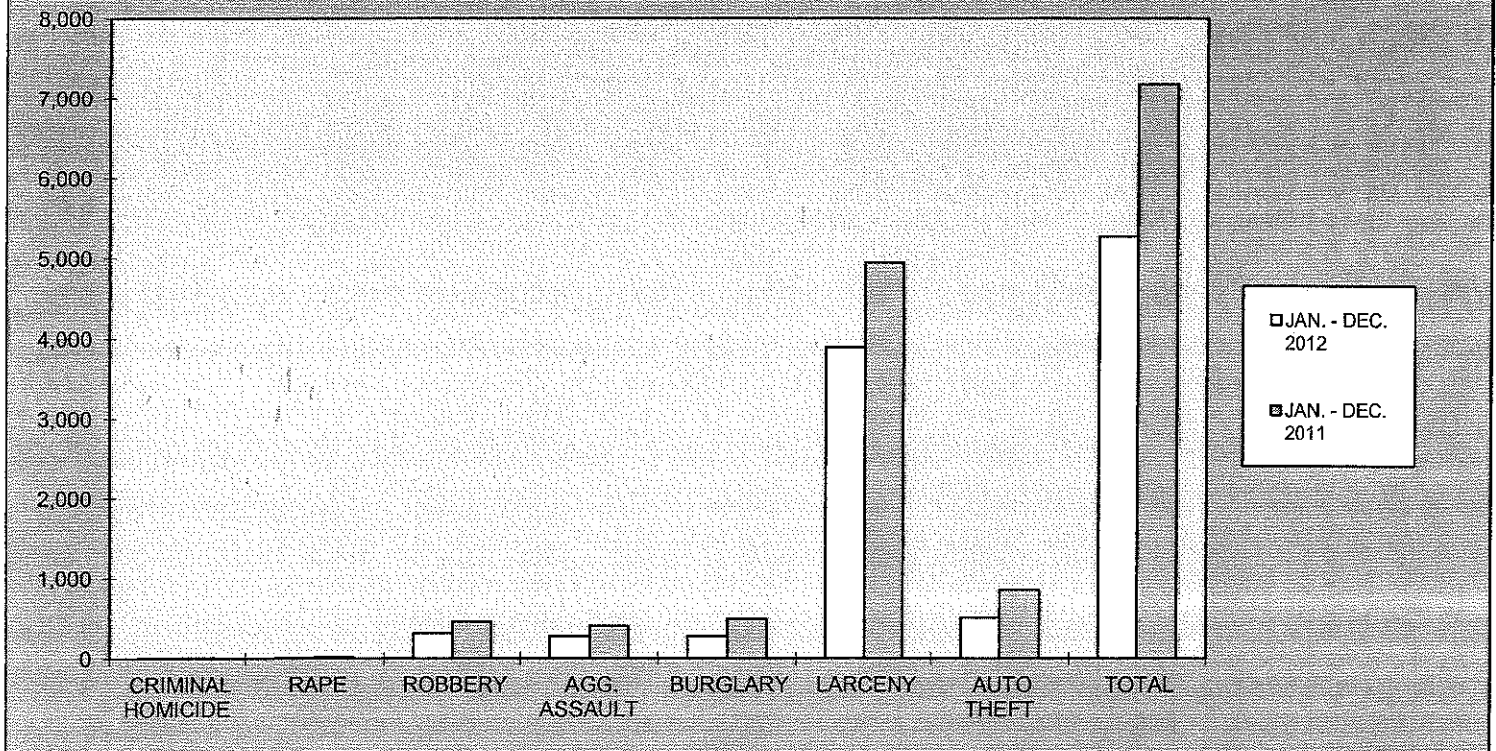
ZONE 5 DECEMBER 2012 VS. DECEMBER 2011 CRIME COMPARISON



**2012
YEAR TO DATE CRIME COMPARISON**

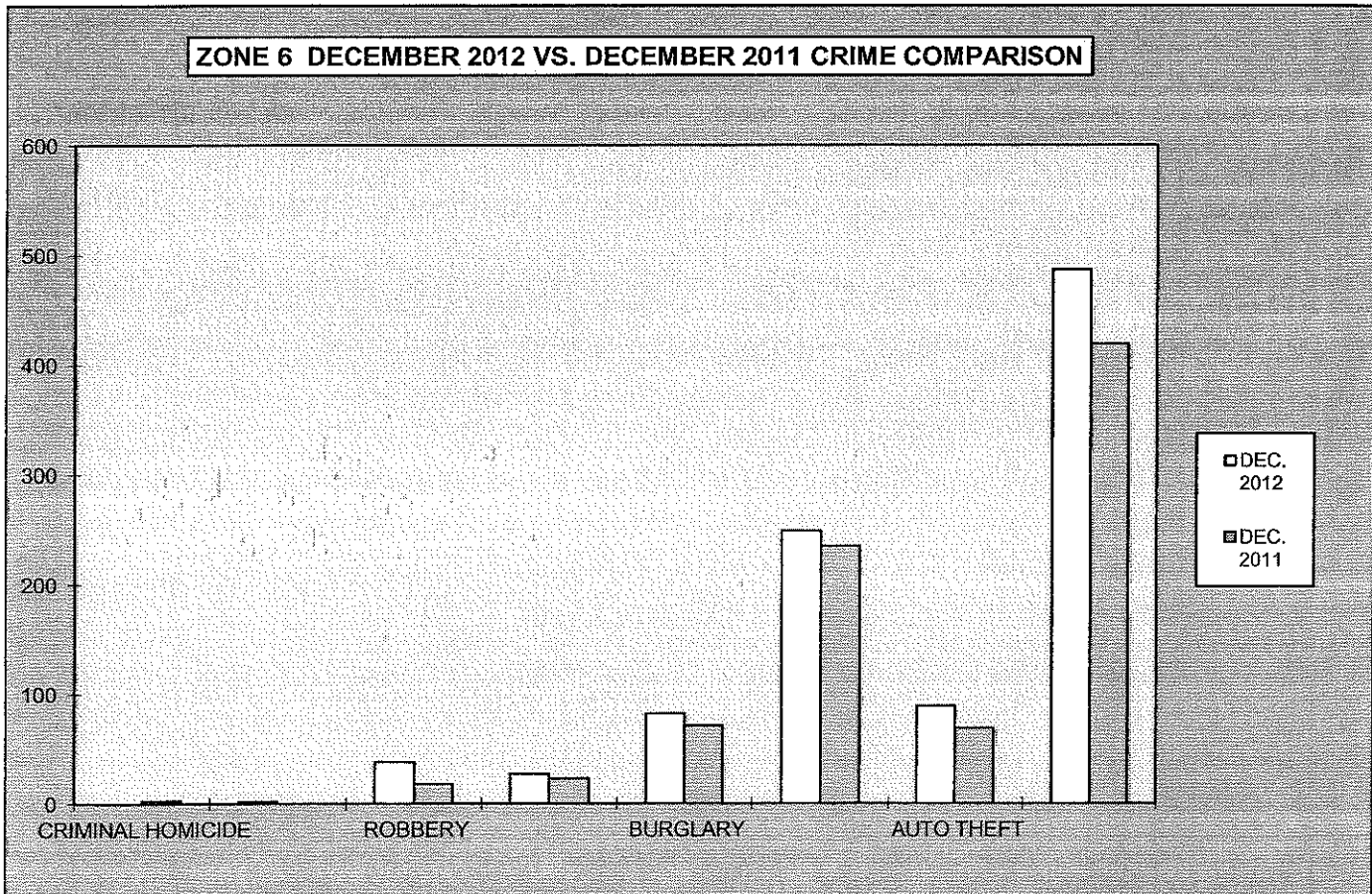
ZONE 5				
CRIME	JAN. - DEC. 2012	JAN. - DEC. 2011	# DIFFERENCE	% DIFFERENCE
CRIMINAL HOMICIDE	4	9	-5	-56%
RAPE	10	16	-6	-38%
ROBBERY	315	459	-144	-31%
AGG. ASSAULT	273	402	-129	-32%
BURGLARY	274	491	-217	-44%
RESIDENCE	175	345	-170	-49%
NON-RESIDENCE	99	146	-47	-32%
LARCENY	3,888	4,944	-1,056	-21%
POCKETPICKING	38	33	5	15%
PURSE SNATCHING	96	203	-107	-53%
SHOPLIFTING	454	536	-82	-15%
FROM MOTOR VEHICLES	1,970	2,596	-626	-24%
MOTOR VEH. PARTS/ACCESSORIES	353	393	-40	-10%
BICYCLES	40	60	-20	-33%
FROM BUILDINGS	535	557	-22	-4%
FROM COIN OPERATED MACHINES	7	4	3	75%
ALL OTHER	395	562	-167	-30%
AUTO THEFT	506	852	-346	-41%
TOTAL	5,270	7,173	-1,903	-27%

ZONE 5 YEAR TO DATE CRIME COMPARISON



**2012
MONTHLY CRIME COMPARISON**

ZONE 6					
CRIME	DEC. 2012	DEC. 2011	# DIFFERENCE	% DIFFERENCE	
CRIMINAL HOMICIDE	0	3	-3	-100%	
RAPE	2	0	2	100%	
ROBBERY	38	18	20	111%	
AGG. ASSAULT	27	23	4	17%	
BURGLARY	82	71	11	15%	
RESIDENCE	68	61	7	11%	
NON-RESIDENCE	14	10	4	40%	
LARCENY	249	235	14	6%	
POCKETPICKING	2	1	1	100%	
PURSE SNATCHING	2	7	-5	-71%	
SHOPLIFTING	45	46	-1	-2%	
FROM MOTOR VEHICLES	113	114	-1	-1%	
MOTOR VEH. PARTS/ACCESSORIES	34	20	14	70%	
BICYCLES	5	2	3	150%	
FROM BUILDINGS	17	14	3	21%	
FROM COIN OPERATED MACHINES	0	0	0	0%	
ALL OTHER	31	31	0	0%	
AUTO THEFT	89	69	20	29%	
TOTAL	487	419	68	16%	

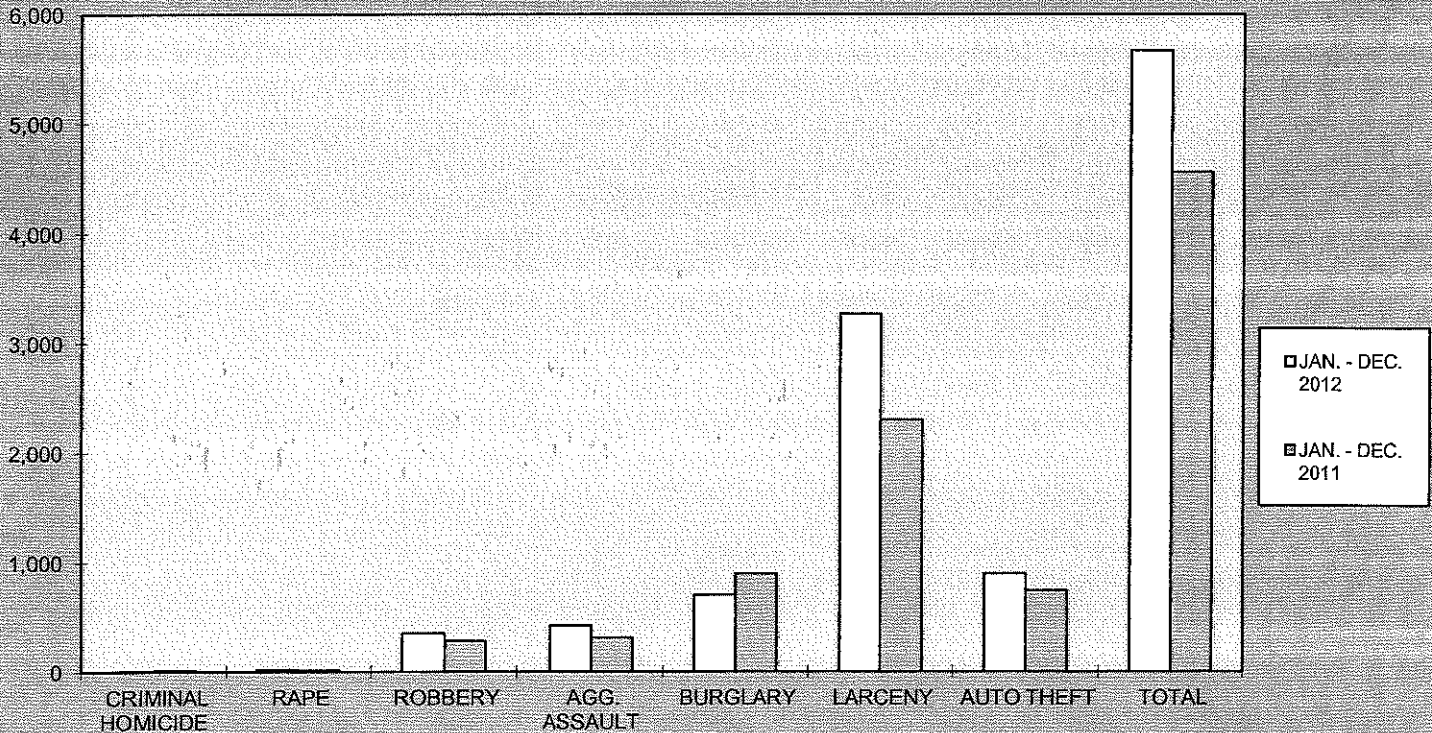


**2012
YEAR TO DATE CRIME COMPARISON**

ZONE 6

CRIME	JAN. - DEC. 2012	JAN. - DEC. 2011	# DIFFERENCE	% DIFFERENCE
CRIMINAL HOMICIDE	8	12	-4	-33%
RAPE	22	15	7	47%
ROBBERY	352	282	70	25%
AGG. ASSAULT	421	311	110	35%
BURGLARY	703	894	-191	-21%
RESIDENCE	583	770	-187	-24%
NON-RESIDENCE	120	124	-4	-3%
LARCENY	3,268	2,303	965	42%
POCKETPICKING	9	10	-1	-10%
PURSE SNATCHING	103	45	58	129%
SHOPLIFTING	564	466	98	21%
FROM MOTOR VEHICLES	1,625	979	646	66%
MOTOR VEH. PARTS/ACCESSORIES	290	176	114	65%
BICYCLES	63	57	6	11%
FROM BUILDINGS	238	192	46	24%
FROM COIN OPERATED MACHINES	0	4	-4	-100%
ALL OTHER	376	374	2	1%
AUTO THEFT	895	740	155	21%
TOTAL	5,669	4,557	1,112	24%

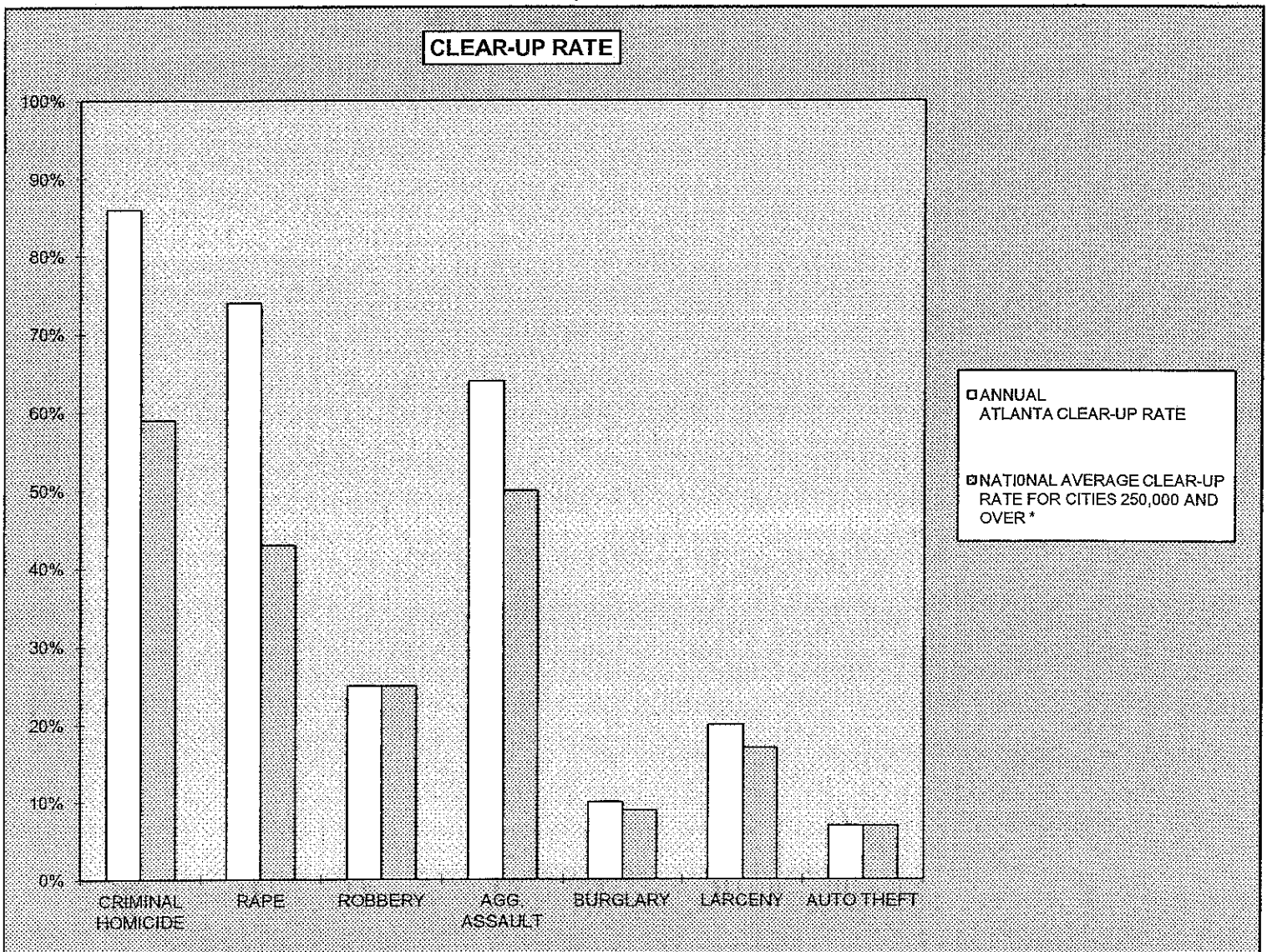
ZONE 6 YEAR TO DATE CRIME COMPARISON



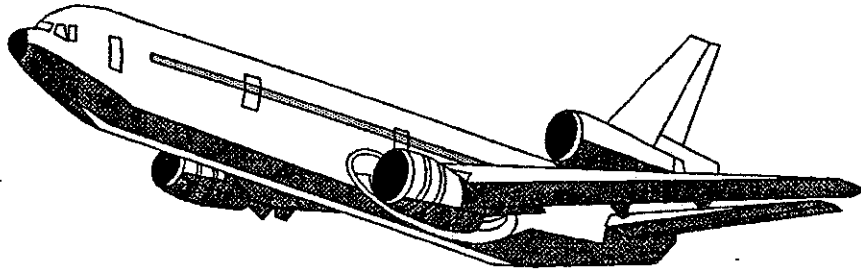
2012
CRIME COMPARISON
CLEAR-UP RATE

CRIME	ANNUAL ATLANTA CLEAR-UP RATE	NATIONAL AVERAGE CLEAR-UP RATE FOR CITIES 250,000 AND OVER *
CRIMINAL HOMICIDE	86%	59%
RAPE	74%	43%
ROBBERY	25%	25%
AGG. ASSAULT	64%	50%
BURGLARY	10%	9%
LARCENY	20%	17%
AUTO THEFT	7%	7%

* National Average for Cities 250,000 and Over Based on Latest Annual (2011) FBI Uniform Crime Report



APD



The Atlanta Airport
UNIFORM CRIME REPORTING



DECEMBER 2012

SUPPORT SERVICES DIVISION
INFORMATION SERVICES SECTION

RETURN A - MONTHLY RETURN OF OFFENSES KNOWN TO THE POLICE

1-720b (Rev. 8-30-94)
OMB No. 1110-0001

This report is authorized by law Title 28, Section 534, U. S. Code. While you are not required to respond, your cooperation in forwarding this report by the 7th day after the close of the month to Uniform Crime Reports, Federal Bureau of Investigation, Washington, D.C. 20535, will assist in compiling comprehensive, accurate national crime figures on a timely basis.

1	2	3	4	5	6
CLASSIFICATION OF OFFENSES	OFFENSES REPORTED OR KNOWN TO POLICE (INCLUDE "UNFOUNDED" AND ATTEMPTS)	UNFOUNDED, I.E., FALSE OR BASELESS COMPLAINTS	NUMBER OF ACTUAL OFFENSES (COLUMN 2 MINUS COLUMN 3) INCLUDE ATTEMPTS	TOTAL OFFENSES CLEARED BY ARREST OR EXCEPTIONAL MEANS (INCLUDES COL 6)	NUMBER OF CLEARANCES INVOLVING ONLY PERSONS UNDER 18 YEARS OF AGE
1. CRIMINAL HOMICIDE					
a. MURDER AND NONNEGLIGENT HOMICIDE	0	0	0	0	0
b. MANSLAUGHTER BY NEGLIGENCE					
2. FORCIBLE RAPE TOTAL	0	0	0	0	0
a. Rape by Force	0	0	0	0	0
b. Attempts to commit Forcible Rape	0	0	0	0	0
3. ROBBERY TOTAL	0	0	0	0	0
a. Firearm	0	0	0	0	0
b. Knife or Cutting Instrument	0	0	0	0	0
c. Other Dangerous Weapon	0	0	0	0	0
d. Strong-Arm (Hands, Fists, Feet, etc.)	0	0	0	0	0
4. ASSAULT TOTAL	8	0	8	2	0
a. Firearm	0	0	0	0	0
b. Knife or cutting instrument	0	0	0	0	0
c. Other Dangerous Weapon	1	0	1	1	0
d. Strong-Arm	0	0	0	0	0
e. Other Assaults - Simple, Not Aggravated	7	0	7	1	0
5. BURGLARY TOTAL	0	0	0	0	0
a. Forcible Entry	0	0	0	0	0
b. Unlawful Entry - No Force	0	0	0	0	0
c. Attempted Forcible Entry	0	0	0	0	0
6. LARCENY THEFT TOTAL (except Motor Vehicle Theft)	30	0	30	2	0
7. MOTOR VEHICLE THEFT TOTAL	2	0	2	0	0
a. Autos	2	0	2	0	0
b. Trucks and Buses	0	0	0	0	0
c. Other Vehicles	0	0	0	0	0
GRAND TOTAL	40	0	40	4	0

CHECKING ANY OF THE APPROPRIATE BLOCKS BELOW WILL ELIMINATE YOUR NEED TO SUBMIT REPORTS WHEN THE VALUES ARE ZERO. THIS WILL ALSO AID THE NATIONAL PROGRAM IN ITS QUALITY CONTROL EFFORTS.

NO SUPPLEMENTARY HOMICIDE REPORT SUBMITTED SINCE NO MURDERS, JUSTIFIABLE HOMICIDES, OR MANSLAUGHTER BY NEGLIGENCE OCCURRED IN THIS JURISDICTION DURING THE MONTH.

NO SUPPLEMENT TO RETURN A REPORT SINCE NO CRIME OFFENSES OR RECOVERY OF PROPERTY REPORTED DURING THE MONTH.

NO LAW ENFORCEMENT OFFICERS KILLED OR ASSAULTED REPORT SINCE NONE OF THE OFFICERS WERE ASSAULTED OR KILLED DURING THE MONTH.

NO AGE, SEX, AND RACE OF PERSONS ARRESTED UNDER 18 YEARS OF AGE REPORT SINCE NO ARRESTS OF PERSONS WITHIN THIS AGE GROUP.

NO AGE, SEX, AND RACE OF PERSONS ARRESTED 18 YEARS OF AGE AND OVER REPORT SINCE NO ARRESTS OF PERSONS WITHIN THIS AGE GROUP.

NO MONTHLY RETURN OF ARSON OFFENSES KNOWN TO LAW ENFORCEMENT REPORT SINCE NO ARSONS OCCURRED.

DO NOT USE THIS SPACE

	INITIALS
RECORDED	
EDITED	
ENTERED	
ADJUSTED	
WORKS	

* TOTALS INCLUDE PREVIOUS OFFENSES

DECEMBER 2012

Month and Year of Report

GA 060240X

Agency Identifier

JANUARY 31, 2013

Date

ATLANTA AIRPORT POLICE - GEORGIA

Agency and State

LT J. King LEUTENANT

Prepared By

Title

Chief CHIEF

Chief, Commissioner, Sheriff, or Superintendent

PROPERTY STOLEN BY CLASSIFICATION

CLASSIFICATION		Number of Actual Offenses (Column 4 Return A)	Monetary Value of Property Stolen
1. MURDER AND NONNEGLIGENT MANSLAUGHTER	12	0	0.00
2. FORCIBLE RAPE	20	0	0.00
3. ROBBERY			
(a) HIGHWAY (streets, alleys, etc.)	31	0	0.00
(b) COMMERCIAL HOUSE (except c, d, and f)	32	0	0.00
(c) GAS OR SERVICE STATION	33	0	0.00
(d) CONVENIENCE STORE	34	0	0.00
(e) RESIDENCE (anywhere on premises)	35	0	0.00
(f) BANK	36	0	0.00
(g) MISCELLANEOUS	37	0	0.00
TOTAL ROBBERY	30	0	\$ 0.00
5. BURGLARY - BREAKING OR ENTERING			
(a) RESIDENCE (dwelling)			
(1) NIGHT (6 p.m. - 6 a.m.)	51	0	0.00
(2) DAY (6 a.m. - 6 p.m.)	52	0	0.00
(3) UNKNOWN	53	0	0.00
(b) NON-RESIDENCE (store, office, etc.)			
(1) NIGHT (6 p.m. - 6 a.m.)	54	0	0.00
(2) DAY (6 a.m. - 6 p.m.)	55	0	0.00
(3) UNKNOWN	56	0	0.00
TOTAL BURGLARY	50	0	\$ 0.00
6. LARCENY - THEFT (Except Motor Vehicle Theft)			
(a) \$200 AND OVER	61	8	7,983.00
(b) \$50 TO \$200	62	2	210.00
(c) UNDER \$50	63	20	3.00
TOTAL LARCENY (Same as Item 6X)	60	30	\$ 8,196.00
7. MOTOR VEHICLE THEFT (Include Alleged Joy Ride)	70	2	11,000.00
GRAND TOTAL - ALL ITEMS	77	32	\$ 19,196.00
<u>ADDITIONAL ANALYSIS OF LARCENY AND MOTOR VEHICLE THEFT</u>			
6X. NATURE OF LARCENIES UNDER ITEM 6			
(a) POCKET-PICKING	81	0	0.00
(b) PURSE-SNATCHING	82	0	0.00
(c) SHOPLIFTING	83	0	0.00
(d) FROM MOTOR VEHICLES (except e)	84	2	391.00
(e) MOTOR VEHICLE PARTS AND ACCESSORIES	85	0	0.00
(f) BICYCLES	86	0	0.00
(g) FROM BUILDING (except c and h)	87	11	4,140.00
(h) FROM ANY COIN-OPERATED MACHINES (parking meters, etc.)	88	0	0.00
(i) ALL OTHER	89	17	3,665.00
TOTAL LARCENIES (Same as Item 6)	80	30	\$ 8,196.00
7X. MOTOR VEHICLES RECOVERED			
(a) STOLEN LOCALLY AND RECOVERED LOCALLY	91	1	
(b) STOLEN LOCALLY AND RECOVERED BY OTHER JURISDICTIONS	92	0	
(c) TOTAL LOCALLY STOLEN MOTOR VEHICLES RECOVERED (a & b)	93	1	
(d) STOLEN IN OTHER JURISDICTIONS AND RECOVERED LOCALLY	90	3	

SUPPLEMENT TO RETURN A
MONTHLY RETURN OF OFFENSES KNOWN TO THE POLICE

1-706 (Rev.8-30-94)
Form Approved
OMB No. 1110-0007

This report is authorized by law, Title 28, Section 534, U. S. Code. While you are not required to respond, your cooperation in submitting this report with the Return A will assist the FBI in compiling comprehensive, accurate figures on a timely basis.

This form deals with the nature of crime and the monetary value of property stolen and recovered. The total offenses recorded on the form should be the same as the number of actual offenses listed in Column 4 of the Return A for each crime class. Include attempted crimes on this form, but do not include unfounded offenses. If you cannot complete the report in all areas, please record as much information as is available. Tally sheets will be sent upon request.

PROPERTY BY TYPE AND VALUE

Type of Property (1)	Data Entry	Monetary Value of Property Stolen in Your Jurisdiction	
		Stolen (2)	Recovered (3)
(A) Currency, Notes, Etc.	01	\$ 480.00	0.00
(B) Jewelry and Precious Metals	02	0.00	0.00
(C) Clothing and Furs	03	10.00	0.00
(D) Locally Stolen Motor Vehicles	04	11,000.00	1.00
(E) Office Equipment	05	999.00	0.00
(F) Televisions, Radios, Stereos, Etc.	06	4,908.00	0.00
(G) Firearms	07	0.00	0.00
(H) Household Goods	08	0.00	0.00
(I) Consumable Goods	09	0.00	0.00
(J) Livestock	10	0.00	0.00
(K) Miscellaneous	11	1,799.00	0.00
TOTAL	00	\$ 19,196.00	\$ 1.00

The total of this column should agree with the Grand Total (DATA ENTRY 77) shown on page 2.

Include in this column all property recovered even though stolen in prior months. The above is an accounting for only that property stolen in your jurisdiction. This will include property recovered for you by other jurisdictions, but not property you recover for them.

JANUARY 31, 2013

DATE

Lt. Ned J. Kelly

LIEUTENANT

PREPARED BY

TITLE

George N. Jones

CHIEF

CHIEF, COMMISSIONER, SHERIFF OR SUPERINTENDENT

DECEMBER 2012

Month and Year of Report

GA 060240X

Agency Identifier

ATLANTA AIRPORT POLICE - GEORGIA

Agency and State

**ATLANTA AIRPORT POLICE
AGE, SEX, AND RACE OF PERSONS ARRESTED
17 YEARS OF AGE AND OVER**

MONTH DECEMBER

YEAR 2012

CLASSIFICATION OF OFFENSES	SEX	AGE OF PERSON ARRESTED																TOTAL	RACE				ETHNIC	
		17	18	19	20	21	22	23	24 29	30 34	35 39	40 44	45 49	50 54	55 59	60 64	65 UP		White	Black	Native Amer.	Asian/Pacific	Whi. Hispanic	Blck Hispanic
Murder/Nonnegligent Manslaughter	01a	M																0						
	F																	0						
Manslaughter by Negligence	01b	M																0						
	F																	0						
Forcible Rape	02	M																0						
	F																	0						
Robbery	03	M																0						
	F																	0						
Aggravated Assault	04	M																0						
	F																	0						
Burglary- Breaking or Entering	05	M																0						
	F																	0						
Larceny - Theft (except Motor Vehicle Theft)	06	M												1				1						
	F																	0		1				
Motor Vehicle Theft	07	M																0						
	F																	0						
Other Assaults	08	M																0						
	F										1							1						
Arson	09	M																0						
	F																	0						
Forgery and Counterfeiting	10	M																0						
	F																	0						
Fraud	11	M							1									1						
	F																	0		1				
Embezzlement	12	M																0						
	F																	0						
Stolen Property; Buying, Receiving, Possessing	13	M																0						
	F																	0						
Vandalism	14	M																0						
	F																	0						
Weapons	15	M							1	3	2		1		1	1	1	10						
	F										1							1	9	2				

- 36 -

ATLANTA AIRPORT POLICE
AGE, SEX, AND RACE OF PERSONS ARRESTED
17 YEARS OF AGE AND OVER

MONTH DECEMBER

YEAR 2012

CLASSIFICATION OF OFFENSES	SEX	AGE OF PERSON ARRESTED																TOTAL	RACE				ETHNIC		
		17	18	19	20	21	22	23	24 29	30 34	35 39	40 44	45 49	50 54	55 59	60 64	65 UP		White	Black	Native Amer.	Asian/Pacific	Whi. Hispanic	Blck Hispanic	
Prostitution and Commercialized Vice	16	M																	0						
	F																		0						
Sex Offenses (except Rape and Prostitution)	17	M																	0						
	F																		0						
Drug Abuse Violations Grand Total	18	M	0	0	0	0	0	1	0	0	1	0	0	0	0	0	0	0	2						
	F	0	0	0	0	0	0	0	0	0	0	0	0	0	0	0	0	0	0	0	2	0	0	0	0
(1) Sale/Manufacturing Subtotal	180	M	0	0	0	0	0	0	0	0	0	0	0	0	0	0	0	0	0						
	F	0	0	0	0	0	0	0	0	0	0	0	0	0	0	0	0	0	0	0	0	0	0	0	0
Opium or Cocaine and their derivatives	a	M																	0						
	F																		0						
Marijuana	b	M																	0						
	F																		0						
Synthetic Narcotics	c	M																	0						
	F																		0						
Other Dangerous Non-Narcotic Drugs	d	M																	0						
	F																		0						
(2) Possession Subtotal	185	M	0	0	0	0	0	1	0	0	1	0	0	0	0	0	0	0	2						
	F	0	0	0	0	0	0	0	0	0	0	0	0	0	0	0	0	0	0	0	2	0	0	0	0
Opium or Cocaine and their derivatives	e	M																	0						
	F																		0						
Marijuana	f	M						1			1								2						
	F																		0		2				
Synthetic Narcotics	g	M																	0						
	F																		0						
Other Dangerous Non-Narcotic Drugs	h	M																	0						
	F																		0						
Gambling Total	19	M	0	0	0	0	0	0	0	0	0	0	0	0	0	0	0	0	0						
	F	0	0	0	0	0	0	0	0	0	0	0	0	0	0	0	0	0	0	0	0	0	0	0	0
Bookmaking	a	M																	0						
	F																		0						
Numbers and Lottery	b	M																	0						
	F																		0						

-36a-

**ATLANTA AIRPORT POLICE
AGE, SEX, AND RACE OF PERSONS ARRESTED
17 YEARS OF AGE AND OVER**

MONTH DECEMBER

YEAR 2012

CLASSIFICATION OF OFFENSES	SEX	AGE OF PERSON ARRESTED																TOTAL	RACE				ETHNIC	
		17	18	19	20	21	22	23	24 29	30 34	35 39	40 44	45 49	50 54	55 59	60 64	65 UP		White	Black	Native Amer.	Asian/Pacific	Whi. Hispanic	Blck Hispanic
All Other Gambling	M																	0						
	F																	0						
Offenses Against Family And Children	M																	0						
	F																	0						
Driving Under the Influence	M																	0						
	F																	0						
Liquor Laws	M																	0						
	F																	0						
Drunkenness	M								1		1	2						4						
	F																	0	3			1		
Disorderly Conduct	M									2	1						1	4						
	F				1				1					1				3	3	4				
Vagrancy	M																	0						
	F																	0						
All Other Offenses (except Traffic)	M							1	1	1	6	7	4	1	4	2	5	32						
	F								1					1		1		3	3	32				
Suspicion	M																	0						
	F																	0						
TOTAL		0	0	1	0	0	1	1	6	7	12	9	6	3	5	5	6	62	18	42	0	1	0	0

- 36b -

DECEMBER 2012

Month and Year of Report

GA 060240X

Agency Identifier

JANUARY 31, 2013

Date

LT NW Klag
Prepared By

LIEUTENANT

Title

George R. Jones
Chief, Commissioner, Sheriff, or Superintendent

CHIEF

ATLANTA AIRPORT POLICE - GEORGIA

Agency and State

**ATLANTA AIRPORT POLICE
AGE, SEX, AND RACE OF PERSONS ARRESTED
16 YEARS OF AGE AND UNDER**

MONTH DECEMBER

YEAR 2012

CLASSIFICATION OF OFFENSES	SEX	AGE						RACE				ETHNIC		
		09	1012	1314	15	16	TOTAL	White	Black	Native Amer.	Asian/Pacific	Whi. Hispanic	Blck Hispanic	
Murder/Nonnegligent Manslaughter	01a	M					0							
	F						0							
Manslaughter by Negligence	01b	M					0							
	F						0							
Forcible Rape	02	M					0							
	F						0							
Robbery	03	M					0							
	F						0							
Aggravated Assault	04	M					0							
	F						0							
Burglary- Breaking or Entering	05	M					0							
	F						0							
Larceny - Theft (except Motor Vehicle Theft)	06	M					0							
	F						0							
Motor Vehicle Theft	07	M					0							
	F						0							
Other Assaults	08	M					0							
	F						0							
Arson	09	M					0							
	F						0							
Forgery and Counterfeiting	10	M					0							
	F						0							
Fraud	11	M					0							
	F						0							
Embezzlement	12	M					0							
	F						0							
Stolen Property, Buying, Receiving, Possessing	13	M					0							
	F						0							
Vandalism	14	M					0							
	F						0							
Weapons	15	M					0							
	F						0							
Prostitution and Commercialized Vice	16	M					0							
	F						0							

- 36C -

**ATLANTA AIRPORT POLICE
AGE, SEX, AND RACE OF PERSONS ARRESTED
16 YEARS OF AGE AND UNDER**

CLASSIFICATION OF OFFENSES	SEX	AGE						RACE				ETHNIC	
		09	1012	1314	15	16	TOTAL	White	Black	Native Amer.	Asian/Pacific	Whi. Hispanic	Blck Hispanic
Sex Offenses (except Rape and Prostitution)	17 M						0						
	F						0						
Drug Abuse Violations	18 M	0	0	0	0	0	0						
	F	0	0	0	0	0	0	0	0	0	0	0	0
(1) Sale/Manufacturing Subtotal	180 M	0	0	0	0	0	0						
	F	0	0	0	0	0	0	0	0	0	0	0	0
Opium or Cocaine and their Derivatives	a M						0						
	F						0						
Marijuana	b M						0						
	F						0						
Synthetic Narcotics	c M						0						
	F						0						
Other Dangerous Non-Narcotic Drugs	d M						0						
	F						0						
(2) Possession Subtotal	185 M	0	0	0	0	0	0						
	F	0	0	0	0	0	0	0	0	0	0	0	0
Opium or Cocaine and their Derivatives	e M						0						
	F						0						
Marijuana	f M						0						
	F						0						
Synthetic Narcotics	g M						0						
	F						0						
Other Dangerous Non-Narcotic Drugs	h M						0						
	F						0						
Gambling Total	19 M	0	0	0	0	0	0						
	F	0	0	0	0	0	0	0	0	0	0	0	0
Bookmaking	a M						0						
	F						0						
Numbers and Lottery	b M						0						
	F						0						
All Other Gambling	c M						0						
	F						0						
Offenses Against Family and Children	20 M						0						
	F						0						

-363-

**ATLANTA AIRPORT POLICE
AGE, SEX, AND RACE OF PERSONS ARRESTED
16 YEARS OF AGE AND UNDER**

MONTH DECEMBER

YEAR 2012

CLASSIFICATION OF OFFENSES	SEX	AGE						RACE				ETHNIC			
		09	1012	1314	15	16	TOTAL	White	Black	Native Amer.	Asian/Pacific	Whi. Hispanic	Blck Hispanic		
		Driving Under the Influence	21	M						0					
		F						0							
Liquor Laws	22	M						0							
		F						0							
Drunkenness	23	M						0							
		F						0							
Disorderly Conduct	24	M						0							
		F						0							
Vagrancy	25	M						0							
		F						0							
All Other Offenses (except Traffic)	26	M						0							
		F						0							
Suspicion	27	M						0							
		F						0							
Curfew and Loitering	28	M						0							
		F						0							
Run-Aways	29	M						0							
		F						0							
Total			0	0	0	0	0	0	0	0	0	0	0	0	0

- 36 -

DECEMBER 2012

Month and Year of Report

GA 060240X

Agency Identifier

JANUARY 31, 2013

Date

Lyndell Klag LIEUTENANT
Prepared By

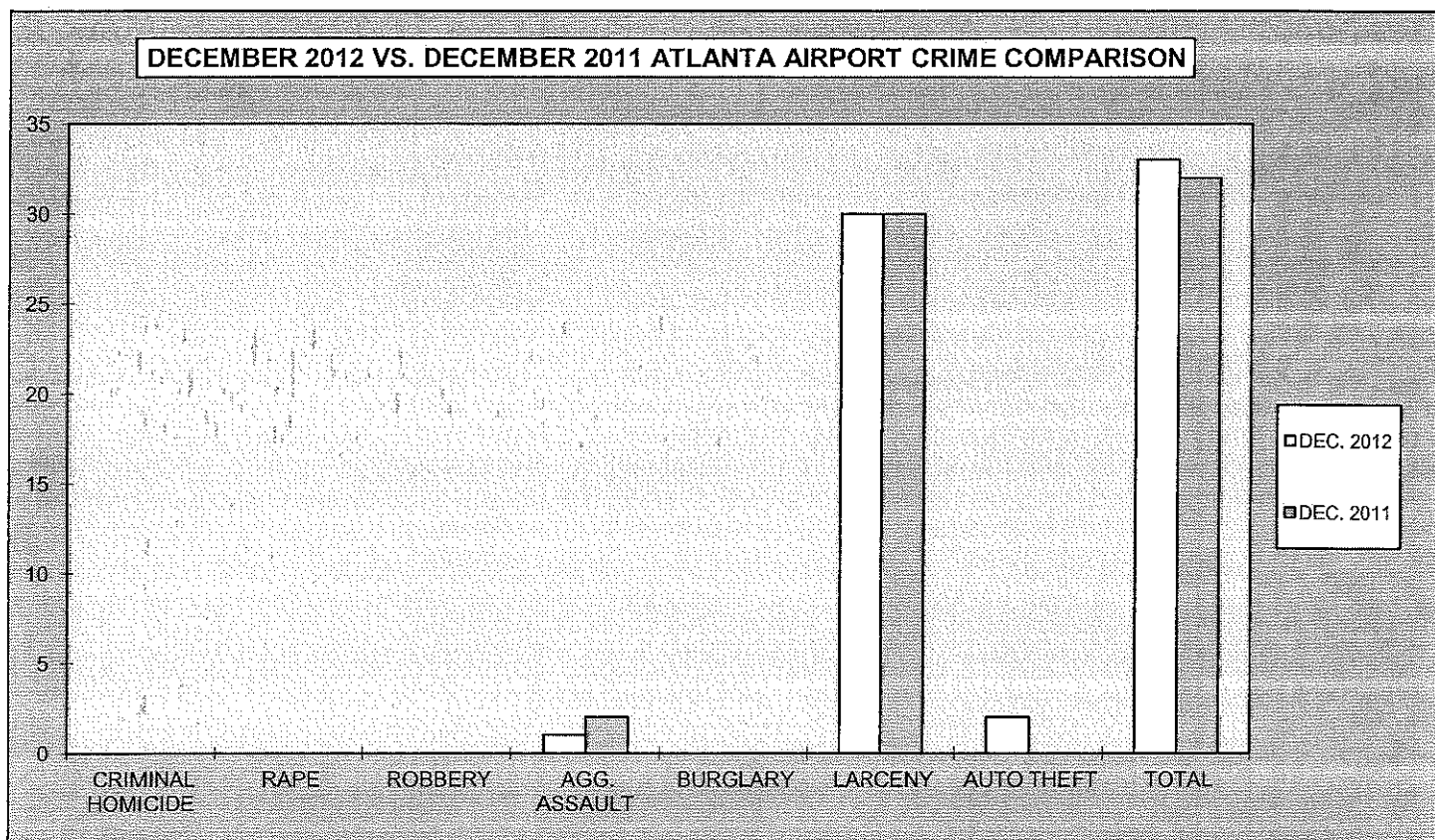
Bozell J. CHIEF
Chief, Commissioner, Sheriff, or Superintendent

ATLANTA AIRPORT POLICE - GEORGIA

Agency and State

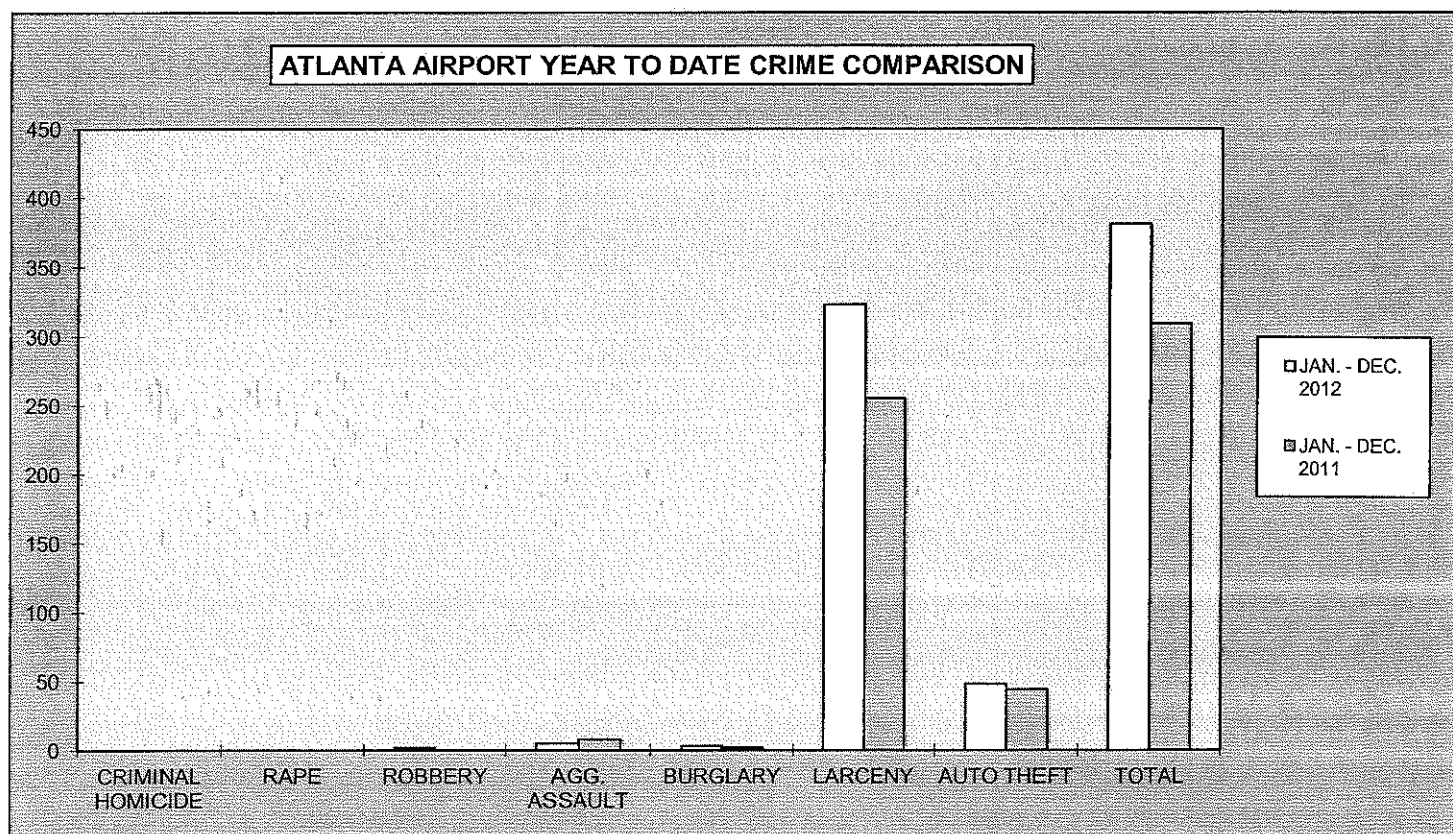
**2012
ATLANTA AIRPORT
MONTHLY CRIME COMPARISON**

CRIME	DEC. 2012	DEC. 2011	# DIFFERENCE	% DIFFERENCE
CRIMINAL HOMICIDE	0	0	0	0%
RAPE	0	0	0	0%
ROBBERY	0	0	0	0%
AGG. ASSAULT	1	2	-1	-50%
BURGLARY	0	0	0	0%
RESIDENCE	0	0	0	0%
NON-RESIDENCE	0	0	0	0%
LARCENY	30	30	0	0%
POCKETPICKING	0	0	0	0%
PURSE SNATCHING	0	0	0	0%
SHOPLIFTING	0	2	-2	-100%
FROM MOTOR VEHICLES	2	5	-3	-60%
MOTOR VEH. PARTS/ACCESSORIES	0	0	0	0%
BICYCLES	0	0	0	0%
FROM BUILDINGS	11	6	5	83%
FROM COIN OPERATED MACHINES	0	0	0	0%
ALL OTHER	17	17	0	0%
AUTO THEFT	2	0	2	100%
TOTAL	33	32	1	3%



**2012
ATLANTA AIRPORT
YEAR TO DATE CRIME COMPARISON**

ANNUAL CRIME COMPARISON				
CRIME	JAN - DEC 2012	JAN - DEC 2011	# DIFFERENCE	% DIFFERENCE
CRIMINAL HOMICIDE	0	0	0	0%
RAPE	0	0	0	0%
ROBBERY	2	0	2	100%
AGG. ASSAULT	5	8	-3	-38%
BURGLARY	3	2	1	50%
RESIDENCE	0	0	0	0%
NON-RESIDENCE	3	2	1	50%
LARCENY	323	255	68	27%
POCKETPICKING	5	1	4	400%
PURSE SNATCHING	2	0	2	100%
SHOPLIFTING	8	16	-8	-50%
FROM MOTOR VEHICLES	46	31	15	48%
MOTOR VEH. PARTS/ACCESSORIES	27	17	10	59%
BICYCLES	0	1	-1	-100%
FROM BUILDINGS	85	55	30	55%
FROM COIN OPERATED MACHINES	4	2	2	100%
ALL OTHER	146	132	14	11%
AUTO THEFT	48	44	4	9%
TOTAL	381	309	72	23%

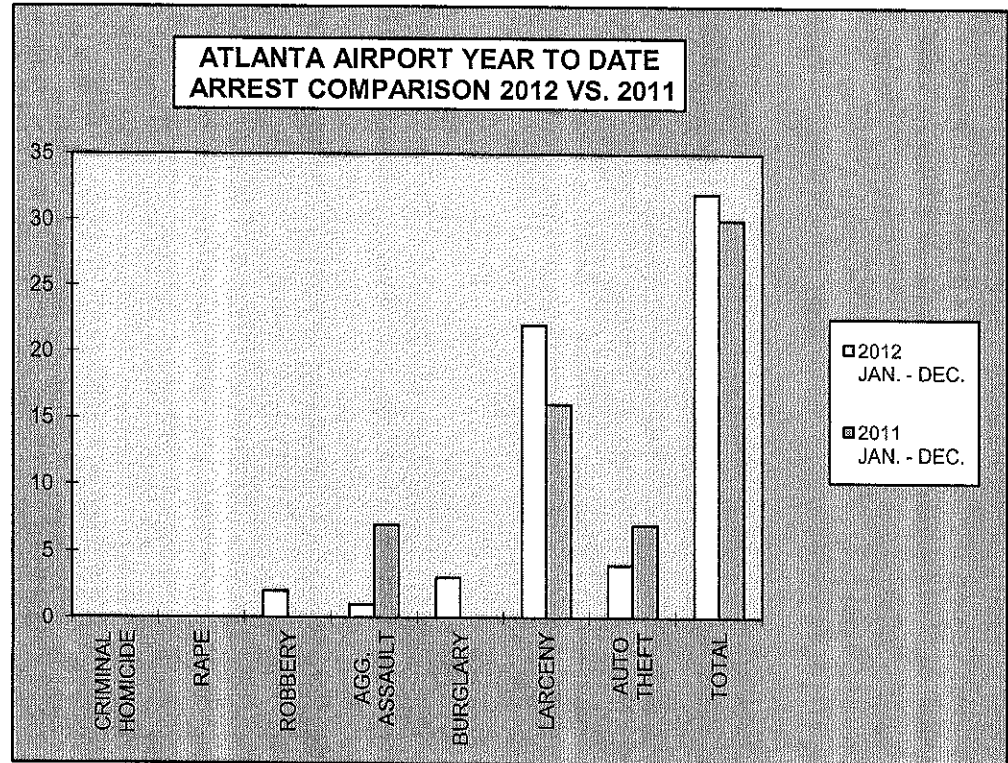
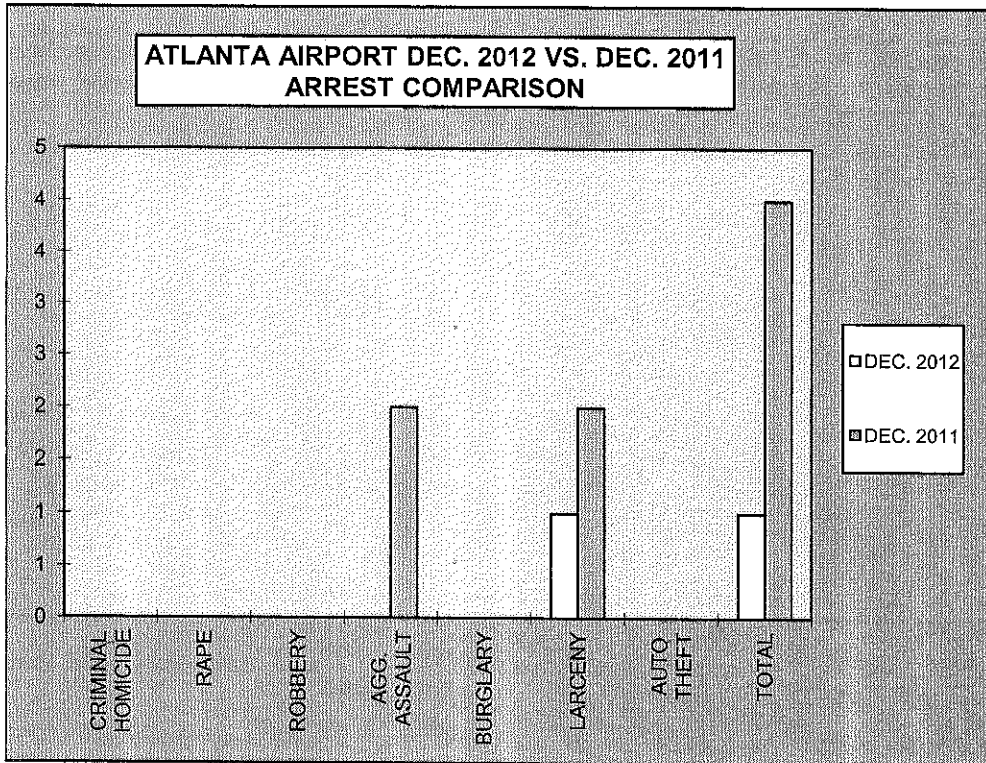


**2012
ATLANTA AIRPORT
ARREST COMPARISON**

6 1 1 7

DECEMBER ARREST COMPARISON				
CRIME	DEC. 2012	DEC. 2011	# DIFFERENCE	% DIFFERENCE
CRIMINAL HOMICIDE	0	0	0	0%
RAPE	0	0	0	0%
ROBBERY	0	0	0	0%
AGG. ASSAULT	0	2	-2	-100%
BURGLARY	0	0	0	0%
LARCENY	1	2	-1	-50%
AUTO THEFT	0	0	0	0%
TOTAL	1	4	-3	-75%

ANNUAL ARREST COMPARISON				
CRIME	2012 JAN. - DEC.	2011 JAN. - DEC.	# DIFFERENCE	% DIFFERENCE
CRIMINAL HOMICIDE	0	0	0	0%
RAPE	0	0	0	0%
ROBBERY	2	0	2	0%
AGG. ASSAULT	1	7	-6	-86%
BURGLARY	3	0	3	100%
LARCENY	22	16	6	38%
AUTO THEFT	4	7	-3	-43%
TOTAL	32	30	2	7%



**2012
ATLANTA AIRPORT
CLEAR-UP RATE**

CRIME	ATLANTA AIRPORT DEC. 2012 CLEAR-UP RATE	ATLANTA AIRPORT DEC. 2011 CLEAR-UP RATE
CRIMINAL HOMICIDE	0%	0%
RAPE	0%	0%
ROBBERY	0%	0%
AGG. ASSAULT	100%	100%
BURGLARY	0%	0%
LARCENY	7%	20%
AUTO THEFT	0%	0%

