

FBI

UNIFORM CRIME REPORTING

ATLANTA POLICE DEPARTMENT

226 PEACHTREE STREET, SW

ATLANTA, GEORGIA 30303



FEBRUARY 2012



SUPPORT SERVICES DIVISION  
INFORMATION SERVICES SECTION

# TABLE OF CONTENTS

	Page
U. C. R. COMPARATIVE CRIME REPORT -----	1
RETURN A - MONTHLY RETURN OF OFFENSES KNOWN TO THE POLICE -----	2
PROPERTY STOLEN BY CLASSIFICATION -----	3
	3a
LAW ENFORCEMENT OFFICERS KILLED OR ASSAULTED -----	4
MONTHLY RETURN OF ARSON OFFENSES KNOWN TO LAW ENFORCEMENT -----	5
POLICE DISPOSITION OF JUVENILES -----	6
SUPPLEMENTARY HOMICIDE REPORT -----	7
SEX AND RACE OF PERSONS ARRESTED -----	8
	8a-8e
HOMICIDE COMPARISON REPORT -----	9
HOMICIDE BREAKDOWN REPORT -----	10
SEVEN MAJOR CRIMES - MONTHLY CRIME COMPARISON -----	11
SEVEN MAJOR CRIMES - YEAR TO DATE CRIME COMPARISON -----	12
SEVEN MAJOR CRIMES ARREST MONTHLY AND YEAR TO DATE COMPARISON -----	13
CRIMES AGAINST PERSONS MONTHLY AND YEAR TO DATE COMPARISON -----	14
CRIMES AGAINST PROPERTY MONTHLY AND YEAR TO DATE COMPARISON -----	15
CRIMES AGAINST PERSONS & PROPERTY MONTHLY COMPARISON BY ZONES -----	16
CRIMES AGAINST PERSONS & PROPERTY YEAR TO DATE COMPARISON BY ZONES -----	17
SEVEN MAJOR CRIMES MONTHLY CRIME COMPARISON BY ZONES -----	18
SEVEN MAJOR CRIMES - YEAR TO DATE CRIME COMPARISON BY ZONES -----	19
SEVEN MAJOR CRIMES - MONTHLY CRIME COMPARISON - ZONE 1 -----	20
SEVEN MAJOR CRIMES - YEAR TO DATE CRIME COMPARISON - ZONE 1 -----	21
SEVEN MAJOR CRIMES - MONTHLY CRIME COMPARISON - ZONE 2 -----	22
SEVEN MAJOR CRIMES - YEAR TO DATE CRIME COMPARISON - ZONE 2 -----	23
SEVEN MAJOR CRIMES - MONTHLY CRIME COMPARISON - ZONE 3 -----	24
SEVEN MAJOR CRIMES - YEAR TO DATE CRIME COMPARISON - ZONE 3 -----	25
SEVEN MAJOR CRIMES - MONTHLY CRIME COMPARISON - ZONE 4 -----	26
SEVEN MAJOR CRIMES - YEAR TO DATE CRIME COMPARISON - ZONE 4 -----	27
SEVEN MAJOR CRIMES - MONTHLY CRIME COMPARISON - ZONE 5 -----	28
SEVEN MAJOR CRIMES - YEAR TO DATE CRIME COMPARISON - ZONE 5 -----	29
SEVEN MAJOR CRIMES - MONTHLY CRIME COMPARISON - ZONE 6 -----	30
SEVEN MAJOR CRIMES - YEAR TO DATE CRIME COMPARISON - ZONE 6 -----	31
CLEAR-UP RATE COMPARISON -----	32
<b>ATLANTA AIRPORT</b> -----	<b>33</b>
RETURN A - MONTHLY RETURN OF OFFENSES KNOWN TO THE POLICE -----	34
PROPERTY STOLEN BY CLASSIFICATION -----	35
	35a
POLICE DISPOSITION OF JUVENILES -----	36
SEX AND RACE OF PERSONS ARRESTED -----	37
	37a-37e
SEVEN MAJOR CRIMES - MONTHLY CRIME COMPARISON -----	38
SEVEN MAJOR CRIMES - YEAR TO DATE CRIME COMPARISON -----	39
SEVEN MAJOR CRIMES ARREST MONTHLY AND YEAR TO DATE COMPARISON -----	40
CLEAR-UP RATE COMPARISON -----	41

**FEBRUARY 2012**  
**U.C.R. COMPARATIVE CRIME REPORT**  
**SUPPORT SERVICES DIVISION**  
**INFORMATION SERVICES SECTION**

	<u>FEBRUARY 2012</u>		<u>FEBRUARY 2011</u>		<u>COMPARATIVE ACTUAL</u>	<u>% CHANGE ACTUAL</u>	<u>COMPARATIVE CLEARED</u>	<u>% CHANGE CLEARED</u>
	<u>ACTUAL</u>	<u>CLEARED</u>	<u>ACTUAL</u>	<u>CLEARED</u>				
MURDER	5	3	3	3	2	67%	0	0%
RAPE	5	1	12	8	-7	-58%	-7	-88%
ROBBERY	101	35	123	25	-22	-18%	10	40%
AGG. ASSAULT	257	172	235	141	22	9%	31	22%
BURGLARY - RESIDENCE	298		325		-27	-8%		
BURGLARY - NON-RESIDENCE	45	41	55	46	-10	-18%	-5	-11%
LARCENY - \$200 AND OVER	359		333		26	8%		
LARCENY - \$50 TO \$199	96	233	80	227	16	20%	6	3%
LARCENY - UNDER \$50	658		628		30	5%		
AUTO THEFT	316	23	292	32	24	8%	-9	-28%
<b>TOTAL</b>	<b>2,140</b>		<b>2,086</b>		<b>54</b>	<b>3%</b>		
AUTOS RECOVERED	61		73		-12	-16%		

	<u>2012 JANUARY - FEBRUARY</u>		<u>2011 JANUARY - FEBRUARY</u>		<u>COMPARATIVE ACTUAL</u>	<u>% CHANGE ACTUAL</u>	<u>COMPARATIVE CLEARED</u>	<u>% CHANGE CLEARED</u>
	<u>ACTUAL</u>	<u>CLEARED</u>	<u>ACTUAL</u>	<u>CLEARED</u>				
MURDER	9	7	9	6	0	0%	1	17%
RAPE	24	13	22	9	2	9%	4	44%
ROBBERY	269	70	279	59	-10	-4%	11	19%
AGG. ASSAULT	501	337	439	260	62	14%	77	30%
BURGLARY - RESIDENCE	762		797		-35	-4%		
BURGLARY - NON-RESIDENCE	113	96	150	117	-37	-25%	-21	-18%
LARCENY - \$200 AND OVER	835		705		130	18%		
LARCENY - \$50 TO \$199	208	485	181	497	27	15%	-12	-2%
LARCENY - UNDER \$50	1,459		1,484		-25	-2%		
AUTO THEFT	738	45	688	52	50	7%	-7	-13%
<b>TOTAL</b>	<b>4,918</b>		<b>4,754</b>		<b>164</b>	<b>3%</b>		
AUTOS RECOVERED	132		166		-34	-20%		

**RETURN A - MONTHLY RETURN OF OFFENSES KNOWN TO THE POLICE**

This report is authorized by law Title 28, Section 534, U.S. Code. While you are not required to respond, your cooperation in forwarding this report by the 7th day after the close of the month to Uniform Crime Reports, Federal Bureau of Investigation, Washington, D.C. 20535, will assist in compiling comprehensive, accurate national crime figures on a timely basis.

1. CLASSIFICATION OF OFFENSES	2. OFFENSES REPORTED OR KNOWN TO POLICE (INCLUDE "UNFOUNDED" AND ATTEMPTS)	3. UNFOUNDED, FALSE OR BASELESS COMPLAINTS	4. NUMBER OF ACTUAL OFFENSES (COLUMN 2 MINUS COLUMN 3) INCLUDE ATTEMPTS	5. TOTAL OFFENSES CLEARED BY ARREST OR EXCEPTIONAL MEANS (INCLUDES COL. 5)	6. NUMBER OF CLEARANCES INVOLVING ONLY PERSONS UNDER 18 YEARS OF AGE	DO NOT USE THIS SPACE		
						RECORDED	EDITED	INITIALS
1. CRIMINAL HOMICIDE								
a. MURDER AND NONNEGLECT HOMICIDE	11	0	5	3	0			
b. MANSLAUGHTER BY NEGLIGENCE	12							
2. FORCIBLE RAPE TOTAL	20							
a. Rape by Force	21	0	5	1	0			
b. Attempts to commit Forcible Rape	22	0	0	0	0			
3. ROBBERY TOTAL	30							
a. Firearm	31	5	59	15	1			
b. Knife or Cutting Instrument	32	1	6	3	0			
c. Other Dangerous Weapon	33	0	11	2	0			
d. Strong-Arm (Hands, Fists, Feet, etc.)	34	3	25	15	0			
4. ASSAULT TOTAL	40							
a. Firearm	41	2	78	28	0			
b. Knife or cutting instrument	42	3	42	47	0			
c. Other Dangerous Weapon	43	1	118	90	4			
d. Strong-Arm	44	0	19	7	1			
a. Other Assaults - Simple, Not Aggravated	45	11	677	525	10			
5. BURGLARY TOTAL	50							
a. Forcible Entry	51	9	343	41	0			
b. Unlawful Entry - No Force	52	4	253	30	0			
c. Attempted Forcible Entry	53	0	72	7	0			
6. LARCENY THEFT TOTAL (except Motor Vehicle Theft)	60							
7. MOTOR VEHICLE THEFT TOTAL								
a. Autos	70	15	316	23	3			
b. Trucks and Buses	71	11	276	19	2			
c. Other Vehicles	72	3	31	4	1			
	73	1	9	0	0			
GRAND TOTAL	77	94	2,817	1,033	36			

CHECKING ANY OF THE APPROPRIATE BLOCKS BELOW WILL ELIMINATE YOUR NEED TO SUBMIT REPORTS WHEN THE VALUES ARE ZERO. THIS WILL ALSO AID THE NATIONAL PROGRAM IN ITS QUALITY CONTROL EFFORTS.

- NO SUPPLEMENTARY HOMICIDE REPORT SUBMITTED SINCE NO MURDERS, JUSTIFIABLE HOMICIDES, OR MANSLAUGHTER BY NEGLIGENCE OCCURRED IN THIS JURISDICTION DURING THE MONTH.
- NO SUPPLEMENT TO RETURN A REPORT SINCE NO CRIME OFFENSES OR RECOVERY OF PROPERTY REPORTED DURING THE MONTH.
- NO LAW ENFORCEMENT OFFICERS KILLED OR ASSAULTED REPORT SINCE NONE OF THE OFFICERS WERE ASSAULTED OR KILLED DURING THE MONTH.
- NO AGE, SEX AND RACE OF PERSONS ARRESTED UNDER 18 YEARS OF AGE REPORT SINCE NO ARRESTS OF PERSONS WITHIN THIS AGE GROUP.
- NO AGE, SEX AND RACE OF PERSONS ARRESTED 18 YEARS OF AGE AND OVER REPORT SINCE NO ARRESTS OF PERSONS WITHIN THIS AGE GROUP.
- NO MONTHLY RETURN OF ARSON OFFENSES KNOWN TO LAW ENFORCEMENT REPORT SINCE NO ARSONS OCCURRED.

\* TOTALS INCLUDE PREVIOUS OFFENSES

FEBRUARY 2012

Month and Year of Report

GAAPD 0000

Agency Identifier

MARCH 13, 2012

Date

ATLANTA POLICE DEPARTMENT - GEORGIA

Agency and State

Reported By: *Captn Johnson* LIEUTENANT

Chief: *Monica J. ...* CHIEF

## PROPERTY STOLEN BY CLASSIFICATION

CLASSIFICATION	DATA ITEM	Number of Actual Offenses (Column 4 Return A)	Monetary Value of Property Stolen
1. MURDER AND NONNEGLIGENT MANSLAUGHTER	12	5	\$ 0.00
2. FORCIBLE RAPE	20	5	\$ 0.00
3. ROBBERY			
(a) HIGHWAY (streets, alleys, etc.)	31	81	40,634.00
(b) COMMERCIAL HOUSE (except c, d, and f)	32	4	618.00
(c) GAS OR SERVICE STATION	33	0	0.00
(d) CONVENIENCE STORE	34	0	0.00
(e) RESIDENCE (anywhere on premises)	35	9	2,189.00
(f) BANK	36	0	0.00
(g) MISCELLANEOUS	37	7	5,397.00
TOTAL ROBBERY	30	101	\$ 48,838.00
5. BURGLARY - BREAKING OR ENTERING			
(a) RESIDENCE (dwelling)			
(1) NIGHT (6 p.m. - 6 a.m.)	51	101	91,409.00
(2) DAY (6 a.m. - 6 p.m.)	52	197	291,247.00
(3) UNKNOWN	53	0	0.00
(b) NON-RESIDENCE (store, office, etc.)			
(1) NIGHT (6 p.m. - 6 a.m.)	54	29	21,322.00
(2) DAY (6 a.m. - 6 p.m.)	55	16	7,534.00
(3) UNKNOWN	56	0	0.00
TOTAL BURGLARY	50	343	\$ 411,512.00
6. LARCENY - THEFT (Except Motor Vehicle Theft)			
(a) \$200 AND OVER	61	359	610,242.00
(b) \$50 TO \$200	62	96	10,143.00
(c) UNDER \$50	63	658	1,756.00
TOTAL LARCENY (Same as Item 6X)	60	1,113	\$ 622,141.00
7. MOTOR VEHICLE THEFT (Include Alleged Joy Ride)	70	316	\$ 438,719.00
GRAND TOTAL - ALL ITEMS	77	/ / / / /	\$ 1,521,210.00
<b>ADDITIONAL ANALYSIS OF LARCENY AND MOTOR VEHICLE THEFT</b>			
6X. NATURE OF LARCENIES UNDER ITEM 6			
(a) POCKET-PICKING	81	9	2,661.00
(b) PURSE-SNATCHING	82	20	2,475.00
(c) SHOPLIFTING	83	170	43,735.00
(d) FROM MOTOR VEHICLES (except e)	84	438	311,556.00
(e) MOTOR VEHICLE PARTS AND ACCESSORIES	85	127	36,700.00
(f) BICYCLES	86	15	6,024.00
(g) FROM BUILDING (except c and h)	87	123	93,390.00
(h) FROM ANY COIN-OPERATED MACHINES (parking meters, etc.)	88	1	0.00
(i) ALL OTHER	89	210	125,600.00
TOTAL LARCENIES (Same as Item 6)	80	1,113	\$ 622,141.00
7X. MOTOR VEHICLES RECOVERED			
(a) STOLEN LOCALLY AND RECOVERED LOCALLY	91	52	
(b) STOLEN LOCALLY AND RECOVERED BY OTHER JURISDICTIONS	92	9	
(c) TOTAL LOCALLY STOLEN MOTOR VEHICLES RECOVERED (a & b)	93	61	
(d) STOLEN IN OTHER JURISDICTIONS AND RECOVERED LOCALLY	90	N/A	

SUPPLEMENT TO RETURN A  
MONTHLY RETURN OF OFFENSES KNOWN TO THE POLICE

1-706 (Rev. 8-30-94)  
Form Approved  
OMB No. 1110-0007

This report is authorized by law, Title 28, Section 534, U. S. Code. While you are not required to respond, your cooperation in submitting this report with the Return A will assist the FBI in compiling comprehensive, accurate figures on a timely basis.

This form deals with the nature of crime and the monetary value of property stolen and recovered. The total offenses recorded on the form should be the same as the number of actual offenses listed in Column 4 of the Return A for each crime class. Include attempted crimes on this form, but do not include unfounded offenses. If you cannot complete the report in all areas, please record as much information as is available. Tally sheets will be sent upon request.

PROPERTY BY TYPE AND VALUE

Type of Property (1)	PROPERTY CLASSIFICATION	Monetary Value of Property Stolen in Your Jurisdiction	
		Stolen (2)	Recovered (3)
(A) Currency, Notes, Etc.	01	\$ 152,715.00	\$ 0.00
(B) Jewelry and Precious Metals	02	164,389.00	0.00
(C) Clothing and Furs	03	33,238.00	0.00
(D) Locally Stolen Motor Vehicles	04	438,719.00	11,020.00
(E) Office Equipment	05	10,235.00	0.00
(F) Televisions, Radios, Stereos, Etc.	06	323,817.00	1.00
(G) Firearms	07	20,465.00	620.00
(H) Household Goods	08	81,040.00	0.00
(I) Consumable Goods	09	2,375.00	0.00
(J) Livestock	10	0.00	0.00
(K) Miscellaneous	11	294,217.00	1.00
<b>TOTAL</b>	<b>00</b>	<b>\$ 1,521,210.00</b>	<b>\$ 11,642.00</b>

The total of this column should agree with the Grand Total (DATA ENTRY 77) shown on page 2.

Include in this column all property recovered even though stolen in prior months. The above is an accounting for only that property stolen in your jurisdiction. This will include property recovered for you by other jurisdictions, but not property you recover for them.

DATE MARCH 13, 2012  
 PREPARED BY: *Clifton Johnson* LIEUTENANT  
 TITLE  
*George M. ...* CHIEF  
 CHIEF, COMMISSIONER, SHERIFF OR SUPERINTENDENT

FEBRUARY 2012 Month and Year of Report      GAAPD 0000 Agency Identifier

ATLANTA POLICE DEPARTMENT - GEORGIA  
 Agency and State

**LAW ENFORCEMENT OFFICERS KILLED OR ASSAULTED**

It is requested this report be completed and transmitted with monthly crime reports to: Director, Federal Bureau of Investigation, Uniform Crime Reports, Washington, D. C. 20535. This form should be used to report the number of your officers who were assaulted or killed in the line of duty during the month. Additional information concerning officers killed will be requested by a separate questionnaire.

<b>OFFICERS KILLED</b> Number of your law enforcement officers killed in the line of duty this month.	By felonious act	0
	By accident or negligence	0

**Officers Assaulted (Do not include officers killed) - See other side for instructions.**

Type of Activity	Total Assaults by Weapon	Type of Weapon					Two-Officer Vehicle	Type of Assignment						Police Assaults Cleared
		Firearm	Knife or Other Cutting Instrument	Other Dangerous Weapon	Hands, Fists, Feet, etc.	One-Officer Vehicle		Detective or Special Assign.		Other				
								Alone	As-sisted	Alone	As-sisted	Alone	As-sisted	
A	B	C	D	E	F	G	H	I	J	K	L	M		
1. Responding to "Disturbance" calls (family quarrels, man with gun, etc.)	0													
2. Burglaries in progress or pursuing burglary suspects	0													
3. Robberies in progress or pursuing robbery suspects	0													
4. Attempting other arrests	1				1			1					1	
5. Civil disorder (riot, mass disobedience)	0													
6. Handling, transporting, custody of prisoners	12				12		1	11					12	
7. Investigating suspicious persons or circumstances	0													
8. Ambush - no warning	1			1				1					1	
9. Mentally deranged	3				3		1	2					3	
10. Traffic pursuits and stops	0													
11. All Other	3				3		1	2					3	
<b>12. TOTAL (1-11)</b>	<b>20</b>	<b>0</b>	<b>0</b>	<b>1</b>	<b>19</b>	<b>0</b>	<b>3</b>	<b>17</b>	<b>0</b>	<b>0</b>	<b>0</b>	<b>0</b>	<b>20</b>	
13. Number with personal injury	1				1									
14. Number without personal injury	19			1	18									
15. Time of assaults														
AM	5	1	1		3		1							
PM		2	5	1			1							

**DO NOT WRITE HERE**

Recorded	Initials
Edited	
Punched	
Verified	
Adjusted	
DOJ/FBI	

12:01 2:00 4:00 6:00 8:00 10:00 12:00

FEBRUARY 2012      GAAPD 0000      *Clyde Walker*      LIEUTENANT  
 Month and Year      Agency Identifier      Prepared By      Title  
 ATLANTA POLICE DEPARTMENT      GEORGIA      *George N. J.*      CHIEF  
 Agency      State      Chief, Sheriff, Commissioner, Superintendent

MONTHLY RETURN OF ARSON OFFENSES KNOWN TO LAW ENFORCEMENT

DO-73 (2-11-82)  
Form Approved  
OMB No. 1110-0008

This report is authorized by law, Title 28, Section 534, United States Code, and the enactment of the fiscal year 1979, Department of Justice Authorization Bill S. 3151. While you are not required to respond, your cooperation in using this form to report all incidents of arson which become known to your department during the month will assist the FBI in compiling comprehensive, accurate data on a timely basis. Instructions appear on reverse side.

1 PROPERTY CLASSIFICATION		2 Offenses Reported or Known to Police (Include Unfounded and Attempts)	3 Unfounded, i.e. False or Baseless Complaints	4 Number of Actual Offenses (Column 2 Minus Column 3 (Include Attempts))	5 Total Offenses Cleared by Arrest or Exceptional Means (Include Column 6)	6 Number of Clearances Involving Only Persons Under 18 Years of Age	7 Offenses Where Structures Uninhabited Abandoned, or not Normally in Use	8 Estimated Value of Property Damage
<b>STRUCTURAL</b>	A. Single Occupancy Residential: Houses, Townhouses, Duplexes, etc.	18	12	6			5	\$ 50,500.
	B. Other Residential: Apartments, Tenements, Flats, Hotels, Motels, Inns, Dormitories, Boarding Houses, etc.	7	7					\$
	C. Storage: Barns, Garages, Warehouses, etc.	1	1					\$
	D. Industrial/Manufacturing							\$
	E. Other Commercial: Stores, Restaurants, Offices, etc.							\$
	F. Community/Public: Churches, Jails, Schools, Colleges, Hospitals, etc.							\$
	G. All Other Structure: Out-Buildings, Monuments, Buildings Under Construction, etc.							\$
	TOTAL STRUCTURE	26	20	6			5	\$ 50,500.
<b>MOBILE</b>	H. Motor Vehicles: Automobiles, Trucks, Buses, Motorcycles, etc.: UCR Definition	2	1	1				\$ 15,000.
	I. Other Mobile Property: Trailers, Recreational Vehicles, Airplanes, Boats, etc.							\$
	TOTAL MOBILE	2	1	1				\$ 15,000.
J. TOTAL OTHER Crops, Timber, Fences, Signs, etc.	1		1				\$ 10.	
GRAND TOTAL	29	21	8			5	\$ 65,510.	

Agency Identifier GAAPD 0000 Month FEBRUARY 2012  
 Agency ATLANTA POLICE DEPARTMENT State GEORGIA  
 Prepared by *Carlton L. Johnson* LIEUTENANT  
*George N. ...* CHIEF  
 Chief, Commissioner, Sheriff, or Superintendent

DO NOT WRITE HERE	
Recorded	
Edited	
Entered	
Adjusted	
Corres.	



AGENCY IDENTIFIER GAAPD 0000 REPORTING PERIOD FEBRUARY 2012

AGENCY NAME ATLANTA POLICE DEPARTMENT

POLICE DISPOSITION OF JUVENILES

~~Not to include neglect or traffic cases-~~

1. Handled within Department and released. (Warning, released to parents, etc.)	_____
2. Referred to juvenile court or probation department.	_____ 78
3. Referred to welfare agency.	_____ 4
4. Referred to other police agency.	_____
5. Referred to criminal or adult court.	_____
TOTAL	_____ 82

MARCH 12, 2012

DATE

*Clifton Johnson*

PREPARED BY

LIEUTENANT

TITLE

*George N. Jones*

APPROVED BY

CHIEF

TITLE

GCIC USE ONLY

Recorded	_____
Reviewed	_____
Punched	_____
Verified	_____

RETURN TO

Georgia Crime Information Center/Uniform Crime Reporting  
P. O. Box 1456  
Atlanta, Georgia 30301

Return on or before the 7th of the following month.

GCIC/UCR-012 (9/74)

PAGE 1 OF 1  
SUPPLEMENTARY HOMICIDE REPORT

1-704 (Rev. 4-24-95)  
Form Approved  
OMB No. 1110-0002

This report is authorized by law Title 28, Section 534, United States Code. While you are not required to respond, your cooperation in using this form to list data pertaining to all homicides reported on your Return A will assist the FBI in compiling comprehensive, accurate data regarding this important classification on a timely basis.

1a. Murder and Nonnegligent Manslaughter

List below specific information for all offenses shown in item 1a of the monthly Return A. In addition, list all justifiable killings of felons by a citizen or by a peace officer in the line of duty. A brief explanation in the circumstances column regarding unfounded homicide offenses will aid the national Uniform Crime Reporting Program in editing the reports.

Incident	Situation*	Victim**				Offender**				Data Code		Weapon Used (Handgun, Rifle, Shotgun, Club, Poison, etc.)	Relationship of Victim to Offender (Husband, Wife, Son, Father, Acquaintance, Neighbor, Stranger, etc.)	Circumstances (Victim shot by robber, robbery victim shot robber, killed by patron during barroom brawl, etc.)
		Age	Sex	Race	Ethnicity	Age	Sex	Race	Ethnicity	Do Not Write In These Spaces				
B		59	M	B	N							HANDGUN	UNKNOWN	OTHER
B		61	M	W	N							HANDGUN	UNKNOWN	OTHER
B		35	F	B	N							HANDGUN - 9MM	UNKNOWN	OTHER
A		04	M	B	N	22	M	B	N			BLUNT OBJECT	ACQUAINTANCE	CHILD KILLED BY BABYSITTER
B		48	M	A	N							HANDGUN - 380 CAL	UNKNOWN	OTHER

\* - See reverse side for explanation

FEBRUARY 2012  
Month and Year  
ATLANTA POLICE DEPARTMENT  
Agency

GAAPD 0000  
Agency Identifier  
GEORGIA  
State

*Clifton L Johnson*  
Prepared By  
*George J. J.*  
Chief, Sheriff, Commissioner, Superintendent

LIBUTENANT  
Title  
CHIEF

DO NOT WRITE HBRE	
Recorded	
Edited	
Punched	
Verified	
Adjusted	

ATLANTA POLICE DEPARTMENT  
 AGE, SEX, AND RACE OF PERSONS ARRESTED  
 17 YEARS OF AGE AND OVER

MONTH FEBRUARY

YEAR 2012

CLASSIFICATION OF OFFENSES	SEX	AGE OF PERSON ARRESTED																TOTAL	RACE				ETHNIC		
		17	18	19	20	21	22	23	24 29	30 34	35 39	40 44	45 49	50 54	55 59	60 64	65 UP		White	Black	Native Amer.	Asian/Pacific	Whi. Hispanic	Black Hispanic	
Murder/Nonnegligent Manslaughter	01a	M						1									1	2							
	F																	0		2					
Manslaughter by Negligence	01b	M																0							
	F																	0							
Forcible Rape	02	M										1						1							
	F																	0		1					
Robbery	03	M	1	1	3	1		2	2	8	1	1	2	3	1		1	27							
	F			1				1			1					1		4	2	29					
Aggravated Assault	04	M	1	2	1	1	4	1	4	9	13	11	4	12	8	4		2	77						
	F			1	1	3		2	1	9	1		9	3	2	1	2	1	36	15	98				
Burglary- Breaking or Entering	05	M	1			1	4			5	2	2	4	2	6	2	1	1	31						
	F							1		1		1		1	1				5	3	32		1		
Larceny - Theft (except Motor Vehicle Theft)	06	M	5	5	10	2	1	4	5	7	16	9	13	17	18	6	1	1	120						
	F		6	4	1		3	4	2	11	2	4	3	4	6	3	1		54	18	156				
Motor Vehicle Theft	07	M		3				1		7	3	2	1	1		1		19							
	F					1				2	1		1					5		24					
Other Assaults	08	M	1	2	7	8	6	17	11	42	50	24	22	24	19	7	1	3	244						
	F		1	5	5	2	3		6	19	11	2	5	8	7			2	76	45	274		1		
Arson	09	M								1								1							
	F																	0		1					
Forgery and Counterfeiting	10	M				2	1			3	1	1	1	1	2			12							
	F				2	2			1	1	1		1					8	2	18					
Fraud	11	M						1		5		2	1	4	1	2		16							
	F								1	5	2							8	5	19					
Embezzlement	12	M								2								2							
	F												2					2	3	1					
Stolen Property; Buying, Receiving, Possessing	13	M		1	1			1		3		1	6			1	1	15							
	F		1				1	1			1	3		1				8		22		1			
Vandalism	14	M	1	1	2		1	1	2	3	2	3		2	1	1	1	21							
	F			1					1	1	2	1	1		2			9	6	24					
Weapons	15	M		3	3	2		1	1	7	1				2	1		21							
	F									1				2	2	1	1	7	1	27					

ATLANTA POLICE DEPARTMENT  
AGE, SEX, AND RACE OF PERSONS ARRESTED  
17 YEARS OF AGE AND OVER

MONTH FEBRUARY

YEAR 2012

CLASSIFICATION OF OFFENSES	SEX	AGE OF PERSON ARRESTED																TOTAL	RACE				ETHNIC			
		17	18	19	20	21	22	23	24 29	30 34	35 39	40 44	45 49	50 54	55 59	60 64	65 UP		White	Black	Native Amer.	Asian/Pacific	Whi. Hispanic	Black Hispanic		
Prostitution and Commercialized Vice	M			1				1	4	2	1	2	1	2				14								
	F			3	2		1	1	12	10	3	7	7	7	1	1		55	14	52		3				
Sex Offenses (except Rape and Prostitution)	M		1	1	2		1	1	12	4	5	10	11	19	11	5	3	86								
	F								5			3	3					11	17	80						
Drug Abuse Violations Grand Total	M	5	14	19	17	18	20	28	67	48	30	33	33	19	22	12	6	391								
	F	0	2	2	4	3	6	4	12	5	5	5	9	6	3	1	0	67	45	413	0	0	0	0	0	0
(1) Sale/Manufacturing Subtotal	M	0	0	1	1	2	3	2	6	5	4	2	6	2	3	2	2	41								
	F	0	0	0	0	1	0	1	2	0	0	1	2	2	0	0	0	9	2	48	0	0	0	0	0	0
Opium or Cocaine and their derivatives	M				1		2	1	1	4	2	1	4					17								
	F												1	1				2	1	18						
Marijuana	M			1		2	1	1	4	1	1		2	1	3	1		18								
	F					1		1	2				1	1				6		24						
Synthetic Narcotics	M								1									1								
	F																	0		1						
Other Dangerous Non-Narcotic Drugs	M									1	1			1		1	1	5								
	F												1					1	1	5						
(2) Possession Subtotal	M	5	14	18	16	16	17	26	61	43	26	31	27	17	19	10	4	350								
	F	0	2	2	4	2	6	3	10	5	5	4	7	4	3	1	0	58	43	365	0	0	0	0	0	0
Opium or Cocaine and their derivatives	M		1		1	2	2	6	11	15	8	19	13	14	12	8	2	114								
	F								1	3	1	3	4	3	3	1		19	15	118						
Marijuana	M	5	13	18	15	14	15	20	48	27	16	11	13	2	7	2	2	228								
	F		2	2	4	2	6	3	9	2	3		3	1				37	20	245						
Synthetic Narcotics	M								1									1								
	F										1	1						2	2	1						
Other Dangerous Non-Narcotic Drugs	M								1	1	2	1	1	1				7								
	F																	0	6	1						
Gambling Total	M	0	0	0	0	0	1	1	1	0	0	0	0	0	0	0	0	3								
	F	0	0	0	0	0	0	0	0	0	0	0	0	0	0	0	0	0	0	3	0	0	0	0	0	0
Bookmaking	M																	0								
	F																	0								
Numbers and Lottery	M																	0								
	F																	0								

ATLANTA POLICE DEPARTMENT  
 AGE, SEX, AND RACE OF PERSONS ARRESTED  
 17 YEARS OF AGE AND OVER

MONTH FEBRUARY

YEAR 2012

CLASSIFICATION OF OFFENSES	SEX	AGE OF PERSON ARRESTED																TOTAL	RACE				ETHNIC		
		17	18	19	20	21	22	23	24 29	30 34	35 39	40 44	45 49	50 54	55 59	60 64	65 UP		White	Black	Native Amer.	Asian/Pacific	Whi. Hispanic	Blck Hispanic	
All Other Gambling	M						1	1	1									3							
	F																	0		3					
Offenses Against Family And Children	M							1					1					2							
	F				1				1			1						3		5					
Driving Under the Influence	M			2	2	1	5	4	25	16	6	6	7	5	1	2		82							
	F		1	2		1		1	10	5	4			1		1		26	50	55		2	1		
Liquor Laws	M	1			2		1	2	11	13	9	25	31	27	27	11	4	164							
	F								4	1		3	10	3	2			23	26	159		2			
Drunkenness	M			2	2	2	3	3	18	2	4	8	19	14	14	5	4	100							
	F								2	2		2		1	1			8	25	82		1			
Disorderly Conduct	M	3	2	2	4	3	4	1	21	17	12	15	30	22	15	6	5	162							
	F		4	6	3	1	2	1	9	6	5	8	6	3	1	1		56	33	184		1			
Vagrancy	M								3	2		6	15	9	11			46							
	F					1			1	2			1	3	1			9	7	48					
All Other Offenses (except Traffic)	M	2	9	8	8	10	4	5	43	38	51	34	67	44	34	12	7	376							
	F		2		2	2	2		8	5	1	4	6	5	8	3	5	53	40	386		3			
Suspicion	M																	0							
	F																	0							
TOTAL			29	65	84	74	66	89	91	421	289	203	250	342	268	183	70	44	2568	357	2195	0	15	1	0

FEBRUARY 2012

Month and Year of Report

GAAPD 0000

Agency Identifier

MARCH 13, 2012

Date

*Chilton L. Johnson*

Prepared By:

LIEUTENANT

Title

*George M. Jones*

Chief, Commissioner, Sheriff, or Superintendent

CHIEF

ATLANTA POLICE DEPARTMENT - GEORGIA

Agency and State

ATLANTA POLICE DEPARTMENT  
 AGE, SEX, AND RACE OF PERSONS ARRESTED  
 16 YEARS OF AGE AND UNDER

MONTH FEBRUARY

YEAR 2012

CLASSIFICATION OF OFFENSES	SEX	AGE						RACE				ETHNIC	
		09	10-12	13-14	15	16	TOTAL	White	Black	Native Amer.	Asian/Pacific	Whi. Hispanic	Blck Hispanic
Murder/Nonnegligent Manslaughter	M						0						
	F						0						
Manslaughter by Negligence	M						0						
	F						0						
Forcible Rape	M						0						
	F						0						
Robbery	M			1	1		2						
	F						0		2				
Aggravated Assault	M		1	2	3	1	7						
	F						0		7				
Burglary- Breaking or Entering	M						0						
	F						0						
Larceny - Theft (except Motor Vehicle Theft)	M		1	6	2	6	15						
	F			3	3	4	10	1	24				
Motor Vehicle Theft	M		2	4	4		10						
	F						0		10				
Other Assaults	M		1	4	1	3	9						
	F				2		2		11				
Arson	M						0						
	F						0						
Forgery and Counterfeiting	M						0						
	F						0						
Fraud	M						0						
	F						0						
Embezzlement	M						0						
	F						0						
Stolen Property, Buying, Receiving, Possessing	M						0						
	F	1					1		1				
Vandalism	M		1	1	1	1	4						
	F			1			1		5				
Weapons	M						0						
	F						0						
Prostitution and Commercialized Vice	M						0						
	F						0						

ATLANTA POLICE DEPARTMENT  
 AGE, SEX, AND RACE OF PERSONS ARRESTED  
 16 YEARS OF AGE AND UNDER

MONTH FEBRUARY

YEAR 2012

CLASSIFICATION OF OFFENSES	SEX	AGE						RACE				ETHNIC	
		0 9	10 12	13 14	15	16	TOTAL	White	Black	Native Amer.	Asian/Pacific	Whi. Hispanic	Blck Hispanic
Sex Offenses (except Rape and Prostitution)	M						0						
	F						0						
Drug Abuse Violations	M	0	0	0	4	1	5						
Grand Total	F	0	0	0	1	0	1	1	5	0	0	0	0
(1) Sale/Manufacturing Subtotal	M	0	0	0	0	0	0						
	F	0	0	0	0	0	0	0	0	0	0	0	0
Opium or Cocaine and their Derivatives	M						0						
	F						0						
Marijuana	M						0						
	F						0						
Synthetic Narcotics	M						0						
	F						0						
Other Dangerous Non-Narcotic Drugs	M						0						
	F						0						
(2) Possession Subtotal	M	0	0	0	4	1	5						
	F	0	0	0	1	0	1	1	5	0	0	0	0
Opium or Cocaine and their Derivatives	M						0						
	F						0						
Marijuana	M				4	1	5						
	F				1		1	1	5				
Synthetic Narcotics	M						0						
	F						0						
Other Dangerous Non-Narcotic Drugs	M						0						
	F						0						
Gambling Total	M	0	0	0	0	0	0						
	F	0	0	0	0	0	0	0	0	0	0	0	0
Bookmaking	M						0						
	F						0						
Numbers and Lottery	M						0						
	F						0						
All Other Gambling	M						0						
	F						0						
Offenses Against Family and Children	M						0						
	F						0						

ATLANTA POLICE DEPARTMENT  
 AGE, SEX, AND RACE OF PERSONS ARRESTED  
 16 YEARS OF AGE AND UNDER

MONTH FEBRUARY

YEAR 2012

CLASSIFICATION OF OFFENSES	SEX	AGE					TOTAL	RACE				ETHNIC		
		0 9	10 12	13 14	15	16		White	Black	Native Amer.	Asian/Pacific	Whi. Hispanic	Blck Hispanic	
Driving Under the Influence	M						0							
	F						0							
Liquor Laws	M	1					1							
	F						0	1						
Drunkenness	M						0							
	F						0							
Disorderly Conduct	M			2	2	1	5							
	F			1	2	1	4		9					
Vagrancy	M						0							
	F						0							
All Other Offenses (except Traffic)	M	2					2							
	F						0		2					
Suspicion	M						0							
	F						0							
Curfew and Loitering	M				1	1	2							
	F					1	1		3					
Run-Aways	M						0							
	F						0							
Total			4	6	25	27	20	82	3	79	0	0	0	0

FEBRUARY 2012

Month and Year of Report

GAAPD 0000

Agency Identifier

MARCH 13, 2012

Date

*Clifton Johnson* LIEUTENANT  
 Prepared By

ATLANTA POLICE DEPARTMENT - GEORGIA

Agency and State

*George N. Jones* CHIEF  
 Chief, Commissioner, Sheriff, or Superintendent



**UNIFORM CRIME REPORTING**

**LAW ENFORCEMENT  
OPERATIONS  
&  
MANAGEMENT**

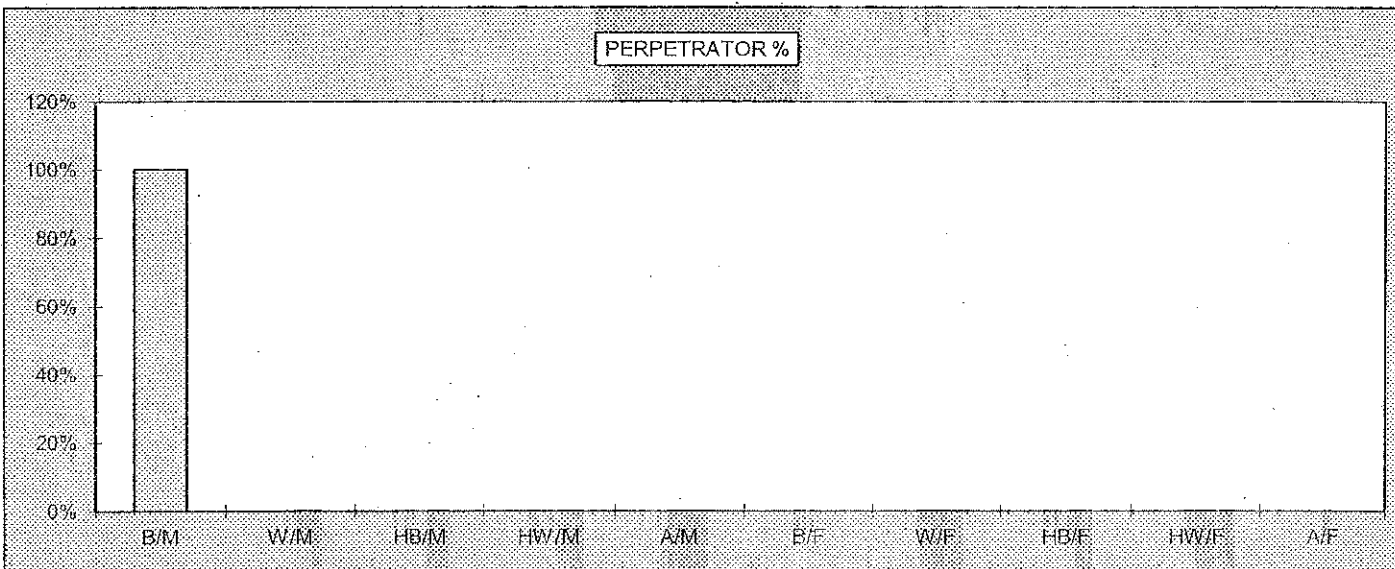
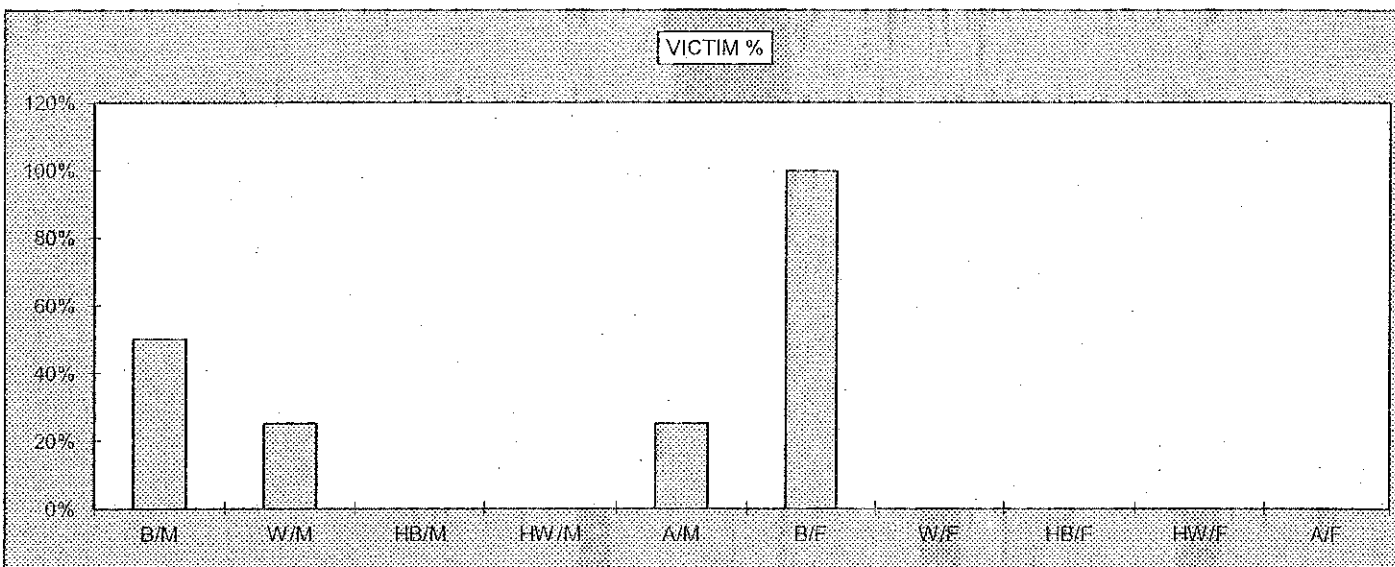
**CRIME AREA COMPARISON**

**SUPPORT SERVICES DIVISION  
Information Services Section**

**FEBRUARY 2012  
FEBRUARY 2011**

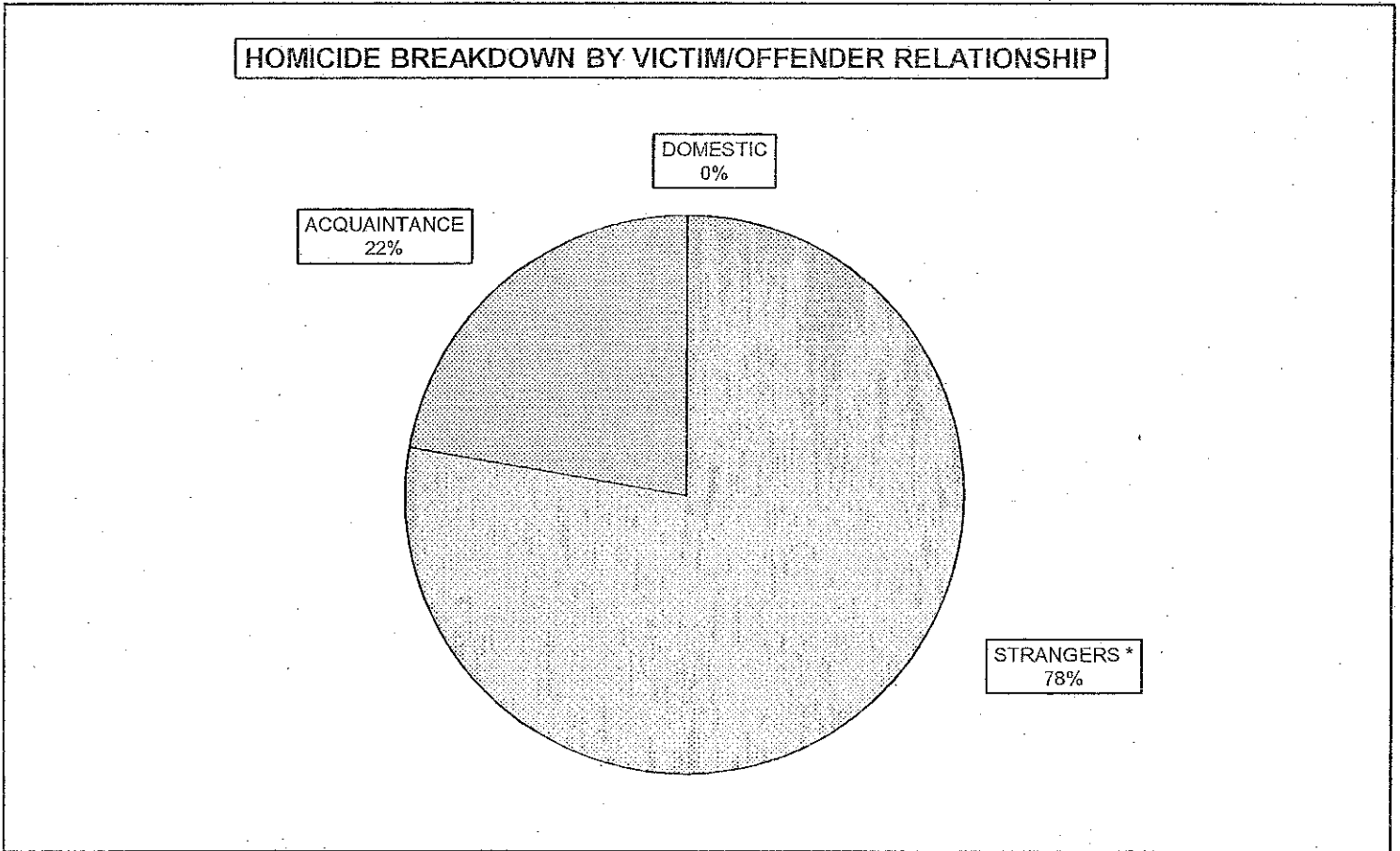
FEBRUARY HOMICIDE COMPARISON  
BY RACE, SEX, AND ETHNIC ORIGIN

	VICTIM	PERPETRATOR		VICTIM %	PERPETRATOR %
B/M	2	1	B/M	50%	100%
W/M	1	0	W/M	25%	0%
HB/M	0	0	HB/M	0%	0%
HW/M	0	0	HW/M	0%	0%
A/M	1	0	A/M	25%	0%
<b>TOTAL MALES</b>	<b>4</b>	<b>1</b>	B/F	100%	0%
B/F	1	0	W/F	0%	0%
W/F	0	0	HB/F	0%	0%
HB/F	0	0	HW/F	0%	0%
HW/F	0	0	A/F	0%	0%
A/F	0	0			
<b>TOTAL FEMALES</b>	<b>1</b>	<b>0</b>			
<b>TOTAL</b>	<b>5</b>	<b>1</b>	<b>PERPETRATOR UNKNOWN FOR 4 HOMICIDES</b>		



**2012  
HOMICIDE BREAKDOWN  
YEAR TO DATE**

FEBRUARY							
MONTH	ACTUAL	DOMESTIC	%	STRANGERS *	%	ACQUAINTANCE	%
JANUARY	4	0	0%	3	75%	1	25%
FEBRUARY	5	0	0%	4	80%	1	20%
MARCH							
APRIL							
MAY							
JUNE							
JULY							
AUGUST							
SEPTEMBER							
OCTOBER							
NOVEMBER							
DECEMBER							
<b>TOTAL</b>	<b>9</b>	<b>0</b>	<b>0%</b>	<b>7</b>	<b>78%</b>	<b>2</b>	<b>22%</b>

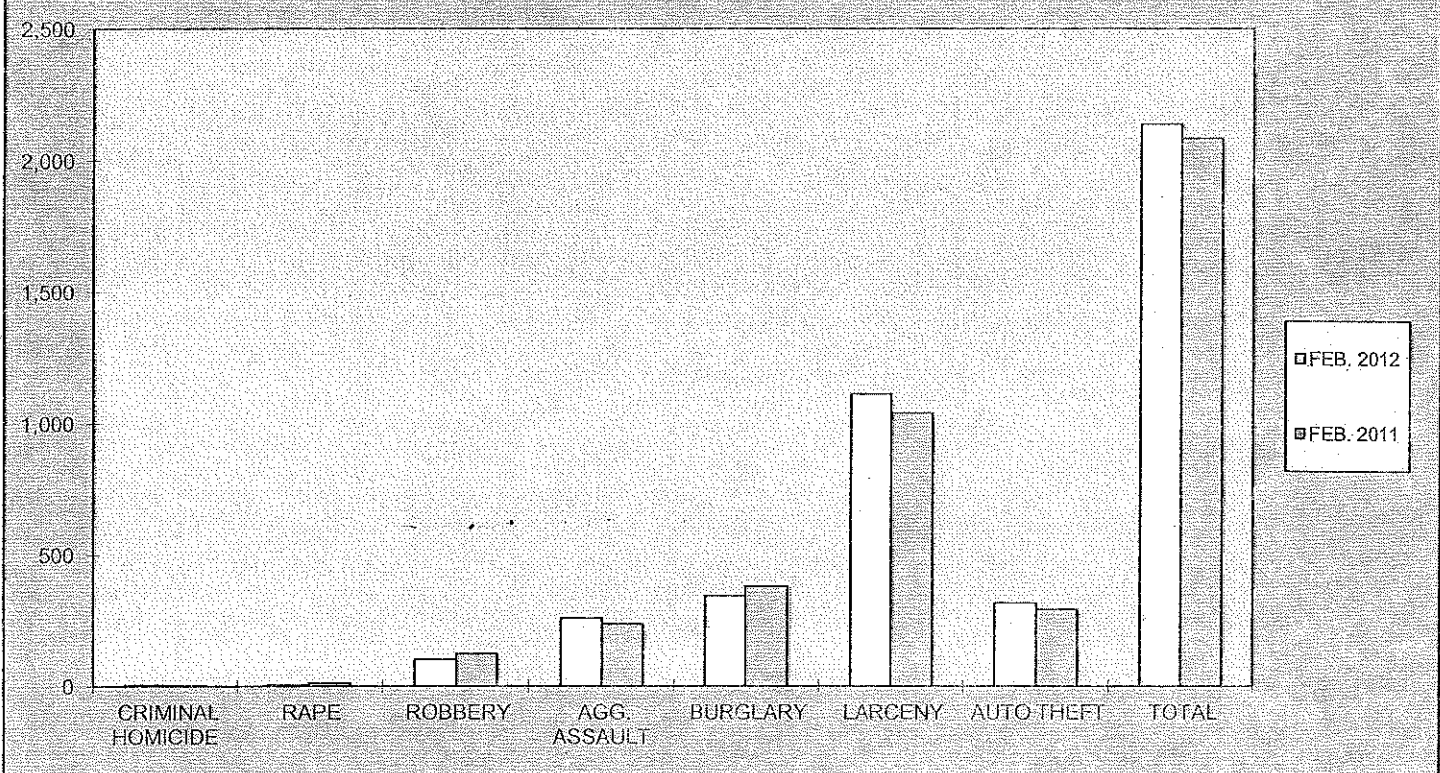


\* UNKNOWN INCLUDED IN WITH STRANGERS

2012  
MONTHLY CRIME COMPARISON

CRIME	FEB. 2012	FEB. 2011	# DIFFERENCE	% DIFFERENCE
CRIMINAL HOMICIDE	5	3	2	67%
RAPE	5	12	-7	-58%
ROBBERY	101	123	-22	-18%
AGG. ASSAULT	257	235	22	9%
BURGLARY	343	380	-37	-10%
RESIDENCE	298	325	-27	-8%
NON-RESIDENCE	45	55	-10	-18%
LARCENY	1,113	1,041	72	7%
POCKETPICKING	9	7	2	29%
PURSE SNATCHING	20	17	3	18%
SHOPLIFTING	170	189	-19	-10%
FROM MOTOR VEHICLES	438	423	15	4%
MOTOR VEH. PARTS/ACCESSORIES	127	96	31	32%
BICYCLES	15	20	-5	-25%
FROM BUILDINGS	123	128	-5	-4%
FROM COIN OPERATED MACHINES	1	0	1	100%
ALL OTHER	210	161	49	30%
AUTO THEFT	316	292	24	8%
<b>TOTAL</b>	<b>2,140</b>	<b>2,086</b>	<b>54</b>	<b>3%</b>

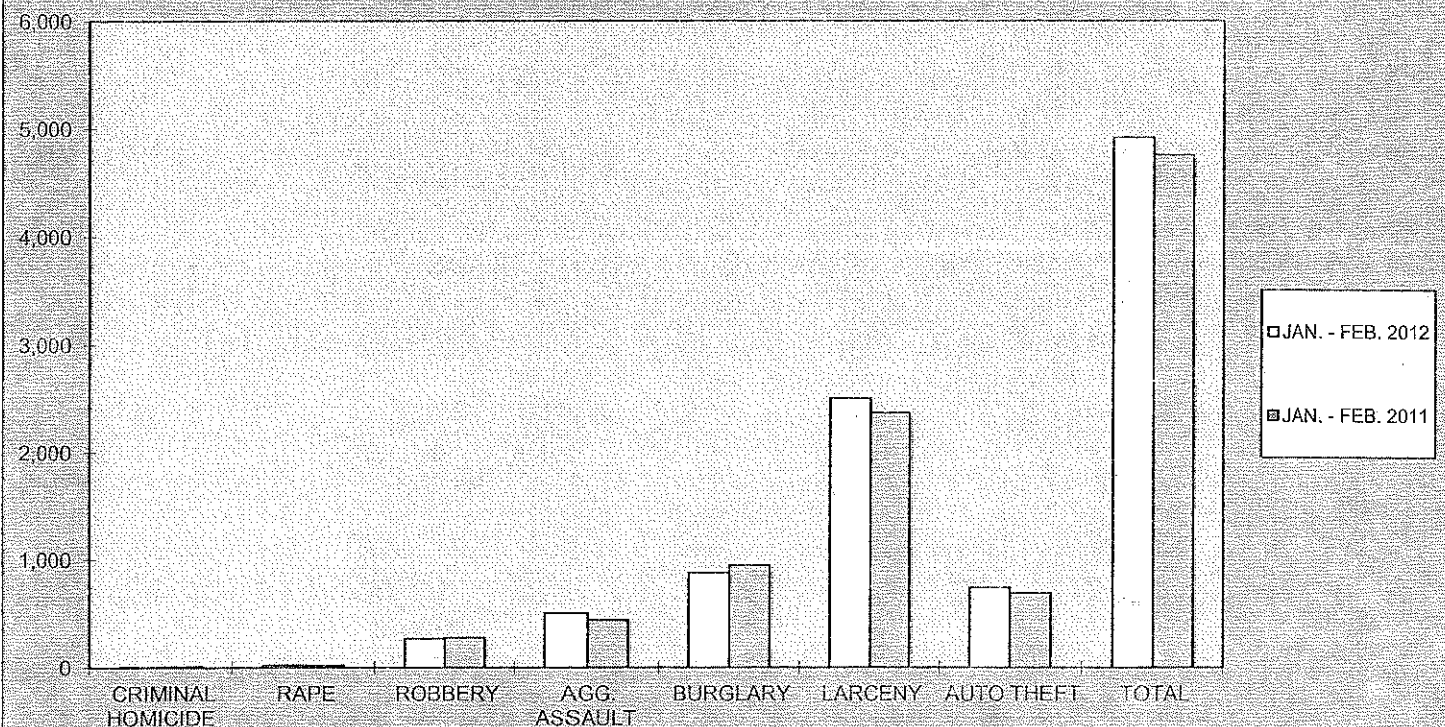
**FEBRUARY 2012 VS. FEBRUARY 2011 CRIME COMPARISON**



YEAR TO DATE CRIME COMPARISON

FIRST 2 MONTHS				
CRIME	JAN - FEB 2012	JAN - FEB. 2011	# DIFFERENCE	% DIFFERENCE
CRIMINAL HOMICIDE	9	9	0	0%
RAPE	24	22	2	9%
ROBBERY	269	279	-10	-4%
AGG. ASSAULT	501	439	62	14%
BURGLARY	875	947	-72	-8%
RESIDENCE	762	797	-35	-4%
NON-RESIDENCE	113	150	-37	-25%
LARCENY	2,502	2,370	132	6%
POCKETPICKING	19	10	9	90%
PURSE SNATCHING	48	36	12	33%
SHOPLIFTING	405	411	-6	-1%
FROM MOTOR VEHICLES	970	1,023	-53	-5%
MOTOR VEH. PARTS/ACCESSORIES	288	233	55	24%
BICYCLES	25	30	-5	-17%
FROM BUILDINGS	267	287	-20	-7%
FROM COIN OPERATED MACHINES	2	1	1	100%
ALL OTHER	478	339	139	41%
AUTO THEFT	738	688	50	7%
<b>TOTAL</b>	<b>4,918</b>	<b>4,754</b>	<b>164</b>	<b>3%</b>

YEAR TO DATE CRIME COMPARISON



**2012  
ARREST COMPARISON**

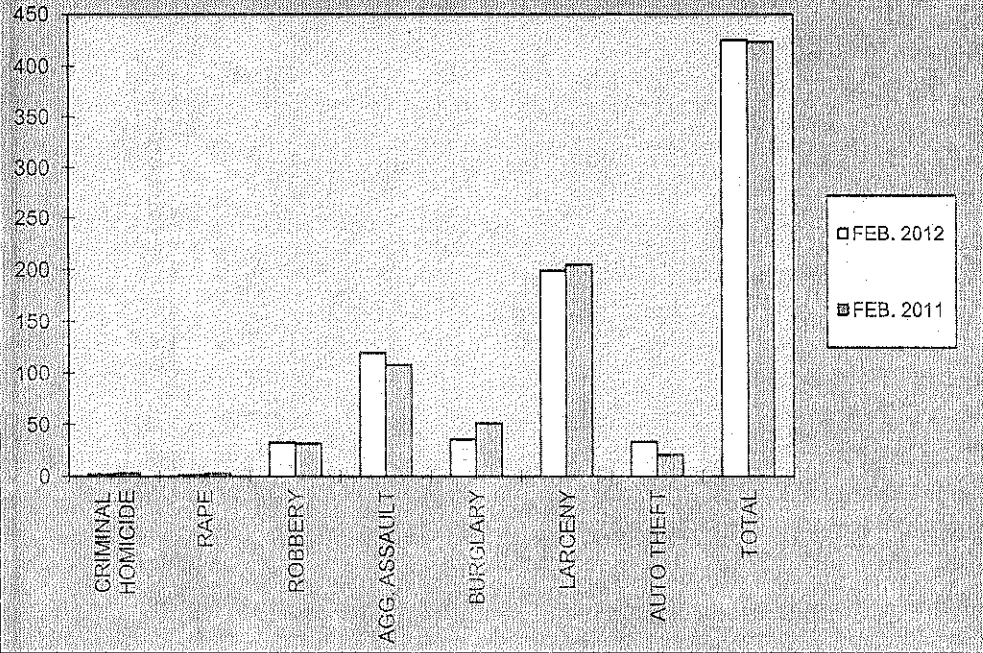
**FEBRUARY ARREST COMPARISON**

CRIME	FEB. 2012	FEB. 2011	# DIFFERENCE	% DIFFERENCE
CRIMINAL HOMICIDE	2	3	-1	-33%
RAPE	1	3	-2	-67%
ROBBERY	33	32	1	3%
AGG. ASSAULT	120	108	12	11%
BURGLARY	36	51	-15	-29%
LARCENY	199	205	-6	-3%
AUTO THEFT	34	21	13	62%
<b>TOTAL</b>	<b>425</b>	<b>423</b>	<b>2</b>	<b>0%</b>

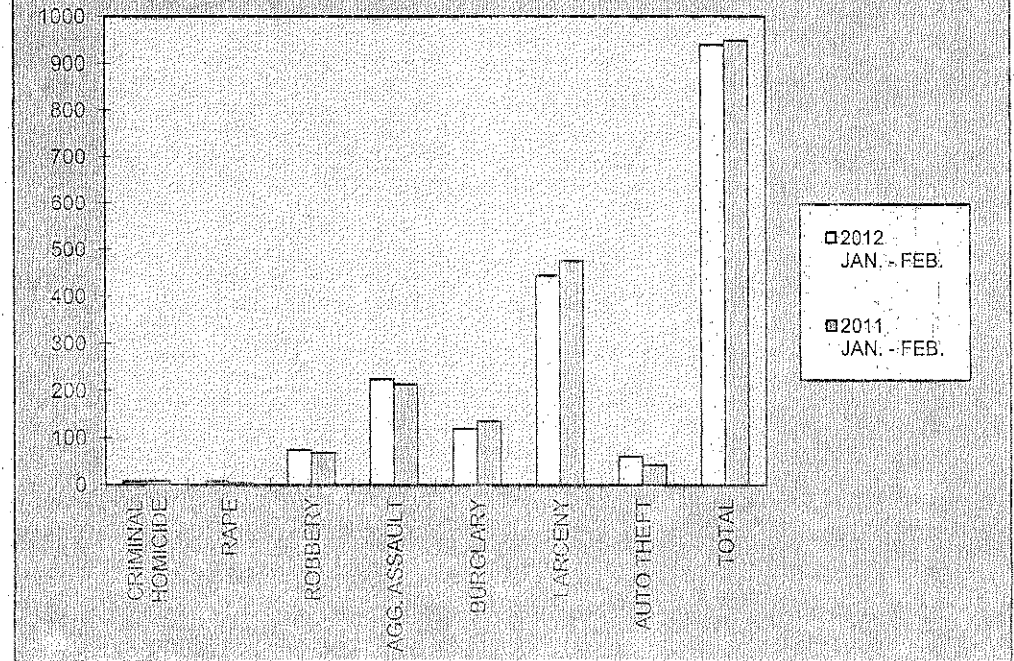
**FIRST 2 MONTHS ARREST COMPARISON**

CRIME	2012 JAN. - FEB.	2011 JAN. - FEB.	# DIFFERENCE	% DIFFERENCE
CRIMINAL HOMICIDE	7	8	-1	-13%
RAPE	7	3	4	133%
ROBBERY	75	69	6	9%
AGG. ASSAULT	226	214	12	6%
BURGLARY	119	136	-17	-13%
LARCENY	445	476	-31	-7%
AUTO THEFT	61	43	18	42%
<b>TOTAL</b>	<b>940</b>	<b>949</b>	<b>-9</b>	<b>-1%</b>

**FEB. 2012 VS. FEB. 2011 ARREST COMPARISON**



**YEAR TO DATE ARREST COMPARISON 2012 VS. 2011**

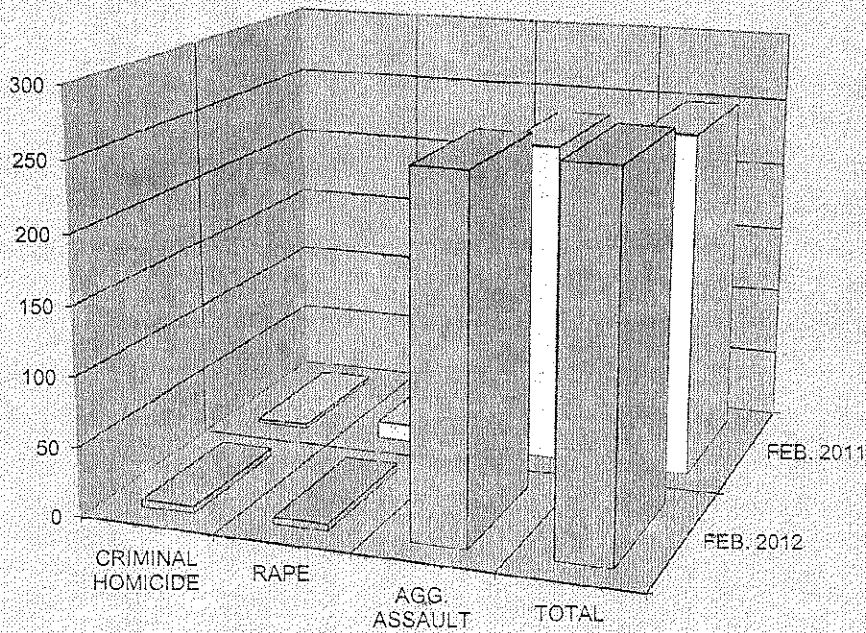


2012  
CRIME COMPARISON  
CRIMES AGAINST PERSONS

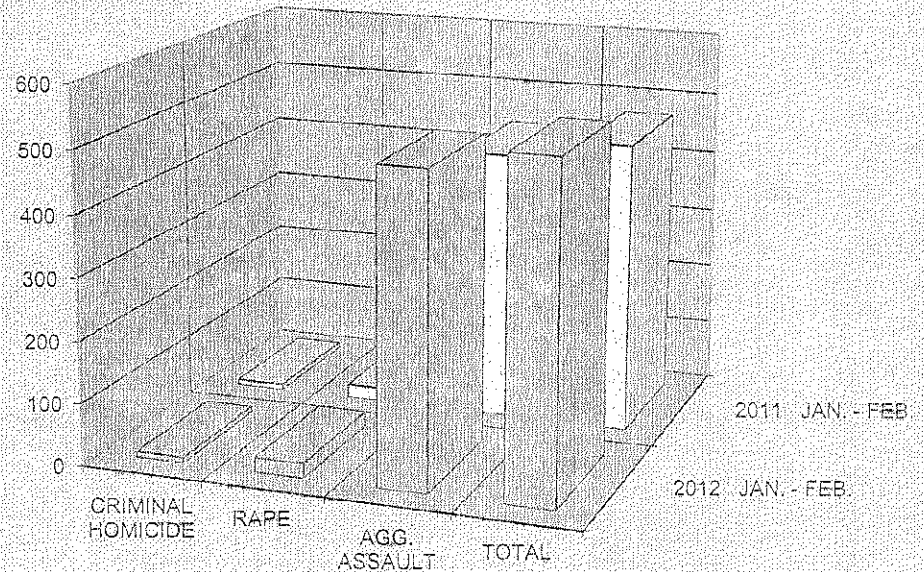
FEBRUARY				
CRIME	FEB. 2012	FEB. 2011	# DIFFERENCE	% DIFFERENCE
CRIMINAL HOMICIDE	5	3	2	67%
RAPE	5	12	-7	-58%
AGG. ASSAULT	257	235	22	9%
<b>TOTAL</b>	<b>267</b>	<b>250</b>	<b>17</b>	<b>7%</b>

FIRST 2 MONTHS				
CRIME	2012 JAN. - FEB.	2011 JAN. - FEB.	# DIFFERENCE	% DIFFERENCE
CRIMINAL HOMICIDE	9	9	0	0%
RAPE	24	22	2	9%
AGG. ASSAULT	501	439	62	14%
<b>TOTAL</b>	<b>534</b>	<b>470</b>	<b>64</b>	<b>14%</b>

FEBRUARY CRIMES AGAINST PERSONS



YEAR TO DATE CRIMES AGAINST PERSONS

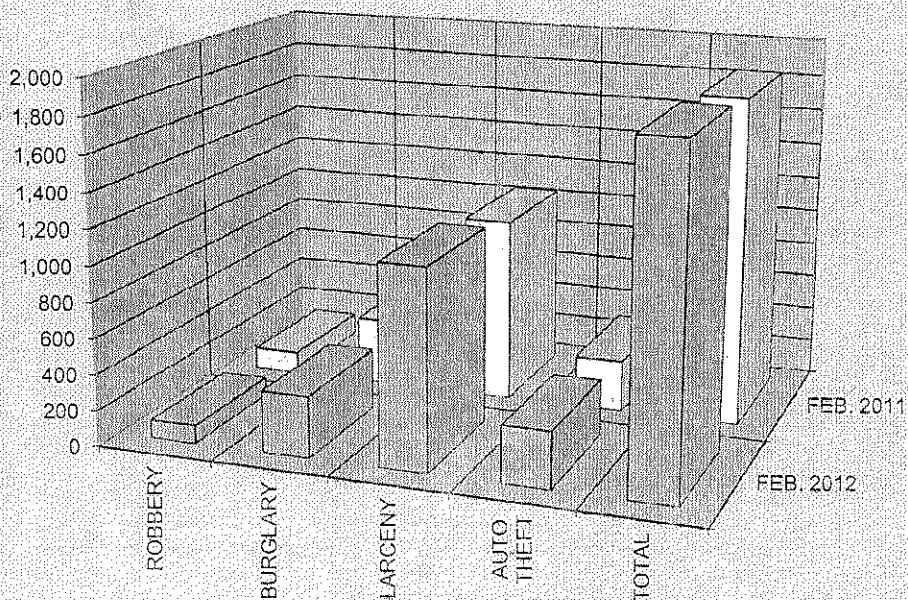


**2012  
CRIME COMPARISON  
CRIMES AGAINST PROPERTY**

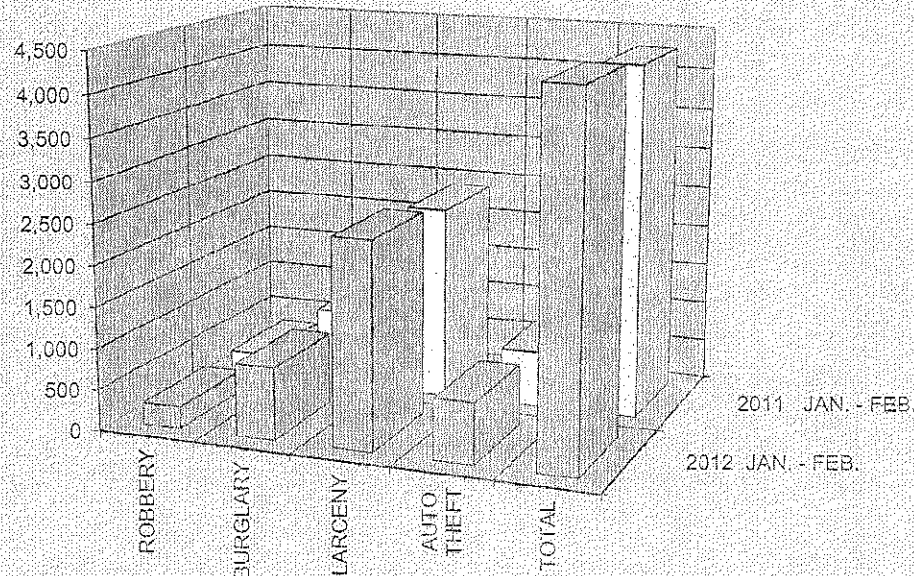
FEBRUARY				
CRIME	FEB. 2012	FEB. 2011	# DIFFERENCE	% DIFFERENCE
ROBBERY	101	123	-22	-18%
BURGLARY	343	380	-37	-10%
LARCENY	1,113	1,041	72	7%
AUTO THEFT	316	292	24	8%
<b>TOTAL</b>	<b>1,873</b>	<b>1,836</b>	<b>37</b>	<b>2%</b>

FIRST 2 MONTHS				
CRIME	2012 JAN. - FEB.	2011 JAN. - FEB.	# DIFFERENCE	% DIFFERENCE
ROBBERY	269	279	-10	-4%
BURGLARY	875	947	-72	-8%
LARCENY	2,502	2,370	132	6%
AUTO THEFT	738	688	50	7%
<b>TOTAL</b>	<b>4,384</b>	<b>4,284</b>	<b>100</b>	<b>2%</b>

**FEBRUARY CRIMES AGAINST PROPERTY**



**YEAR TO DATE CRIMES AGAINST PROPERTY**



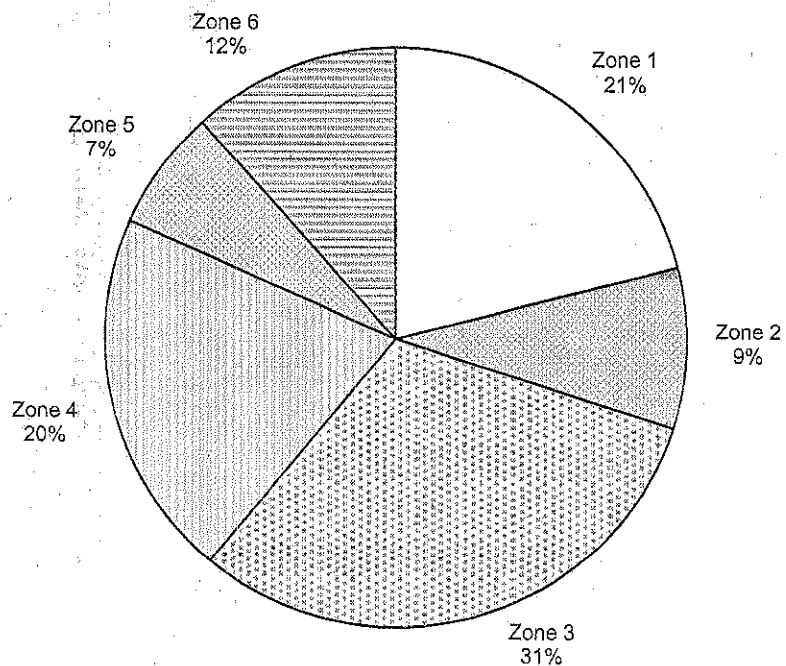


2012  
**AREA BREAKDOWN  
 CRIMES AGAINST PERSONS AND PROPERTY**

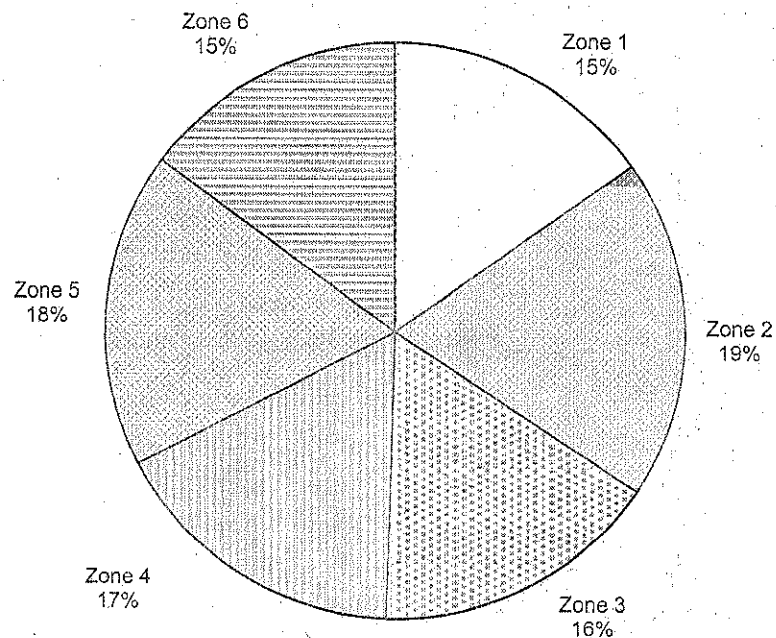
FEBRUARY 2012 CRIMES AGAINST PERSONS BY ZONE						
CRIME	Zone 1	Zone 2	Zone 3	Zone 4	Zone 5	Zone 6
CRIMINAL HOMICIDE	2	0	2	0	0	1
RAPE	1	0	2	0	1	1
AGG. ASSAULT	53	24	79	55	17	29
<b>TOTAL CRIMES AGAINST PERSONS</b>	<b>56</b>	<b>24</b>	<b>83</b>	<b>55</b>	<b>18</b>	<b>31</b>

FEBRUARY 2012 CRIMES AGAINST PROPERTY BY ZONE						
CRIME	Zone 1	Zone 2	Zone 3	Zone 4	Zone 5	Zone 6
ROBBERY	24	6	18	21	14	18
BURGLARY	90	49	94	66	16	28
LARCENY	124	266	119	161	267	176
AUTO THEFT	47	37	72	67	36	57
<b>TOTAL CRIMES AGAINST PROPERTY</b>	<b>285</b>	<b>358</b>	<b>303</b>	<b>315</b>	<b>333</b>	<b>279</b>

**FEBRUARY 2012 CRIMES AGAINST PERSONS**



**FEBRUARY 2012 CRIMES AGAINST PROPERTY**



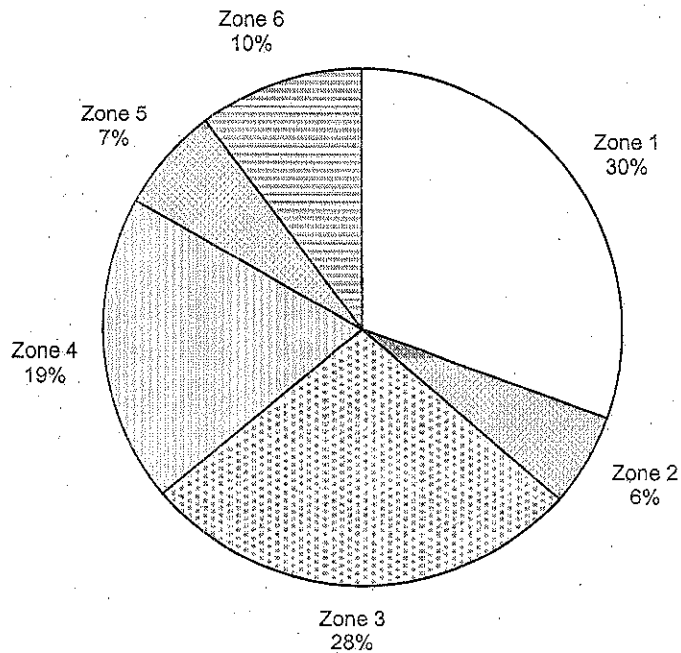
-16-

2012  
YEAR TO DATE AREA BREAKDOWN  
CRIMES AGAINST PERSONS AND PROPERTY

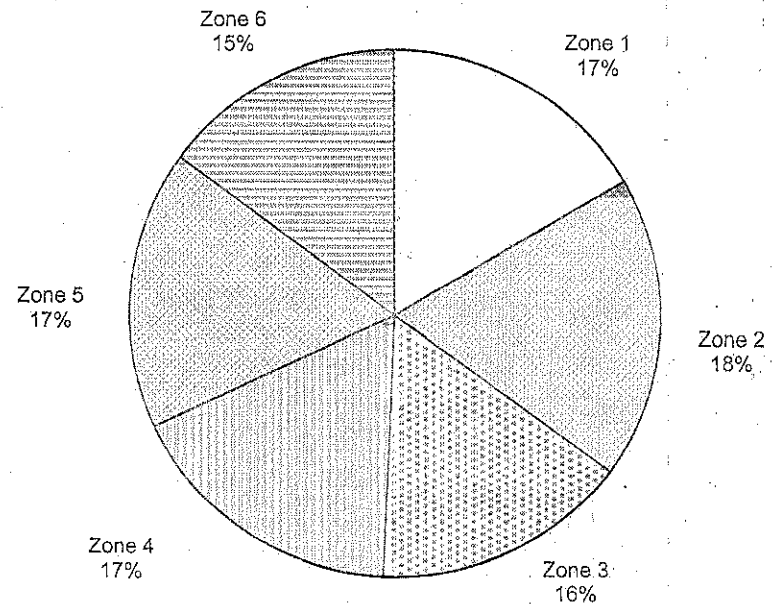
FIRST 2 MONTHS 2012 CRIMES AGAINST PERSON BY ZONE						
CRIME	Zone 1	Zone 2	Zone 3	Zone 4	Zone 5	Zone 6
CRIMINAL HOMICIDE	3	0	3	1	0	2
RAPE	7	3	5	4	1	4
AGG. ASSAULT	153	28	140	97	34	49
<b>TOTAL CRIMES AGAINST PERSONS</b>	<b>163</b>	<b>31</b>	<b>148</b>	<b>102</b>	<b>35</b>	<b>55</b>

FIRST 2 MONTHS 2012 CRIMES AGAINST PROPERTY BY ZONE						
CRIME	Zone 1	Zone 2	Zone 3	Zone 4	Zone 5	Zone 6
ROBBERY	65	11	59	58	36	40
BURGLARY	226	106	212	215	30	86
LARCENY	272	613	279	328	600	410
AUTO THEFT	164	78	138	160	80	118
<b>TOTAL CRIMES AGAINST PROPERTY</b>	<b>727</b>	<b>808</b>	<b>688</b>	<b>761</b>	<b>746</b>	<b>654</b>

2012 YEAR TO DATE CRIMES AGAINST PERSONS



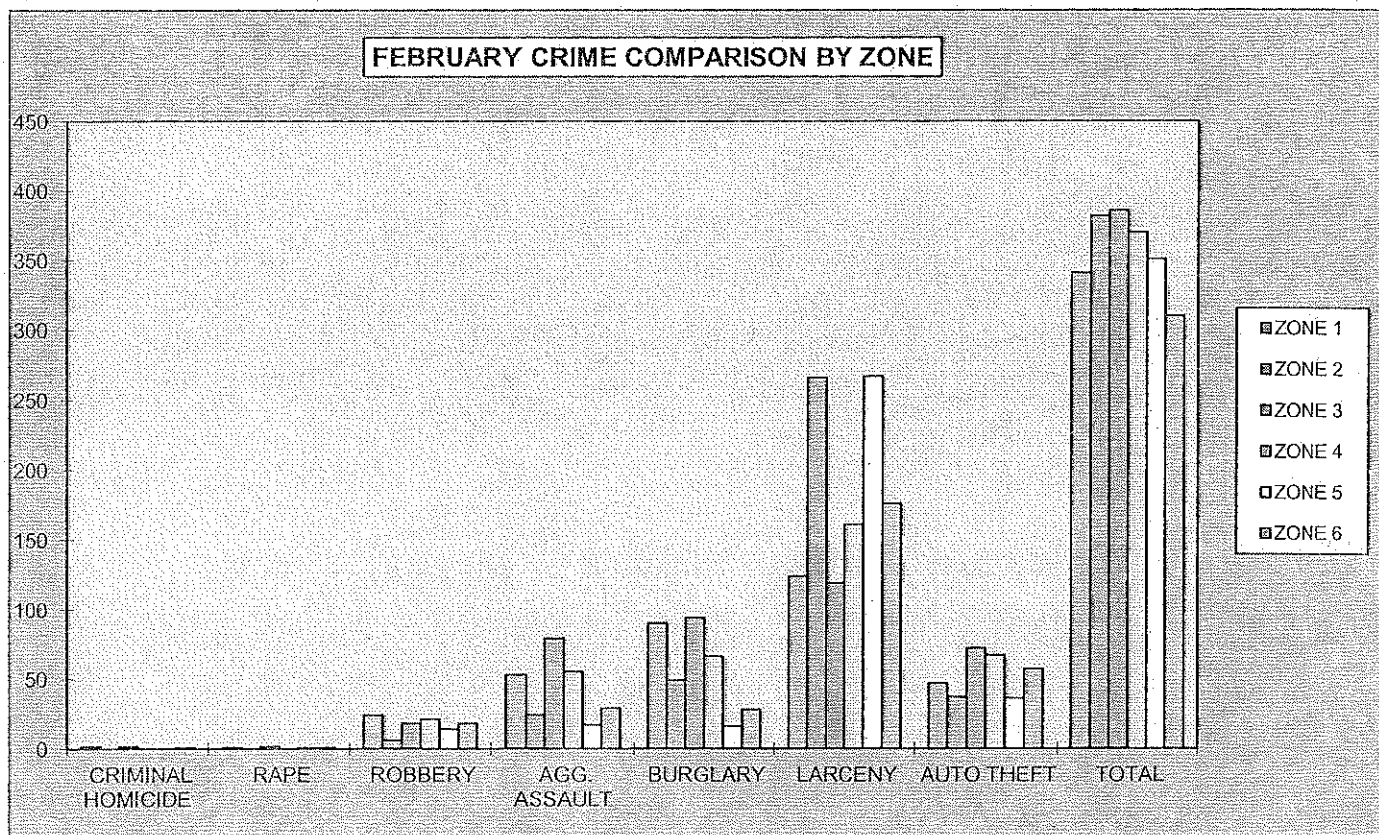
2012 YEAR TO DATE CRIMES AGAINST PROPERTY



-17-

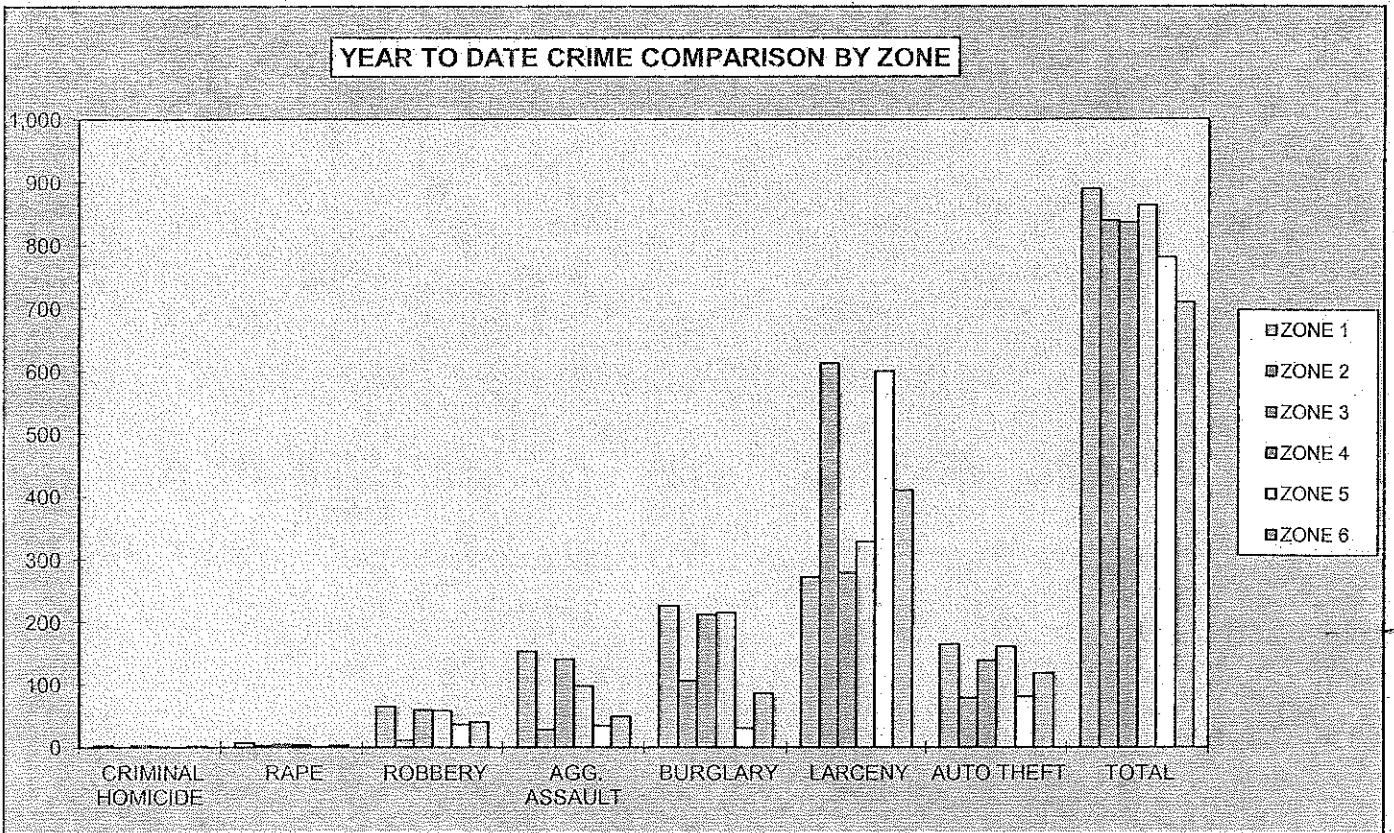
**2012  
AREA BREAKDOWN**

FEBRUARY CRIME COMPARISON BY ZONE						
CRIME	ZONE 1	ZONE 2	ZONE 3	ZONE 4	ZONE 5	ZONE 6
CRIMINAL HOMICIDE	2	0	2	0	0	1
RAPE	1	0	2	0	1	1
ROBBERY	24	6	18	21	14	18
AGG. ASSAULT	53	24	79	55	17	29
BURGLARY	90	49	94	66	16	28
RESIDENCE	80	40	84	62	7	25
NON-RESIDENCE	10	9	10	4	9	3
LARCENY	124	266	119	161	267	176
POCKETPICKING	0	4	1	2	2	0
PURSE SNATCHING	3	3	5	4	3	2
SHOPLIFTING	16	62	15	25	26	26
FROM MOTOR VEHICLES	26	108	33	47	144	80
MOTOR VEH. PARTS/ACCESSORIES	21	25	9	13	31	28
BICYCLES	1	1	1	2	4	6
FROM BUILDINGS	23	24	17	17	32	10
FROM COIN OPERATED MACHINES	0	0	0	0	1	0
ALL OTHER	34	39	38	51	24	24
AUTO THEFT	47	37	72	67	36	57
<b>TOTAL</b>	<b>341</b>	<b>382</b>	<b>386</b>	<b>370</b>	<b>351</b>	<b>310</b>



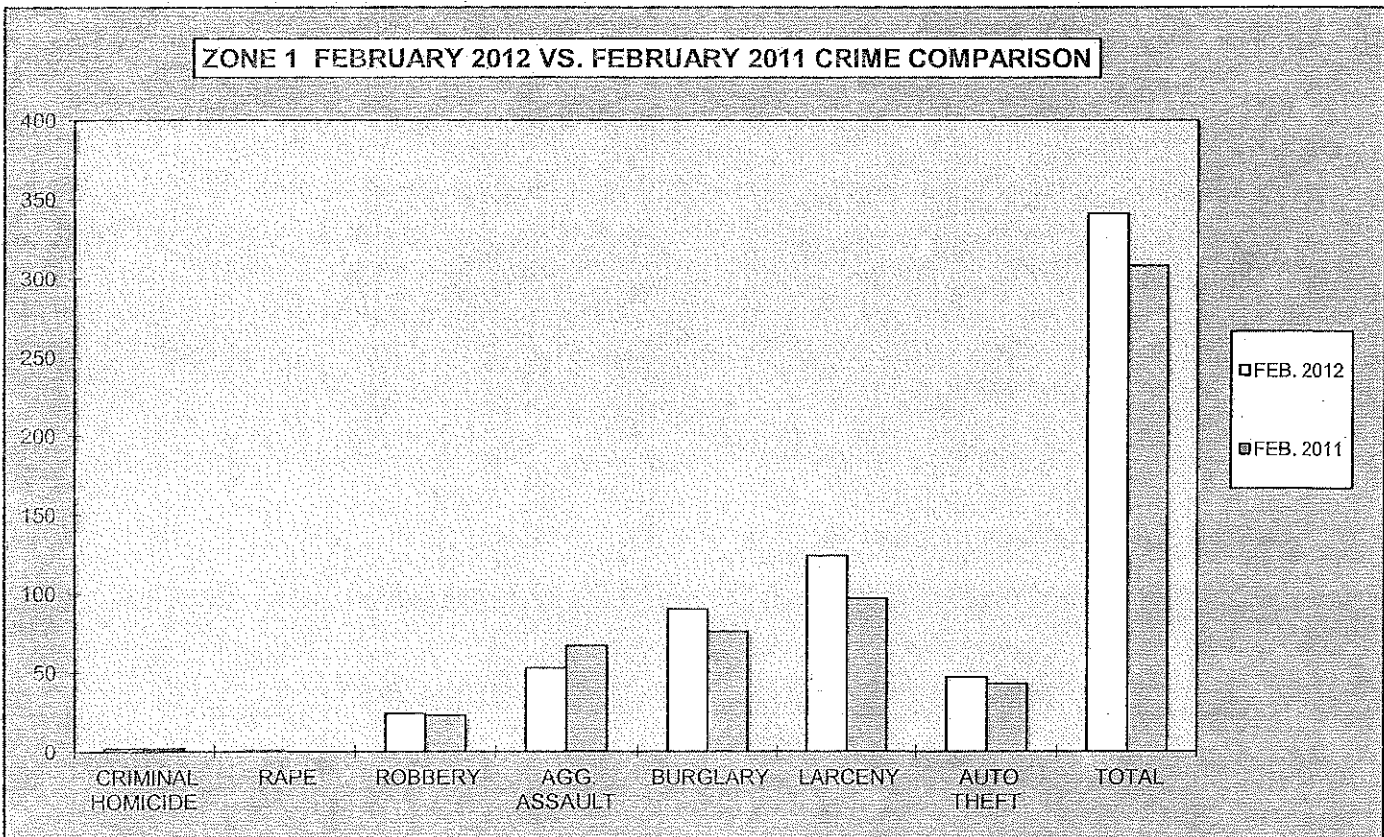
**2012  
YEAR TO DATE AREA BREAKDOWN**

FIRST 2 MONTHS CRIME COMPARISON						
CRIME	ZONE 1	ZONE 2	ZONE 3	ZONE 4	ZONE 5	ZONE 6
CRIMINAL HOMICIDE	3	0	3	1	0	2
RAPE	7	3	5	4	1	4
ROBBERY	65	11	59	58	36	40
AGG. ASSAULT	153	28	140	97	34	49
BURGLARY	226	106	212	215	30	86
RESIDENCE	204	89	190	198	10	71
NON-RESIDENCE	22	17	22	17	20	15
LARCENY	272	613	279	328	600	410
POCKETPICKING	0	9	3	3	4	0
PURSE SNATCHING	9	11	8	7	7	6
SHOPLIFTING	30	129	40	68	62	76
FROM MOTOR VEHICLES	71	258	59	79	317	186
MOTOR VEH. PARTS/ACCESSORIES	44	64	33	24	74	49
BICYCLES	1	2	2	4	7	9
FROM BUILDINGS	36	52	36	38	76	29
FROM COIN OPERATED MACHINES	0	0	0	1	1	0
ALL OTHER	81	88	98	104	52	55
AUTO THEFT	164	78	138	160	80	118
<b>TOTAL</b>	<b>890</b>	<b>839</b>	<b>836</b>	<b>863</b>	<b>781</b>	<b>709</b>



**2012  
MONTHLY CRIME COMPARISON**

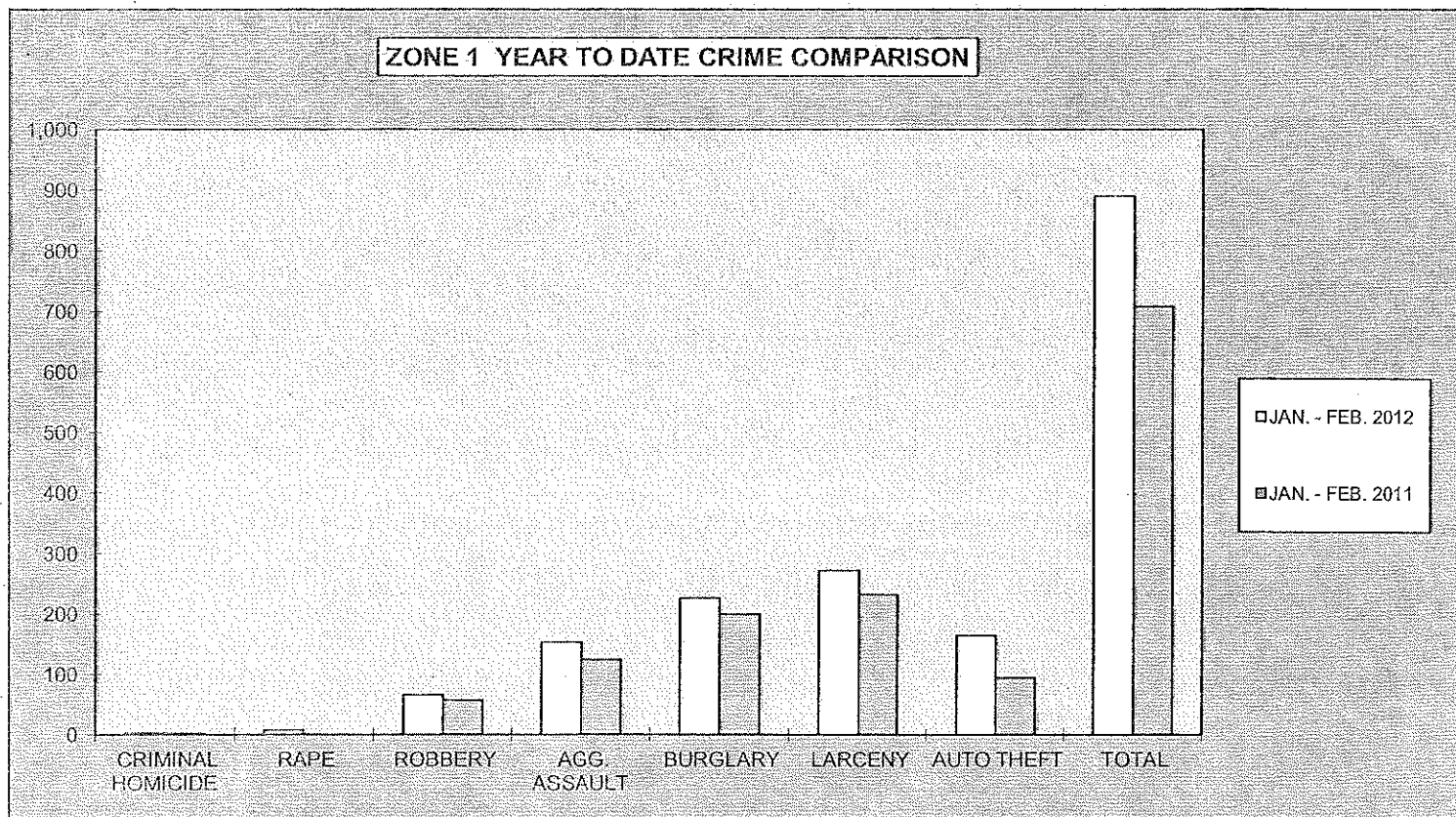
ZONE 1				
CRIME	FEB. 2012	FEB. 2011	# DIFFERENCE	% DIFFERENCE
CRIMINAL HOMICIDE	2	2	0	0%
RAPE	1	0	1	100%
ROBBERY	24	23	1	4%
AGG. ASSAULT	53	67	-14	-21%
BURGLARY	90	76	14	18%
RESIDENCE	80	70	10	14%
NON-RESIDENCE	10	6	4	67%
LARCENY	124	97	27	28%
POCKETPICKING	0	2	-2	-100%
PURSE SNATCHING	3	0	3	100%
SHOPLIFTING	16	11	5	45%
FROM MOTOR VEHICLES	26	40	-14	-35%
MOTOR VEH. PARTS/ACCESSORIES	21	8	13	163%
BICYCLES	1	0	1	100%
FROM BUILDINGS	23	9	14	156%
FROM COIN OPERATED MACHINES	0	0	0	0%
ALL OTHER	34	27	7	26%
AUTO THEFT	47	43	4	9%
<b>TOTAL</b>	<b>341</b>	<b>308</b>	<b>33</b>	<b>11%</b>



\* 2011 FIGURES BASED ON OLD ZONE BOUNDARIES - NEW ZONE BOUNDARIES EFFECTIVE 12-13-11

**2012  
YEAR TO DATE CRIME COMPARISON**

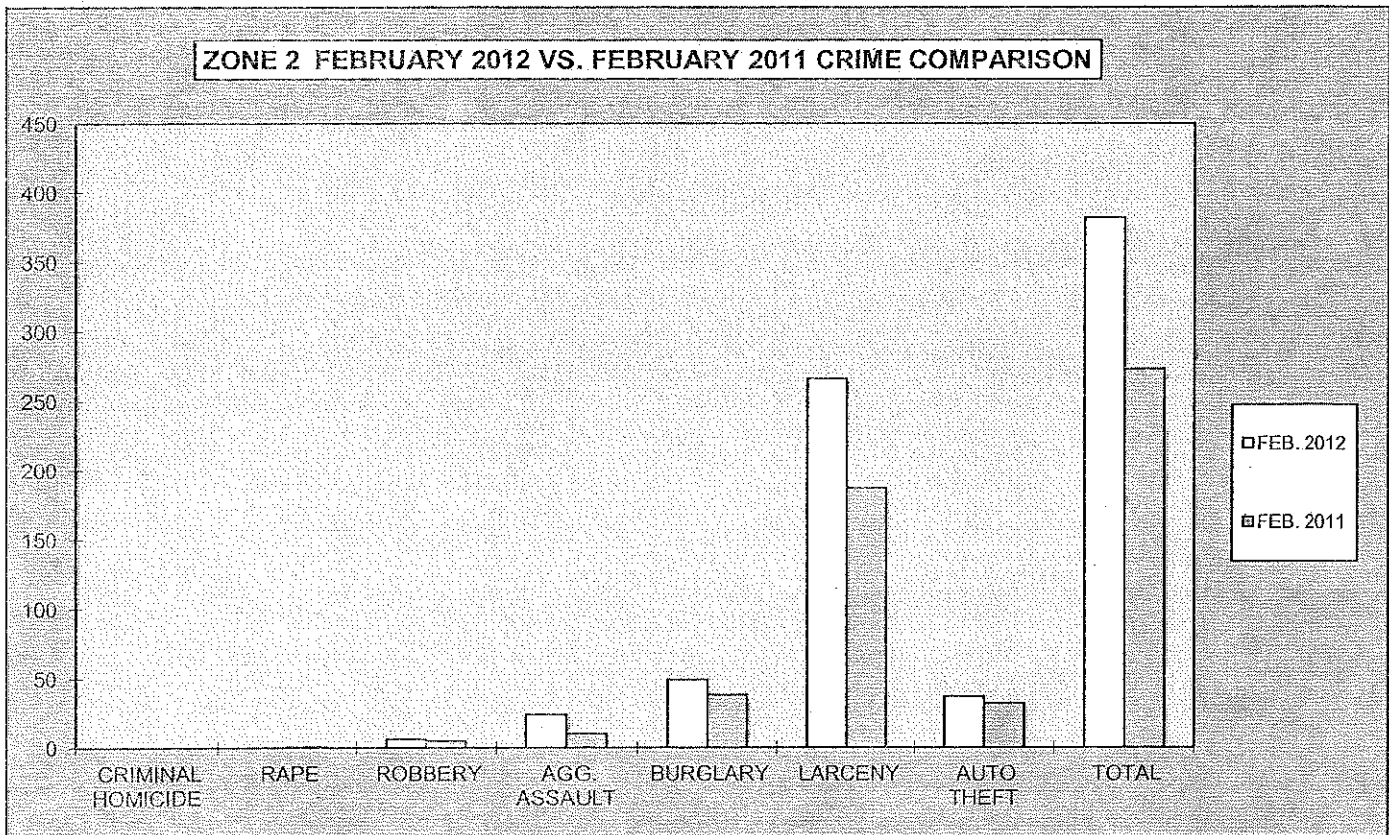
ZONE 1				
CRIME	JAN. - FEB. 2012	JAN. - FEB. 2011	# DIFFERENCE	% DIFFERENCE
CRIMINAL HOMICIDE	3	2	1	50%
RAPE	7	0	7	100%
ROBBERY	65	57	8	14%
AGG. ASSAULT	153	124	29	23%
BURGLARY	226	199	27	14%
RESIDENCE	204	183	21	11%
NON-RESIDENCE	22	16	6	38%
LARCENY	272	232	40	17%
POCKETPICKING	0	3	-3	-100%
PURSE SNATCHING	9	2	7	350%
SHOPLIFTING	30	18	12	67%
FROM MOTOR VEHICLES	71	93	-22	-24%
MOTOR VEH. PARTS/ACCESSORIES	44	24	20	83%
BICYCLES	1	0	1	100%
FROM BUILDINGS	36	30	6	20%
FROM COIN OPERATED MACHINES	0	0	0	0%
ALL OTHER	81	62	19	31%
AUTO THEFT	164	94	70	74%
<b>TOTAL</b>	<b>890</b>	<b>708</b>	<b>182</b>	<b>26%</b>



\* 2011 FIGURES BASED ON OLD ZONE BOUNDARIES - NEW ZONE BOUNDARIES EFFECTIVE 12-13-11

2012  
MONTHLY CRIME COMPARISON

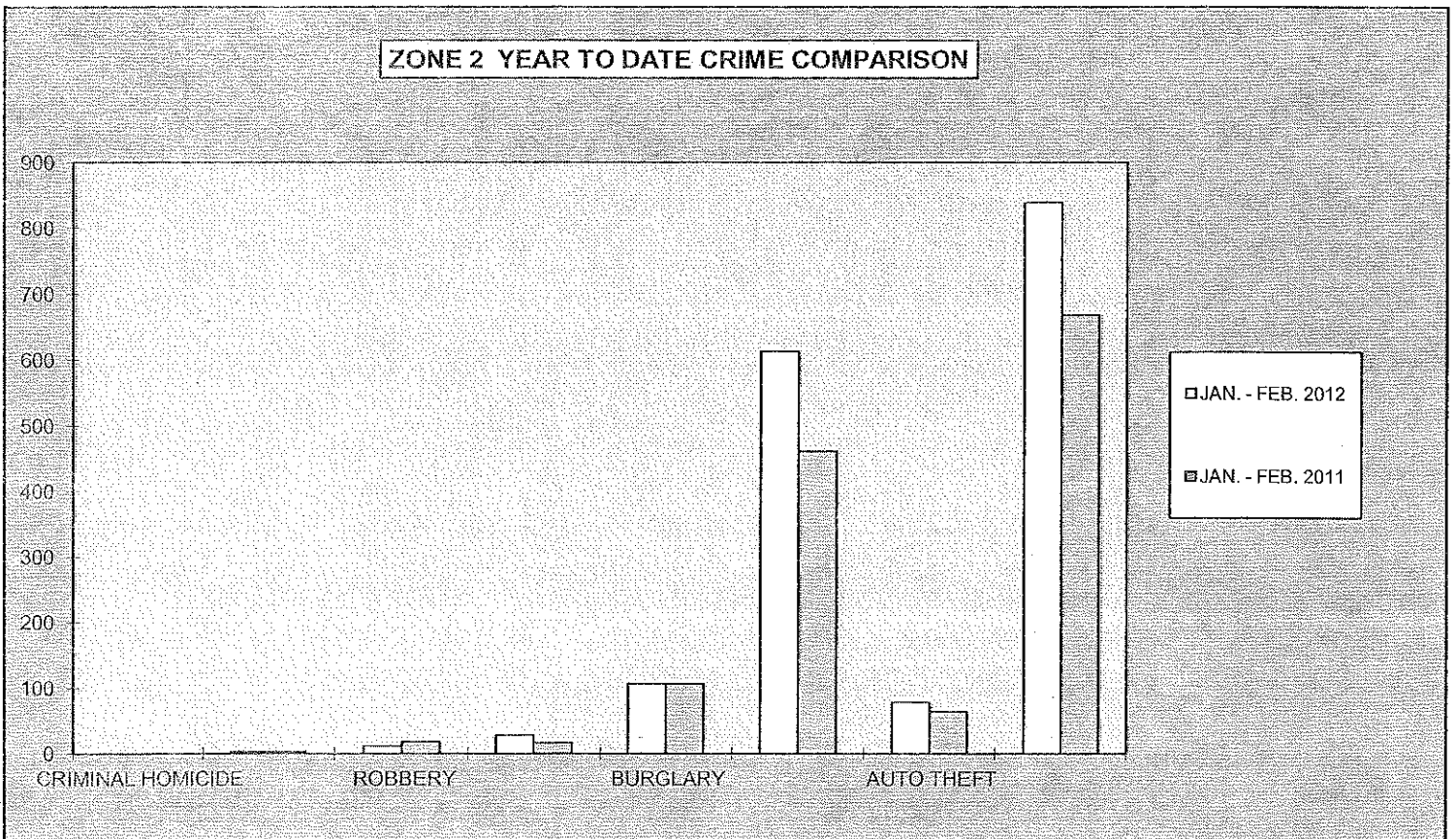
ZONE 2				
CRIME	FEB. 2012	FEB. 2011	# DIFFERENCE	% DIFFERENCE
CRIMINAL HOMICIDE	0	0	0	0%
RAPE	0	1	-1	-100%
ROBBERY	6	5	1	20%
AGG. ASSAULT	24	10	14	140%
BURGLARY	49	38	11	29%
RESIDENCE	40	30	10	33%
NON-RESIDENCE	9	8	1	13%
LARCENY	266	187	79	42%
POCKETPICKING	4	0	4	100%
PURSE SNATCHING	3	0	3	100%
SHOPLIFTING	62	63	-1	-2%
FROM MOTOR VEHICLES	108	62	46	74%
MOTOR VEH. PARTS/ACCESSORIES	25	12	13	108%
BICYCLES	1	0	1	100%
FROM BUILDINGS	24	31	-7	-23%
FROM COIN OPERATED MACHINES	0	0	0	0%
ALL OTHER	39	19	20	105%
AUTO THEFT	37	32	5	16%
<b>TOTAL</b>	<b>382</b>	<b>273</b>	<b>109</b>	<b>40%</b>



\* 2011 FIGURES BASED ON OLD ZONE BOUNDARIES - NEW ZONE BOUNDARIES EFFECTIVE 12-13-11

**2012  
YEAR TO DATE CRIME COMPARISON**

<b>ZONE 2</b>				
<b>CRIME</b>	<b>JAN. - FEB. 2012</b>	<b>JAN. - FEB. 2011</b>	<b># DIFFERENCE</b>	<b>% DIFFERENCE</b>
CRIMINAL HOMICIDE	0	0	0	0%
RAPE	3	3	0	0%
ROBBERY	11	18	-7	-39%
AGG. ASSAULT	28	16	12	75%
BURGLARY	106	106	0	0%
RESIDENCE	89	79	10	13%
NON-RESIDENCE	17	27	-10	-37%
LARCENY	613	461	152	33%
POCKETPICKING	9	1	8	800%
PURSE SNATCHING	11	0	11	100%
SHOPLIFTING	129	148	-19	-13%
FROM MOTOR VEHICLES	258	170	88	52%
MOTOR VEH. PARTS/ACCESSORIES	64	33	31	94%
BICYCLES	2	-1	3	300%
FROM BUILDINGS	52	63	-11	-17%
FROM COIN OPERATED MACHINES	0	0	0	0%
ALL OTHER	88	47	41	87%
AUTO THEFT	78	64	14	22%
<b>TOTAL</b>	<b>839</b>	<b>668</b>	<b>171</b>	<b>26%</b>

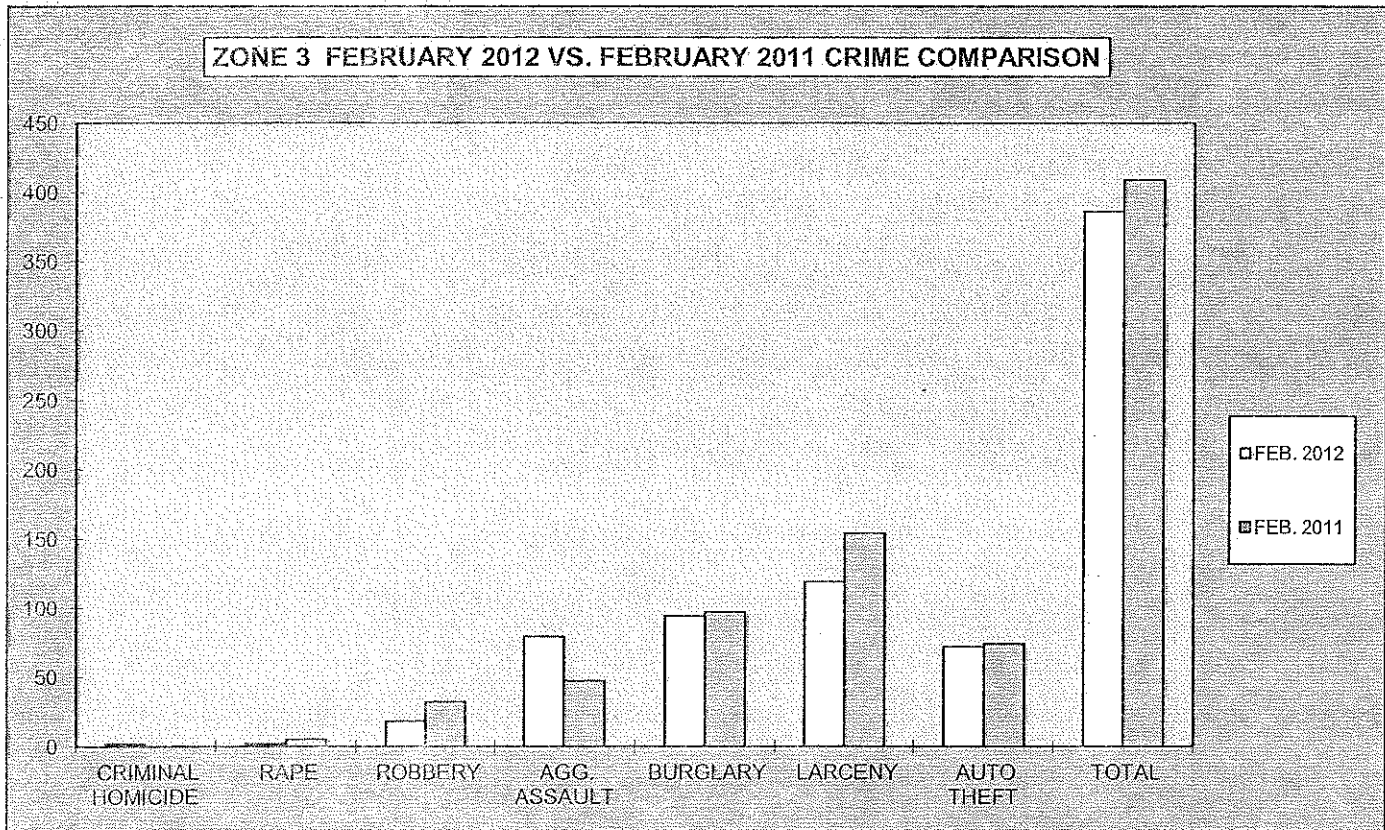


\* 2011 FIGURES BASED ON OLD ZONE BOUNDARIES - NEW ZONE BOUNDARIES EFFECTIVE 12-13-11



2012  
MONTHLY CRIME COMPARISON

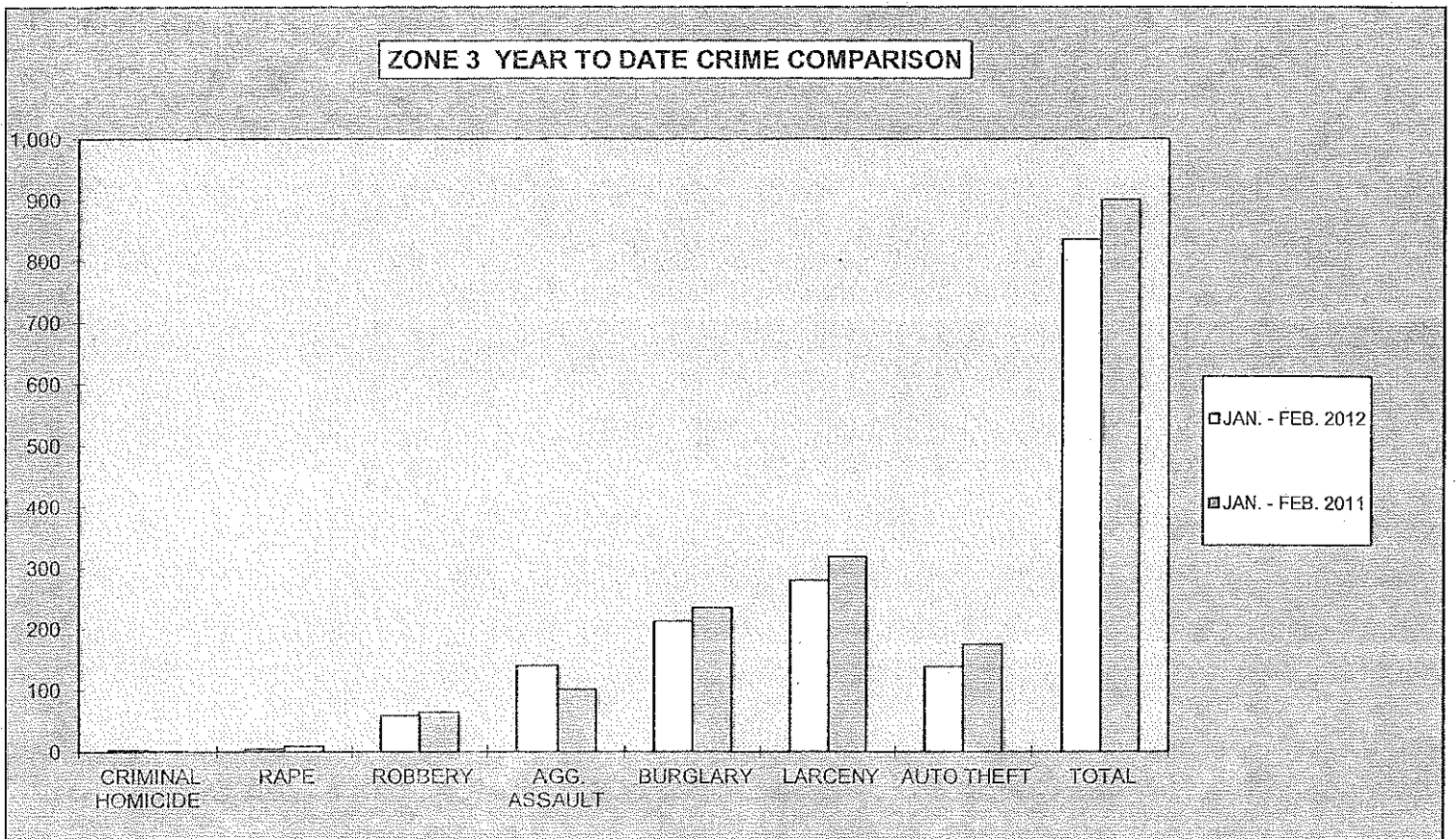
ZONE 3				
CRIME	FEB. 2012	FEB. 2011	# DIFFERENCE	% DIFFERENCE
CRIMINAL HOMICIDE	2	0	2	100%
RAPE	2	5	-3	-60%
ROBBERY	18	32	-14	-44%
AGG. ASSAULT	79	47	32	68%
BURGLARY	94	97	-3	-3%
RESIDENCE	84	87	-3	-3%
NON-RESIDENCE	10	10	0	0%
LARCENY	119	154	-35	-23%
POCKETPICKING	1	1	0	0%
PURSE SNATCHING	5	4	1	25%
SHOPLIFTING	15	12	3	25%
FROM MOTOR VEHICLES	33	65	-32	-49%
MOTOR VEH. PARTS/ACCESSORIES	9	28	-19	-68%
BICYCLES	1	2	-1	-50%
FROM BUILDINGS	17	8	9	113%
FROM COIN OPERATED MACHINES	0	0	0	0%
ALL OTHER	38	34	4	12%
AUTO THEFT	72	74	-2	-3%
<b>TOTAL</b>	<b>386</b>	<b>409</b>	<b>-23</b>	<b>-6%</b>



\* 2011 FIGURES BASED ON OLD ZONE BOUNDARIES - NEW ZONE BOUNDARIES EFFECTIVE 12-13-11

**2012  
YEAR TO DATE CRIME COMPARISON**

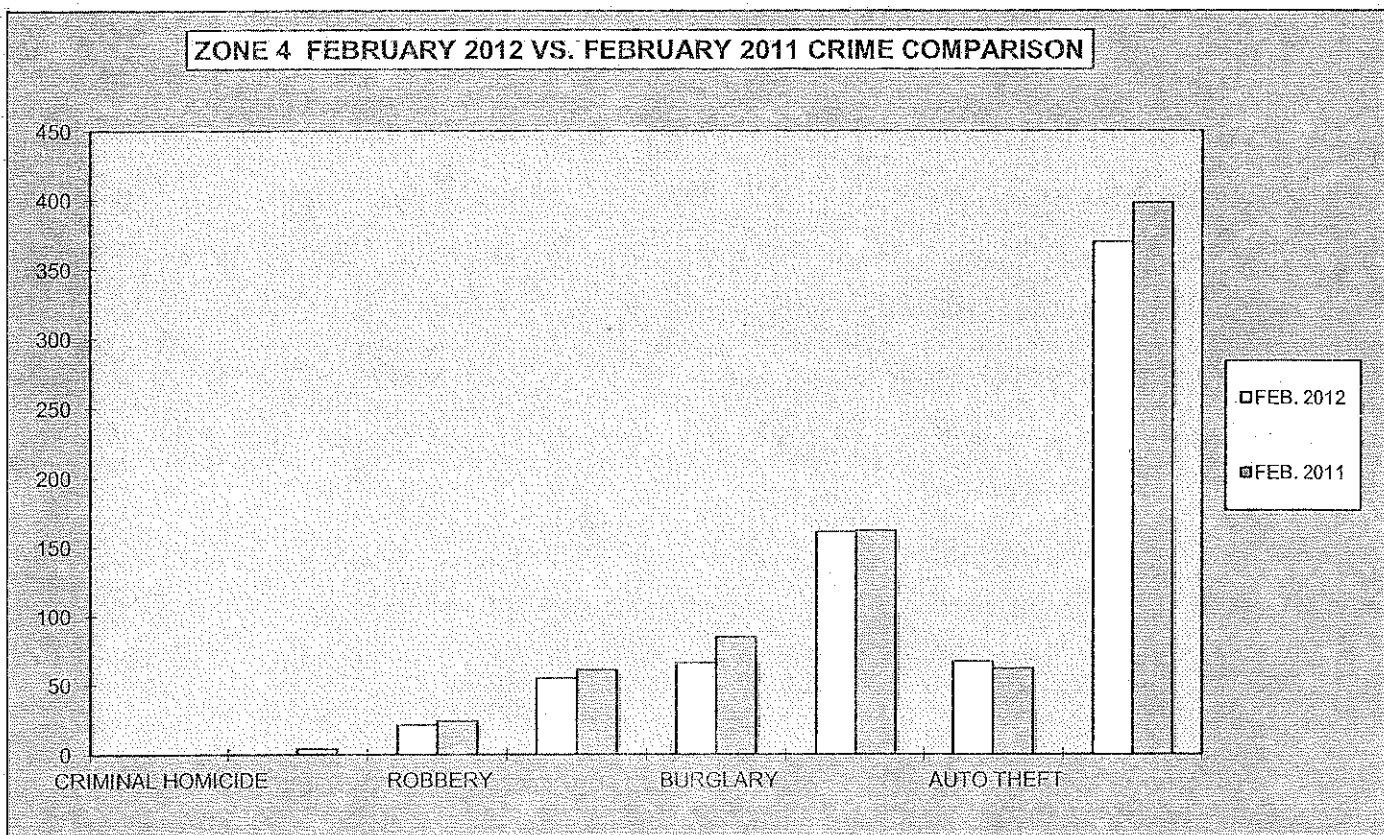
ZONE 3					
CRIME	JAN. - FEB. 2012	JAN. - FEB. 2011	# DIFFERENCE	% DIFFERENCE	
CRIMINAL HOMICIDE	3	1	2	200%	
RAPE	5	9	-4	-44%	
ROBBERY	59	64	-5	-8%	
AGG. ASSAULT	140	101	39	39%	
BURGLARY	212	234	-22	-9%	
RESIDENCE	190	205	-15	-7%	
NON-RESIDENCE	22	29	-7	-24%	
LARCENY	279	318	-39	-12%	
POCKETPICKING	3	1	2	200%	
PURSE SNATCHING	8	8	0	0%	
SHOPLIFTING	40	30	10	33%	
FROM MOTOR VEHICLES	59	121	-62	-51%	
MOTOR VEH. PARTS/ACCESSORIES	33	55	-22	-40%	
BICYCLES	2	4	-2	-50%	
FROM BUILDINGS	36	30	6	20%	
FROM COIN OPERATED MACHINES	0	0	0	0%	
ALL OTHER	98	69	29	42%	
AUTO THEFT	138	174	-36	-21%	
<b>TOTAL</b>	<b>836</b>	<b>901</b>	<b>-65</b>	<b>-7%</b>	



\* 2011 FIGURES BASED ON OLD ZONE BOUNDARIES - NEW ZONE BOUNDARIES EFFECTIVE 12-13-11

2012  
MONTHLY CRIME COMPARISON

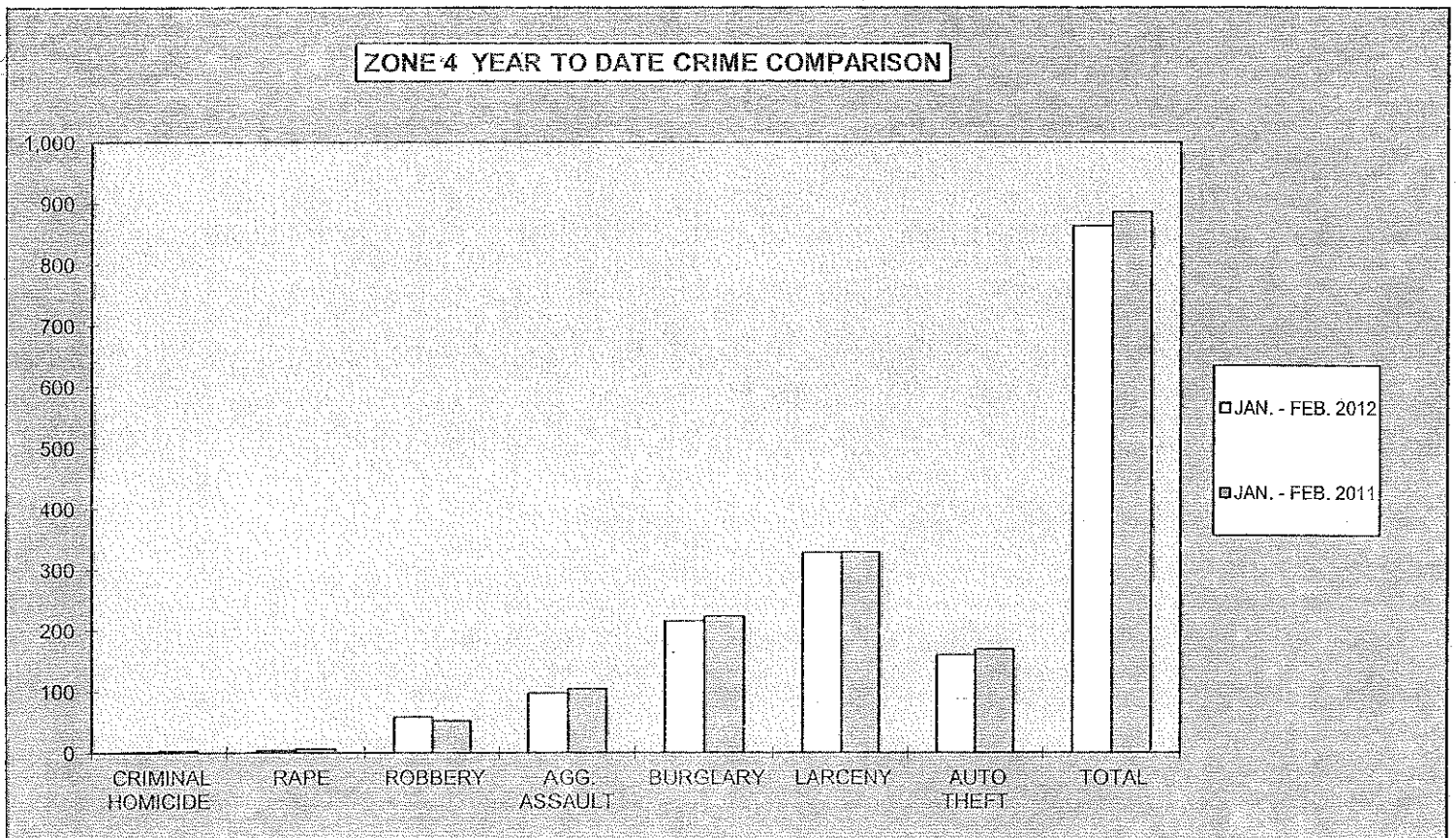
ZONE 4				
CRIME	FEB. 2012	FEB. 2011	# DIFFERENCE	% DIFFERENCE
CRIMINAL HOMICIDE	0	0	0	0%
RAPE	0	4	-4	-100%
ROBBERY	21	24	-3	-13%
AGG. ASSAULT	55	61	-6	-10%
BURGLARY	66	85	-19	-22%
RESIDENCE	62	76	-14	-18%
NON-RESIDENCE	4	9	-5	-56%
LARCENY	161	162	-1	-1%
POCKETPICKING	2	0	2	100%
PURSE SNATCHING	4	5	-1	-20%
SHOPLIFTING	25	27	-2	-7%
FROM MOTOR VEHICLES	47	49	-2	-4%
MOTOR VEH. PARTS/ACCESSORIES	13	19	-6	-32%
BICYCLES	2	1	1	100%
FROM BUILDINGS	17	25	-8	-32%
FROM COIN OPERATED MACHINES	0	0	0	0%
ALL OTHER	51	36	15	42%
AUTO THEFT	67	62	5	8%
<b>TOTAL</b>	<b>370</b>	<b>398</b>	<b>-28</b>	<b>-7%</b>



\* 2011 FIGURES BASED ON OLD ZONE BOUNDARIES - NEW ZONE BOUNDARIES EFFECTIVE 12-13-11

**2012  
YEAR TO DATE CRIME COMPARISON**

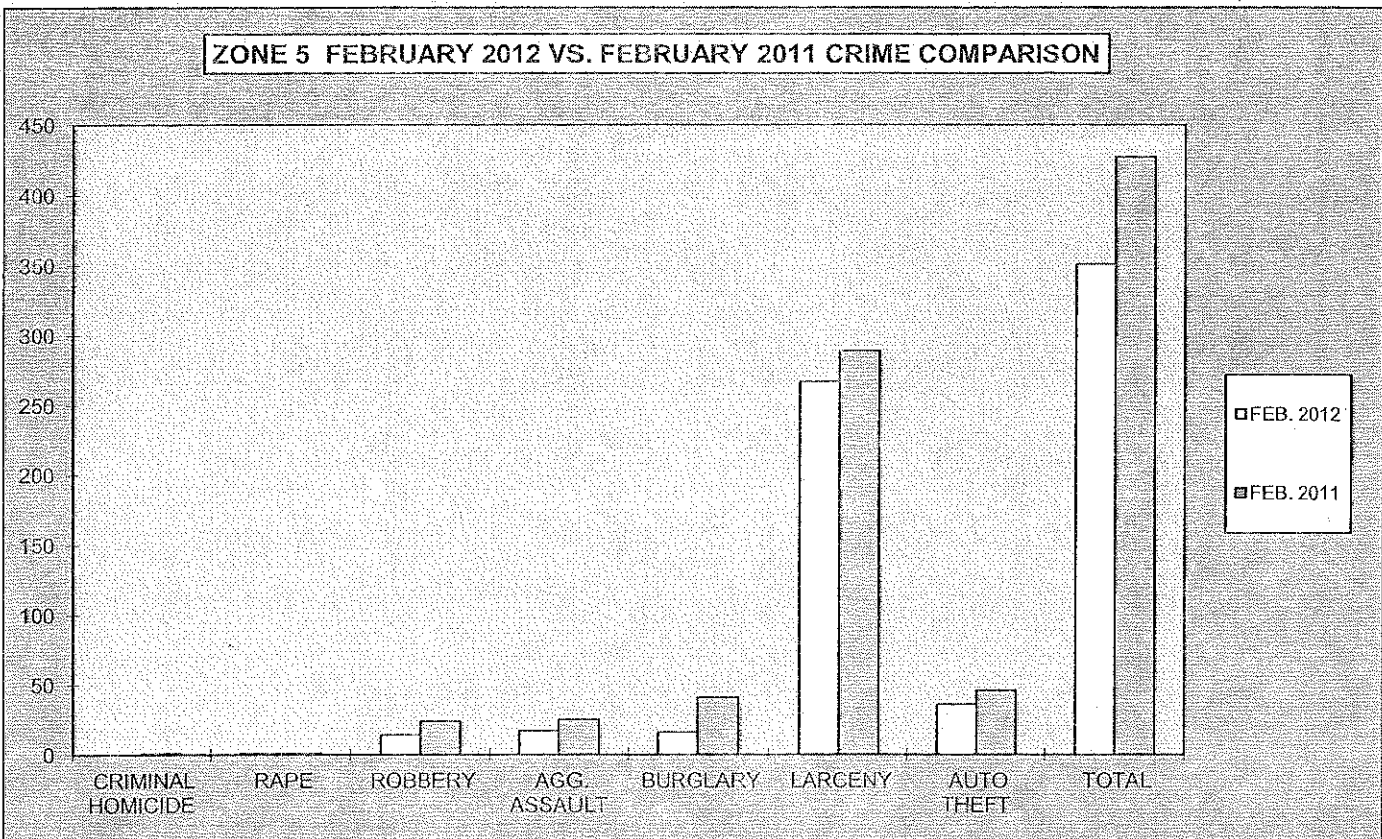
ZONE 4					
CRIME	JAN. - FEB. 2012	JAN. - FEB. 2011	# DIFFERENCE	% DIFFERENCE	
CRIMINAL HOMICIDE	1	3	-2	-67%	
RAPE	4	6	-2	-33%	
ROBBERY	58	52	6	12%	
AGG. ASSAULT	97	104	-7	-7%	
BURGLARY	215	223	-8	-4%	
RESIDENCE	198	192	6	3%	
NON-RESIDENCE	17	31	-14	-45%	
LARCENY	328	329	-1	0%	
POCKETPICKING	3	0	3	100%	
PURSE SNATCHING	7	7	0	0%	
SHOPLIFTING	68	52	16	31%	
FROM MOTOR VEHICLES	79	95	-16	-17%	
MOTOR VEH. PARTS/ACCESSORIES	24	49	-25	-51%	
BICYCLES	4	3	1	33%	
FROM BUILDINGS	38	51	-13	-25%	
FROM COIN OPERATED MACHINES	1	0	1	100%	
ALL OTHER	104	72	32	44%	
AUTO THEFT	160	169	-9	-5%	
<b>TOTAL</b>	<b>863</b>	<b>886</b>	<b>-23</b>	<b>-3%</b>	



\* 2011 FIGURES BASED ON OLD ZONE BOUNDARIES - NEW ZONE BOUNDARIES EFFECTIVE 12-13-11

2012  
MONTHLY CRIME COMPARISON

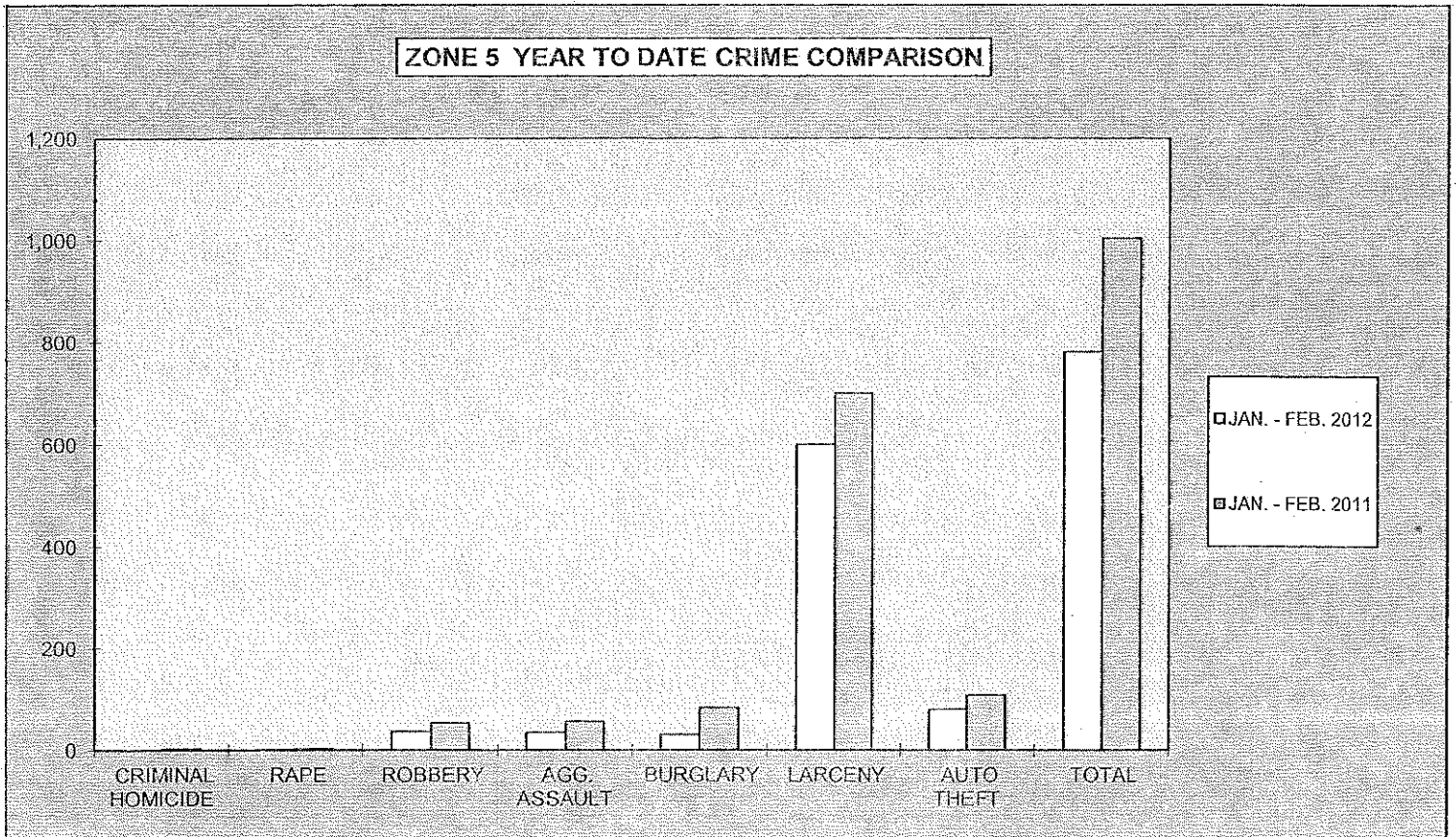
ZONE 5				
CRIME	FEB 2012	FEB 2011	# DIFFERENCE	% DIFFERENCE
CRIMINAL HOMICIDE	0	1	-1	-100%
RAPE	1	1	0	0%
ROBBERY	14	24	-10	-42%
AGG. ASSAULT	17	25	-8	-32%
BURGLARY	16	41	-25	-61%
RESIDENCE	7	26	-19	-73%
NON-RESIDENCE	9	15	-6	-40%
LARCENY	267	289	-22	-8%
POCKETPICKING	2	1	1	100%
PURSE SNATCHING	3	6	-3	-50%
SHOPLIFTING	26	44	-18	-41%
FROM MOTOR VEHICLES	144	140	4	3%
MOTOR VEH. PARTS/ACCESSORIES	31	20	11	55%
BICYCLES	4	11	-7	-64%
FROM BUILDINGS	32	41	-9	-22%
FROM COIN OPERATED MACHINES	1	0	1	100%
ALL OTHER	24	26	-2	-8%
AUTO THEFT	36	46	-10	-22%
<b>TOTAL</b>	<b>351</b>	<b>427</b>	<b>-76</b>	<b>-18%</b>



\* 2011 FIGURES BASED ON OLD ZONE BOUNDARIES - NEW ZONE BOUNDARIES EFFECTIVE 12-13-11

**2012  
YEAR TO DATE CRIME COMPARISON**

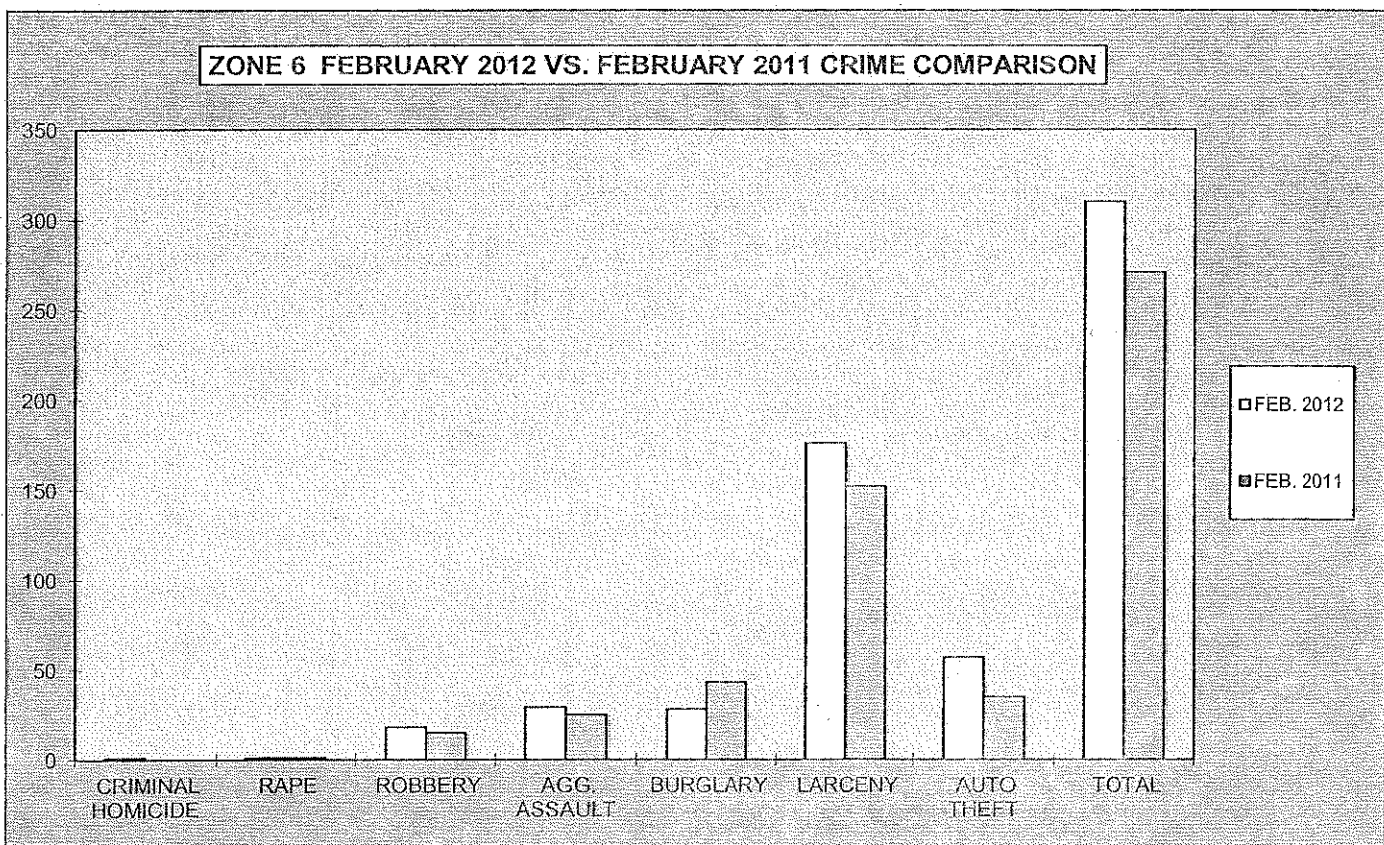
ZONE 5					
CRIME	JAN. - FEB. 2012	JAN. - FEB. 2011	# DIFFERENCE	% DIFFERENCE	
CRIMINAL HOMICIDE	0	2	-2	-100%	
RAPE	1	2	-1	-50%	
ROBBERY	36	53	-17	-32%	
AGG. ASSAULT	34	56	-22	-39%	
BURGLARY	30	83	-53	-64%	
RESIDENCE	10	51	-41	-80%	
NON-RESIDENCE	20	32	-12	-38%	
LARCENY	600	700	-100	-14%	
POCKETPICKING	4	2	2	100%	
PURSE SNATCHING	7	16	-9	-56%	
SHOPLIFTING	62	101	-39	-39%	
FROM MOTOR VEHICLES	317	384	-67	-17%	
MOTOR VEH. PARTS/ACCESSORIES	74	49	25	51%	
BICYCLES	7	14	-7	-50%	
FROM BUILDINGS	76	80	-4	-5%	
FROM COIN OPERATED MACHINES	1	0	1	100%	
ALL OTHER	52	54	-2	-4%	
AUTO THEFT	80	108	-28	-26%	
<b>TOTAL</b>	<b>781</b>	<b>1,004</b>	<b>-223</b>	<b>-22%</b>	



\* 2011 FIGURES BASED ON OLD ZONE BOUNDARIES - NEW ZONE BOUNDARIES EFFECTIVE 12-13-11

**2012  
MONTHLY CRIME COMPARISON**

ZONE 6				
CRIME	FEB. 2012	FEB. 2011	# DIFFERENCE	% DIFFERENCE
CRIMINAL HOMICIDE	1	0	1	100%
RAPE	1	1	0	0%
ROBBERY	18	15	3	20%
AGG. ASSAULT	29	25	4	16%
BURGLARY	28	43	-15	-35%
RESIDENCE	25	36	-11	-31%
NON-RESIDENCE	3	7	-4	-57%
LARCENY	176	152	24	16%
POCKETPICKING	0	3	-3	-100%
PURSE SNATCHING	2	2	0	0%
SHOPLIFTING	26	32	-6	-19%
FROM MOTOR VEHICLES	80	67	13	19%
MOTOR VEH. PARTS/ACCESSORIES	28	9	19	211%
BICYCLES	6	6	0	0%
FROM BUILDINGS	10	14	-4	-29%
FROM COIN OPERATED MACHINES	0	0	0	0%
ALL OTHER	24	19	5	26%
AUTO THEFT	57	35	22	63%
<b>TOTAL</b>	<b>310</b>	<b>271</b>	<b>39</b>	<b>14%</b>



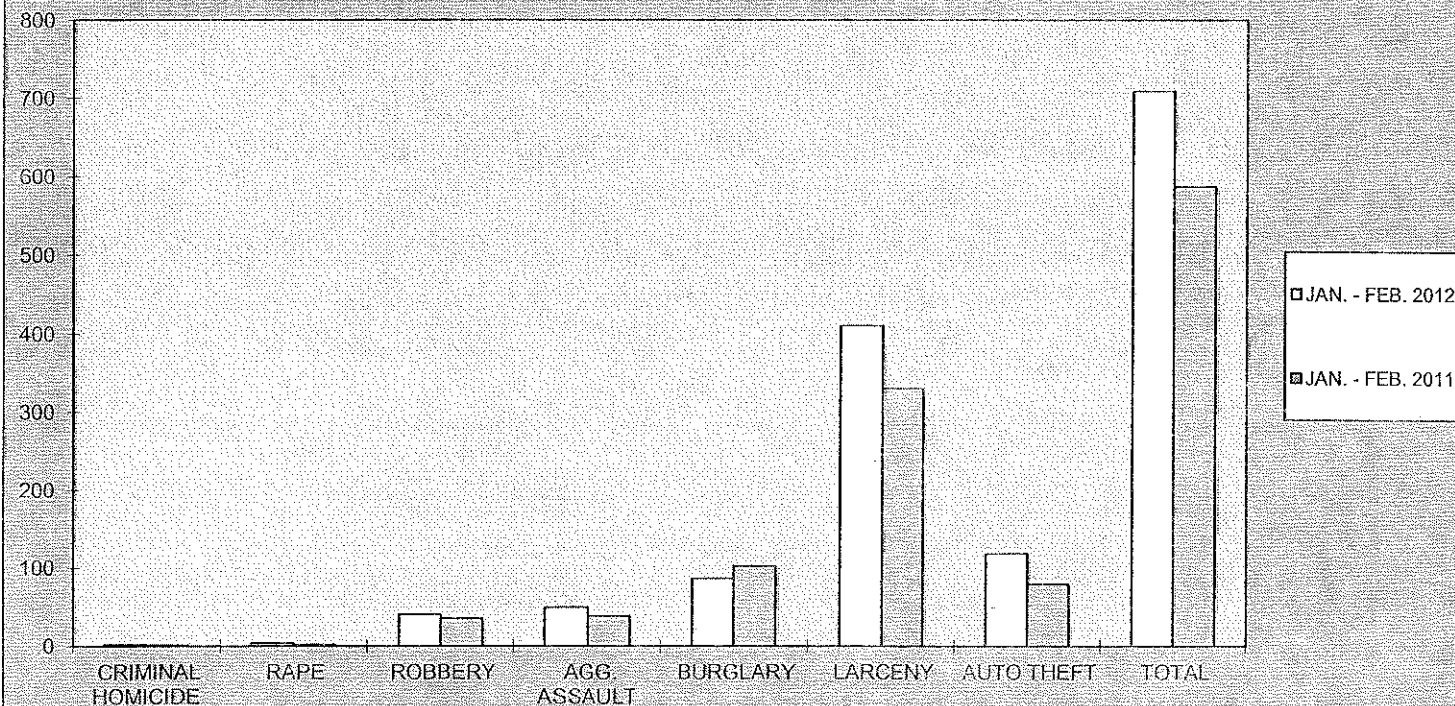
\* 2011 FIGURES BASED ON OLD ZONE BOUNDARIES - NEW ZONE BOUNDARIES EFFECTIVE 12-13-11

**2012  
YEAR TO DATE CRIME COMPARISON**

**ZONE 6**

CRIME	JAN. - FEB. 2012	JAN. - FEB. 2011	# DIFFERENCE	% DIFFERENCE
CRIMINAL HOMICIDE	2	1	1	100%
RAPE	4	2	2	100%
ROBBERY	40	35	5	14%
AGG. ASSAULT	49	38	11	29%
BURGLARY	86	102	-16	-16%
RESIDENCE	71	87	-16	-18%
NON-RESIDENCE	15	15	0	0%
LARCENY	410	330	80	24%
POCKETPICKING	0	3	-3	-100%
PURSE SNATCHING	6	3	3	100%
SHOPLIFTING	76	62	14	23%
FROM MOTOR VEHICLES	186	160	26	16%
MOTOR VEH. PARTS/ACCESSORIES	49	23	26	113%
BICYCLES	9	10	-1	-10%
FROM BUILDINGS	29	33	-4	-12%
FROM COIN OPERATED MACHINES	0	1	-1	-100%
ALL OTHER	55	35	20	57%
AUTO THEFT	118	79	39	49%
<b>TOTAL</b>	<b>709</b>	<b>587</b>	<b>122</b>	<b>21%</b>

**ZONE 6 YEAR TO DATE CRIME COMPARISON**



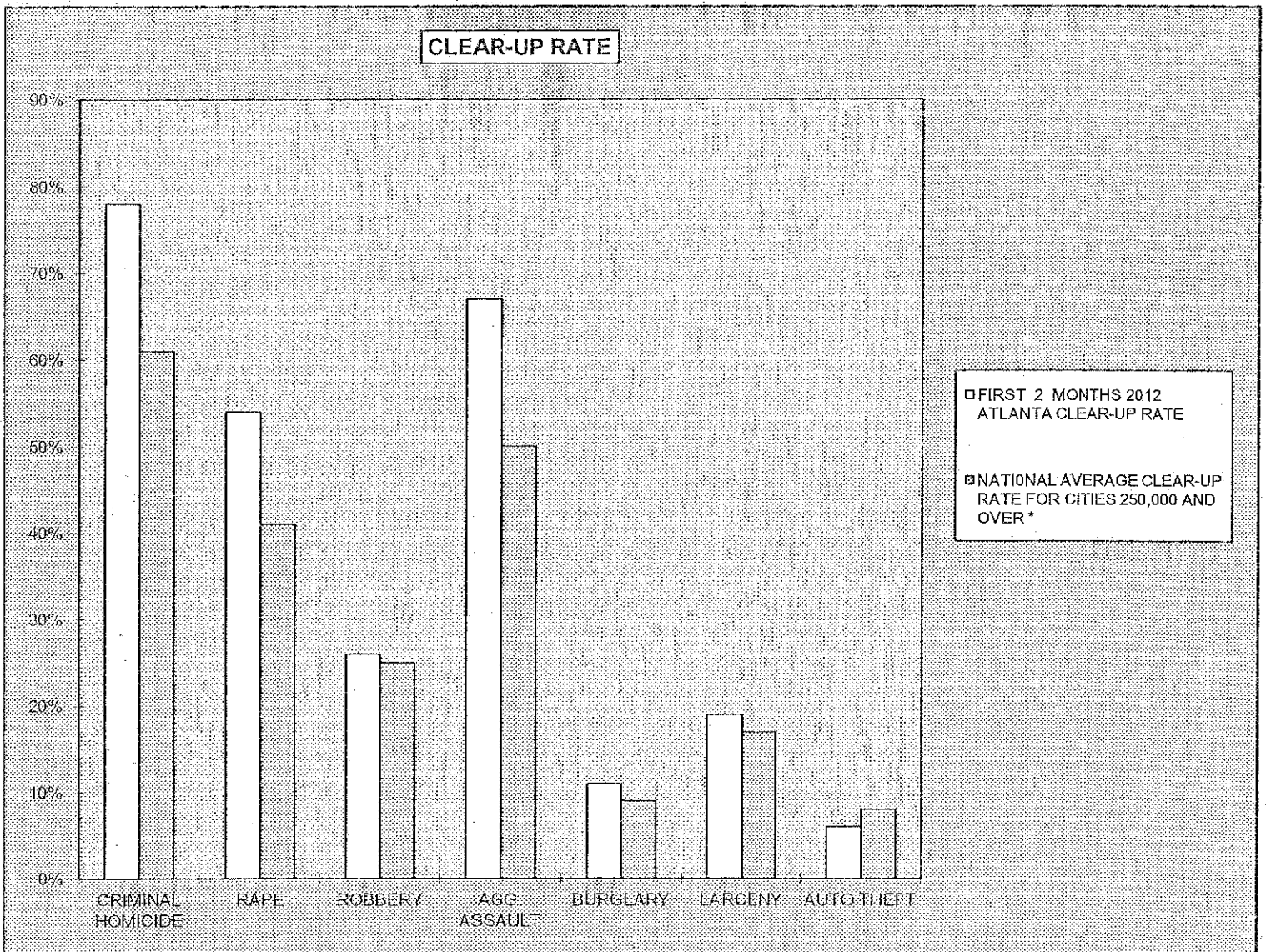
\* 2011 FIGURES BASED ON OLD ZONE BOUNDARIES - NEW ZONE BOUNDARIES EFFECTIVE 12-13-11



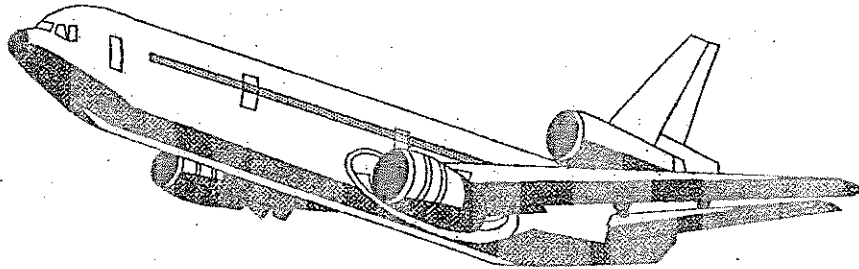
**2012  
CRIME COMPARISON  
CLEAR-UP RATE**

CRIME	FIRST 2 MONTHS 2012 ATLANTA CLEAR-UP RATE	NATIONAL AVERAGE CLEAR-UP RATE FOR CITIES 250,000 AND OVER *
CRIMINAL HOMICIDE	78%	61%
RAPE	54%	41%
ROBBERY	26%	25%
AGG. ASSAULT	67%	50%
BURGLARY	11%	9%
LARCENY	19%	17%
AUTO THEFT	6%	8%

\* National Average for Cities 250,000 and Over Based on Latest Annual (2010) FBI Uniform Crime Report



# APD



The Atlanta Airport  
UNIFORM CRIME REPORTING



FEBRUARY 2012

SUPPORT SERVICES DIVISION  
INFORMATION SERVICES SECTION

RETURN A - MONTHLY RETURN OF OFFENSES KNOWN TO THE POLICE

1-720b (Rev. 8-30-94)  
OMB No. 1110-0001

This report is authorized by law Title 28, Section 534, U. S. Code. While you are not required to respond, your cooperation in forwarding this report by the 7th day after the close of the month to Uniform Crime Reports, Federal Bureau of Investigation, Washington, D.C. 20535, will assist in compiling comprehensive, accurate national crime figures on a timely basis.

1	2	3	4	5	6	
CLASSIFICATION OF OFFENSES	DATE	OFFENSES REPORTED OR KNOWN TO POLICE (INCLUDE "UNFOUNDED" AND ATTEMPTS)	UNFOUNDED, I.E., FALSE OR BASELESS COMPLAINTS	NUMBER OF ACTUAL OFFENSES (COLUMN 2 MINUS COLUMN 3). INCLUDE ATTEMPTS.	TOTAL OFFENSES CLEARED BY ARREST OR EXCEPTIONAL MEANS (INCLUDES COL. 6)	NUMBER OF CLEARANCES INVOLVING ONLY PERSONS UNDER 18 YEARS OF AGE
1. CRIMINAL HOMICIDE						
a. MURDER AND NONNEGLIGENT HOMICIDE	11	0	0	0	0	0
b. MANSLAUGHTER BY NEGLIGENCE	12					
2. FORCIBLE RAPE TOTAL	20					
a. Rape by Force	21	0	0	0	0	0
b. Attempts to commit Forcible Rape	22	0	0	0	0	0
3. ROBBERY TOTAL	30					
a. Firearm	31	0	0	0	0	0
b. Knife or Cutting Instrument	32	0	0	0	0	0
c. Other Dangerous Weapon	33	0	0	0	0	0
d. Strong-Arm (Hands, Fists, Feet, etc.)	34	0	0	0	0	0
4. ASSAULT TOTAL	40					
a. Firearm	41	1	0	1	0	0
b. Knife or cutting instrument	42	0	0	0	0	0
c. Other Dangerous Weapon	43	0	0	0	0	0
d. Strong-Arm	44	0	0	0	0	0
e. Other Assaults - Simple, Not Aggravated	45	1	0	1	0	0
5. BURGLARY TOTAL	50					
a. Forcible Entry	51	0	0	0	0	0
b. Unlawful Entry - No Force	52	0	0	0	0	0
c. Attempted Forcible Entry	53	0	0	0	0	0
6. LARCENY THEFT TOTAL (except Motor Vehicle Theft)	60					
		7	0	7	1	0
7. MOTOR VEHICLE THEFT TOTAL	70					
a. Autos	71	4	0	4	1	1
b. Trucks and Buses	72	3	0	3	1	1
c. Other Vehicles	73	1	0	1	0	0
	73	0	0	0	0	0
GRAND TOTAL	77	12	0	12	2	1

CHECKING ANY OF THE APPROPRIATE BLOCKS BELOW WILL ELIMINATE YOUR NEED TO SUBMIT REPORTS WHEN THE VALUES ARE ZERO. THIS WILL ALSO AID THE NATIONAL PROGRAM IN ITS QUALITY CONTROL EFFORTS.

NO SUPPLEMENTARY HOMICIDE REPORT SUBMITTED SINCE NO MURDERS, JUSTIFIABLE HOMICIDES, OR MANSLAUGHTER BY NEGLIGENCE OCCURRED IN THIS JURISDICTION DURING THE MONTH.

NO SUPPLEMENT TO RETURN A REPORT SINCE NO CRIME OFFENSES OR RECOVERY OF PROPERTY REPORTED DURING THE MONTH.

NO LAW ENFORCEMENT OFFICERS KILLED OR ASSAULTED REPORT SINCE NONE OF THE OFFICERS WERE ASSAULTED OR KILLED DURING THE MONTH.

NO AGE, SEX, AND RACE OF PERSONS ARRESTED UNDER 18 YEARS OF AGE REPORT SINCE NO ARRESTS OF PERSONS WITHIN THIS AGE GROUP.

NO AGE, SEX, AND RACE OF PERSONS ARRESTED 18 YEARS OF AGE AND OVER REPORT SINCE NO ARRESTS OF PERSONS WITHIN THIS AGE GROUP.

NO MONTHLY RETURN OF ARSON OFFENSES KNOWN TO LAW ENFORCEMENT REPORT SINCE NO ARSONS OCCURRED.

DO NOT USE THIS SPACE

INITIALS

RECORDED

EDITED

ENTERED

ADJUSTED

WORKS

\* TOTALS INCLUDE PREVIOUS OFFENSES

FEBRUARY 2012

Month and Year of Report

GA 060240X

Agency Identifier

MARCH 13, 2012

Date

ATLANTA AIRPORT POLICE - GEORGIA

Agency and State

*Curtis Johnson* LIEUTENANT  
Prepared By Title

*George M. Jones* CHIEF  
Chief, Commissioner, Sheriff, or Superintendent

**PROPERTY STOLEN BY CLASSIFICATION**

CLASSIFICATION	Number of Actual Offenses (Column 4 Return A)	Monetary Value of Property Stolen
1. MURDER AND NONNEGLIGENT MANSLAUGHTER	12	\$ 0.00
2. FORCIBLE RAPE	20	\$ 0.00
3. ROBBERY		
(a) HIGHWAY (streets, alleys, etc.)	31	0.00
(b) COMMERCIAL HOUSE (except c, d, and f)	32	0.00
(c) GAS OR SERVICE STATION	33	0.00
(d) CONVENIENCE STORE	34	0.00
(e) RESIDENCE (anywhere on premises)	35	0.00
(f) BANK	36	0.00
(g) MISCELLANEOUS	37	0.00
TOTAL ROBBERY	30	\$ 0.00
5. BURGLARY - BREAKING OR ENTERING		
(a) RESIDENCE (dwelling)		
(1) NIGHT (6 p.m. - 6 a.m.)	51	0.00
(2) DAY (6 a.m. - 6 p.m.)	52	0.00
(3) UNKNOWN	53	0.00
(b) NON-RESIDENCE (store, office, etc.)		
(1) NIGHT (6 p.m. - 6 a.m.)	54	0.00
(2) DAY (6 a.m. - 6 p.m.)	55	0.00
(3) UNKNOWN	56	0.00
TOTAL BURGLARY	50	\$ 0.00
6. LARCENY - THEFT (Except Motor Vehicle Theft)		
(a) \$200 AND OVER	61	3,999.00
(b) \$50 TO \$200	62	0.00
(c) UNDER \$50	63	0.00
TOTAL LARCENY (Same as Item 6X)	60	\$ 3,999.00
7. MOTOR VEHICLE THEFT (Include Alleged Joy Ride)	70	\$ 1.00
GRAND TOTAL - ALL ITEMS	77	\$ 4,000.00
<u>ADDITIONAL ANALYSIS OF LARCENY AND MOTOR VEHICLE THEFT</u>		
6X. NATURE OF LARCENIES UNDER ITEM 6		
(a) POCKET-PICKING	81	0.00
(b) PURSE-SNATCHING	82	0.00
(c) SHOPLIFTING	83	0.00
(d) FROM MOTOR VEHICLES (except e)	84	991.00
(e) MOTOR VEHICLE PARTS AND ACCESSORIES	85	2,000.00
(f) BICYCLES	86	0.00
(g) FROM BUILDING (except c and h)	87	0.00
(h) FROM ANY COIN-OPERATED MACHINES (parking meters, etc.)	88	0.00
(i) ALL OTHER	89	1,008.00
TOTAL LARCENIES (Same as Item 6)	80	\$ 3,999.00
7X. MOTOR VEHICLES RECOVERED		
(a) STOLEN LOCALLY AND RECOVERED LOCALLY	91	0
(b) STOLEN LOCALLY AND RECOVERED BY OTHER JURISDICTIONS	92	0
(c) TOTAL LOCALLY STOLEN MOTOR VEHICLES RECOVERED (a & b)	93	0
(d) STOLEN IN OTHER JURISDICTIONS AND RECOVERED LOCALLY	90	0

SUPPLEMENT TO RETURN A  
MONTHLY RETURN OF OFFENSES KNOWN TO THE POLICE

1-706 (Rev. 8-30-94)  
Form Approved  
OMB No. 1110-0007

This report is authorized by law, Title 28, Section 534, U. S. Code. While you are not required to respond, your cooperation in submitting this report with the Return A will assist the FBI in compiling comprehensive, accurate figures on a timely basis.

This form deals with the nature of crime and the monetary value of property stolen and recovered. The total offenses recorded on the form should be the same as the number of actual offenses listed in Column 4 of the Return A for each crime class. Include attempted crimes on this form, but do not include unfounded offenses. If you cannot complete the report in all areas, please record as much information as is available. Tally sheets will be sent upon request.

PROPERTY BY TYPE AND VALUE

Type of Property (1)	PROPERTY CLASSIFICATION	Monetary Value of Property Stolen in Your Jurisdiction	
		Stolen (2)	Recovered (3)
(A) Currency, Notes, Etc.	01	\$ 150.00	\$ 0.00
(B) Jewelry and Precious Metals	02	0.00	0.00
(C) Clothing and Furs	03	0.00	0.00
(D) Locally Stolen Motor Vehicles	04	1.00	0.00
(E) Office Equipment	05	1,008.00	0.00
(F) Televisions, Radios, Stereos, Etc.	06	800.00	0.00
(G) Firearms	07	0.00	0.00
(H) Household Goods	08	0.00	0.00
(I) Consumable Goods	09	0.00	0.00
(J) Livestock	10	0.00	0.00
(K) Miscellaneous	11	2,041.00	0.00
<b>TOTAL</b>	<b>00</b>	<b>\$ 4,000.00</b>	<b>\$ 0.00</b>

The total of this column should agree with the Grand Total (DATA ENTRY 77) shown on page 2.

Include in this column all property recovered even though stolen in prior months. The above is an accounting for only that property stolen in your jurisdiction. This will include property recovered for you by other jurisdictions, but not property you recover for them.

MARCH 13, 2012

DATE

*Clifton J. Johnson*

LIEUTENANT

PREPARED BY

TITLE

*George M. Jones*

CHIEF

CHIEF, COMMISSIONER, SHERIFF OR SUPERINTENDENT

FEBRUARY 2012

Month and Year of Report

GA 060240X

Agency Identifier

ATLANTA AIRPORT POLICE - GEORGIA

Agency and State

AGENCY IDENTIFIER GA 060240X REPORTING PERIOD FEBRUARY 2012

AGENCY NAME ATLANTA AIRPORT POLICE

POLICE DISPOSITION OF JUVENILES

-Not to include neglect or traffic cases-

1. Handled within Department and released.  
(Warning, released to parents, etc.)

2. Referred to juvenile court or probation department.

3. Referred to welfare agency.

4. Referred to other police agency.

5. Referred to criminal or adult court.

\_\_\_\_\_  
1  
\_\_\_\_\_  
\_\_\_\_\_  
\_\_\_\_\_  
\_\_\_\_\_  
1

TOTAL

MARCH 12, 2012

DATE

Clifton L Johnson  
PREPARED BY

LIEUTENANT  
TITLE

George N. J...  
APPROVED BY

CHIEF  
TITLE

GCIC USE ONLY

Recorded	_____
Reviewed	_____
Punched	_____
Verified	_____

RETURN TO:

Georgia Crime Information Center/Uniform Crime Reporting  
P. O. Box 1456  
Atlanta, Georgia 30301

Return on or before the 7th of the following month.

GCIC/UCR-012 (9/74)

**ATLANTA AIRPORT POLICE  
AGE, SEX, AND RACE OF PERSONS ARRESTED  
17 YEARS OF AGE AND OVER**

MONTH FEBRUARY

YEAR 2012

CLASSIFICATION OF OFFENSES	SEX	AGE OF PERSON ARRESTED																TOTAL	RACE				ETHNIC	
		17	18	19	20	21	22	23	24 29	30 34	35 39	40 44	45 49	50 54	55 59	60 64	65 UP		White	Black	Native Amer.	Asian/Pacific	Whi. Hispanic	Blck Hispanic
Murder/Nonnegligent Manslaughter	01a M																	0						
	F																	0						
Manslaughter by Negligence	01b M																	0						
	F																	0						
Forcible Rape	02 M																	0						
	F																	0						
Robbery	03 M																	0						
	F																	0						
Aggravated Assault	04 M																	0						
	F																	0						
Burglary- Breaking or Entering	05 M																	0						
	F																	0						
Larceny - Theft (except Motor Vehicle Theft)	06 M	1																1						
	F																	0	1					
Motor Vehicle Theft	07 M																	0						
	F																	0						
Other Assaults	08 M																	0						
	F																	0						
Arson	09 M																	0						
	F																	0						
Forgery and Counterfeiting	10 M																	0						
	F																	0						
Fraud	11 M								1									1						
	F																	0		1				
Embezzlement	12 M																	0						
	F																	0						
Stolen Property; Buying, Receiving, Possessing	13 M																	0						
	F																	0						
Vandalism	14 M																	0						
	F																	0						
Weapons	15 M					1	1		1							1		4						
	F								1		1							2	3	3				

-37-

ATLANTA AIRPORT POLICE  
AGE, SEX, AND RACE OF PERSONS ARRESTED  
17 YEARS OF AGE AND OVER

MONTH FEBRUARY

YEAR 2012

CLASSIFICATION OF OFFENSES	SEX	AGE OF PERSON ARRESTED																TOTAL	RACE				ETHNIC	
		17	18	19	20	21	22	23	24 29	30 34	35 39	40 44	45 49	50 54	55 59	60 64	65 UP		White	Black	Native Amer.	Asian/Pacific	Whi. Hispanic	Blck Hispanic
Prostitution and Commercialized Vice	M																	0						
	F																	0						
Sex Offenses (except Rape and Prostitution)	M																	0						
	F																	0						
Drug Abuse Violations Grand Total	M	0	0	0	0	0	0	0	0	0	0	1	0	0	0	0	0	1						
	F	0	0	0	0	0	0	0	0	0	0	0	0	0	0	0	0	0	0	1	0	0	0	0
(1) Sale/Manufacturing Subtotal	M	0	0	0	0	0	0	0	0	0	0	0	0	0	0	0	0	0						
	F	0	0	0	0	0	0	0	0	0	0	0	0	0	0	0	0	0	0	0	0	0	0	0
Opium or Cocaine and their derivatives	M																	0						
	F																	0						
Marijuana	M																	0						
	F																	0						
Synthetic Narcotics	M																	0						
	F																	0						
Other Dangerous Non-Narcotic Drugs	M																	0						
	F																	0						
(2) Possession Subtotal	M	0	0	0	0	0	0	0	0	0	0	1	0	0	0	0	0	1						
	F	0	0	0	0	0	0	0	0	0	0	0	0	0	0	0	0	0	0	1	0	0	0	0
Opium or Cocaine and their derivatives	M																	0						
	F																	0						
Marijuana	M											1						1						
	F																	0		1				
Synthetic Narcotics	M																	0						
	F																	0						
Other Dangerous Non-Narcotic Drugs	M																	0						
	F																	0						
Gambling Total	M	0	0	0	0	0	0	0	0	0	0	0	0	0	0	0	0	0						
	F	0	0	0	0	0	0	0	0	0	0	0	0	0	0	0	0	0	0	0	0	0	0	0
Bookmaking	M																	0						
	F																	0						
Numbers and Lottery	M																	0						
	F																	0						

-37a-



ATLANTA AIRPORT POLICE  
AGE, SEX, AND RACE OF PERSONS ARRESTED  
17 YEARS OF AGE AND OVER

MONTH FEBRUARY

YEAR 2012

CLASSIFICATION OF OFFENSES	SEX	AGE OF PERSON ARRESTED																TOTAL	RACE					ETHNIC	
		17	18	19	20	21	22	23	24 29	30 34	35 39	40 44	45 49	50 54	55 59	60 64	65 UP		White	Black	Native Amer.	Asian/Pacific	Whi. Hispanic	Blck Hispanic	
All Other Gambling	M																	0							
	F																	0							
Offenses Against Family And Children	M																	0							
	F																	0							
Driving Under the Influence	M																	0							
	F																	0							
Liquor Laws	M																	0							
	F																	0							
Drunkenness	M																	0							
	F																	0							
Disorderly Conduct	M											1	1				1	3							
	F																	0		3					
Vagrancy	M																	0							
	F																	0							
All Other Offenses (except Traffic)	M							2	2	5	10	9	8	5	7		48								
	F				1			1			1	1	1		1		6	5	48		1				
Suspicion	M																	0							
	F																	0							
<b>TOTAL</b>		1	0	0	1	1	1	0	6	2	6	12	11	10	6	8	1	66	9	56	0	1	0	0	

FEBRUARY 2012

Month and Year of Report

GA 060240X

Agency Identifier

MARCH 13, 2012

Date

*Chilton Johnson*  
Prepared By

LIEUTENANT  
Title

*George N. Johnson*  
Chief, Commissioner, Sheriff, or Superintendent

CHIEF

ATLANTA AIRPORT POLICE - GEORGIA

Agency and State

ATLANTA AIRPORT POLICE  
 AGE, SEX, AND RACE OF PERSONS ARRESTED  
 16 YEARS OF AGE AND UNDER

MONTH FEBRUARY

YEAR 2012

CLASSIFICATION OF OFFENSES	SEX	AGE						RACE				ETHNIC	
		0 9	10 12	13 14	15	16	TOTAL	White	Black	Native Amer.	Asian/Pacific	Whi. Hispanic	Blck Hispanic
Murder/Nonnegligent Manslaughter	01a M						0						
	F						0						
Manslaughter by Negligence	01b M						0						
	F						0						
Forcible Rape	02 M						0						
	F						0						
Robbery	03 M						0						
	F						0						
Aggravated Assault	04 M						0						
	F						0						
Burglary- Breaking or Entering	05 M						0						
	F						0						
Larceny - Theft (except Motor Vehicle Theft)	06 M						0						
	F						0						
Motor Vehicle Theft	07 M						0						
	F			1			1		1				
Other Assaults	08 M						0						
	F						0						
Arson	09 M						0						
	F						0						
Forgery and Counterfeiting	10 M						0						
	F						0						
Fraud	11 M						0						
	F						0						
Embezzlement	12 M						0						
	F						0						
Stolen Property, Buying, Receiving, Possessing	13 M						0						
	F						0						
Vandalism	14 M						0						
	F						0						
Weapons	15 M						0						
	F						0						
Prostitution and Commercialized Vice	16 M						0						
	F						0						

370-

ATLANTA AIRPORT POLICE  
 AGE, SEX, AND RACE OF PERSONS ARRESTED  
 16 YEARS OF AGE AND UNDER

MONTH FEBRUARY

YEAR 2012

CLASSIFICATION OF OFFENSES	SEX	AGE						RACE				ETHNIC	
		0 9	10 12	13 14	15	16	TOTAL	White	Black	Native Amer.	Asian/Pacific	Whi. Hispanic	Blck Hispanic
Sex Offenses (except Rape and Prostitution)	17 M						0						
	F						0						
Drug Abuse Violations Grand Total	18 M	0	0	0	0	0	0						
	F	0	0	0	0	0	0	0	0	0	0	0	0
(1) Sale/Manufacturing Subtotal	180 M	0	0	0	0	0	0						
	F	0	0	0	0	0	0	0	0	0	0	0	0
Opium or Cocaine and their Derivatives	a M						0						
	F						0						
Marijuana	b M						0						
	F						0						
Synthetic Narcotics	c M						0						
	F						0						
Other Dangerous Non-Narcotic Drugs	d M						0						
	F						0						
(2) Possession Subtotal	185 M	0	0	0	0	0	0						
	F	0	0	0	0	0	0	0	0	0	0	0	0
Opium or Cocaine and their Derivatives	e M						0						
	F						0						
Marijuana	f M						0						
	F						0						
Synthetic Narcotics	g M						0						
	F						0						
Other Dangerous Non-Narcotic Drugs	h M						0						
	F						0						
Gambling Total	19 M	0	0	0	0	0	0						
	F	0	0	0	0	0	0	0	0	0	0	0	0
Bookmaking	a M						0						
	F						0						
Numbers and Lottery	b M						0						
	F						0						
All Other Gambling	c M						0						
	F						0						
Offenses Against Family and Children	20 M						0						
	F						0						

-37d-

ATLANTA AIRPORT POLICE  
 AGE, SEX, AND RACE OF PERSONS ARRESTED  
 16 YEARS OF AGE AND UNDER

MONTH FEBRUARY

YEAR 2012

CLASSIFICATION OF OFFENSES	SEX	AGE						RACE				ETHNIC	
		09	1012	1314	15	16	TOTAL	White	Black	Native Amer.	Asian/Pacific	Whi. Hispanic	Blck Hispanic
Driving Under the Influence 21	M						0						
	F						0						
Liquor Laws 22	M						0						
	F						0						
Drunkness 23	M						0						
	F						0						
Disorderly Conduct 24	M						0						
	F						0						
Vagrancy 25	M						0						
	F						0						
All Other Offenses (except Traffic) 26	M						0						
	F						0						
Suspicion 27	M						0						
	F						0						
Curfew and Loitering 28	M						0						
	F						0						
Run-Aways 29	M						0						
	F						0						
Total			0	0	1	0	0	1	0	1	0	0	0

FEBRUARY 2012

Month and Year of Report

GA 060240X

Agency Identifier

MARCH 13, 2012

Date

*Clifton Johnson* LIEUTENANT  
 Prepared By

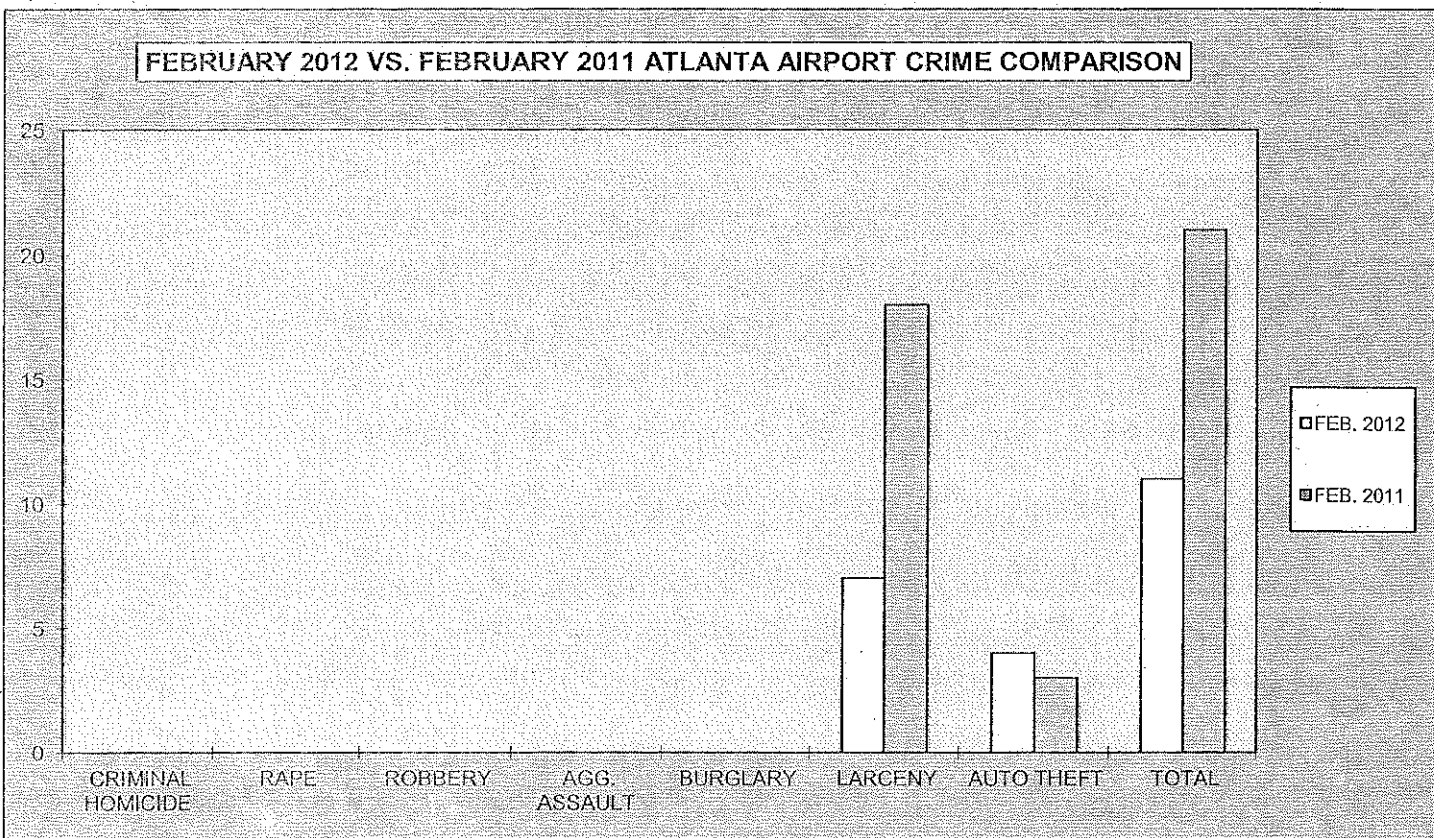
ATLANTA AIRPORT POLICE - GEORGIA

Agency and State

*George W. J.* CHIEF  
 Chief, Commissioner, Sheriff, or Superintendent

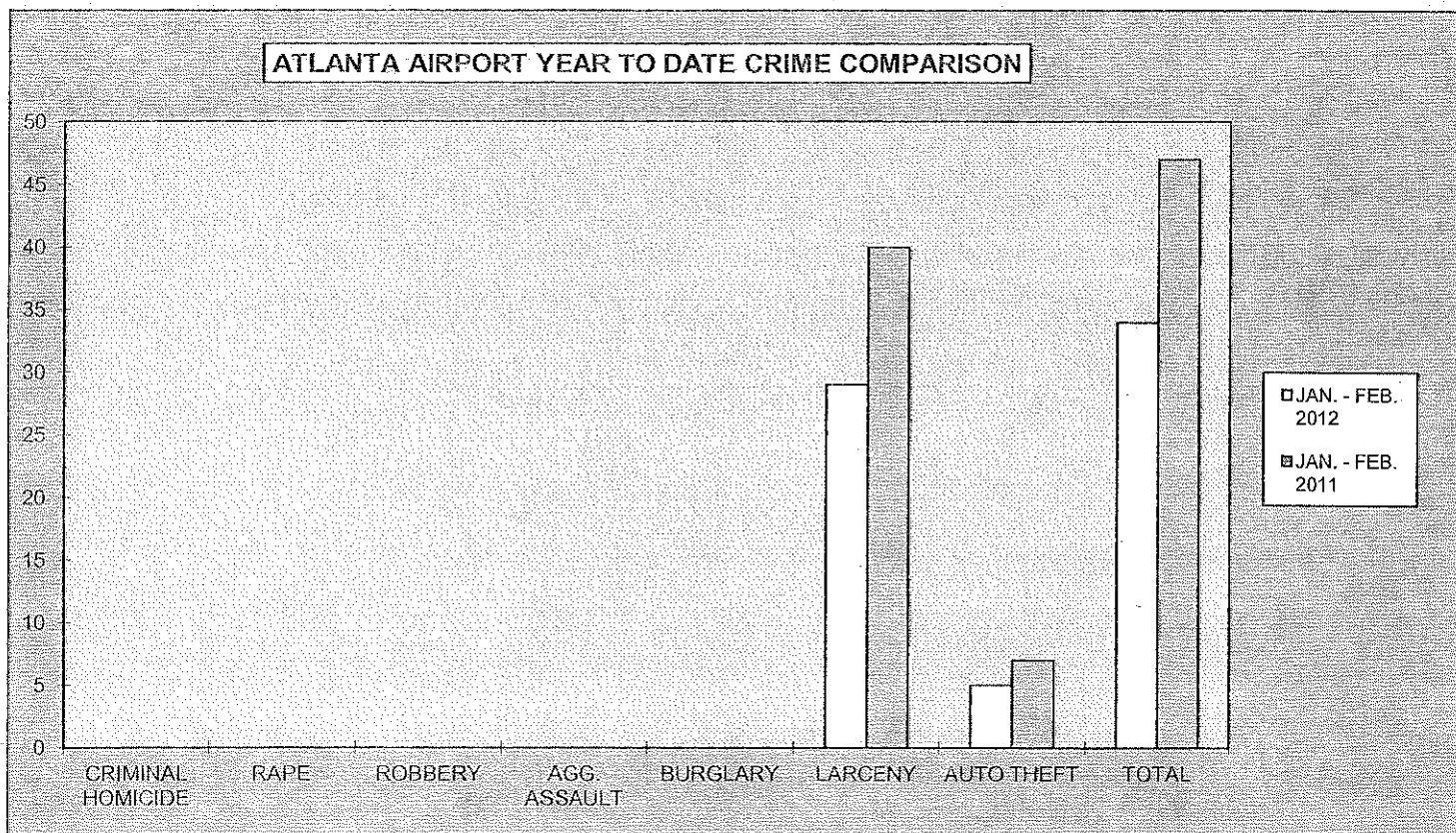
2012  
**ATLANTA AIRPORT**  
**MONTHLY CRIME COMPARISON**

CRIME	FEB. 2012	FEB. 2011	# DIFFERENCE	% DIFFERENCE
CRIMINAL HOMICIDE	0	0	0	0%
RAPE	0	0	0	0%
ROBBERY	0	0	0	0%
AGG. ASSAULT	0	0	0	0%
BURGLARY	0	0	0	0%
RESIDENCE	0	0	0	0%
NON-RESIDENCE	0	0	0	0%
LARCENY	7	18	-11	-61%
POCKETPICKING	0	0	0	0%
PURSE SNATCHING	0	0	0	0%
SHOPLIFTING	0	4	-4	-100%
FROM MOTOR VEHICLES	1	3	-2	-67%
MOTOR VEH. PARTS/ACCESSORIES	1	2	-1	-50%
BICYCLES	0	0	0	0%
FROM BUILDINGS	2	5	-3	-60%
FROM COIN OPERATED MACHINES	0	0	0	0%
ALL OTHER	3	4	-1	-25%
AUTO THEFT	4	3	1	33%
<b>TOTAL</b>	<b>11</b>	<b>21</b>	<b>-10</b>	<b>-48%</b>



**2012  
ATLANTA AIRPORT  
YEAR TO DATE CRIME COMPARISON**

FIRST 2 MONTHS				
CRIME	JAN. - FEB. 2012	JAN. - FEB. 2011	# DIFFERENCE	% DIFFERENCE
CRIMINAL HOMICIDE	0	0	0	0%
RAPE	0	0	0	0%
ROBBERY	0	0	0	0%
AGG. ASSAULT	0	0	0	0%
BURGLARY	0	0	0	0%
RESIDENCE	0	0	0	0%
NON-RESIDENCE	0	0	0	0%
LARCENY	29	40	-11	-28%
POCKETPICKING	1	0	1	100%
PURSE SNATCHING	0	0	0	0%
SHOPLIFTING	0	8	-8	-100%
FROM MOTOR VEHICLES	1	6	-5	-83%
MOTOR VEH. PARTS/ACCESSORIES	1	3	-2	-67%
BICYCLES	0	0	0	0%
FROM BUILDINGS	13	11	2	18%
FROM COIN OPERATED MACHINES	0	0	0	0%
ALL OTHER	13	12	1	8%
AUTO THEFT	5	7	-2	-29%
<b>TOTAL</b>	<b>34</b>	<b>47</b>	<b>-13</b>	<b>-28%</b>

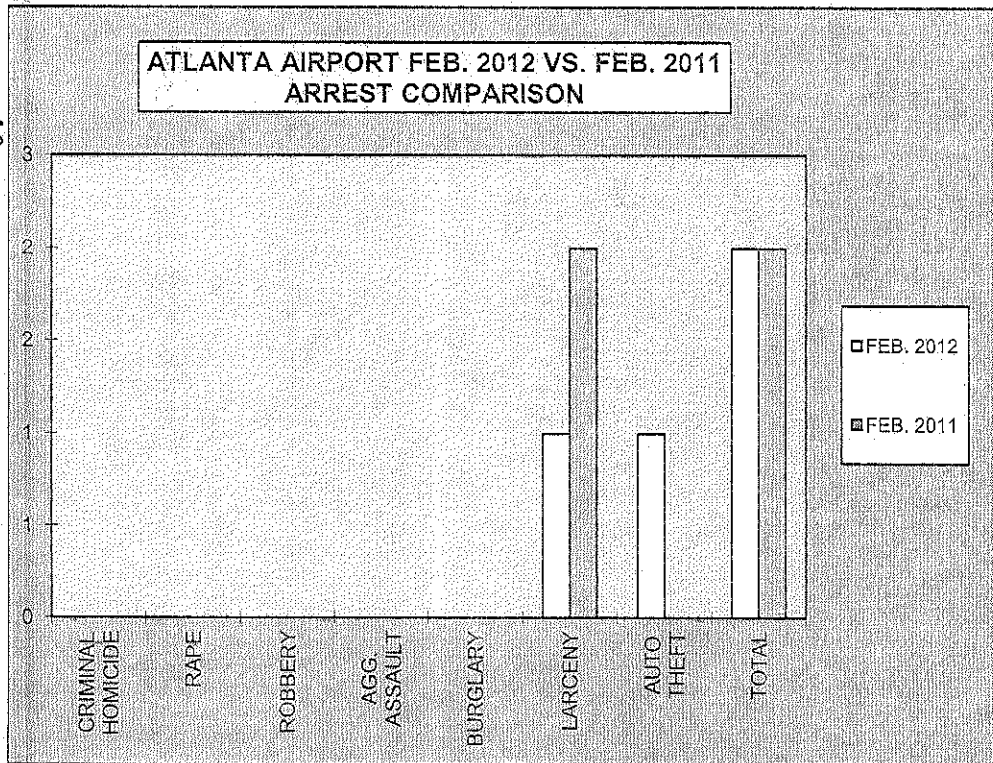


**2012  
ATLANTA AIRPORT  
ARREST COMPARISON**

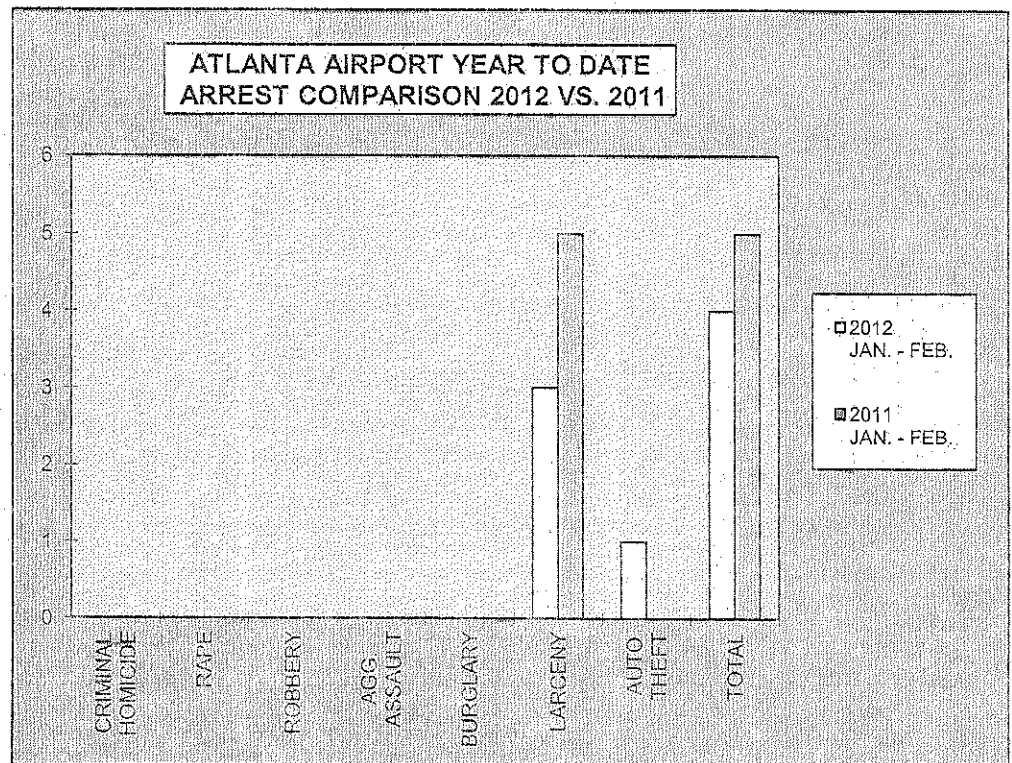
FEBRUARY ARREST COMPARISON				
CRIME	FEB. 2012	FEB. 2011	# DIFFERENCE	% DIFFERENCE
CRIMINAL HOMICIDE	0	0	0	0%
RAPE	0	0	0	0%
ROBBERY	0	0	0	0%
AGG. ASSAULT	0	0	0	0%
BURGLARY	0	0	0	0%
LARCENY	1	2	-1	-50%
AUTO THEFT	1	0	1	100%
<b>TOTAL</b>	<b>2</b>	<b>2</b>	<b>0</b>	<b>0%</b>

FIRST 2 MONTHS ARREST COMPARISON				
CRIME	2012 JAN. - FEB.	2011 JAN. - FEB.	# DIFFERENCE	% DIFFERENCE
CRIMINAL HOMICIDE	0	0	0	0%
RAPE	0	0	0	0%
ROBBERY	0	0	0	0%
AGG. ASSAULT	0	0	0	0%
BURGLARY	0	0	0	0%
LARCENY	3	5	-2	-40%
AUTO THEFT	1	0	1	100%
<b>TOTAL</b>	<b>4</b>	<b>5</b>	<b>-1</b>	<b>-20%</b>

**ATLANTA AIRPORT FEB. 2012 VS. FEB. 2011  
ARREST COMPARISON**



**ATLANTA AIRPORT YEAR TO DATE  
ARREST COMPARISON 2012 VS. 2011**



**2012  
ATLANTA AIRPORT  
CLEAR-UP RATE**

CRIME	ATLANTA AIRPORT FEB. 2012 CLEAR-UP RATE	ATLANTA AIRPORT FEB. 2011 CLEAR-UP RATE
CRIMINAL HOMICIDE	0%	0%
RAPE	0%	0%
ROBBERY	0%	0%
AGG. ASSAULT	0%	0%
BURGLARY	0%	0%
LARCENY	14%	17%
AUTO THEFT	25%	0%

