

# FBI

## UNIFORM CRIME REPORTING

ATLANTA POLICE DEPARTMENT  
226 PEACHTREE STREET, SW  
ATLANTA, GEORGIA 30303



SEPTEMBER 2017

SUPPORT SERVICES DIVISION  
INFORMATION SERVICES SECTION

# TABLE OF CONTENTS

	Page
U. C. R. COMPARATIVE CRIME REPORT -----	1
RETURN A - MONTHLY RETURN OF OFFENSES KNOWN TO THE POLICE -----	2
PROPERTY STOLEN BY CLASSIFICATION -----	3
LAW ENFORCEMENT OFFICERS KILLED OR ASSAULTED -----	3a
MONTHLY RETURN OF ARSON OFFENSES KNOWN TO LAW ENFORCEMENT -----	4
POLICE DISPOSITION OF JUVENILES -----	5
SUPPLEMENTARY HOMICIDE REPORT -----	6
SEX AND RACE OF PERSONS ARRESTED -----	7
HOMICIDE COMPARISON REPORT -----	8
HOMICIDE BREAKDOWN REPORT -----	8a-8e
SEVEN MAJOR CRIMES - MONTHLY CRIME COMPARISON -----	9
SEVEN MAJOR CRIMES - YEAR TO DATE CRIME COMPARISON -----	10
SEVEN MAJOR CRIMES ARREST MONTHLY AND YEAR TO DATE COMPARISON -----	11
CRIMES AGAINST PERSONS MONTHLY AND YEAR TO DATE COMPARISON -----	12
CRIMES AGAINST PROPERTY MONTHLY AND YEAR TO DATE COMPARISON -----	13
CRIMES AGAINST PERSONS & PROPERTY MONTHLY COMPARISON BY ZONES -----	14
CRIMES AGAINST PERSONS & PROPERTY YEAR TO DATE COMPARISON BY ZONES -----	15
SEVEN MAJOR CRIMES MONTHLY CRIME COMPARISON BY ZONES -----	16
SEVEN MAJOR CRIMES - YEAR TO DATE CRIME COMPARISON BY ZONES -----	17
SEVEN MAJOR CRIMES - MONTHLY CRIME COMPARISON - ZONE 1 -----	18
SEVEN MAJOR CRIMES - YEAR TO DATE CRIME COMPARISON - ZONE 1 -----	19
SEVEN MAJOR CRIMES - MONTHLY CRIME COMPARISON - ZONE 2 -----	20
SEVEN MAJOR CRIMES - YEAR TO DATE CRIME COMPARISON - ZONE 2 -----	21
SEVEN MAJOR CRIMES - MONTHLY CRIME COMPARISON - ZONE 3 -----	22
SEVEN MAJOR CRIMES - YEAR TO DATE CRIME COMPARISON - ZONE 3 -----	23
SEVEN MAJOR CRIMES - MONTHLY CRIME COMPARISON - ZONE 4 -----	24
SEVEN MAJOR CRIMES - YEAR TO DATE CRIME COMPARISON - ZONE 4 -----	25
SEVEN MAJOR CRIMES - MONTHLY CRIME COMPARISON - ZONE 5 -----	26
SEVEN MAJOR CRIMES - YEAR TO DATE CRIME COMPARISON - ZONE 5 -----	27
SEVEN MAJOR CRIMES - MONTHLY CRIME COMPARISON - ZONE 6 -----	28
SEVEN MAJOR CRIMES - YEAR TO DATE CRIME COMPARISON - ZONE 6 -----	29
CLEAR-UP RATE COMPARISON -----	30
<b>ATLANTA AIRPORT</b> -----	31
RETURN A - MONTHLY RETURN OF OFFENSES KNOWN TO THE POLICE -----	32
PROPERTY STOLEN BY CLASSIFICATION -----	33
LAW ENFORCEMENT OFFICERS KILLED OR ASSAULTED -----	33a
SEX AND RACE OF PERSONS ARRESTED -----	34
SEVEN MAJOR CRIMES - MONTHLY CRIME COMPARISON -----	35
SEVEN MAJOR CRIMES - YEAR TO DATE CRIME COMPARISON -----	35a
SEVEN MAJOR CRIMES ARREST MONTHLY AND YEAR TO DATE COMPARISON -----	36
CLEAR-UP RATE COMPARISON -----	37
	37a-37e
SEVEN MAJOR CRIMES - MONTHLY CRIME COMPARISON -----	38
SEVEN MAJOR CRIMES - YEAR TO DATE CRIME COMPARISON -----	39
SEVEN MAJOR CRIMES ARREST MONTHLY AND YEAR TO DATE COMPARISON -----	40
CLEAR-UP RATE COMPARISON -----	41

**SEPTEMBER 2017**  
**U.C.R. COMPARATIVE CRIME REPORT**  
**SUPPORT SERVICES DIVISION**  
**INFORMATION SERVICES SECTION**

	SEPTEMBER 2017		SEPTEMBER 2016		COMPARATIVE ACTUAL	% CHANGE ACTUAL	COMPARATIVE CLEARED	% CHANGE CLEARED
	ACTUAL	CLEARED	ACTUAL	CLEARED				
MURDER	5	5	8	5	-3	-38%	0	0%
RAPE	23	7	12	2	11	92%	5	250%
ROBBERY	140	30	157	40	-17	-11%	-10	-25%
AGG. ASSAULT	265	128	279	121	-14	-5%	7	6%
BURGLARY - RESIDENCE	217		260		-43	-17%		
BURGLARY - NON-RESIDENCE	66	22	72	29	-6	-8%	-7	-24%
LARCENY - \$200 AND OVER	322		282		40	14%		
LARCENY - \$50 TO \$199	87	188	76	166	11	14%	22	13%
LARCENY - UNDER \$50	1,045		1,195		-150	-13%		
AUTO THEFT	256	22	470	37	-214	-46%	-15	-41%
<b>TOTAL</b>	<b>2,426</b>		<b>2,811</b>		<b>-385</b>	<b>-14%</b>		
AUTOS RECOVERED	64		139		-75	-54%		

	2017		2016		COMPARATIVE ACTUAL	% CHANGE ACTUAL	COMPARATIVE CLEARED	% CHANGE CLEARED
	ACTUAL	CLEARED	ACTUAL	CLEARED				
MURDER	57	60	85	61	-28	-33%	-1	-2%
RAPE	193	47	106	43	87	82%	4	9%
ROBBERY	1,038	250	1,597	365	-559	-35%	-115	-32%
AGG. ASSAULT	2,102	1,306	2,159	1,100	-57	-3%	206	19%
BURGLARY - RESIDENCE	1,880		2,585		-705	-27%		
BURGLARY - NON-RESIDENCE	577	183	724	276	-147	-20%	-93	-34%
LARCENY - \$200 AND OVER	2,417		2,305		112	5%		
LARCENY - \$50 TO \$199	649	1,575	606	1,808	43	7%	-233	-13%
LARCENY - UNDER \$50	8,598		9,097		-499	-5%		
AUTO THEFT	2,338	183	3,052	260	-714	-23%	-77	-30%
<b>TOTAL</b>	<b>19,849</b>		<b>22,316</b>		<b>-2,467</b>	<b>-11%</b>		
AUTOS RECOVERED	627		731		-104	-14%		

**RETURN A - MONTHLY RETURN OF OFFENSES KNOWN TO THE POLICE**

1-720b (Rev. 8-30-94)  
OMB No. 1110-0001

This report is authorized by law Title 28, Section 534, U. S. Code. While you are not required to respond, your cooperation in forwarding this report by the 7th day after the close of the month to Uniform Crime Reports, Federal Bureau of Investigation, Washington, D.C. 20535, will assist in compiling comprehensive, accurate national crime figures on a timely basis.

1 CLASSIFICATION OF OFFENSES	2 OFFENSES REPORTED OR KNOWN TO POLICE (INCLUDE "UNFOUNDED" AND ATTEMPTS)	3 UNFOUNDED, I.E., FALSE OR BASELESS COMPLAINTS	4 NUMBER OF ACTUAL OFFENSES (COLUMN 2 MINUS COLUMN 3) INCLUDE ATTEMPTS	5 TOTAL OFFENSES CLEARED BY ARREST OR EXCEPTIONAL MEANS (INCLUDES COL. 6)	6 NUMBER OF CLEARANCES INVOLVING ONLY PERSONS UNDER 18 YEARS OF AGE
1. CRIMINAL HOMICIDE					
a. MURDER AND NONNEGLIGENT HOMICIDE	11	5	0	5	1
b. MANSLAUGHTER BY NEGLIGENCE	12				
2. FORCIBLE RAPE TOTAL	20	26	3	23	7
a. Rape by Force	21	25	3	22	7
b. Attempts to commit Forcible Rape	22	1	0	1	0
3. ROBBERY TOTAL	30	142	2	140	30
a. Firearm	31	107	1	106	19
b. Knife or Cutting Instrument	32	2	0	2	2
c. Other Dangerous Weapon	33	4	0	4	1
d. Strong-Arm (Hands, Fists, Feet, etc.)	34	29	1	28	8
4. ASSAULT TOTAL	40	701	11	690	376
a. Firearm	41	126	2	124	49
b. Knife or cutting instrument	42	30	0	30	21
c. Other Dangerous Weapon	43	89	1	88	48
d. Strong-Arm	44	23	0	23	10
e. Other Assaults - Simple, Not Aggravated	45	433	8	425	248
5. BURGLARY TOTAL	50	286	3	283	22
a. Forcible Entry	51	204	2	202	18
b. Unlawful Entry - No Force	52	69	1	68	4
c. Attempted Forcible Entry	53	13	0	13	0
6. LARCENY THEFT TOTAL (except Motor Vehicle Theft)	60	1,480	26	1,454	188
7. MOTOR VEHICLE THEFT TOTAL	70	276	20	256	22
a. Autos	71	253	20	233	22
b. Trucks and Buses	72	12	0	12	0
c. Other Vehicles	73	11	0	11	0
GRAND TOTAL	77	2,916	65	2,851	650

CHECKING ANY OF THE APPROPRIATE BLOCKS BELOW WILL ELIMINATE YOUR NEED TO SUBMIT REPORTS WHEN THE VALUES ARE ZERO. THIS WILL ALSO AID THE NATIONAL PROGRAM IN ITS QUALITY CONTROL EFFORTS.

NO SUPPLEMENTARY HOMICIDE REPORT SUBMITTED SINCE NO MURDERS, JUSTIFIABLE HOMICIDES, OR MANSLAUGHTER BY NEGLIGENCE OCCURRED IN THIS JURISDICTION DURING THE MONTH.

NO SUPPLEMENT TO RETURN A REPORT SINCE NO CRIME OFFENSES OR RECOVERY OF PROPERTY REPORTED DURING THE MONTH.

NO LAW ENFORCEMENT OFFICERS KILLED OR ASSAULTED REPORT SINCE NONE OF THE OFFICERS WERE ASSAULTED OR KILLED DURING THE MONTH.

NO AGE, SEX, AND RACE OF PERSONS ARRESTED UNDER 18 YEARS OF AGE REPORT SINCE NO ARRESTS OF PERSONS WITHIN THIS AGE GROUP.

NO AGE, SEX, AND RACE OF PERSONS ARRESTED 18 YEARS OF AGE AND OVER REPORT SINCE NO ARRESTS OF PERSONS WITHIN THIS AGE GROUP.

NO MONTHLY RETURN OF ARSON OFFENSES KNOWN TO LAW ENFORCEMENT REPORT SINCE NO ARSONS OCCURRED.

DO NOT USE THIS SPACE

	INITIALS
RECORDED	
EDITED	
ENTERED	
ADJUSTED	
CHECKED	

\* TOTALS INCLUDE PREVIOUS OFFENSES

SEPTEMBER 2017

Month and Year of Report

GAAPD 0000

Agency Identifier

OCTOBER 11, 2017

Date

ATLANTA POLICE DEPARTMENT - GEORGIA

Agency and State

*Lt. William A. Shields* LIEUTENANT  
Prepared By Title

*W. Shields* CHIEF  
Chief, Commissioner, Sheriff, or Superintendent

## PROPERTY STOLEN BY CLASSIFICATION

CLASSIFICATION	Number of Actual (Column 4)	Offenses Return A)	Monetary Value of Property Stolen
1. MURDER AND NONNEGLIGENT MANSLAUGHTER	12	5	\$ 0.00
2. FORCIBLE RAPE	20	23	\$ 1,060.00
3. ROBBERY			
(a) HIGHWAY (streets, alleys, etc.)	31	105	41,971.00
(b) COMMERCIAL HOUSE (except c, d, and f)	32	11	11,696.00
(c) GAS OR SERVICE STATION	33	2	452.00
(d) CONVENIENCE STORE	34	2	1.00
(e) RESIDENCE (anywhere on premises)	35	12	5,045.00
(f) BANK	36	2	4,538.00
(g) MISCELLANEOUS	37	6	355.00
TOTAL ROBBERY	30	140	\$ 64,058.00
5. BURGLARY - BREAKING OR ENTERING			
(a) RESIDENCE (dwelling)			
(1) NIGHT (6 p.m. - 6 a.m.)	51	73	41,357.00
(2) DAY (6 a.m. - 6 p.m.)	52	144	100,952.00
(3) UNKNOWN	53	0	0.00
(b) NON-RESIDENCE (store, office, etc.)			
(1) NIGHT (6 p.m. - 6 a.m.)	54	43	36,887.00
(2) DAY (6 a.m. - 6 p.m.)	55	23	13,673.00
(3) UNKNOWN	56	0	0.00
TOTAL BURGLARY	50	283	\$ 192,869.00
6. LARCENY - THEFT (Except Motor Vehicle Theft)			
(a) \$200 AND OVER	61	322	695,647.00
(b) \$50 TO \$200	62	87	9,532.00
(c) UNDER \$50	63	1,045	1,043.00
TOTAL LARCENY (Same as Item 6X)	60	1,454	\$ 706,222.00
7. MOTOR VEHICLE THEFT (Include Alleged Joy Ride)	70	256	\$ 377,516.00
GRAND TOTAL - ALL ITEMS	77		\$ 1,341,725.00
<b>ADDITIONAL ANALYSIS OF LARCENY AND MOTOR VEHICLE THEFT</b>			
6X. NATURE OF LARCENIES UNDER ITEM 6			
(a) POCKET-PICKING	81	7	449.00
(b) PURSE-SNATCHING	82	28	7,724.00
(c) SHOPLIFTING	83	225	30,967.00
(d) FROM MOTOR VEHICLES (except e)	84	804	449,537.00
(e) MOTOR VEHICLE PARTS AND ACCESSORIES	85	78	12,601.00
(f) BICYCLES	86	28	15,032.00
(g) FROM BUILDING (except c and h)	87	92	33,952.00
(h) FROM ANY COIN-OPERATED MACHINES (parking meters, etc.)	88	5	8,988.00
(i) ALL OTHER	89	187	146,972.00
TOTAL LARCENIES (Same as Item 6)	80	1,454	\$ 706,222.00
7X. MOTOR VEHICLES RECOVERED			
(a) STOLEN LOCALLY AND RECOVERED LOCALLY	91	33	
(b) STOLEN LOCALLY AND RECOVERED BY OTHER JURISDICTIONS	92	31	
(c) TOTAL LOCALLY STOLEN MOTOR VEHICLES RECOVERED (a & b)	93	64	
(d) STOLEN IN OTHER JURISDICTIONS AND RECOVERED LOCALLY	90	N/A	

SUPPLEMENT TO RETURN A  
MONTHLY RETURN OF OFFENSES KNOWN TO THE POLICE

1-706 (Rev. 8-30-94)  
Form Approved  
OMB No. 1110-0007

This report is authorized by law, Title 28, Section 534, U. S. Code. While you are not required to respond, your cooperation in submitting this report with the Return A will assist the FBI in compiling comprehensive, accurate figures on a timely basis.

This form deals with the nature of crime and the monetary value of property stolen and recovered. The total offenses recorded on the form should be the same as the number of actual offenses listed in Column 4 of the Return A for each crime class. Include attempted crimes on this form, but do not include unfounded offenses. If you cannot complete the report in all areas, please record as much information as is available. Tally sheets will be sent upon request.

PROPERTY BY TYPE AND VALUE

Type of Property  (1)	Data Entry	Monetary Value of Property Stolen in Your Jurisdiction	
		Stolen (2)	Recovered (3)
(A) Currency, Notes, Etc.	01	\$ 159,067.00	\$ 1.00
(B) Jewelry and Precious Metals	02	196,903.00	0.00
(C) Clothing and Furs	03	46,426.00	0.00
(D) Locally Stolen Motor Vehicles	04	377,516.00	131,221.00
(E) Office Equipment	05	11,695.00	0.00
(F) Televisions, Radios, Stereos, Etc.	06	215,748.00	3,500.00
(G) Firearms	07	18,787.00	0.00
(H) Household Goods	08	38,385.00	1.00
(I) Consumable Goods	09	21,632.00	0.00
(J) Livestock	10	0.00	0.00
(K) Miscellaneous	11	255,566.00	3.00
<b>TOTAL</b>	<b>00</b>	<b>\$ 1,341,725.00</b>	<b>\$ 134,726.00</b>

The total of this column should agree with the Grand Total (DATA ENTRY 77) shown on page 2.

Include in this column all property recovered even though stolen in prior months. The above is an accounting for only that property stolen in your jurisdiction. This will include property recovered for you by other jurisdictions, but not property you recover for them.

OCTOBER 11, 2017  
DATE

*L. W. A. Brady* LIEUTENANT  
PREPARED BY TITLE

*[Signature]* CHIEF  
CHIEF, COMMISSIONER, SHERIFF OR SUPERINTENDENT

SEPTEMBER 2017 Month and Year of Report      GAAPD 0000 Agency Identifier

ATLANTA POLICE DEPARTMENT - GEORGIA  
Agency and State

**LAW ENFORCEMENT OFFICERS KILLED OR ASSAULTED**

It is requested this report be completed and transmitted with monthly crime reports to: Director, Federal Bureau of Investigation, Uniform Crime Reports, Washington, D. C. 20535. This form should be used to report the number of your officers who were assaulted or killed in the line of duty during the month. Additional information concerning officers killed will be requested by a separate questionnaire.

**OFFICERS KILLED**

Number of your law enforcement officers killed in the line of duty this month.

By felonious act 0  
By accident or negligence 0

**Officers Assaulted (Do not include officers killed) - See other side for instructions.**

Type of Activity	Total Assaults by Weapon A	Type of Weapon					Type of Assignment						Police Assaults Cleared M
		Firearm B	Knife or Other Cutting Instrument C	Other Dangerous Weapon D	Hands, Fists, Feet, etc. E	Two-Officer Vehicle F	One-Officer Vehicle		Detective or Special Assign.		Other		
							Alone G	As-sisted H	Alone I	As-sisted J	Alone K	As-sisted L	
1. Responding to "Disturbance" calls (family quarrels, man with gun, etc.)	0												
2. Burglaries in progress or pursuing burglary suspects	0												
3. Robberies in progress or pursuing robbery suspects	0												
4. Attempting other arrests	0												
5. Civil disorder (riot, mass disobedience)	0												
6. Handling, transporting, custody of prisoners	6	3		1	2		1	5					6
7. Investigating suspicious persons or circumstances	3	2		1				3					3
8. Ambush - no warning	1	1									1		1
9. Mentally deranged	0												
10. Traffic pursuits and stops	0												
11. All Other	0												
<b>12. TOTAL (1-11)</b>	10	6	0	2	2	0	1	8	0	0	1	0	10
13. Number with personal injury	0												
14. Number without personal injury	10	6		2	2								
AM		1		1	1	2							
PM		2				3							
Time of assaults													
		12:01	2:00	4:00	6:00	8:00	10:00	12:00					

**DO NOT WRITE HERE**

Recorded	Initials
Edited	
Punched	
Verified	
Adjusted	
DOJ/FBI	

SEPTMBER 2017  
Month and Year  
ATLANTA POLICE DEPARTMENT  
Agency

GAAPD 0000  
Agency Identifier  
GEORGIA  
State

*L. L. ...*  
Prepared By  
*J. ...*  
Chief, Sheriff, Commissioner, Superintendent

LIEUTENANT  
Title  
CHIEF

MONTHLY RETURN OF ARSON OFFENSES KNOWN TO LAW ENFORCEMENT

DO-73 (2-11-82)  
Form Approved  
OMB No. 1110-0008

This report is authorized by law Title 28, Section 534, United States Code, and the enactment of the fiscal year 1979, Department of Justice Authorization Bill S. 3151. While you are not required to respond, your cooperation in using this form to report all incidents of arson which become known to your department during the month will assist the FBI in compiling comprehensive, accurate data on a timely basis. Instructions appear on reverse side.

1 PROPERTY CLASSIFICATION	2 Offenses Reported or Known to Police (Include Unfounded and Attempts)	3 Unfounded, i.e. False or Baseless Complaints	4 Number of Actual Offenses (Column 2 Minus Column 3 (Include Attempts))	5 Total Offenses Cleared by Arrest or Exceptional Means (Include Column 6)	6 Number of Clearances Involving Only Persons Under 18 Years of Age	7 Offenses Where Structures Uninhabited, Abandoned, or not Normally in Use	8 Estimated Value of Property Damage
<b>STRUCTURAL</b>							
A. Single Occupancy Residential: Houses, Townhouses, Duplexes, etc.	5	4	1			1	\$ 5,000.
B. Other Residential: Apartments, Tenements, Flats, Hotels, Motels, Inns, Dormitories, Boarding Houses, etc.	1	1					\$
C. Storage: Barns, Garages, Warehouses, etc.							\$
D. Industrial/Manufacturing							\$
E. Other Commercial: Stores, Restaurants, Offices, etc.	2	2					\$
F. Community/Public: Churches, Jails, Schools, Colleges, Hospitals, etc.							\$
G. All Other Structure: Out Buildings, Monuments, Buildings Under Construction, etc.							\$
TOTAL STRUCTURE	8	7	1			1	\$ 5,000.
<b>MOBILE</b>							
H. Motor Vehicles: Automobiles, Trucks, Buses, Motorcycles, etc.; UCR Definition	3		3				\$ 55,500.
I. Other Mobile Property: Trailers, Recreational Vehicles, Airplanes, Boats, etc.							\$
TOTAL MOBILE	3		3				\$ 55,500.
J. TOTAL OTHER: Crops, Timber, Fences, Signs, etc.	1	1					\$
GRAND TOTAL	12	8	4			1	\$ 60,500.

Agency Identifier GAAPD 0000 Month SEPTEMBER 2017  
 Agency ATLANTA POLICE DEPARTMENT State GEORGIA  
 Prepared by L. J. HINES LIEUTENANT CHIEF  
 Chief, Commissioner, Sheriff, or Superintendent

DO NOT WRITE HERE				
Recorded		Edited		
Entered		Adjusted		
Corres.				



AGENCY IDENTIFIER GAAPD 0000 REPORTING PERIOD SEPTEMBER 2017

AGENCY NAME ATLANTA POLICE DEPARTMENT

**POLICE DISPOSITION OF JUVENILES**

-Not to include neglect or traffic cases-

1. Handled within Department and released. (Warning, released to parents, etc.)	_____
2. Referred to juvenile court or probation department.	_____ 78 _____
3. Referred to welfare agency.	_____
4. Referred to other police agency.	_____
5. Referred to criminal or adult court.	_____
TOTAL	_____ 78 _____

OCTOBER 5, 2017  
DATE

Lt. [Signature] LIEUTENANT  
PREPARED BY TITLE

[Signature] CHIEF  
APPROVED BY TITLE

GCIC USE ONLY

Recorded	_____
Reviewed	_____
Punched	_____
Verified	_____

RETURN TO  
Georgia Crime Information Center/Uniform Crime Reporting  
P. O. Box 1456  
Atlanta, Georgia 30301

Return on or before the 7th of the following month

GCIC/UCR-012 (9/74)

PAGE 1 OF 1  
SUPPLEMENTARY HOMICIDE REPORT

This report is authorized by law Title 28, Section 534, United States Code. While you are not required to respond, your cooperation in using this form to list data pertaining to all homicides reported on your Return A will assist the FBI in compiling comprehensive, accurate data regarding this important classification on a timely basis.

1a. Murder and Nonnegligent Manslaughter

List below specific information for all offenses shown in item 1a of the monthly Return A. In addition, list all justifiable killings of felons by a citizen or by a peace officer in the line of duty. A brief explanation in the circumstances column regarding unfounded homicide offenses will aid the national Uniform Crime Reporting Program in editing the reports.

Incident	Situation	Victim **			Offender **			Data Code		Weapon Used (Handgun, Rifle, Shotgun, Club, Poison, etc.)	Relationship of Victim to Offender (Husband, Wife, Son, Father, Acquaintance, Neighbor, Stranger, etc.)	Circumstances (Victim shot by robber, robbery victim shot robber, killed by patron during barroom brawl, etc.)
		Age	Sex	Race	Ethnicity	Age	Sex	Race	Ethnicity			
	A	62	M	B	N	50	F	B	N	HANDGUN	BOYFRIEND	OTHER ARGUMENTS
	F	36	M	A	N					HANDGUN - 40 CAL.	UNKNOWN	OTHER
		20	M	A	N					HANDGUN - 40 CAL.	UNKNOWN	OTHER
	B	31	M	W	N					HANDGUN	UNKNOWN	OTHER
	B	17	F	B	N					HANDGUN - 40 CAL.	UNKNOWN	OTHER

\*\* - See reverse side for explanation

DO NOT WRITE HERE				
Recorded				
Edited				
Punched				
Verified				
Adjusted				

SEPTEMBER 2017  
Month and Year

GAAPD 0000  
Agency Identifier

ATLANTA POLICE DEPARTMENT  
Agency

GAORGIA  
State

LIEUTENANT  
Title

Prepared By  
*[Signature]*  
Chief, Sheriff, Commissioner, Superintendent

**ATLANTA POLICE DEPARTMENT  
AGE, SEX, AND RACE OF PERSONS ARRESTED  
17 YEARS OF AGE AND OVER**

CLASSIFICATION OF OFFENSES	SEX	AGE OF PERSON ARRESTED														TOTAL	RACE				ETHNIC																					
		17	18	19	20	21	22	23	24	29	34	39	44	49	54		59	64	65 UP	White	Black	Native Amer.	Asian/Pacific	Whi. Hispanic	Blck Hispanic																	
		17	18	19	20	21	22	23	24	29	34	39	44	49	54		59	64	65 UP																							
01a Murder/Nonnegligent Manslaughter	M																	1									2															
	F																			1									1	1												
01b Manslaughter by Negligence	M																												0													
	F																												0													
02 Forcible Rape	M																	3										5														
	F																											0														
03 Robbery	M	2	4	2	3	1	1										5	1										27														
	F							2						1														3														
04 Aggravated Assault	M	2	1		2	2	3	1	1	19	14	10	4	1	7	6	2	2	2	2								76														
	F							1		1	2	1	2	4	2	2	1											26														
05 Burglary - Breaking or Entering	M		1	1													3	7									18															
	F																											1														
06 Larceny - Theft (except Motor Vehicle Theft)	M	8	3	5	3	5	4	4	17	18	11	9	9	17	6	3	1										123															
	F	6		3	2	1	3	1	10	2	4	7	5	3	3													50														
07 Motor Vehicle Theft	M	1	1	2	2												1	1									13															
	F																											3														
08 Other Assaults	M		4	1	4	6	3	3	36	21	11	8	8	14	8	5	2	134																								
	F	1	2	4	2	1	2	2	19	12	7	2	3	3	2	2	2	86																								
09 Arson	M																										1															
	F																											0														
10 Forgery and Counterfeiting	M	1				2				8	1	1															16															
	F							1		2	1	1															5															
11 Fraud	M				1	1				8	4	2	1	3	1												21															
	F					1				3	1	2															9															
12 Embezzlement	M				1					1	1																3															
	F																										2															
13 Stolen Property; Buying, Receiving, Possessing	M	3	2		1	1	1			7	1			5	1												23															
	F					1				2	2	1															6															
14 Vandalism	M			1			1			9	2	5	1	1	2	1											23															
	F									3	1																8															
15 Weapons	M		1				3			11	1	3	1	1													24															
	F		1																								2															



ATLANTA POLICE DEPARTMENT  
AGE, SEX, AND RACE OF PERSONS ARRESTED  
17 YEARS OF AGE AND OVER

MONTH SEPTEMBER

YEAR 2017

CLASSIFICATION OF OFFENSES	SEX	AGE OF PERSON ARRESTED											TOTAL	RACE				ETHNIC											
		17	18	19	20	21	22	23	24	30	35	40		45	50	55	60	65	White	Black	Native Amer.	Asian/Pacific	Whi. Hispanic	Blck Hispanic					
		29	34	39	44	49	54	59	64	69																			
All Other Gambling	M						1																1						
	F																												0
Offenses Against Family And Children	M											1								1									
	F	1																											4
Driving Under the Influence	M				1			3	2	5	2	10	7	1	4	2	1	1		4									39
	F							4	1	4	4	1	1	1	1		2	2		17								21	
Liquor Laws	M									1	5	8	19	7	14	24	22	12	7										119
	F		2								3	1	4	2	8	2	1												23
Drunkenness	M									1	4	4	5	3		5	4											27	
	F											2	2	4			1											11	
Disorderly Conduct	M		1	2	1	2	4	2	30	13	17	10	12	11	12	9	2											128	
	F	1	1	1	3	4	1	2	9	4	7	3	3	1	4	2												46	
Vagrancy	M				1				1	3	3	4	11	4	6	1	4	38										88	
	F																											5	
All Other Offenses (except Traffic)	M	1	1	3	10	5	3	3	37	29	19	20	29	35	25	17	5	242										542	
	F					1			1	12	3	4	10	5	4	4		44										44	
Suspicion	M																											0	
	F																											0	
TOTAL		29	38	43	47	47	61	40	352	220	198	133	149	173	139	68	35	1772	246	1510	0	16	0	0	0	0	0		

SEPTEMBER 2017

Month and Year of Report

GAAPD 0000

Agency Identifier

OCTOBER 11, 2017

Date

ATLANTA POLICE DEPARTMENT - GEORGIA

Agency and State

Prepared By

*[Signature]*

LIEUTENANT

Title

CHIEF

Chief, Commissioner, Sheriff, or Superintendent

ATLANTA POLICE DEPARTMENT  
 AGE, SEX, AND RACE OF PERSONS ARRESTED  
 16 YEARS OF AGE AND UNDER

MONTH SEPTEMBER

YEAR 2017

CLASSIFICATION OF OFFENSES	SEX	AGE							RACE				ETHNIC			
		09	1012	1314	15	16	TOTAL	White	Black	Native Amer.	Asian/Pacific	Whl. Hispanic	Blck Hispanic			
Murder/Nonnegligent Manslaughter 01a	M				1											
	F										1					
Manslaughter by Negligence 01b	M															
	F															
Forcible Rape 02	M															
	F															
Robbery 03	M				1	2	3									
	F					1	1				4					
Aggravated Assault 04	M		1	1		1	3									
	F										3					
Burglary- Breaking or Entering 05	M		1	3	1	4	9									
	F										9					
Larceny - Theft (except Motor Vehicle Theft) 06	M		2	10	4	4	20									
	F				3	4	7				27					
Motor Vehicle Theft 07	M			1	3	1	5									
	F										5					
Other Assaults 08	M			1		4	5									
	F		1	5	1	7					12					
Arson 09	M						0									
	F						0									
Forgery and Counterfeiting 10	M						0									
	F						0									
Fraud 11	M						0									
	F						0									
Embezzlement 12	M						0									
	F						0									
Stolen Property: Buying, Receiving, Possessing 13	M			1		2	3									
	F						0				3					
Vandalism 14	M						0									
	F						0									
Weapons 15	M					1	1									
	F						0				1					
Prostitution and Commercialized Vice 16	M						0									
	F						0									

ATLANTA POLICE DEPARTMENT  
 AGE, SEX, AND RACE OF PERSONS ARRESTED  
 16 YEARS OF AGE AND UNDER

CLASSIFICATION OF OFFENSES	SEX	AGE						RACE					ETHNIC			
		0-9		10-14		15-16		TOTAL	White	Black	Native Amer.	Asian/Pacific	Whl. Hispanic	Blck Hispanic		
		0	9	10	12	13	14	15	16	TOTAL	White	Black	Native Amer.	Asian/Pacific	Whl. Hispanic	Blck Hispanic
17 Sex Offenses (except Rape and Prostitution)	M							1								
	F									1						
18 Drug Abuse Violations Grand Total	M	0	0	0	0	0	0	1	1	0	2	0	0	0	0	0
	F	0	0	0	0	0	0	1	1	0	2	0	0	0	0	0
180 (1) Sale/Manufacturing Subtotal	M	0	0	0	0	0	0	0	0	0	0	0	0	0	0	0
	F	0	0	0	0	0	0	0	0	0	0	0	0	0	0	0
a Opium or Cocaine and their Derivatives	M															
	F															
b Marijuana	M															
	F															
c Synthetic Narcotics	M															
	F															
d Other Dangerous Non-Narcotic Drugs	M															
	F															
185 (2) Possession Subtotal	M	0	0	0	0	0	0	1	1	0	2	0	0	0	0	0
	F	0	0	0	0	0	0	1	1	0	2	0	0	0	0	0
e Opium or Cocaine and their Derivatives	M															
	F															
f Marijuana	M							1	1							
	F							1	1		2					
g Synthetic Narcotics	M															
	F															
h Other Dangerous Non-Narcotic Drugs	M															
	F															
19 Gambling Total	M	0	0	0	0	0	0	0	0	0	0	0	0	0	0	0
	F	0	0	0	0	0	0	0	0	0	0	0	0	0	0	0
a Bookmaking	M															
	F															
b Numbers and Lottery	M															
	F															
c All Other Gambling	M															
	F															
20 Offenses Against Family and Children	M															
	F															

ATLANTA POLICE DEPARTMENT  
 AGE, SEX, AND RACE OF PERSONS ARRESTED  
 16 YEARS OF AGE AND UNDER

MONTH SEPTEMBER

YEAR 2017

CLASSIFICATION OF OFFENSES	SEX	AGE						RACE				ETHNIC				
		0 9	10 12	13 14	15	16	TOTAL	White	Black	Native Amer.	Asian/Pacific	Whi. Hispanic	Blk Hispanic			
		Driving Under the Influence	M					0								
Liquor Laws	F					0										
Drunkenness	M					0										
Disorderly Conduct	F					0										
Vagrancy	M					0										
All Other Offenses (except Traffic)	M			1	1	1	3									
Suspicion	F					0					3					
Curfew and Loitering	M			5	1	6										
Run-Aways	F			1		1					7					
	M					0										
	F					0										
<b>Total</b>		0	5	29	16	28	78	0	78	0	78	0	0	0	0	0

SEPTEMBER 2017  
 Month and Year of Report

GAAPD 0000  
 Agency Identifier

OCTOBER 12, 2017  
 Date

ATLANTA POLICE DEPARTMENT - GEORGIA  
 Agency and State

*[Signature]*  
 Prepared By LIEUTENANT

*[Signature]*  
CHIEF  
 Chief, Commissioner, Sheriff, or Superintendent



**UNIFORM CRIME REPORTING**

**LAW ENFORCEMENT  
OPERATIONS  
&  
MANAGEMENT**

**CRIME AREA COMPARISON**

**SUPPORT SERVICES DIVISION  
Information Services Section**

**SEPTEMBER 2017  
SEPTEMBER 2016**

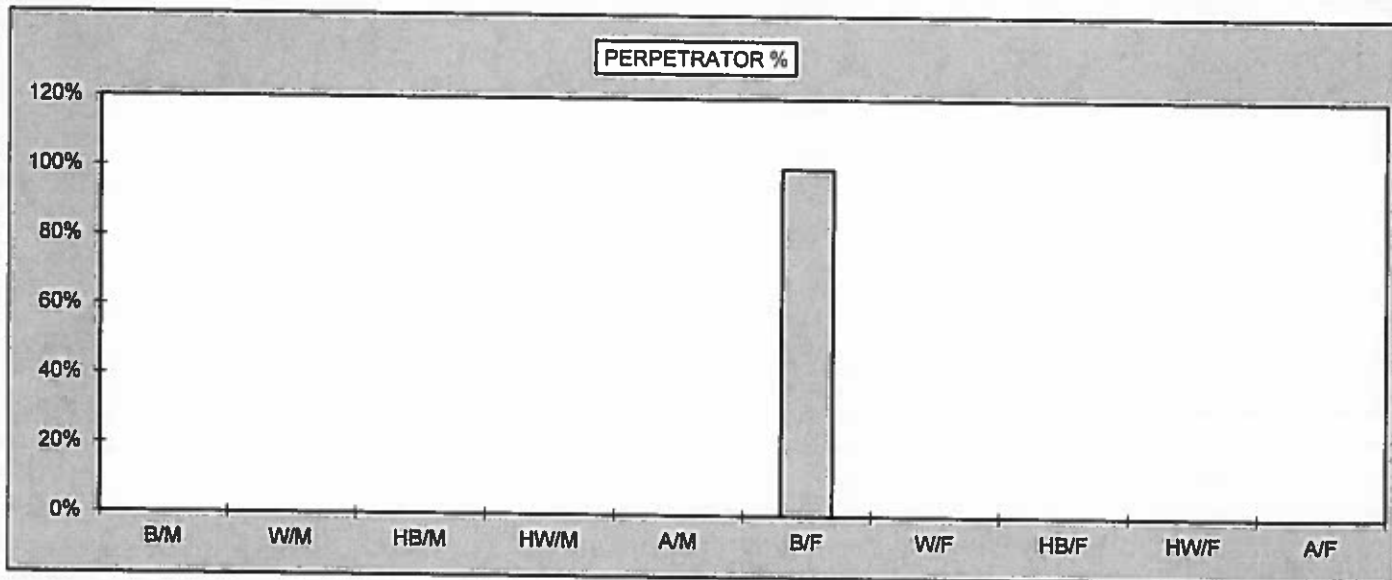
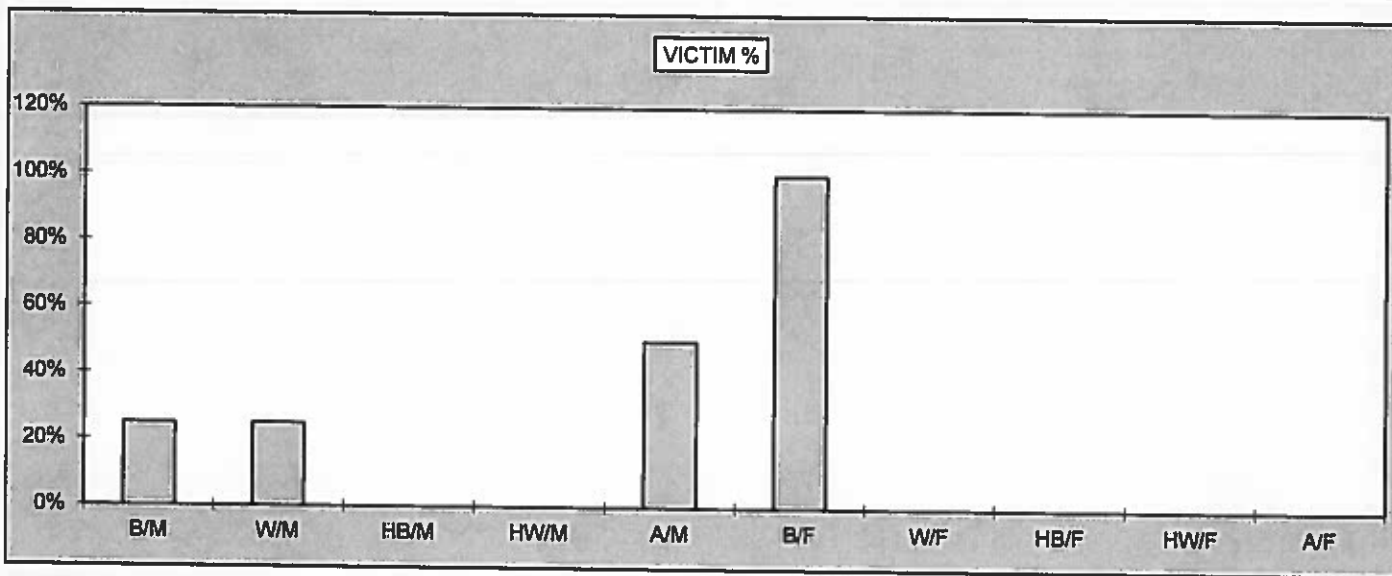
**2017  
SEPTEMBER HOMICIDE COMPARISON  
BY RACE, SEX, AND ETHNIC ORIGIN**

	VICTIM	PERPETRATOR
B/M	1	0
W/M	1	0
HB/M	0	0
HW/M	0	0
A/M	2	0
<b>TOTAL MALES</b>	<b>4</b>	<b>0</b>
B/F	1	1
W/F	0	0
HB/F	0	0
HW/F	0	0
A/F	0	0
<b>TOTAL FEMALES</b>	<b>1</b>	<b>1</b>
<b>TOTAL</b>	<b>5</b>	<b>1</b>

	VICTIM %	PERPETRATOR %
B/M	25%	0%
W/M	25%	0%
HB/M	0%	0%
HW/M	0%	0%
A/M	50%	0%

B/F	100%	100%
W/F	0%	0%
HB/F	0%	0%
HW/F	0%	0%
A/F	0%	0%

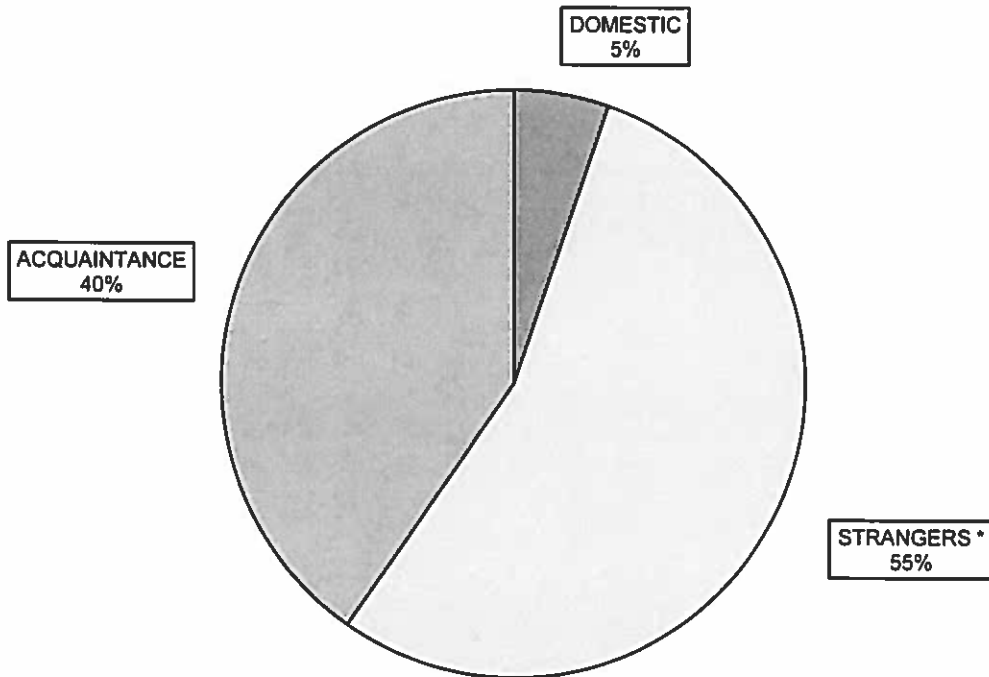
**PERPETRATOR UNKNOWN FOR 4 HOMICIDES**



**2017  
HOMICIDE BREAKDOWN  
YEAR TO DATE**

SEPTEMBER							
MONTH	ACTUAL	DOMESTIC	%	STRANGERS *	%	ACQUAINTANCE	%
JANUARY	11	1	9%	6	55%	4	36%
FEBRUARY	4	1	25%	2	50%	1	25%
MARCH	2	0	0%	1	50%	1	50%
APRIL	6	0	0%	4	67%	2	33%
MAY	4	1	25%	1	25%	2	50%
JUNE	10	0	0%	4	40%	6	60%
JULY	9	0	0%	7	78%	2	22%
AUGUST	6	0	0%	2	33%	4	67%
SEPTEMBER	5	0	0%	4	80%	1	20%
OCTOBER							
NOVEMBER							
DECEMBER							
<b>TOTAL</b>	<b>57</b>	<b>3</b>	<b>5%</b>	<b>31</b>	<b>55%</b>	<b>23</b>	<b>40%</b>

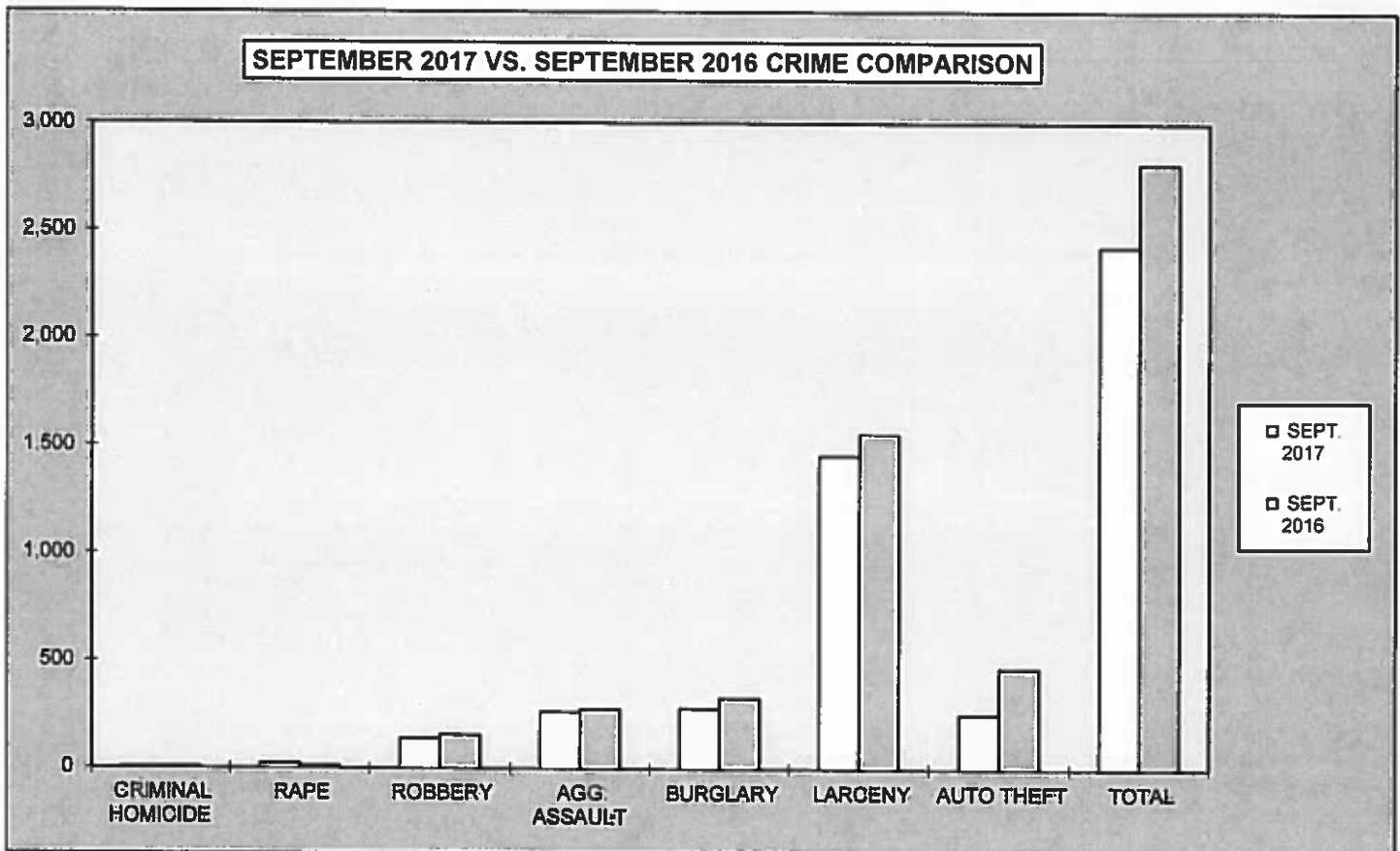
**HOMICIDE BREAKDOWN BY VICTIM/OFFENDER RELATIONSHIP**



\* UNKNOWNNS INCLUDED IN WITH STRANGERS

**2017  
MONTHLY CRIME COMPARISON**

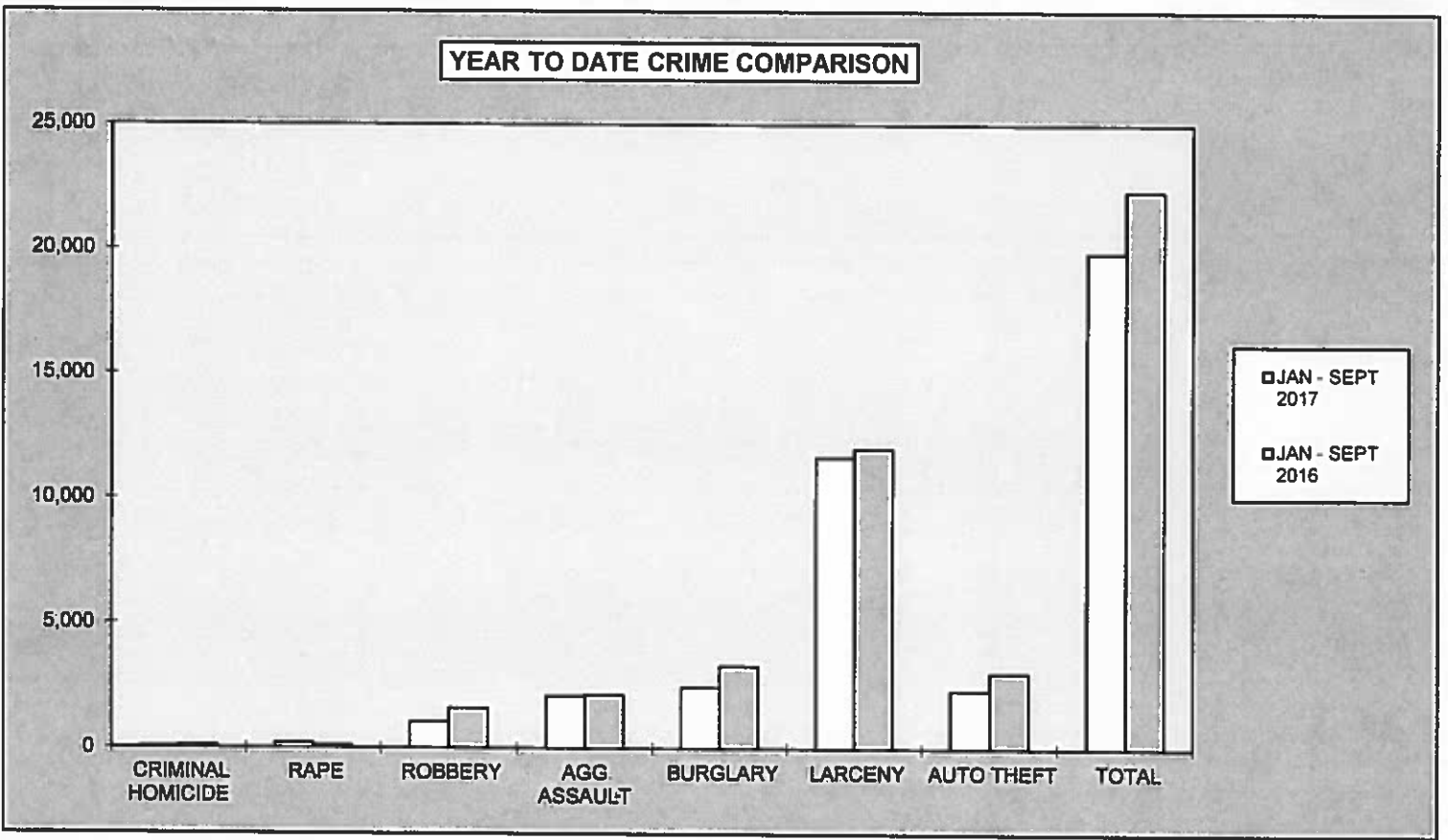
CRIME	SEPT. 2017	SEPT. 2016	# DIFFERENCE	% DIFFERENCE
CRIMINAL HOMICIDE	5	8	-3	-38%
RAPE	23	12	11	92%
ROBBERY	140	157	-17	-11%
AGG. ASSAULT	265	279	-14	-5%
BURGLARY	283	332	-49	-15%
RESIDENCE	217	260	-43	-17%
NON-RESIDENCE	66	72	-6	-8%
LARCENY	1,454	1,553	-99	-6%
POCKETPICKING	7	4	3	75%
PURSE SNATCHING	28	34	-6	-18%
SHOPLIFTING	225	180	45	25%
FROM MOTOR VEHICLES	804	947	-143	-15%
MOTOR VEH. PARTS/ACCESSORIES	78	90	-12	-13%
BICYCLES	28	11	17	155%
FROM BUILDINGS	92	138	-46	-33%
FROM COIN OPERATED MACHINES	5	1	4	400%
ALL OTHER	187	148	39	26%
AUTO THEFT	256	470	-214	-46%
<b>TOTAL</b>	<b>2,426</b>	<b>2,811</b>	<b>-385</b>	<b>-14%</b>



**2017  
YEAR TO DATE CRIME COMPARISON**

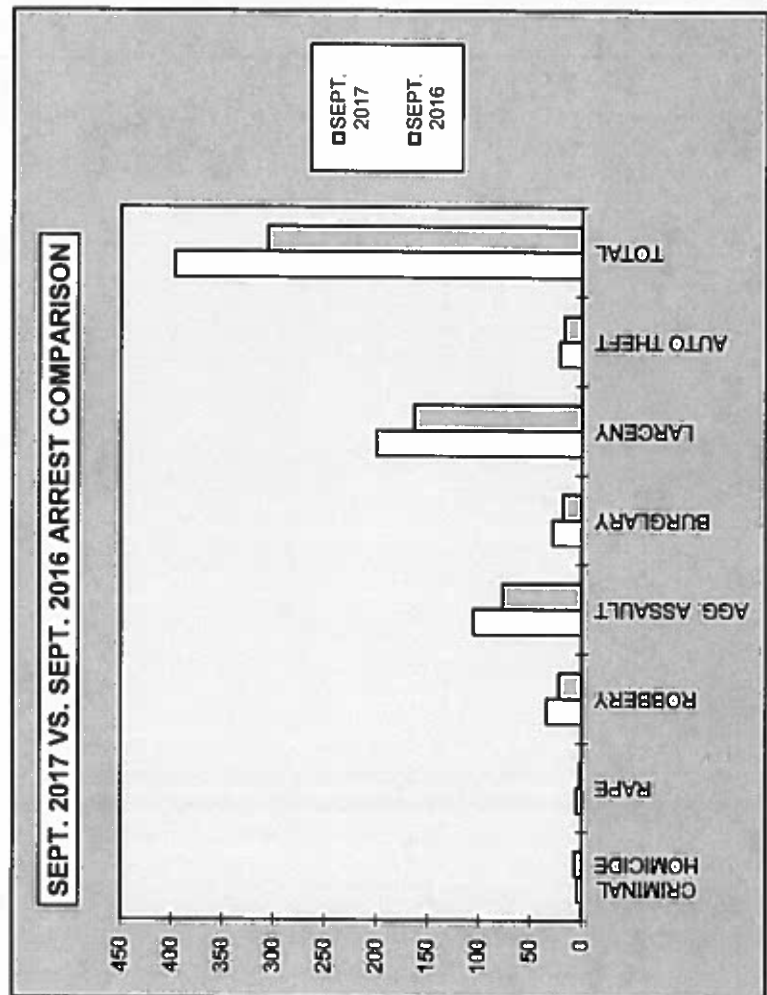
<b>FIRST 9 MONTHS</b>				
<b>CRIME</b>	<b>JAN - SEPT 2017</b>	<b>JAN - SEPT 2016</b>	<b># DIFFERENCE</b>	<b>% DIFFERENCE</b>
CRIMINAL HOMICIDE	57	85	-28	-33%
RAPE	193	106	87	82%
ROBBERY	1,038	1,597	-559	-35%
AGG. ASSAULT	2,102	2,159	-57	-3%
BURGLARY	2,457	3,309	-852	-26%
RESIDENCE	1,880	2,585	-705	-27%
NON-RESIDENCE	577	724	-147	-20%
LARCENY	11,664	12,008	-344	-3%
POCKETPICKING	58	50	8	16%
PURSE SNATCHING	178	215	-37	-17%
SHOPLIFTING	1,771	1,909	-138	-7%
FROM MOTOR VEHICLES	6,201	6,413	-212	-3%
MOTOR VEH. PARTS/ACCESSORIES	623	757	-134	-18%
BICYCLES	196	216	-20	-9%
FROM BUILDINGS	1,014	1,080	-66	-6%
FROM COIN OPERATED MACHINES	14	26	-12	-46%
ALL OTHER	1,609	1,342	267	20%
AUTO THEFT	2,338	3,052	-714	-23%
<b>TOTAL</b>	<b>19,849</b>	<b>22,316</b>	<b>-2,467</b>	<b>-11%</b>

**YEAR TO DATE CRIME COMPARISON**

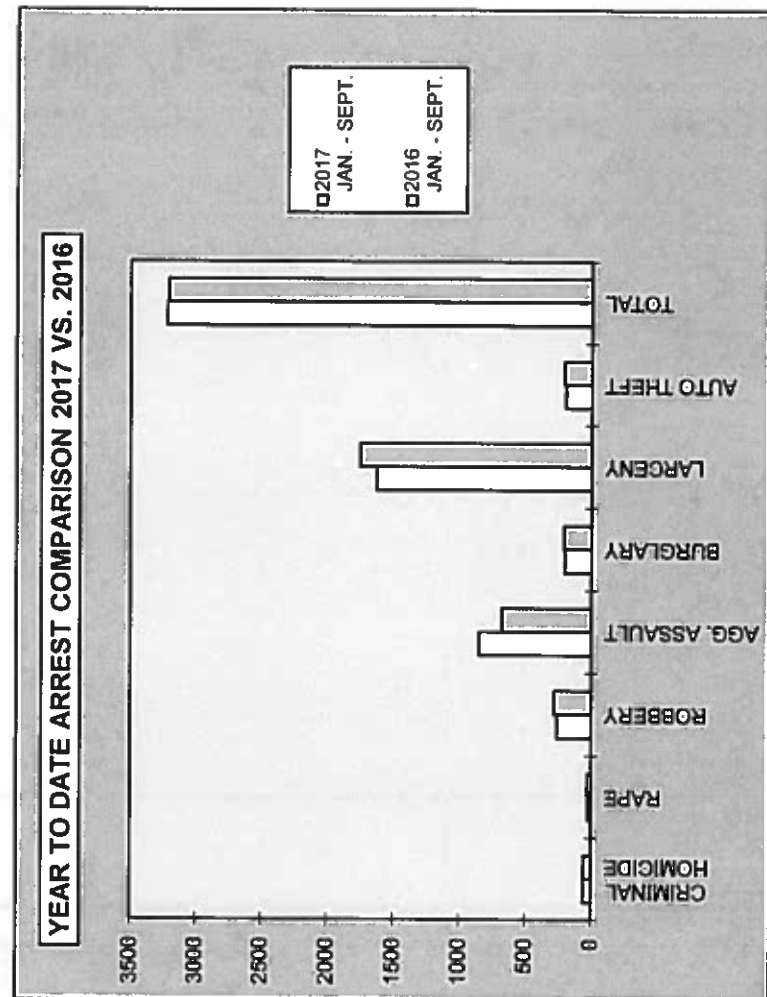


2017  
ARREST COMPARISON

SEPTEMBER ARREST COMPARISON					
CRIME	SEPT. 2017	SEPT. 2016	# DIFFERENCE	% DIFFERENCE	
CRIMINAL HOMICIDE	4	7	-3	-43%	
RAPE	5	2	3	150%	
ROBBERY	34	22	12	55%	
AGG. ASSAULT	105	77	28	36%	
BURGLARY	28	18	10	56%	
LARCENY	200	163	37	23%	
AUTO THEFT	21	17	4	24%	
<b>TOTAL</b>	<b>397</b>	<b>306</b>	<b>91</b>	<b>30%</b>	

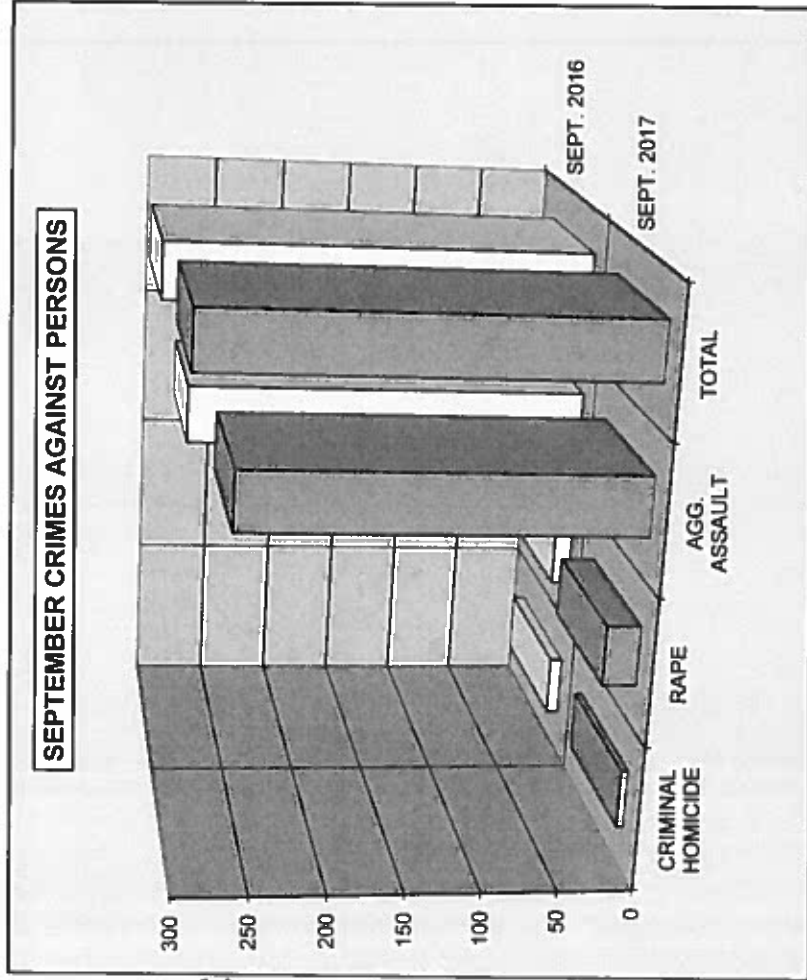


FIRST 9 MONTHS ARREST COMPARISON					
CRIME	2017		2016		% DIFFERENCE
	JAN - SEPT	#	JAN - SEPT	#	
CRIMINAL HOMICIDE	59	54	5	9%	
RAPE	26	27	-1	-4%	
ROBBERY	261	282	-21	-7%	
AGG. ASSAULT	849	678	171	25%	
BURGLARY	203	210	-7	-3%	
LARCENY	1,625	1,752	-127	-7%	
AUTO THEFT	195	204	-9	-4%	
<b>TOTAL</b>	<b>3,218</b>	<b>3,207</b>	<b>11</b>	<b>0%</b>	

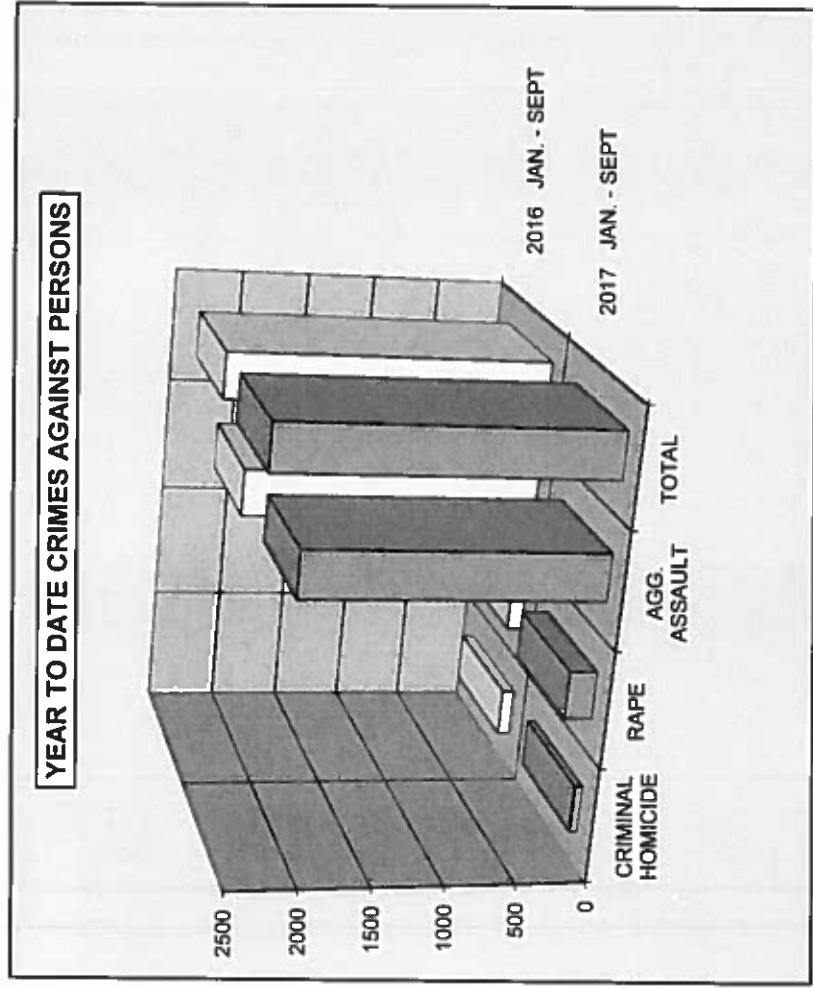


**2017  
CRIME COMPARISON  
CRIMES AGAINST PERSONS**

SEPTEMBER					
CRIME	SEPT 2017	SEPT 2016	# DIFFERENCE	% DIFFERENCE	
CRIMINAL HOMICIDE	5	8	-3	-38%	
RAPE	23	12	11	92%	
AGG. ASSAULT	265	279	-14	-5%	
<b>TOTAL</b>	<b>293</b>	<b>299</b>	<b>-6</b>	<b>-2%</b>	

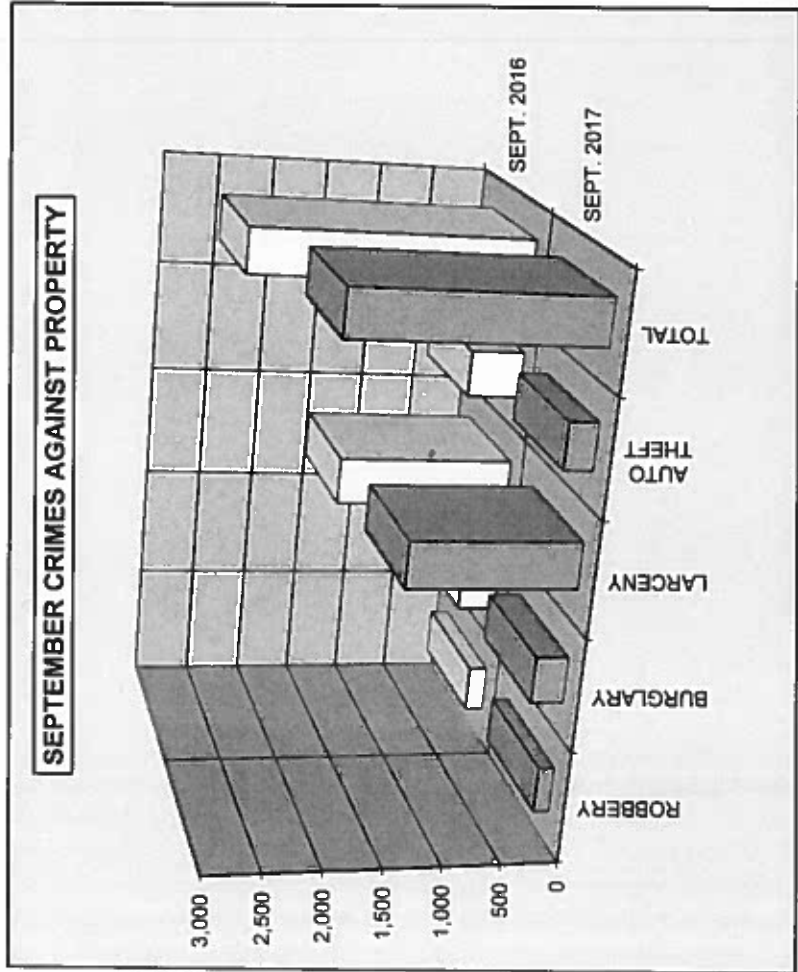


FIRST 9 MONTHS					
CRIME	2017 JAN - SEPT	2016 JAN - SEPT	# DIFFERENCE	% DIFFERENCE	
CRIMINAL HOMICIDE	57	85	-28	-33%	
RAPE	193	106	87	82%	
AGG. ASSAULT	2,102	2,159	-57	-3%	
<b>TOTAL</b>	<b>2,352</b>	<b>2,350</b>	<b>2</b>	<b>0%</b>	

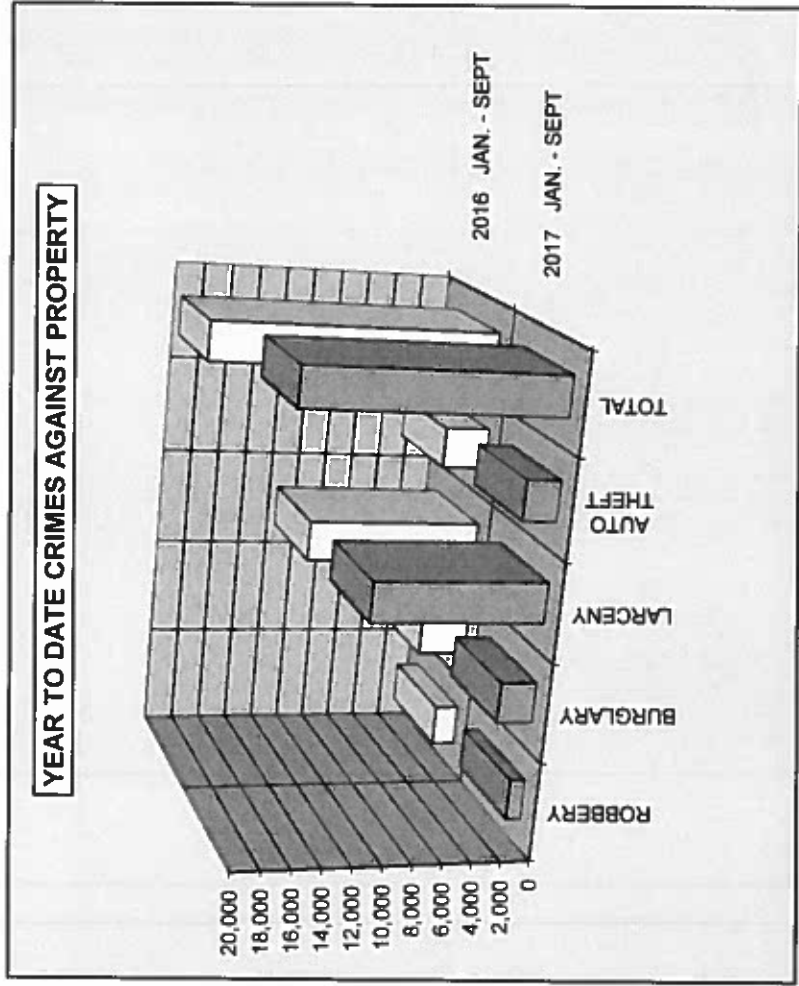


**2017  
CRIME COMPARISON  
CRIMES AGAINST PROPERTY**

SEPTEMBER				
CRIME	SEPT. 2017	SEPT. 2016	# DIFFERENCE	% DIFFERENCE
ROBBERY	140	157	-17	-11%
BURGLARY	283	332	-49	-15%
LARCENY	1,454	1,553	-99	-6%
AUTO THEFT	256	470	-214	-46%
<b>TOTAL</b>	<b>2,133</b>	<b>2,512</b>	<b>-379</b>	<b>-15%</b>



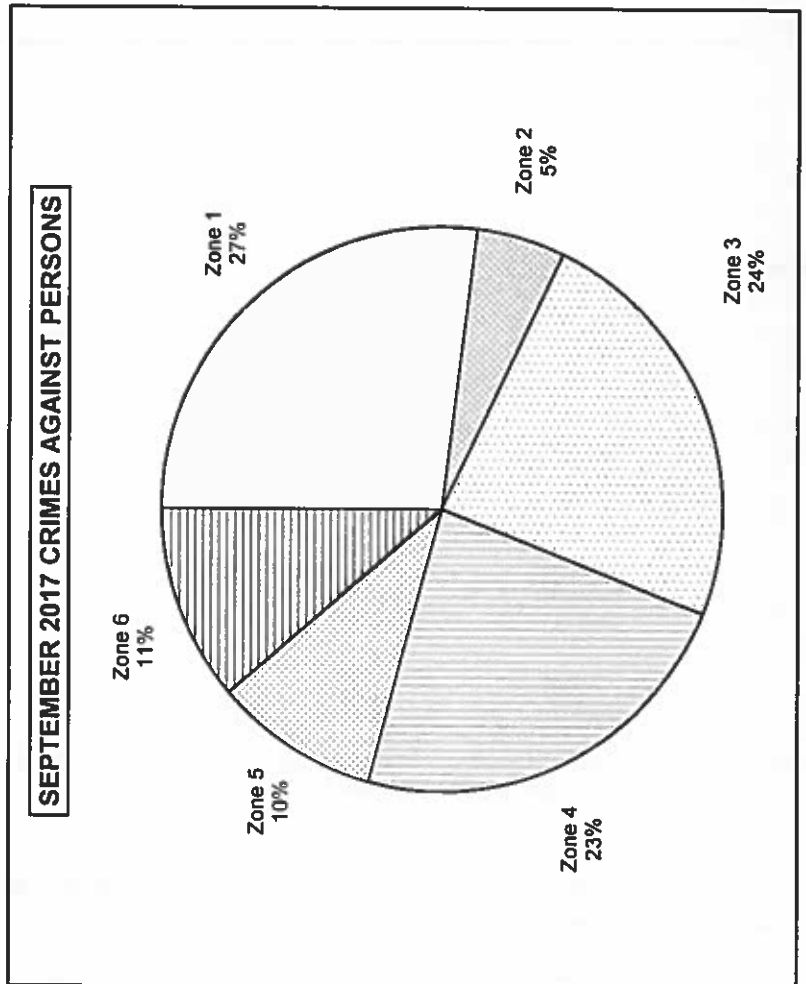
FIRST 9 MONTHS				
CRIME	2017 JAN - SEPT	2016 JAN - SEPT	# DIFFERENCE	% DIFFERENCE
ROBBERY	1,038	1,597	-559	-35%
BURGLARY	2,457	3,309	-852	-26%
LARCENY	11,664	12,008	-344	-3%
AUTO THEFT	2,338	3,052	-714	-23%
<b>TOTAL</b>	<b>17,497</b>	<b>19,966</b>	<b>-2,469</b>	<b>-12%</b>



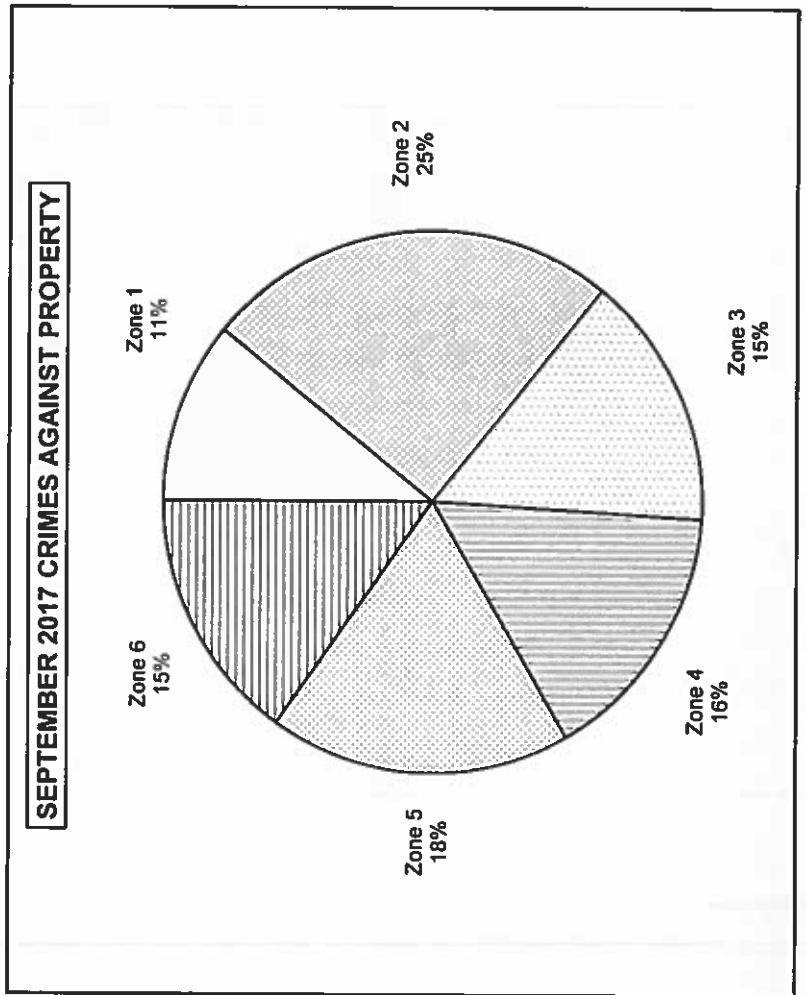


**2017  
AREA BREAKDOWN  
CRIMES AGAINST PERSONS AND PROPERTY**

SEPTEMBER 2017 CRIMES AGAINST PERSONS BY ZONE						
CRIME	Zone 1	Zone 2	Zone 3	Zone 4	Zone 5	Zone 6
CRIMINAL HOMICIDE	4	0	0	1	0	0
RAPE	6	3	4	4	3	3
AGG. ASSAULT	69	12	66	63	25	30
<b>TOTAL CRIMES AGAINST PERSONS</b>	<b>79</b>	<b>15</b>	<b>70</b>	<b>68</b>	<b>28</b>	<b>33</b>

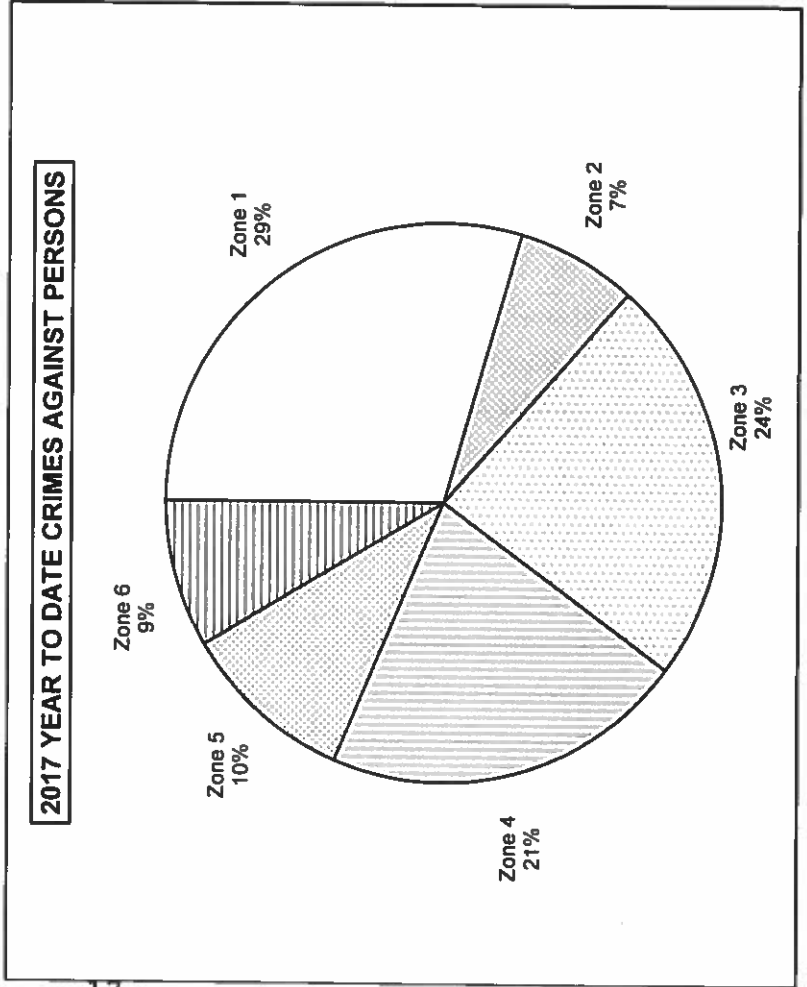


SEPTEMBER 2017 CRIMES AGAINST PROPERTY BY ZONE						
CRIME	Zone 1	Zone 2	Zone 3	Zone 4	Zone 5	Zone 6
ROBBERY	17	21	31	32	21	18
BURGLARY	55	36	60	61	31	40
LARCENY	127	416	179	192	293	247
AUTO THEFT	32	59	55	50	41	19
<b>TOTAL CRIMES AGAINST PROPERTY</b>	<b>231</b>	<b>532</b>	<b>325</b>	<b>335</b>	<b>386</b>	<b>324</b>

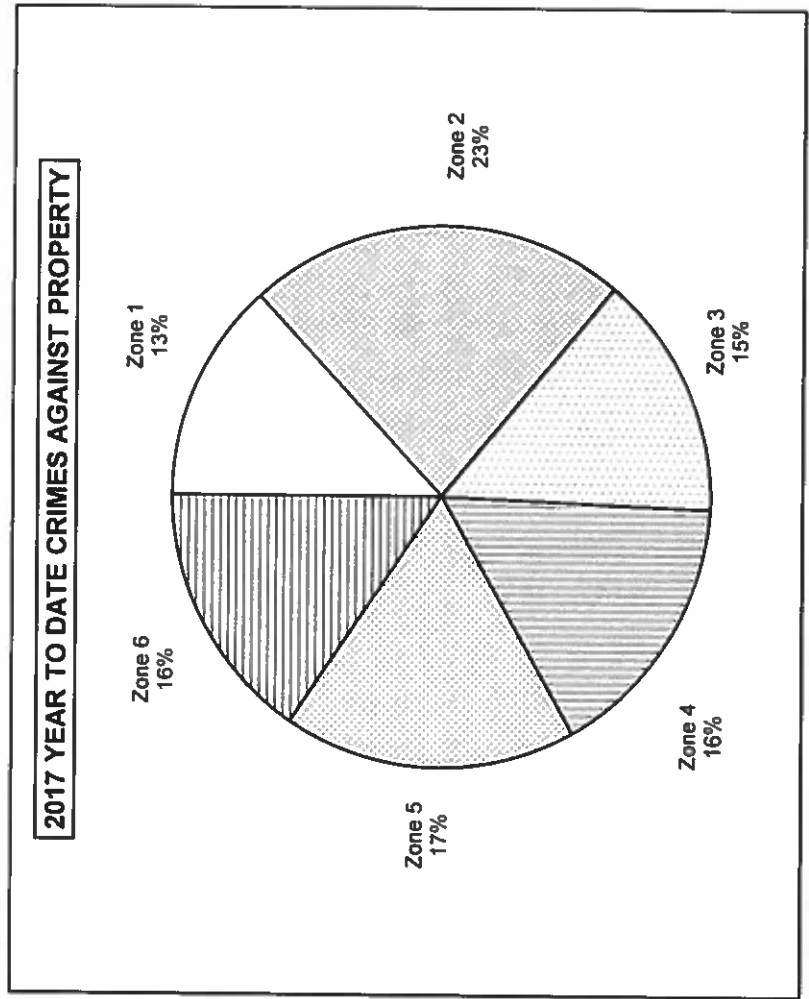


**2017**  
**YEAR TO DATE AREA BREAKDOWN**  
**CRIMES AGAINST PERSONS AND PROPERTY**

FIRST 9 MONTHS 2017 CRIMES AGAINST PERSONS BY ZONE						
CRIME	Zone 1	Zone 2	Zone 3	Zone 4	Zone 5	Zone 6
CRIMINAL HOMICIDE	19	6	14	9	5	4
RAPE	47	24	37	32	36	17
AGG. ASSAULT	627	136	503	459	197	180
<b>TOTAL CRIMES AGAINST PERSONS</b>	<b>693</b>	<b>166</b>	<b>554</b>	<b>500</b>	<b>238</b>	<b>201</b>

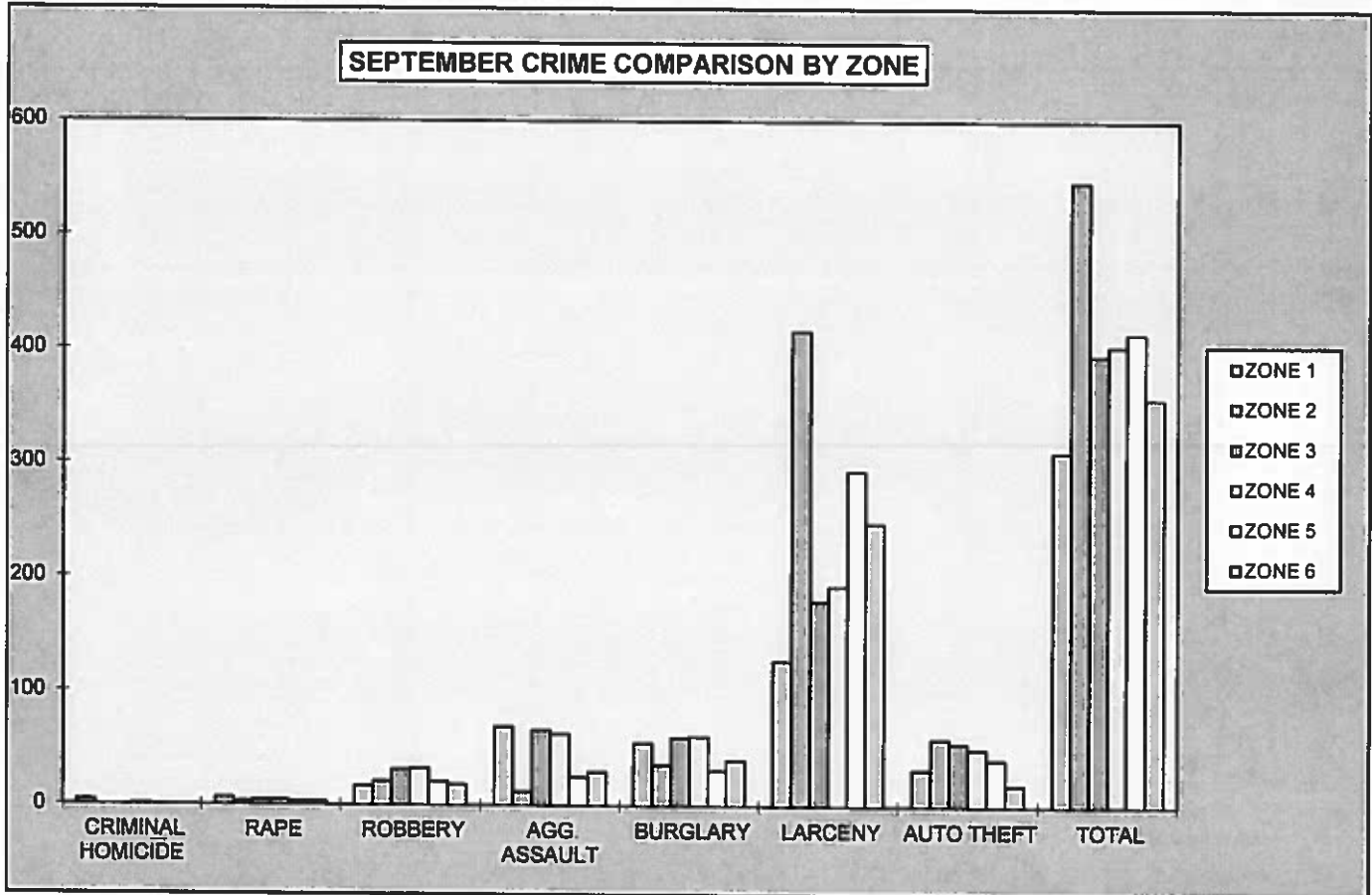


FIRST 9 MONTHS 2017 CRIMES AGAINST PROPERTY BY ZONE						
CRIME	Zone 1	Zone 2	Zone 3	Zone 4	Zone 5	Zone 6
ROBBERY	187	136	210	215	140	150
BURGLARY	534	372	467	583	141	360
LARCENY	1,195	3,070	1,366	1,555	2,498	1,980
AUTO THEFT	388	421	520	473	292	244
<b>TOTAL CRIMES AGAINST PROPERTY</b>	<b>2,304</b>	<b>3,999</b>	<b>2,563</b>	<b>2,826</b>	<b>3,071</b>	<b>2,734</b>



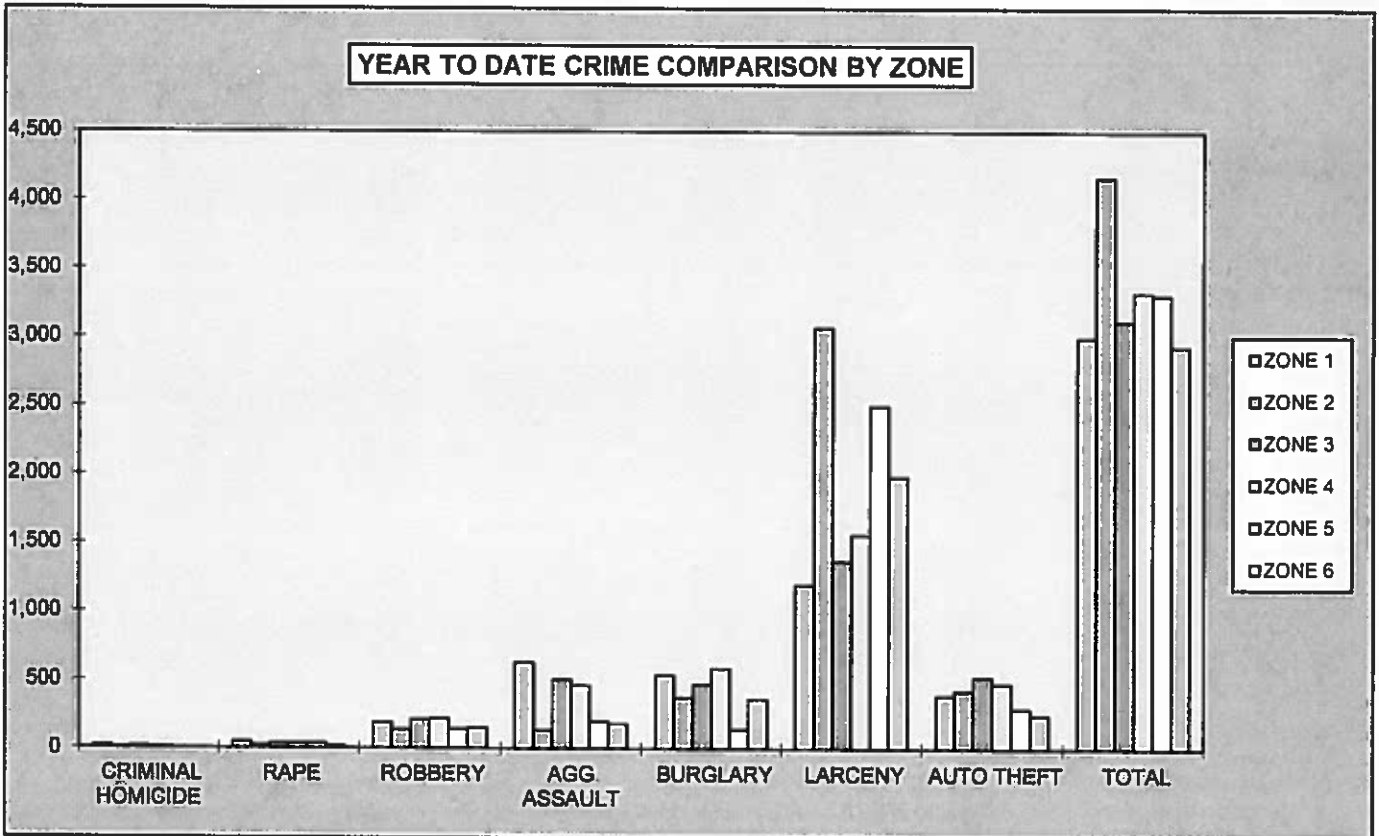
**2017  
AREA BREAKDOWN**

<b>SEPTEMBER CRIME COMPARISON BY ZONE</b>						
<b>CRIME</b>	<b>ZONE 1</b>	<b>ZONE 2</b>	<b>ZONE 3</b>	<b>ZONE 4</b>	<b>ZONE 5</b>	<b>ZONE 6</b>
CRIMINAL HOMICIDE	4	0	0	1	0	0
RAPE	6	3	4	4	3	3
ROBBERY	17	21	31	32	21	18
AGG. ASSAULT	69	12	66	63	25	30
BURGLARY	55	36	60	61	31	40
RESIDENCE	46	26	43	50	18	34
NON-RESIDENCE	9	10	17	11	13	6
LARCENY	127	416	179	192	293	247
POCKETPICKING	1	2	0	1	2	1
PURSE SNATCHING	5	5	5	5	4	4
SHOPLIFTING	17	97	15	26	37	33
FROM MOTOR VEHICLES	44	246	96	98	168	152
MOTOR VEH. PARTS/ACCESSORIES	17	6	13	15	15	12
BICYCLES	1	2	2	2	14	7
FROM BUILDINGS	9	17	8	13	32	13
FROM COIN OPERATED MACHINES	4	0	0	0	0	1
ALL OTHER	29	41	40	32	21	24
AUTO THEFT	32	59	55	50	41	19
<b>TOTAL</b>	<b>310</b>	<b>547</b>	<b>395</b>	<b>403</b>	<b>414</b>	<b>357</b>



**2017  
YEAR TO DATE AREA BREAKDOWN**

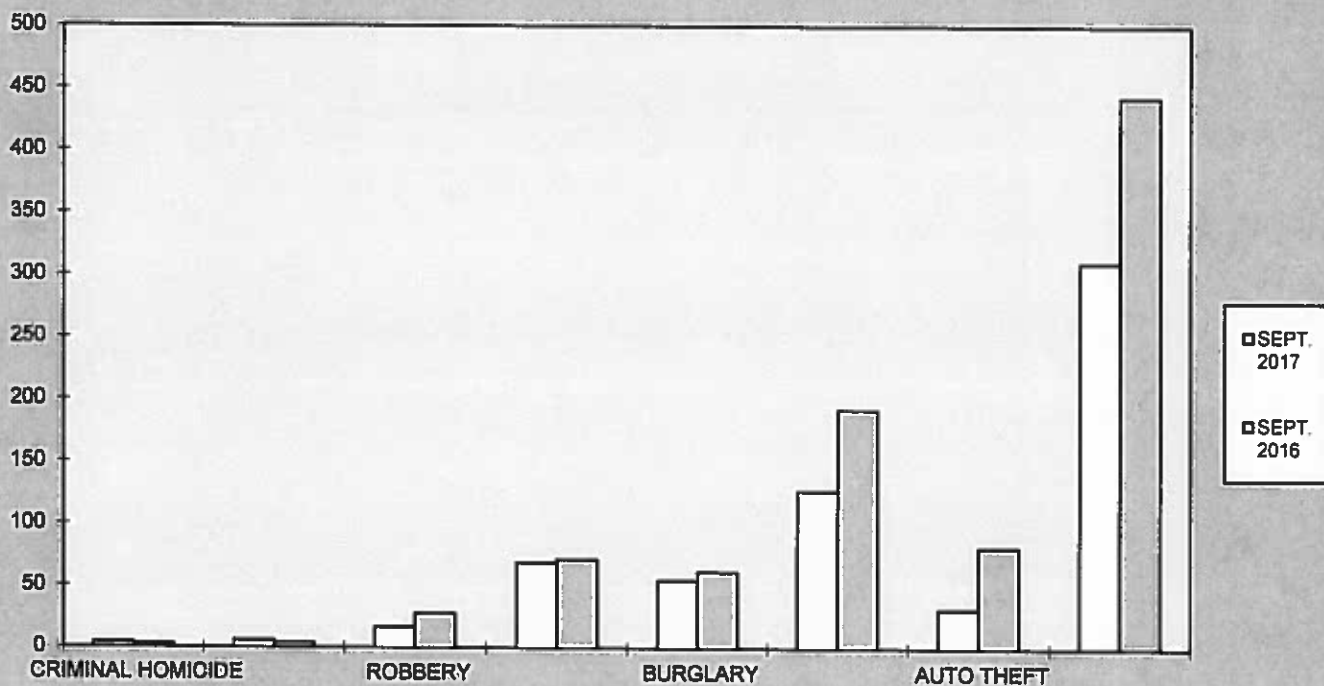
<b>FIRST 9 MONTHS CRIME COMPARISON BY ZONE</b>						
<b>CRIME</b>	<b>ZONE 1</b>	<b>ZONE 2</b>	<b>ZONE 3</b>	<b>ZONE 4</b>	<b>ZONE 5</b>	<b>ZONE 6</b>
CRIMINAL HOMICIDE	19	6	14	9	5	4
RAPE	47	24	37	32	36	17
ROBBERY	187	136	210	215	140	150
AGG. ASSAULT	627	136	503	459	197	180
BURGLARY	534	372	467	583	141	360
RESIDENCE	457	243	360	473	74	273
NON-RESIDENCE	77	129	107	110	67	87
LARCENY	1,195	3,070	1,366	1,555	2,498	1,980
POCKETPICKING	2	26	2	5	16	7
PURSE SNATCHING	36	18	23	44	36	21
SHOPLIFTING	171	688	111	217	233	351
FROM MOTOR VEHICLES	495	1,665	672	790	1,490	1,089
MOTOR VEH. PARTS/ACCESSORIES	139	85	145	96	95	63
BICYCLES	5	27	12	13	63	76
FROM BUILDINGS	120	232	108	109	339	106
FROM COIN OPERATED MACHINES	7	0	1	1	2	3
ALL OTHER	220	329	292	280	224	264
AUTO THEFT	388	421	520	473	292	244
<b>TOTAL</b>	<b>2,997</b>	<b>4,165</b>	<b>3,117</b>	<b>3,326</b>	<b>3,309</b>	<b>2,935</b>



**2017  
MONTHLY CRIME COMPARISON**

<b>ZONE 1</b>				
<b>CRIME</b>	<b>SEPT. 2017</b>	<b>SEPT. 2016</b>	<b># DIFFERENCE</b>	<b>% DIFFERENCE</b>
CRIMINAL HOMICIDE	4	3	1	33%
RAPE	6	4	2	50%
ROBBERY	17	28	-11	-39%
AGG. ASSAULT	69	72	-3	-4%
BURGLARY	55	62	-7	-11%
RESIDENCE	46	47	-1	-2%
NON-RESIDENCE	9	15	-6	-40%
LARCENY	127	192	-65	-34%
POCKETPICKING	1	0	1	100%
PURSE SNATCHING	5	7	-2	-29%
SHOPLIFTING	17	17	0	0%
FROM MOTOR VEHICLES	44	105	-61	-58%
MOTOR VEH. PARTS/ACCESSORIES	17	23	-6	-26%
BICYCLES	1	0	1	100%
FROM BUILDINGS	9	16	-7	-44%
FROM COIN OPERATED MACHINES	4	0	4	100%
ALL OTHER	29	24	5	21%
AUTO THEFT	32	82	-50	-61%
<b>TOTAL</b>	<b>310</b>	<b>443</b>	<b>-133</b>	<b>-30%</b>

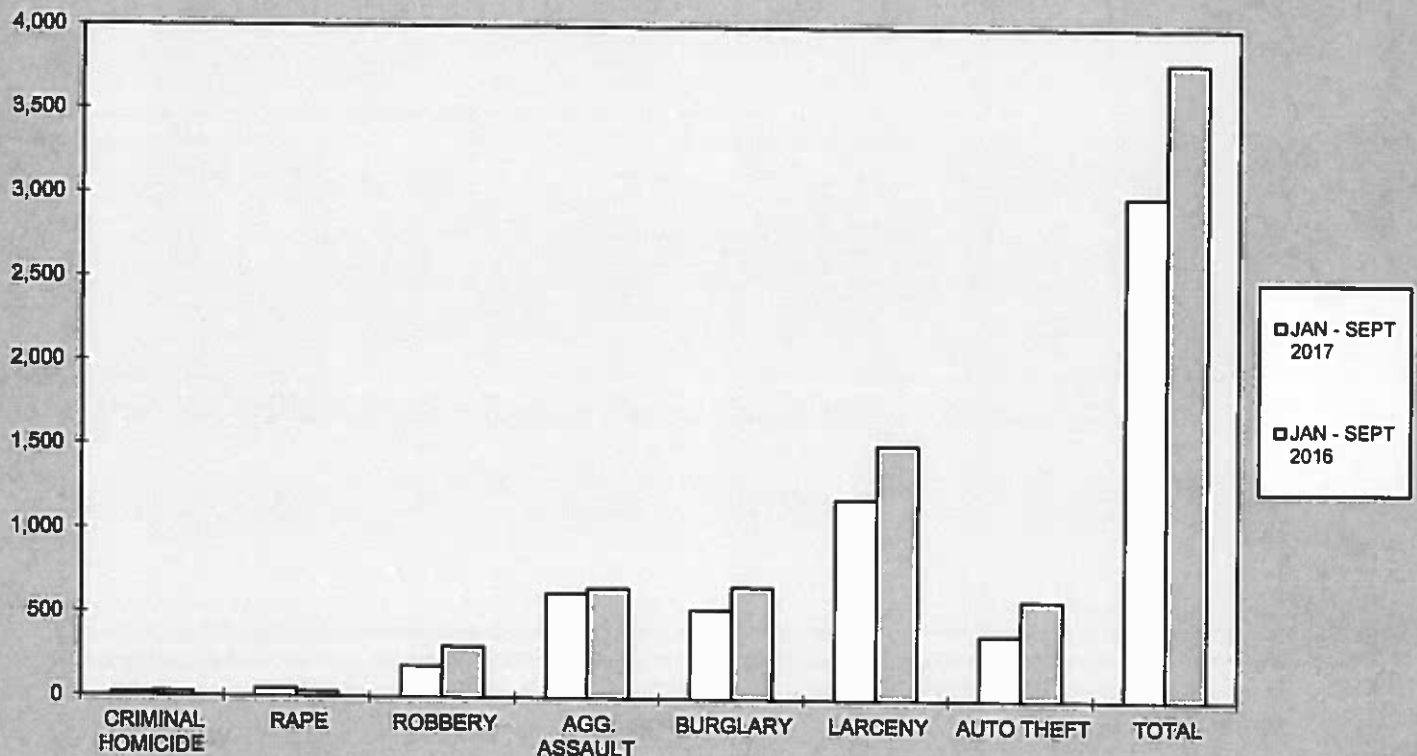
**ZONE 1 SEPTEMBER 2017 VS. SEPTEMBER 2016 CRIME COMPARISON**



**2017  
YEAR TO DATE CRIME COMPARISON**

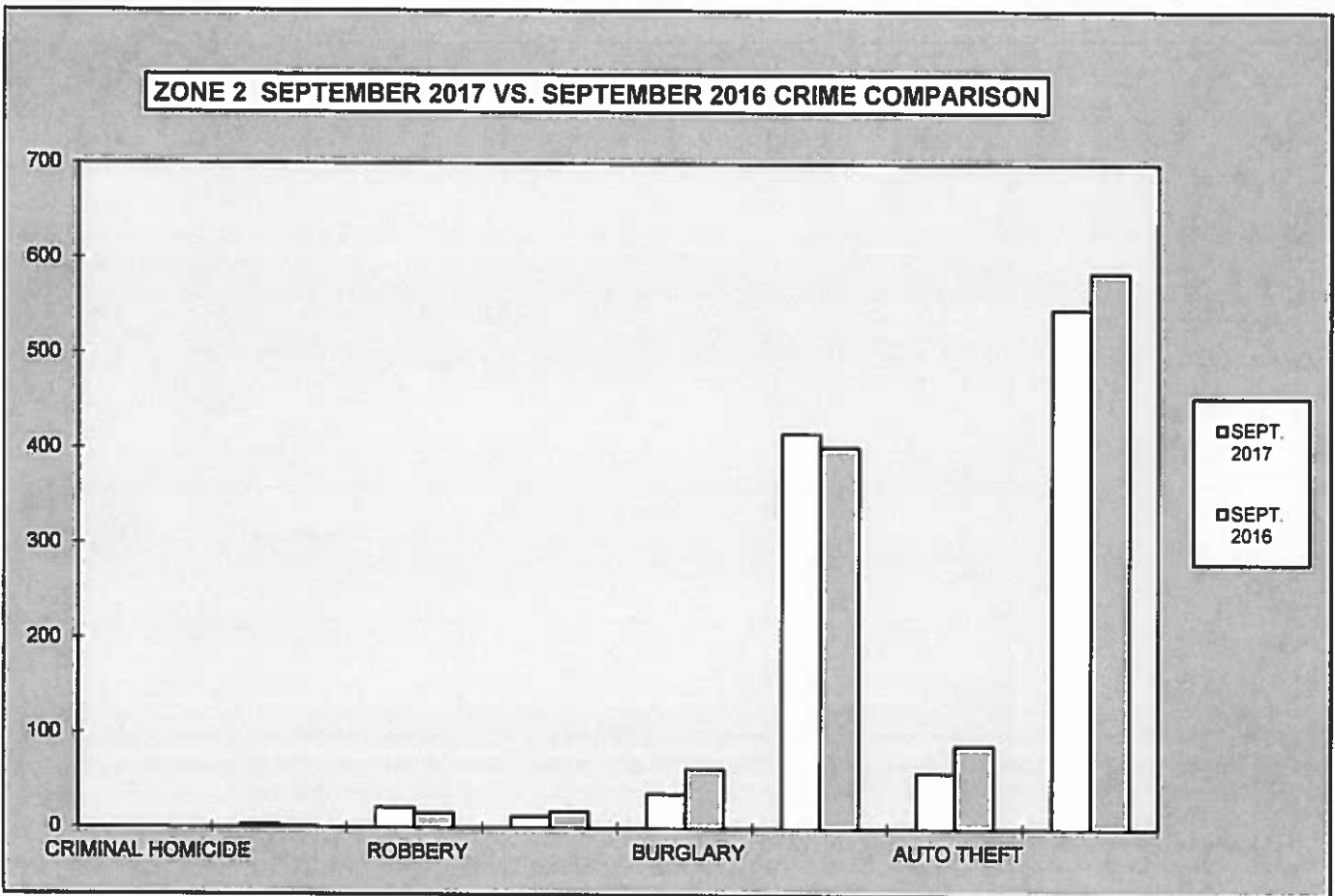
<b>ZONE 1</b>				
<b>CRIME</b>	<b>JAN - SEPT 2017</b>	<b>JAN - SEPT 2016</b>	<b># DIFFERENCE</b>	<b>% DIFFERENCE</b>
CRIMINAL HOMICIDE	19	24	-5	-21%
RAPE	47	28	19	68%
ROBBERY	187	304	-117	-38%
AGG. ASSAULT	627	658	-31	-5%
BURGLARY	534	670	-136	-20%
RESIDENCE	457	581	-124	-21%
NON-RESIDENCE	77	89	-12	-13%
LARCENY	1,195	1,516	-321	-21%
POCKETPICKING	2	5	-3	-60%
PURSE SNATCHING	36	41	-5	-12%
SHOPLIFTING	171	241	-70	-29%
FROM MOTOR VEHICLES	495	723	-228	-32%
MOTOR VEH. PARTS/ACCESSORIES	139	160	-21	-13%
BICYCLES	5	5	0	0%
FROM BUILDINGS	120	121	-1	-1%
FROM COIN OPERATED MACHINES	7	3	4	133%
ALL OTHER	220	217	3	1%
AUTO THEFT	388	594	-206	-35%
<b>TOTAL</b>	<b>2,997</b>	<b>3,794</b>	<b>-797</b>	<b>-21%</b>

**ZONE 1 YEAR TO DATE CRIME COMPARISON**



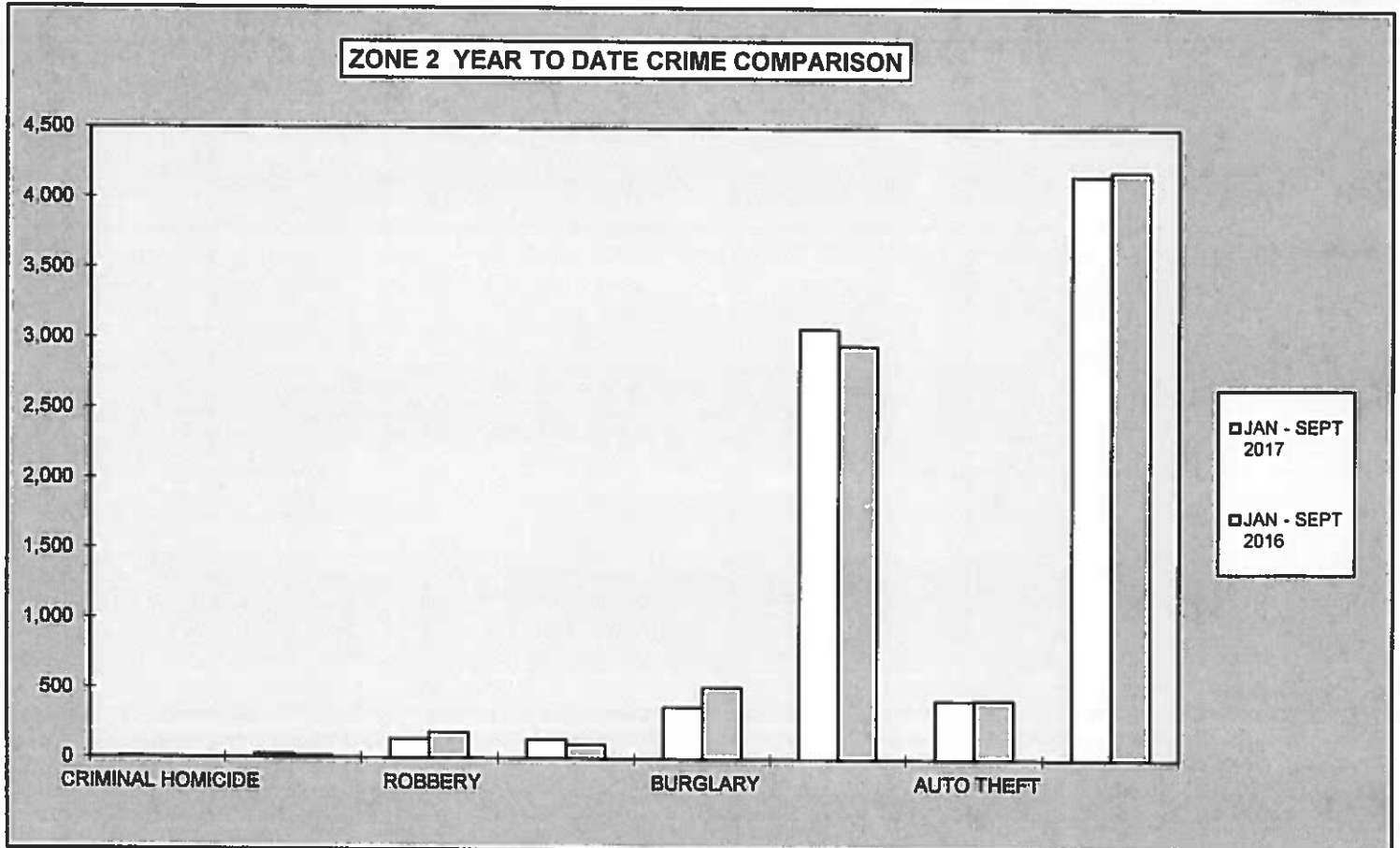
**2017  
MONTHLY CRIME COMPARISON**

<b>ZONE 2</b>				
<b>CRIME</b>	<b>SEPT. 2017</b>	<b>SEPT. 2016</b>	<b># DIFFERENCE</b>	<b>% DIFFERENCE</b>
CRIMINAL HOMICIDE	0	0	0	0%
RAPE	3	1	2	200%
ROBBERY	21	15	6	40%
AGG. ASSAULT	12	17	-5	-29%
BURGLARY	36	63	-27	-43%
RESIDENCE	26	49	-23	-47%
NON-RESIDENCE	10	14	-4	-29%
LARCENY	416	402	14	3%
POCKETPICKING	2	2	0	0%
PURSE SNATCHING	5	3	2	67%
SHOPLIFTING	97	60	37	62%
FROM MOTOR VEHICLES	246	257	-11	-4%
MOTOR VEH. PARTS/ACCESSORIES	6	16	-10	-63%
BICYCLES	2	0	2	100%
FROM BUILDINGS	17	31	-14	-45%
FROM COIN OPERATED MACHINES	0	0	0	0%
ALL OTHER	41	33	8	24%
AUTO THEFT	59	88	-29	-33%
<b>TOTAL</b>	<b>547</b>	<b>586</b>	<b>-39</b>	<b>-7%</b>



**2017  
YEAR TO DATE CRIME COMPARISON**

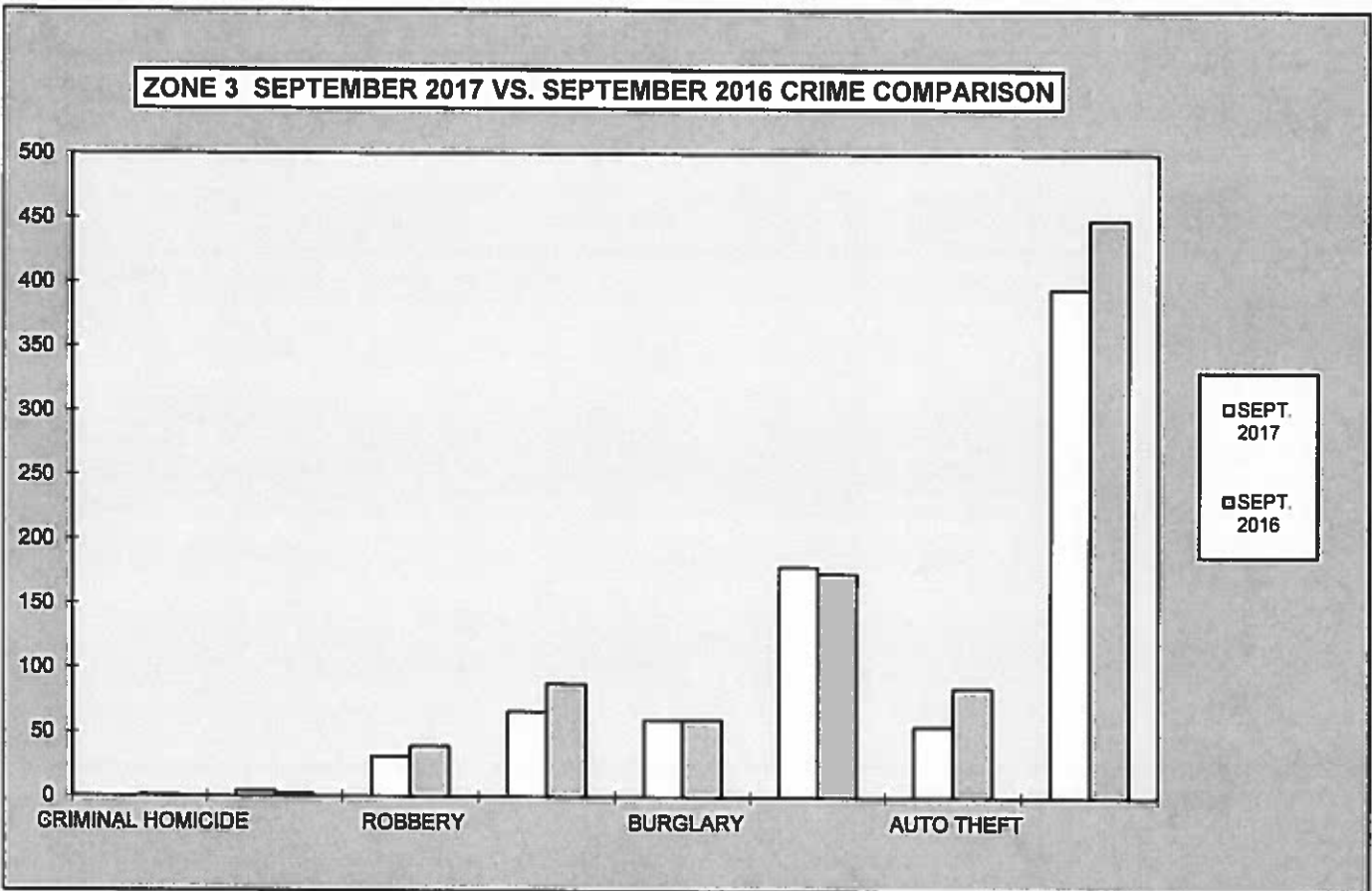
<b>ZONE 2</b>				
<b>CRIME</b>	<b>JAN-SEPT 2017</b>	<b>JAN-SEPT 2016</b>	<b># DIFFERENCE</b>	<b>% DIFFERENCE</b>
CRIMINAL HOMICIDE	6	2	4	200%
RAPE	24	16	8	50%
ROBBERY	136	183	-47	-26%
AGG. ASSAULT	136	99	37	37%
BURGLARY	372	517	-145	-28%
RESIDENCE	243	346	-103	-30%
NON-RESIDENCE	129	171	-42	-25%
LARCENY	3,070	2,951	119	4%
POCKETPICKING	26	10	16	160%
PURSE SNATCHING	18	19	-1	-5%
SHOPLIFTING	688	671	17	3%
FROM MOTOR VEHICLES	1,665	1,575	90	6%
MOTOR VEH. PARTS/ACCESSORIES	85	132	-47	-36%
BICYCLES	27	24	3	13%
FROM BUILDINGS	232	252	-20	-8%
FROM COIN OPERATED MACHINES	0	0	0	0%
ALL OTHER	329	268	61	23%
AUTO THEFT	421	428	-7	-2%
<b>TOTAL</b>	<b>4,165</b>	<b>4,196</b>	<b>-31</b>	<b>-1%</b>





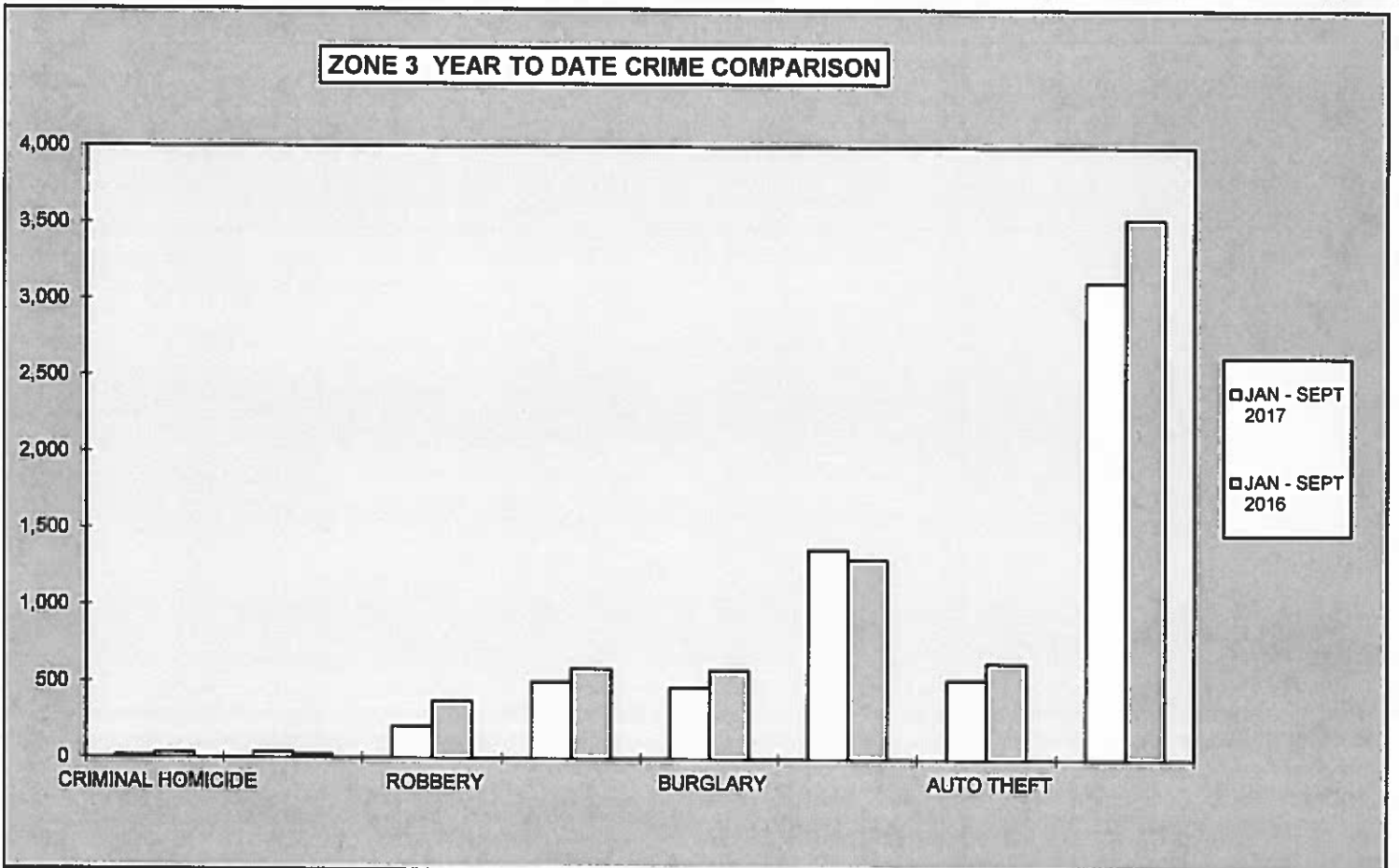
**2017  
MONTHLY CRIME COMPARISON**

<b>ZONE 3</b>				
<b>CRIME</b>	<b>SEPT. 2017</b>	<b>SEPT. 2016</b>	<b># DIFFERENCE</b>	<b>% DIFFERENCE</b>
CRIMINAL HOMICIDE	0	1	-1	-100%
RAPE	4	2	2	100%
ROBBERY	31	39	-8	-21%
AGG. ASSAULT	66	88	-22	-25%
BURGLARY	60	60	0	0%
RESIDENCE	43	45	-2	-4%
NON-RESIDENCE	17	15	2	13%
LARCENY	179	174	5	3%
POCKETPICKING	0	0	0	0%
PURSE SNATCHING	5	5	0	0%
SHOPLIFTING	15	14	1	7%
FROM MOTOR VEHICLES	96	103	-7	-7%
MOTOR VEH. PARTS/ACCESSORIES	13	15	-2	-13%
BICYCLES	2	0	2	100%
FROM BUILDINGS	8	14	-6	-43%
FROM COIN OPERATED MACHINES	0	0	0	0%
ALL OTHER	40	23	17	74%
AUTO THEFT	55	85	-30	-35%
<b>TOTAL</b>	<b>395</b>	<b>449</b>	<b>-54</b>	<b>-12%</b>



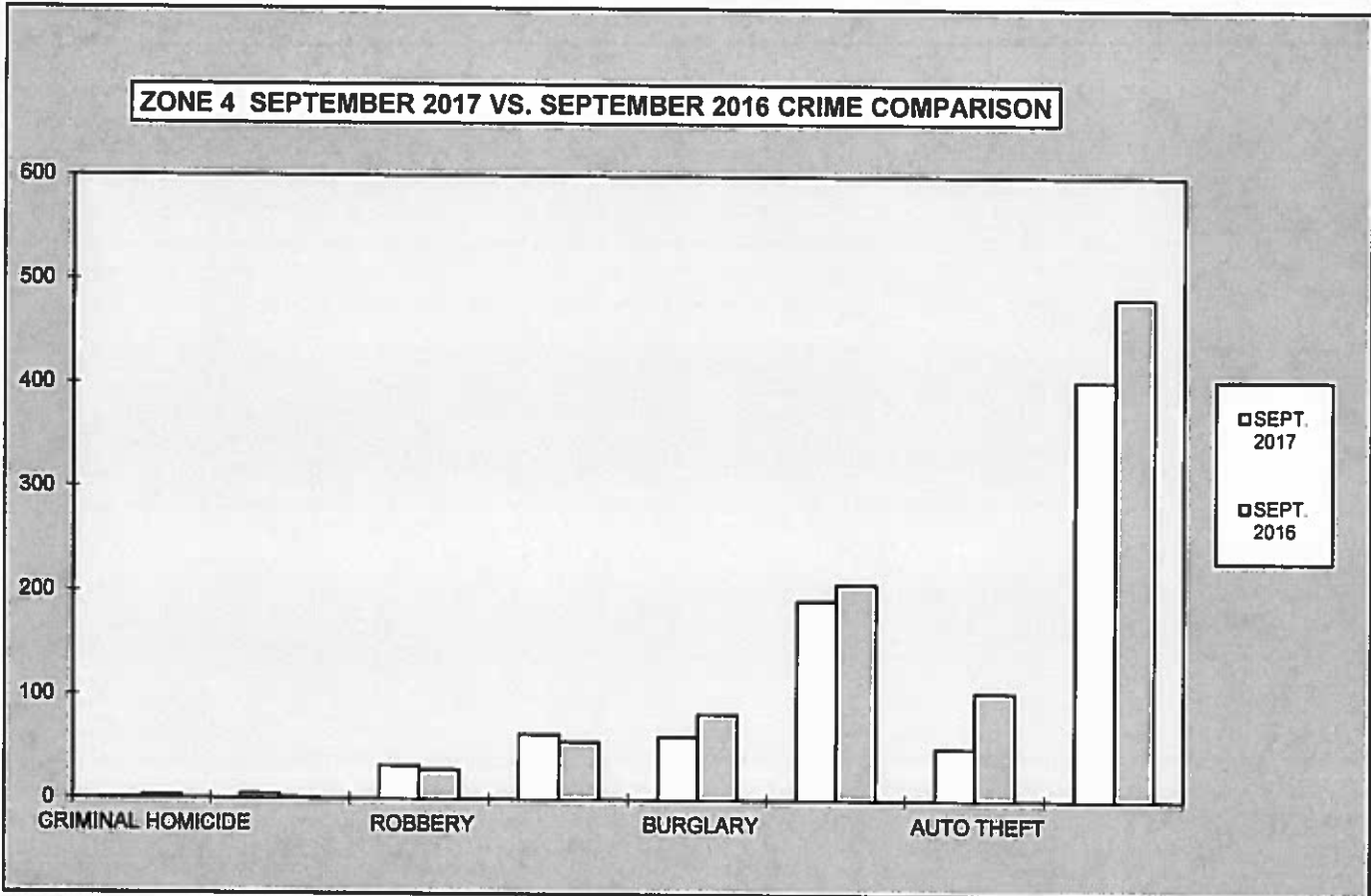
**2017  
YEAR TO DATE CRIME COMPARISON**

<b>ZONE 3</b>				
<b>CRIME</b>	<b>JAN-SEPT 2017</b>	<b>JAN-SEPT 2016</b>	<b># DIFFERENCE</b>	<b>% DIFFERENCE</b>
CRIMINAL HOMICIDE	14	32	-18	-56%
RAPE	37	20	17	85%
ROBBERY	210	373	-163	-44%
AGG. ASSAULT	503	589	-86	-15%
BURGLARY	467	581	-114	-20%
RESIDENCE	360	485	-125	-26%
NON-RESIDENCE	107	96	11	11%
LARCENY	1,366	1,303	63	5%
POCKETPICKING	2	2	0	0%
PURSE SNATCHING	23	32	-9	-28%
SHOPLIFTING	111	147	-36	-24%
FROM MOTOR VEHICLES	672	631	41	6%
MOTOR VEH. PARTS/ACCESSORIES	145	143	2	1%
BICYCLES	12	10	2	20%
FROM BUILDINGS	108	105	3	3%
FROM COIN OPERATED MACHINES	1	9	-8	-89%
ALL OTHER	292	224	68	30%
AUTO THEFT	520	631	-111	-18%
<b>TOTAL</b>	<b>3,117</b>	<b>3,529</b>	<b>-412</b>	<b>-12%</b>



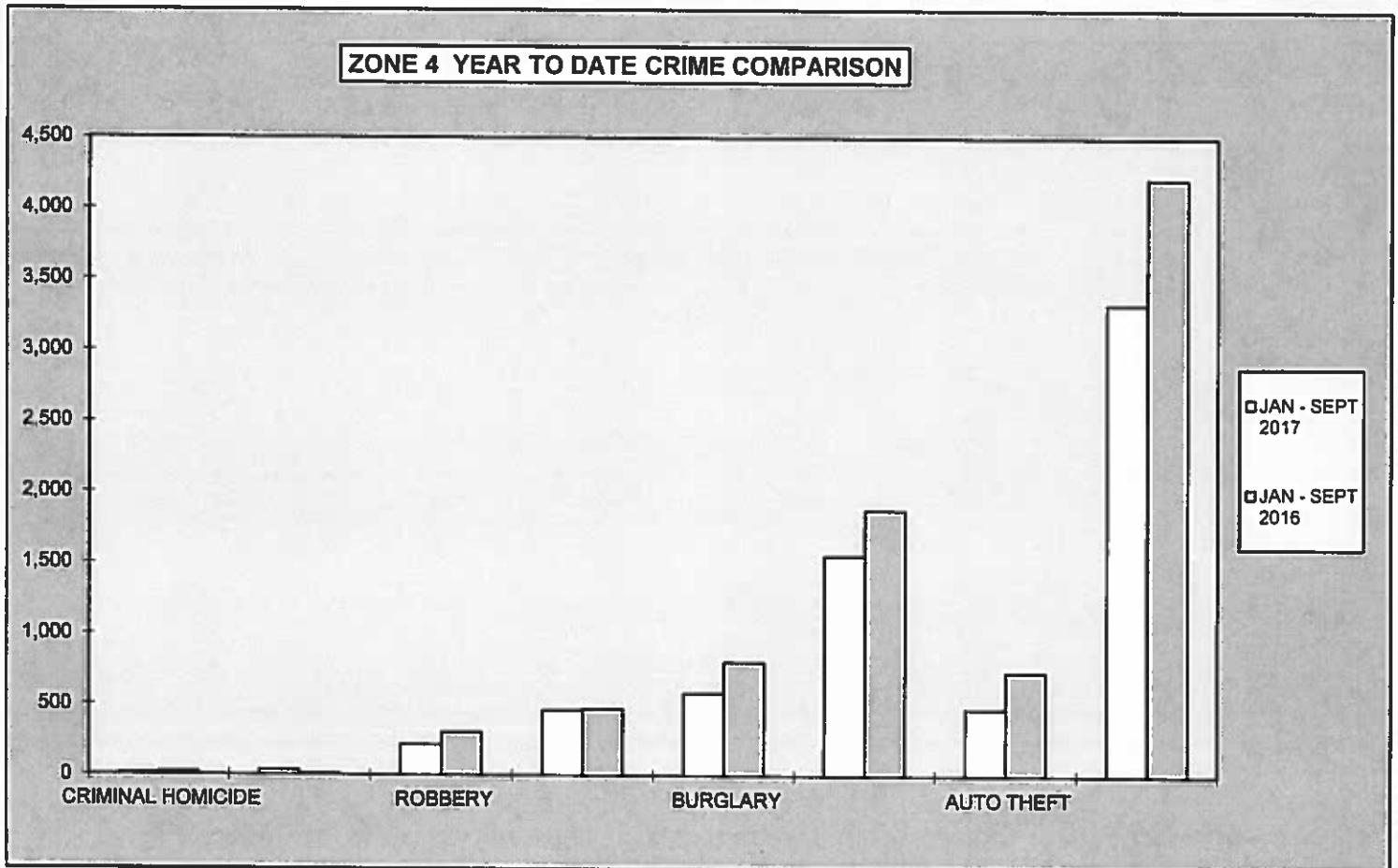
**2017  
MONTHLY CRIME COMPARISON**

<b>ZONE 4</b>				
<b>CRIME</b>	<b>SEPT. 2017</b>	<b>SEPT. 2016</b>	<b># DIFFERENCE</b>	<b>% DIFFERENCE</b>
CRIMINAL HOMICIDE	1	3	-2	-67%
RAPE	4	1	3	300%
ROBBERY	32	28	4	14%
AGG. ASSAULT	63	56	7	13%
BURGLARY	61	83	-22	-27%
RESIDENCE	50	73	-23	-32%
NON-RESIDENCE	11	10	1	10%
LARCENY	192	208	-16	-8%
POCKETPICKING	1	0	1	100%
PURSE SNATCHING	5	6	-1	-17%
SHOPLIFTING	26	33	-7	-21%
FROM MOTOR VEHICLES	98	114	-16	-14%
MOTOR VEH. PARTS/ACCESSORIES	15	11	4	36%
BICYCLES	2	0	2	100%
FROM BUILDINGS	13	17	-4	-24%
FROM COIN OPERATED MACHINES	0	1	-1	-100%
ALL OTHER	32	26	6	23%
AUTO THEFT	50	104	-54	-52%
<b>TOTAL</b>	<b>403</b>	<b>483</b>	<b>-80</b>	<b>-17%</b>



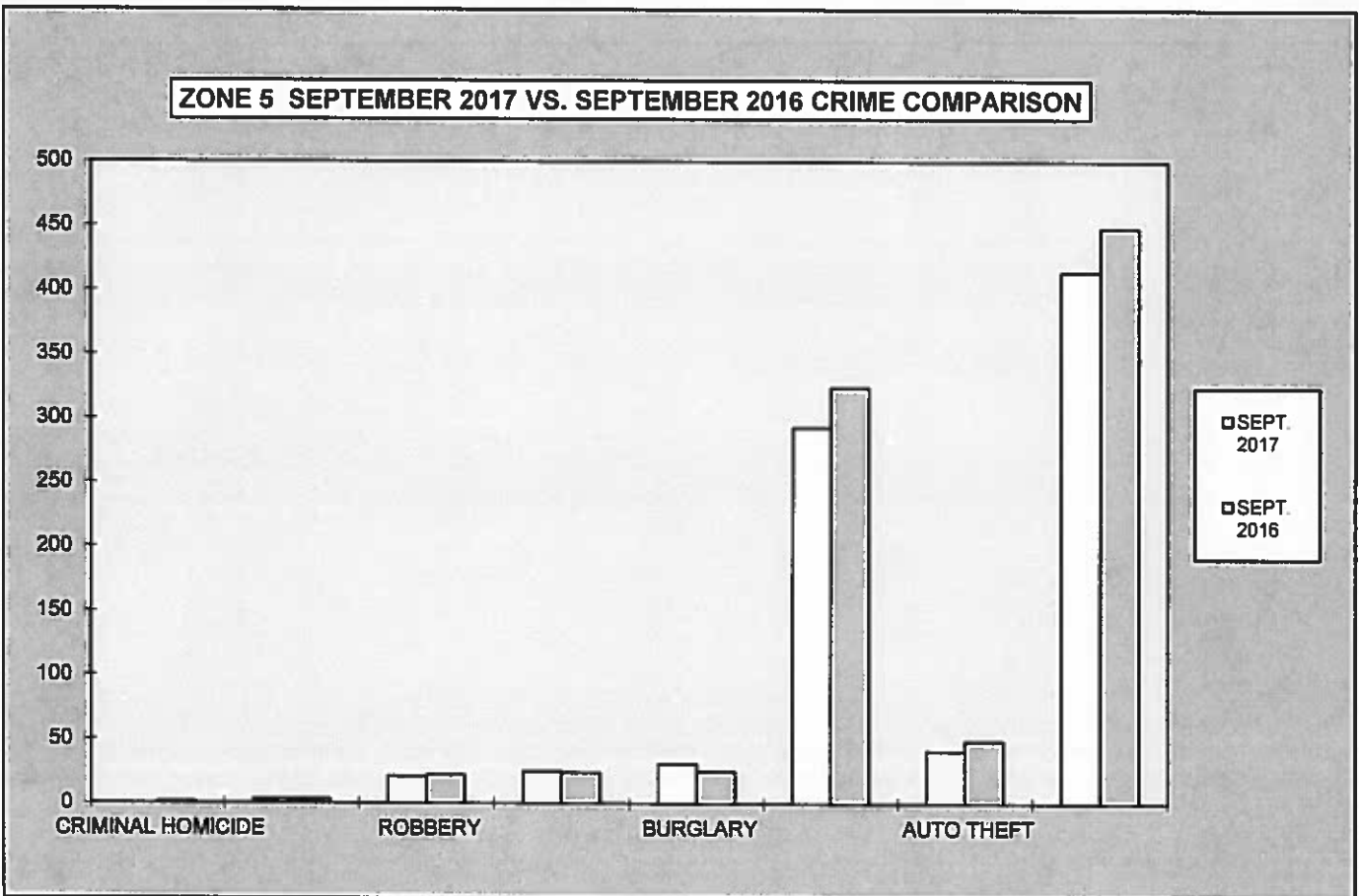
**2017  
YEAR TO DATE CRIME COMPARISON**

<b>ZONE 4</b>				
<b>CRIME</b>	<b>JAN-SEPT 2017</b>	<b>JAN-SEPT 2016</b>	<b># DIFFERENCE</b>	<b>% DIFFERENCE</b>
CRIMINAL HOMICIDE	9	17	-8	-47%
RAPE	32	8	24	300%
ROBBERY	215	302	-87	-29%
AGG. ASSAULT	459	469	-10	-2%
BURGLARY	583	806	-223	-28%
RESIDENCE	473	675	-202	-30%
NON-RESIDENCE	110	131	-21	-16%
LARCENY	1,555	1,874	-319	-17%
POCKETPICKING	5	12	-7	-58%
PURSE SNATCHING	44	42	2	5%
SHOPLIFTING	217	304	-87	-29%
FROM MOTOR VEHICLES	790	983	-193	-20%
MOTOR VEH. PARTS/ACCESSORIES	96	121	-25	-21%
BICYCLES	13	10	3	30%
FROM BUILDINGS	109	151	-42	-28%
FROM COIN OPERATED MACHINES	1	8	-7	-88%
ALL OTHER	280	243	37	15%
AUTO THEFT	473	736	-263	-36%
<b>TOTAL</b>	<b>3,326</b>	<b>4,212</b>	<b>-886</b>	<b>-21%</b>



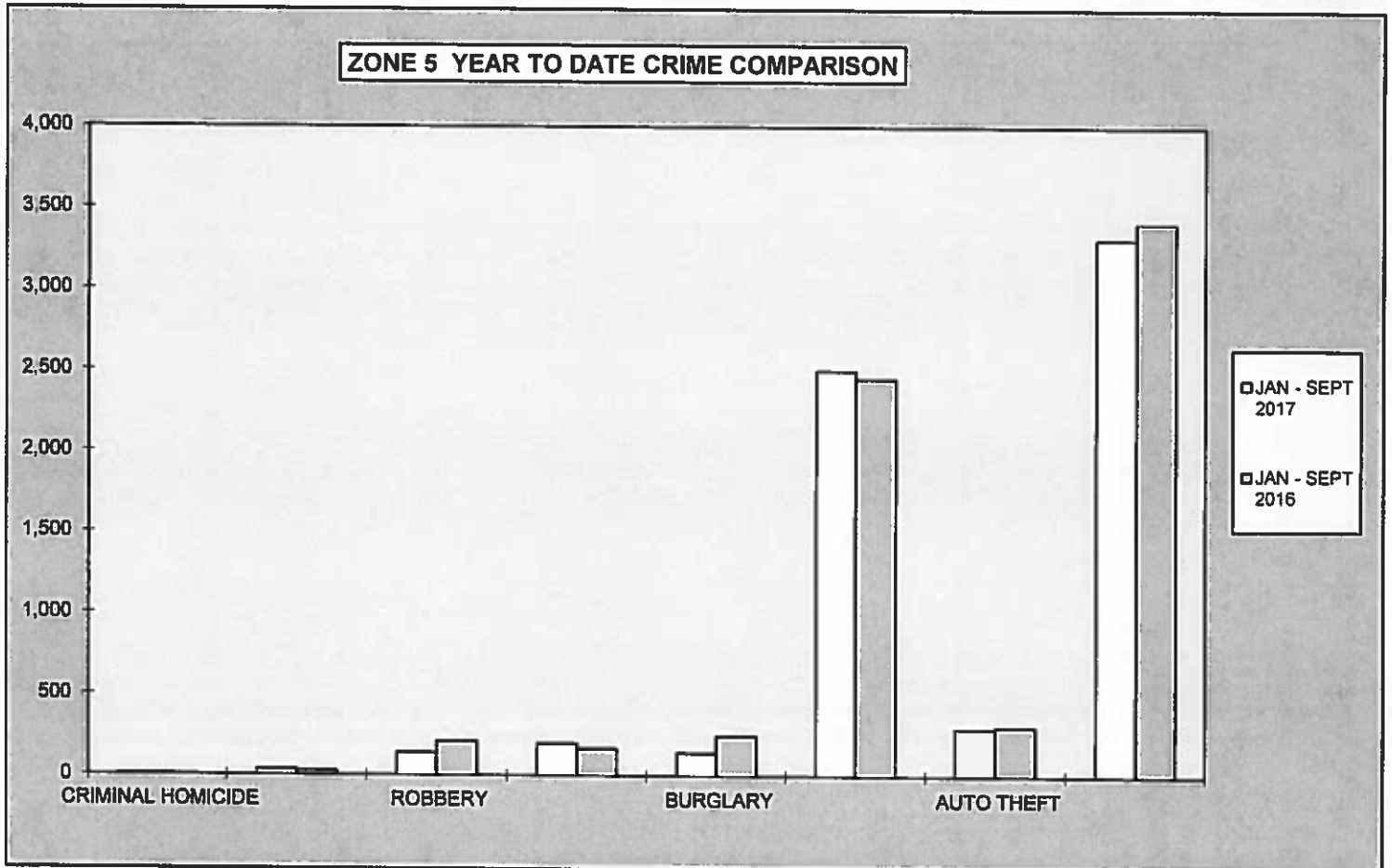
**2017  
MONTHLY CRIME COMPARISON**

<b>ZONE 5</b>				
<b>CRIME</b>	<b>SEPT. 2017</b>	<b>SEPT. 2016</b>	<b># DIFFERENCE</b>	<b>% DIFFERENCE</b>
CRIMINAL HOMICIDE	0	1	-1	-100%
RAPE	3	3	0	0%
ROBBERY	21	22	-1	-5%
AGG. ASSAULT	25	24	1	4%
BURGLARY	31	25	6	24%
RESIDENCE	18	12	6	50%
NON-RESIDENCE	13	13	0	0%
LARCENY	293	324	-31	-10%
POCKETPICKING	2	1	1	100%
PURSE SNATCHING	4	8	-4	-50%
SHOPLIFTING	37	20	17	85%
FROM MOTOR VEHICLES	168	213	-45	-21%
MOTOR VEH. PARTS/ACCESSORIES	15	15	0	0%
BICYCLES	14	4	10	250%
FROM BUILDINGS	32	46	-14	-30%
FROM COIN OPERATED MACHINES	0	0	0	0%
ALL OTHER	21	17	4	24%
AUTO THEFT	41	49	-8	-16%
<b>TOTAL</b>	<b>414</b>	<b>448</b>	<b>-34</b>	<b>-8%</b>



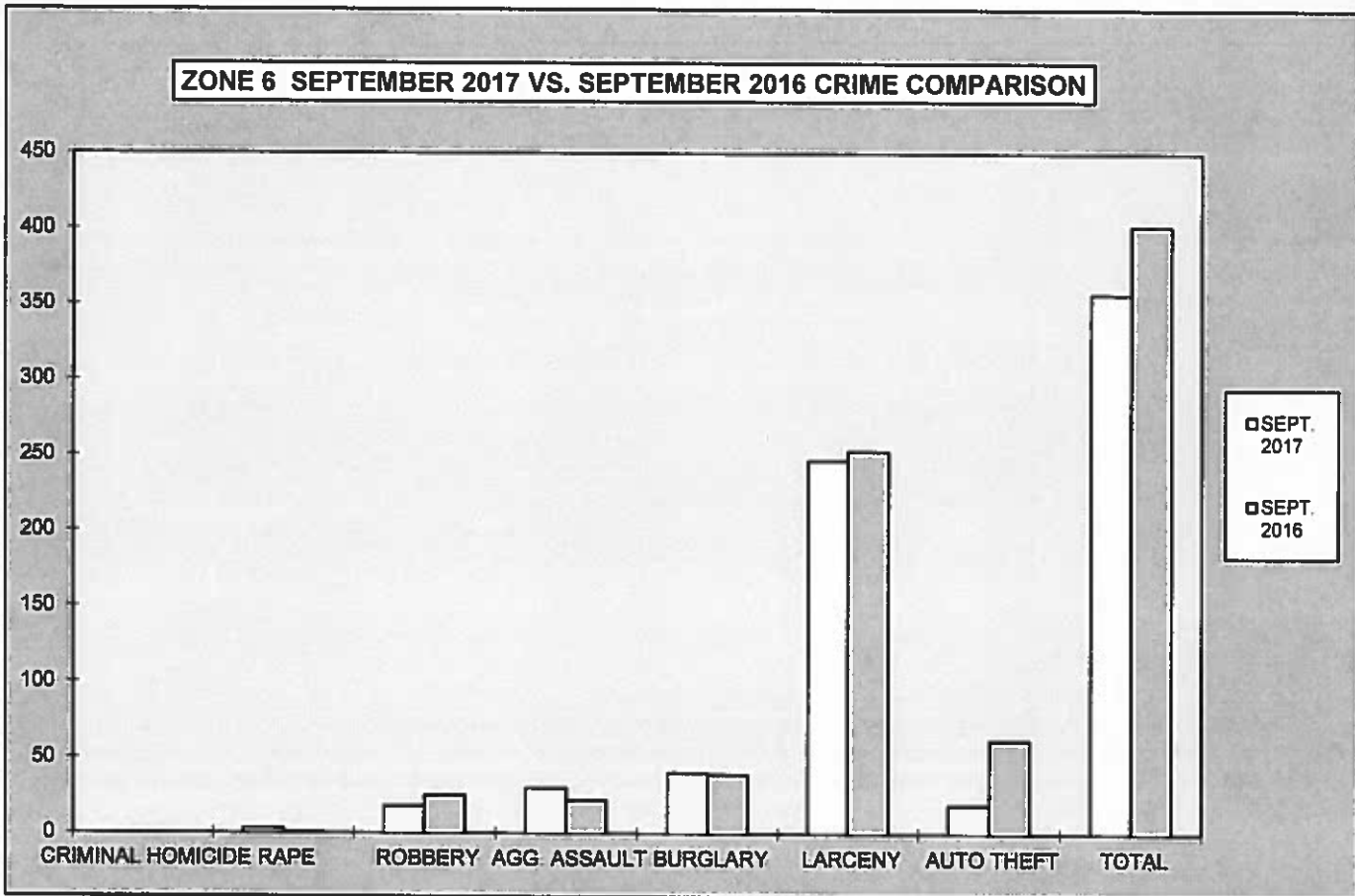
**2017  
YEAR TO DATE CRIME COMPARISON**

<b>ZONE 5</b>				
<b>CRIME</b>	<b>JAN-SEPT 2017</b>	<b>JAN-SEPT 2016</b>	<b># DIFFERENCE</b>	<b>% DIFFERENCE</b>
CRIMINAL HOMICIDE	5	5	0	0%
RAPE	36	26	10	38%
ROBBERY	140	210	-70	-33%
AGG. ASSAULT	197	168	29	17%
BURGLARY	141	246	-105	-43%
RESIDENCE	74	127	-53	-42%
NON-RESIDENCE	67	119	-52	-44%
LARCENY	2,498	2,450	48	2%
POCKETPICKING	16	15	1	7%
PURSE SNATCHING	36	51	-15	-29%
SHOPLIFTING	233	228	5	2%
FROM MOTOR VEHICLES	1,490	1,450	40	3%
MOTOR VEH. PARTS/ACCESSORIES	95	115	-20	-17%
BICYCLES	63	73	-10	-14%
FROM BUILDINGS	339	328	11	3%
FROM COIN OPERATED MACHINES	2	4	-2	-50%
ALL OTHER	224	186	38	20%
AUTO THEFT	292	303	-11	-4%
<b>TOTAL</b>	<b>3,309</b>	<b>3,408</b>	<b>-99</b>	<b>-3%</b>



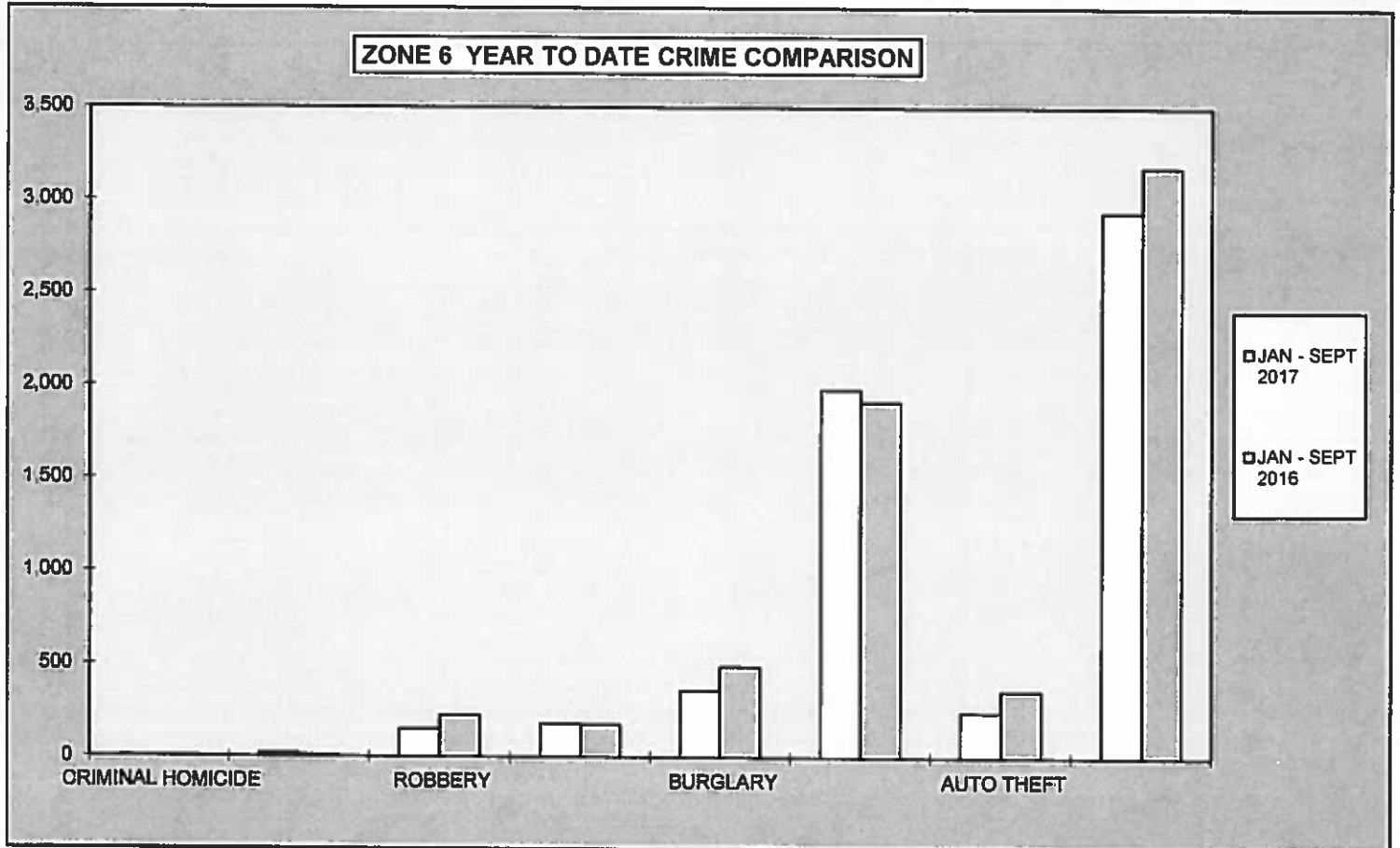
**2017  
MONTHLY CRIME COMPARISON**

<b>ZONE 6</b>				
<b>CRIME</b>	<b>SEPT. 2017</b>	<b>SEPT. 2016</b>	<b># DIFFERENCE</b>	<b>% DIFFERENCE</b>
CRIMINAL HOMICIDE	0	0	0	0%
RAPE	3	1	2	200%
ROBBERY	18	25	-7	-28%
AGG. ASSAULT	30	22	8	36%
BURGLARY	40	39	1	3%
RESIDENCE	34	34	0	0%
NON-RESIDENCE	6	5	1	20%
LARCENY	247	253	-6	-2%
POCKETPICKING	1	1	0	0%
PURSE SNATCHING	4	5	-1	-20%
SHOPLIFTING	33	36	-3	-8%
FROM MOTOR VEHICLES	152	155	-3	-2%
MOTOR VEH. PARTS/ACCESSORIES	12	10	2	20%
BICYCLES	7	7	0	0%
FROM BUILDINGS	13	14	-1	-7%
FROM COIN OPERATED MACHINES	1	0	1	100%
ALL OTHER	24	25	-1	-4%
AUTO THEFT	19	62	-43	-69%
<b>TOTAL</b>	<b>357</b>	<b>402</b>	<b>-45</b>	<b>-11%</b>



**2017  
YEAR TO DATE CRIME COMPARISON**

<b>ZONE 6</b>				
<b>CRIME</b>	<b>JAN - SEPT 2017</b>	<b>JAN - SEPT 2016</b>	<b># DIFFERENCE</b>	<b>% DIFFERENCE</b>
CRIMINAL HOMICIDE	4	5	-1	-20%
RAPE	17	8	9	113%
ROBBERY	150	225	-75	-33%
AGG. ASSAULT	180	176	4	2%
BURGLARY	360	489	-129	-26%
RESIDENCE	273	371	-98	-26%
NON-RESIDENCE	87	118	-31	-26%
LARCENY	1,980	1,914	66	3%
POCKETPICKING	7	6	1	17%
PURSE SNATCHING	21	30	-9	-30%
SHOPLIFTING	351	318	33	10%
FROM MOTOR VEHICLES	1,089	1,051	38	4%
MOTOR VEH. PARTS/ACCESSORIES	63	86	-23	-27%
BICYCLES	76	94	-18	-19%
FROM BUILDINGS	106	123	-17	-14%
FROM COIN OPERATED MACHINES	3	2	1	50%
ALL OTHER	264	204	60	29%
AUTO THEFT	244	360	-116	-32%
<b>TOTAL</b>	<b>2,935</b>	<b>3,177</b>	<b>-242</b>	<b>-8%</b>

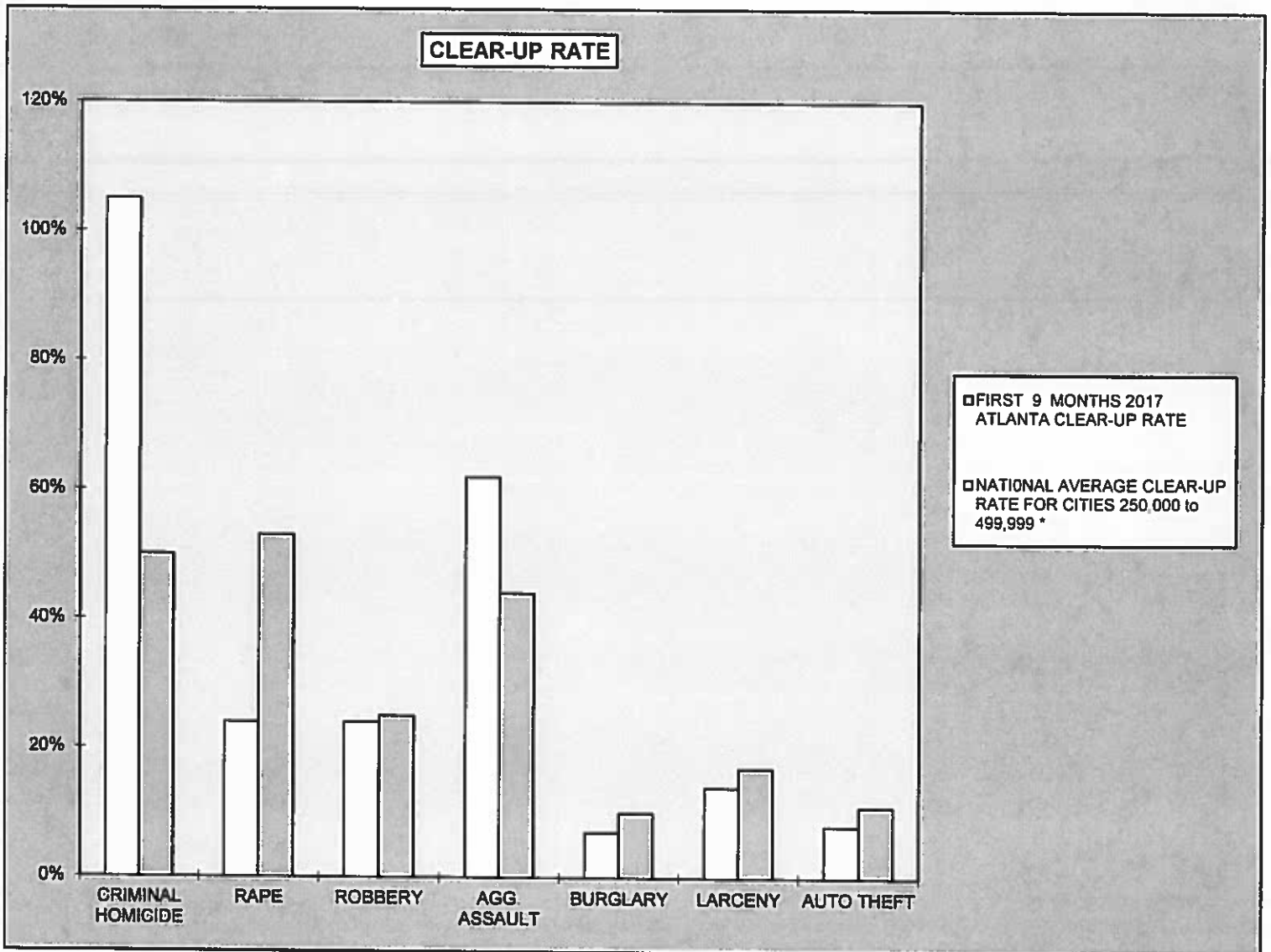




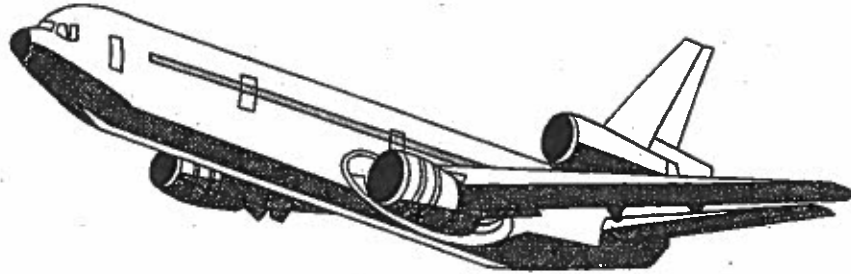
**2017  
CRIME COMPARISON  
CLEAR-UP RATE**

<b>CRIME</b>	<b>FIRST 9 MONTHS 2017 ATLANTA CLEAR-UP RATE</b>	<b>NATIONAL AVERAGE CLEAR-UP RATE FOR CITIES 250,000 to 499,999 *</b>
CRIMINAL HOMICIDE	105%	50%
RAPE	24%	53%
ROBBERY	24%	25%
AGG. ASSAULT	62%	44%
BURGLARY	7%	10%
LARCENY	14%	17%
AUTO THEFT	8%	11%

\* National Average for Cities 250,000 to 499,999 Based on Latest Annual (2016) FBI Uniform Crime Report



# APD



The Atlanta Airport  
UNIFORM CRIME REPORTING



SEPTEMBER 2017

SUPPORT SERVICES DIVISION  
INFORMATION SERVICES SECTION

**RETURN A - MONTHLY RETURN OF OFFENSES KNOWN TO THE POLICE**

This report is authorized by law Title 28, Section 534, U. S. Code. While you are not required to respond, your cooperation in forwarding this report by the 7th day after the close of the month to Uniform Crime Reports, Federal Bureau of Investigation, Washington, D.C. 20535, will assist in compiling comprehensive, accurate national crime figures on a timely basis.

1-720b (Rev. 8-30-94)  
OMB No. 1110-0001

1	2	3	4	5	6
CLASSIFICATION OF OFFENSES	OFFENSES REPORTED OR KNOWN TO POLICE (INCLUDE "UNFOUNDED" AND ATTEMPTS)	UNFOUNDED, I.E., FALSE OR BASELESS COMPLAINTS	NUMBER OF ACTUAL OFFENSES (COLUMN 2 MINUS COLUMN 3) INCLUDE ATTEMPTS	TOTAL OFFENSES CLEARED BY ARREST OR EXCEPTIONAL MEANS (INCLUDES COL. 6)	NUMBER OF CLEARANCES INVOLVING ONLY PERSONS UNDER 18 YEARS OF AGE
1. CRIMINAL HOMICIDE					
a. MURDER AND NONNEGLIGENT HOMICIDE	11	0	0	0	0
b. MANSLAUGHTER BY NEGLIGENCE	12				
2. FORCIBLE RAPE TOTAL	20	0	0	0	0
a. Rape by Force	21	0	0	0	0
b. Attempts to commit Forcible Rape	22	0	0	0	0
3. ROBBERY TOTAL	30	0	0	0	0
a. Firearm	31	0	0	0	0
b. Knife or Cutting Instrument	32	0	0	0	0
c. Other Dangerous Weapon	33	0	0	0	0
d. Strong-Arm (Hands, Fists, Feet, etc.)	34	0	0	0	0
4. ASSAULT TOTAL	40	8	0	4	0
a. Firearm	41	0	0	0	0
b. Knife or cutting instrument	42	0	0	0	0
c. Other Dangerous Weapon	43	1	0	0	0
d. Strong-Arm	44	0	0	0	0
e. Other Assaults - Simple, Not Aggravated	45	7	0	4	0
5. BURGLARY TOTAL	50	0	0	0	0
a. Forcible Entry	51	0	0	0	0
b. Unlawful Entry - No Force	52	0	0	0	0
c. Attempted Forcible Entry	53	0	0	0	0
6. LARCENY THEFT TOTAL (except Motor Vehicle Theft)	60	29	7	4	0
7. MOTOR VEHICLE THEFT TOTAL	70	20	0	1	0
a. Autos	71	19	0	1	0
b. Trucks and Buses	72	1	0	0	0
c. Other Vehicles	73	0	0	0	0
GRAND TOTAL	77	57	7	9	0

CHECKING ANY OF THE APPROPRIATE BLOCKS BELOW WILL ELIMINATE YOUR NEED TO SUBMIT REPORTS WHEN THE VALUES ARE ZERO. THIS WILL ALSO AID THE NATIONAL PROGRAM IN ITS QUALITY CONTROL EFFORTS.

- NO SUPPLEMENTARY HOMICIDE REPORT SUBMITTED SINCE NO MURDERS, JUSTIFIABLE HOMICIDES, OR MANSLAUGHTER BY NEGLIGENCE OCCURRED IN THIS JURISDICTION DURING THE MONTH.
- NO SUPPLEMENT TO RETURN A REPORT SINCE NO CRIME OFFENSES OR RECOVERY OF PROPERTY REPORTED DURING THE MONTH.
- NO LAW ENFORCEMENT OFFICERS KILLED OR ASSAULTED REPORT SINCE NONE OF THE OFFICERS WERE ASSAULTED OR KILLED DURING THE MONTH.

- NO AGE, SEX, AND RACE OF PERSONS ARRESTED UNDER 18 YEARS OF AGE REPORT SINCE NO ARRESTS OF PERSONS WITHIN THIS AGE GROUP.
- NO AGE, SEX, AND RACE OF PERSONS ARRESTED 18 YEARS OF AGE AND OVER REPORT SINCE NO ARRESTS OF PERSONS WITHIN THIS AGE GROUP.
- NO MONTHLY RETURN OF ARSON OFFENSES KNOWN TO LAW ENFORCEMENT REPORT SINCE NO ARSONS OCCURRED.

DO NOT USE THIS SPACE

	INITIALS
RECORDED	
EDITED	
ENTERED	
ADJUSTED	
CUMULATIVE	

\* TOTALS INCLUDE PREVIOUS OFFENSES

SEPTEMBER 2017

Month and Year of Report

GA 060240X

Agency Identifier

OCTOBER 11, 2017

Date

ATLANTA AIRPORT POLICE - GEORGIA

Agency and State

*[Signature]*  
Prepared By  
*[Signature]*  
LIEUTENANT  
Title  
CHIEF  
Chief, Commissioner, Sheriff, or Superintendent

## PROPERTY STOLEN BY CLASSIFICATION

CLASSIFICATION	Number of Actual (Column 4)	Offenses Return A)	Monetary Value of Property Stolen
1. MURDER AND NONNEGLIGENT MANSLAUGHTER	12	0	0.00
2. FORCIBLE RAPE	20	0	0.00
3. ROBBERY			
(a) HIGHWAY (streets, alleys, etc.)	31	0	0.00
(b) COMMERCIAL HOUSE (except c, d, and f)	32	0	0.00
(c) GAS OR SERVICE STATION	33	0	0.00
(d) CONVENIENCE STORE	34	0	0.00
(e) RESIDENCE (anywhere on premises)	35	0	0.00
(f) BANK	36	0	0.00
(g) MISCELLANEOUS	37	0	0.00
TOTAL ROBBERY	30	0	\$ 0.00
5. BURGLARY - BREAKING OR ENTERING			
(a) RESIDENCE (dwelling)			
(1) NIGHT (6 p.m. - 6 a.m.)	51	0	0.00
(2) DAY (6 a.m. - 6 p.m.)	52	0	0.00
(3) UNKNOWN	53	0	0.00
(b) NON-RESIDENCE (store, office, etc.)			
(1) NIGHT (6 p.m. - 6 a.m.)	54	0	0.00
(2) DAY (6 a.m. - 6 p.m.)	55	0	0.00
(3) UNKNOWN	56	0	0.00
TOTAL BURGLARY	50	0	\$ 0.00
6. LARCENY - THEFT (Except Motor Vehicle Theft)			
(a) \$200 AND OVER	61	8	29,118.00
(b) \$50 TO \$200	62	2	235.00
(c) UNDER \$50	63	12	52.00
TOTAL LARCENY (Same as Item 6X)	60	22	\$ 29,405.00
7. MOTOR VEHICLE THEFT (Include Alleged Joy Ride)	70	20	351,001.00
GRAND TOTAL - ALL ITEMS	77	22	\$ 380,406.00
<b>ADDITIONAL ANALYSIS OF LARCENY AND MOTOR VEHICLE THEFT</b>			
6X. NATURE OF LARCENIES UNDER ITEM 6			
(a) POCKET-PICKING	81	0	0.00
(b) PURSE-SNATCHING	82	1	0.00
(c) SHOPLIFTING	83	2	945.00
(d) FROM MOTOR VEHICLES (except e)	84	5	3,454.00
(e) MOTOR VEHICLE PARTS AND ACCESSORIES	85	0	185.00
(f) BICYCLES	86	0	0.00
(g) FROM BUILDING (except c and h)	87	2	-1,125.00 *
(h) FROM ANY COIN-OPERATED MACHINES (parking meters, etc.)	88	0	0.00
(i) ALL OTHER	89	12	25,946.00
TOTAL LARCENIES (Same as Item 6)	80	22	\$ 29,405.00
7X. MOTOR VEHICLES RECOVERED			
(a) STOLEN LOCALLY AND RECOVERED LOCALLY	91	2	
(b) STOLEN LOCALLY AND RECOVERED BY OTHER JURISDICTIONS	92	7	
(c) TOTAL LOCALLY STOLEN MOTOR VEHICLES RECOVERED (a & b)	93	9	
(d) STOLEN IN OTHER JURISDICTIONS AND RECOVERED LOCALLY	90	1	

SUPPLEMENT TO RETURN A  
MONTHLY RETURN OF OFFENSES KNOWN TO THE POLICE

1-706 (Rev. 8-30-94)  
Form Approved  
OMB No. 1110-0007

This report is authorized by law, Title 28, Section 534, U. S. Code. While you are not required to respond, your cooperation in submitting this report with the Return A will assist the FBI in compiling comprehensive, accurate figures on a timely basis.

This form deals with the nature of crime and the monetary value of property stolen and recovered. The total offenses recorded on the form should be the same as the number of actual offenses listed in Column 4 of the Return A for each crime class. Include attempted crimes on this form, but do not include unfounded offenses. If you cannot complete the report in all areas, please record as much information as is available. Tally sheets will be sent upon request.

PROPERTY BY TYPE AND VALUE

Type of Property (1)	Data Entry	Monetary Value of Property Stolen in Your Jurisdiction	
		Stolen (2)	Recovered (3)
(A) Currency, Notes, Etc.	01	\$ 701.00	0.00
(B) Jewelry and Precious Metals	02	0.00	0.00
(C) Clothing and Furs	03	970.00	0.00
(D) Locally Stolen Motor Vehicles	04	351,001.00	177,095.00
(E) Office Equipment	05	-600.00 *	0.00
(F) Televisions, Radios, Stereos, Etc.	06	2,123.00	0.00
(G) Firearms	07	550.00	0.00
(H) Household Goods	08	0.00	0.00
(I) Consumable Goods	09	0.00	0.00
(J) Livestock	10	0.00	0.00
(K) Miscellaneous	11	25,661.00	0.00
<b>TOTAL</b>	<b>00</b>	<b>\$ 380,406.00</b>	<b>\$ 177,095.00</b>

The total of this column should agree with the Grand Total (DATA ENTRY 77) shown on page 2.

Include in this column all property recovered even though stolen in prior months. The above is an accounting for only that property stolen in your jurisdiction. This will include property recovered for you by other jurisdictions, but not property you recover for them.

OCTOBER 11, 2017  
DATE

*[Signature]* LIEUTENANT  
PREPARED BY TITLE

*[Signature]* CHIEF  
CHIEF, COMMISSIONER, SHERIFF OR SUPERINTENDENT

SEPTEMBER 2017  
Month and Year of Report

GA 060240X  
Agency Identifier

ATLANTA AIRPORT POLICE - GEORGIA  
Agency and State

**LAW ENFORCEMENT OFFICERS KILLED OR ASSAULTED**

It is requested this report be completed and transmitted with monthly crime reports to: Director, Federal Bureau of Investigation, Uniform Crime Reports, Washington, D. C. 20535. This form should be used to report the number of your officers who were assaulted or killed in the line of duty during the month. Additional information concerning officers killed will be requested by a separate questionnaire.

<b>OFFICERS KILLED</b>	
Number of your law enforcement officers killed in the line of duty this month.	By felonious act <u>0</u> By accident or negligence <u>0</u>

**Officers Assaulted (Do not include officers killed) - See other side for instructions.**

Type of Activity	Total Assaults by Weapon A	Type of Weapon				Two-Officer Vehicle F	Type of Assignment						Police Assaults Cleared M
		Firearm B	Knife or Other Cutting Instrument C	Other Dangerous Weapon D	Hands, Fists, Feet, etc. E		One-Officer Vehicle		Detective or Special Assign.		Other		
							Alone G	As- sisted H	Alone I	As- sisted J	Alone K	As- sisted L	
1. Responding to "Disturbance" calls (family quarrels, man with gun, etc) . . . . .	0												
2. Burglaries in progress or pursuing burglary suspects . . . . .	0												
3. Robberies in progress or pursuing robbery suspects . . . . .	0												
4. Attempting other arrests . . . . .	0												
5. Civil disorder (riot, mass disobedience) . . . . .	0												
6. Handling, transporting, custody of prisoners . . . . .	1				1			1					1
7. Investigating suspicious persons or circumstances . . . . .	0												
8. Ambush - no warning . . . . .	0												
9. Mentally deranged . . . . .	0												
10. Traffic pursuits and stops . . . . .	0												
11. All Other . . . . .	0												
<b>12. TOTAL (1-11)</b>	1	0	0	0	1	0	0	1	0	0	0	0	1
13. Number with personal injury . . . . .	0												
14. Number without personal injury . . . . .	1				1								
15. Time of assaults . . . . .													
	AM												
	PM	1											
		12:01	2:00	4:00	6:00	8:00	10:00	12:00					

**DO NOT WRITE HERE**

Recorded	Initials
Edited	
Punched	
Verified	
Adjusted	
DOJ/FBI	

SEPTMBER 2017 Month and Year	GA 060240X Agency Identifier	<i>L.H.A. [Signature]</i> Prepared By	LIEUTENANT Title
ATLANTA AIRPORT POLICE Agency	GEORGIA State	<i>J. SHIELDS</i> Chief, Sheriff, Commissioner, Superintendent	CHIEF

ATLANTA AIRPORT POLICE  
AGE, SEX, AND RACE OF PERSONS ARRESTED  
17 YEARS OF AGE AND OVER

MONTH SEPTEMBER

YEAR 2017

CLASSIFICATION OF OFFENSES	SEX	AGE OF PERSON ARRESTED												TOTAL	RACE				ETHNIC																			
		17	18	19	20	21	22	23	24	29	30	34	35		39	40	44	45	49	50	54	55	59	60	64	65	UP	White	Black	Native Amer.	Asian/Pacific	Whl. Hispanic	Bck Hispanic					
Murder/Nonnegligent Manslaughter	M																																					
	F																																					
Manslaughter by Negligence	M																																					
	F																																					
Forcible Rape	M																																					
	F																																					
Robbery	M																																					
	F																																					
Aggravated Assault	M																																					
	F																																					
Burglary- Breaking or Entering	M																																					
	F																																					
Larceny - Theft (except Motor Vehicle Theft)	M																																					
	F																																					
Motor Vehicle Theft	M																																					
	F																																					
Other Assaults	M																																					
	F																																					
Arson	M																																					
	F																																					
Forgery and Counterfeiting	M																																					
	F																																					
Fraud	M																																					
	F																																					
Embezzlement	M																																					
	F																																					
Stolen Property; Buying, Receiving, Possessing	M																																					
	F																																					
Vandalism	M																																					
	F																																					
Weapons	M																																					
	F																																					

**ATLANTA AIRPORT POLICE  
AGE, SEX, AND RACE OF PERSONS ARRESTED  
17 YEARS OF AGE AND OVER**

MONTH SEPTEMBER

YEAR 2017

CLASSIFICATION OF OFFENSES	SEX	AGE OF PERSON ARRESTED													TOTAL	RACE				ETHNIC																								
		17	18	19	20	21	22	23	24	30	35	40	45	50		55	60	65	White	Black	Native Amer.	Asian/Pacific	Whi. Hispanic	Blck Hispanic																				
		29	34	39	44	49	54	59	64	UP																																		
16	M																																											
Commercialized Vice	F																																											
17	M																																											
Sex Offenses (except Rape and Prostitution)	F																																											
18	M	0	0	1	0	0	0	0	1	0	0	1	0	0	0	0	0	0	0	0	0	0	0	0	0	0	0	0	0	0	0	0	0	0	0	0	0	0	0	0	0			
Drug Abuse Violations	F	0	0	0	0	0	0	0	1	0	0	0	0	0	0	0	0	0	0	0	0	0	0	0	0	0	0	0	0	0	0	0	0	0	0	0	0	0	0	0	0	0		
Grand Total																																												
180	M	0	0	0	0	0	0	0	0	0	0	0	0	0	0	0	0	0	0	0	0	0	0	0	0	0	0	0	0	0	0	0	0	0	0	0	0	0	0	0	0	0		
(1) Sale/Manufacturing	F	0	0	0	0	0	0	0	0	0	0	0	0	0	0	0	0	0	0	0	0	0	0	0	0	0	0	0	0	0	0	0	0	0	0	0	0	0	0	0	0	0	0	
Subtotal																																												
a	M																																											
Opium or Cocaine and their derivatives	F																																											
b	M																																											
Marijuana	F																																											
c	M																																											
Synthetic Narcotics	F																																											
d	M																																											
Other Dangerous Non-Narcotic Drugs	F																																											
185	M	0	0	1	0	0	0	0	1	1	0	0	0	0	0	0	0	0	0	0	0	0	0	0	0	0	0	0	0	0	0	0	0	0	0	0	0	0	0	0	0	0	0	
(2) Possession	F	0	0	0	0	0	0	0	1	0	0	0	0	0	0	0	0	0	0	0	0	0	0	0	0	0	0	0	0	0	0	0	0	0	0	0	0	0	0	0	0	0	0	
Subtotal																																												
e	M																																											
Opium or Cocaine and their derivatives	F																																											
f	M			1					1	1																																		
Marijuana	F																																											
g	M																																											
Synthetic Narcotics	F																																											
h	M																																											
Other Dangerous Non-Narcotic Drugs	F																																											
19	M	0	0	0	0	0	0	0	0	0	0	0	0	0	0	0	0	0	0	0	0	0	0	0	0	0	0	0	0	0	0	0	0	0	0	0	0	0	0	0	0	0	0	
Gambling	F	0	0	0	0	0	0	0	0	0	0	0	0	0	0	0	0	0	0	0	0	0	0	0	0	0	0	0	0	0	0	0	0	0	0	0	0	0	0	0	0	0	0	
Total																																												
a	M																																											
Bookmaking	F																																											
b	M																																											
Numbers and Lottery	F																																											



ATLANTA AIRPORT POLICE
AGE, SEX, AND RACE OF PERSONS ARRESTED
17 YEARS OF AGE AND OVER

MONTH SEPTEMBER

YEAR 2017

Table with columns for Classification of Offenses, Sex, Age of Person Arrested (17-21), Race (White, Black, Native Amer., Asian/Pacific), Ethnic (Whi. Hispanic, Blck Hispanic), and Total counts.

SEPTEMBER 2017
Month and Year of Report

GA 060240X
Agency Identifier

OCTOBER 11, 2017
Date

Prepared By: [Signature]
Title: LIEUTENANT

Chief, Commissioner, Sheriff, or Superintendent: [Signature]
Title: CHIEF

ATLANTA AIRPORT POLICE - GEORGIA
Agency and State

ATLANTA AIRPORT POLICE  
 AGE, SEX, AND RACE OF PERSONS ARRESTED  
 16 YEARS OF AGE AND UNDER

MONTH SEPTEMBER

YEAR 2017

CLASSIFICATION OF OFFENSES	SEX	AGE					TOTAL	RACE					ETHNIC			
		09	1012	1314	15	16		White	Black	Native Amer.	Asian/Pacific	Whi. Hispanic	Blck Hispanic			
Murder/Nonnegligent Manslaughter	M						0									
	F						0									
Manslaughter by Negligence	M						0									
	F						0									
Forcible Rape	M						0									
	F						0									
Robbery	M						0									
	F						0									
Aggravated Assault	M						0									
	F						0									
Burglary- Breaking or Entering	M						0									
	F						0									
Larceny - Theft (except Motor Vehicle Theft)	M						0									
	F						0									
Motor Vehicle Theft	M						0									
	F						0									
Other Assaults	M						0									
	F						0									
Arson	M						0									
	F						0									
Forgery and Counterfeiting	M						0									
	F						0									
Fraud	M						0									
	F						0									
Embezzlement	M						0									
	F						0									
Stolen Property; Buying, Receiving, Possessing	M						0									
	F						0									
Vandalism	M						0									
	F						0									
Weapons	M						0									
	F						0									
Prostitution and Commercialized Vice	M						0									
	F						0									

ATLANTA AIRPORT POLICE  
AGE, SEX, AND RACE OF PERSONS ARRESTED  
16 YEARS OF AGE AND UNDER

MONTH SEPTEMBER

YEAR 2017

CLASSIFICATION OF OFFENSES	SEX	AGE						RACE					ETHNIC									
		0 9		10 12		13 14		15		16		TOTAL			White	Black	Native Amer.	Asian/Pacific	Whi. Hispanic	Blck Hispanic		
17 Sex Offenses (except Rape and Prostitution)	M																					
	F																					
18 Drug Abuse Violations Grand Total	M	0	0	0	0	0	0	0	0	0	0	0	0	0	0	0	0	0	0	0	0	
	F	0	0	0	0	0	0	0	0	0	0	0	0	0	0	0	0	0	0	0	0	0
180 (1) Sale/Manufacturing Subtotal	M	0	0	0	0	0	0	0	0	0	0	0	0	0	0	0	0	0	0	0	0	
	F	0	0	0	0	0	0	0	0	0	0	0	0	0	0	0	0	0	0	0	0	0
a Opium or Cocaine and their Derivatives	M																					
	F																					
b Marijuana	M																					
	F																					
c Synthetic Narcotics	M																					
	F																					
d Other Dangerous Non-Narcotic Drugs	M																					
	F																					
185 (2) Possession Subtotal	M	0	0	0	0	0	0	0	0	0	0	0	0	0	0	0	0	0	0	0	0	0
	F	0	0	0	0	0	0	0	0	0	0	0	0	0	0	0	0	0	0	0	0	0
e Opium or Cocaine and their Derivatives	M																					
	F																					
f Marijuana	M																					
	F																					
g Synthetic Narcotics	M																					
	F																					
h Other Dangerous Non-Narcotic Drugs	M																					
	F																					
19 Gambling Total	M	0	0	0	0	0	0	0	0	0	0	0	0	0	0	0	0	0	0	0	0	0
	F	0	0	0	0	0	0	0	0	0	0	0	0	0	0	0	0	0	0	0	0	0
a Bookmaking	M																					
	F																					
b Numbers and Lottery	M																					
	F																					
c All Other Gambling	M																					
	F																					
20 Offenses Against Family and Children	M																					
	F																					

ATLANTA AIRPORT POLICE  
 AGE, SEX, AND RACE OF PERSONS ARRESTED  
 16 YEARS OF AGE AND UNDER

MONTH SEPTEMBER

YEAR 2017

CLASSIFICATION OF OFFENSES	SEX	AGE						RACE				ETHNIC							
		0 9		10 12		13 14		15		16		TOTAL	White	Black	Native Amer.	Asian/Pacific	Whi. Hispanic	Black Hispanic	
Driving Under the Influence	M																		
	F																		
Liquor Laws	M																		
	F																		
Drunkness	M																		
	F																		
Disorderly Conduct	M																		
	F																		
Vagrancy	M																		
	F																		
All Other Offenses (except Traffic)	M																		
	F																		
Suspicion	M																		
	F																		
Curfew and Loitering	M																		
	F																		
Run-Aways	M																		
	F																		
<b>Total</b>		0	0	0	0	0	0	0	0	0	0	0	0	0	0	0	0	0	0

SEPTEMBER 2017  
 Month and Year of Report

GA 060240X  
 Agency Identifier

OCTOBER 11, 2017  
 Date

ATLANTA AIRPORT POLICE - GEORGIA  
 Agency and State

L. Williams  
 Prepared By

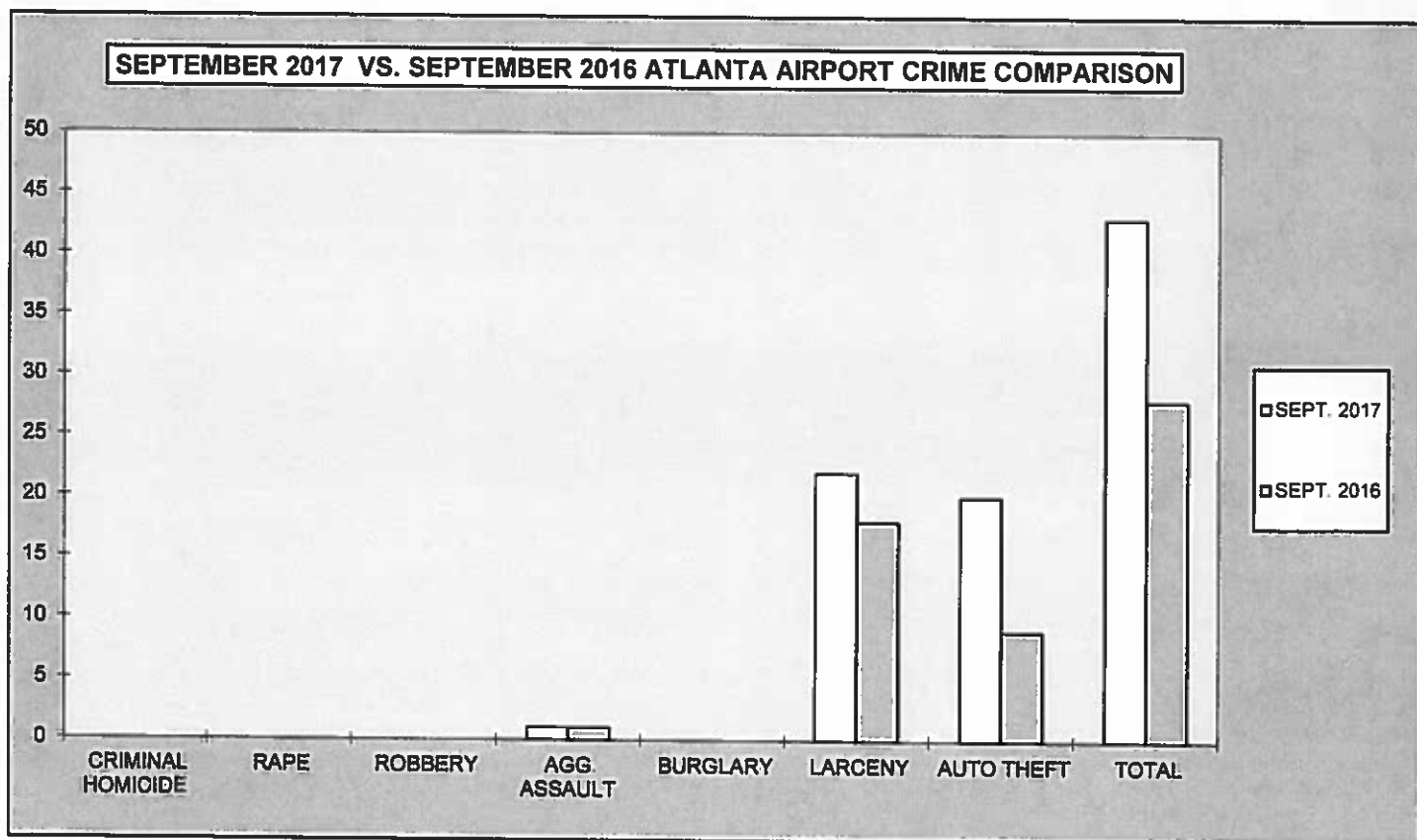
LIEUTENANT

[Signature]  
 Chief, Commissioner, Sheriff, or Superintendent

CHIEF

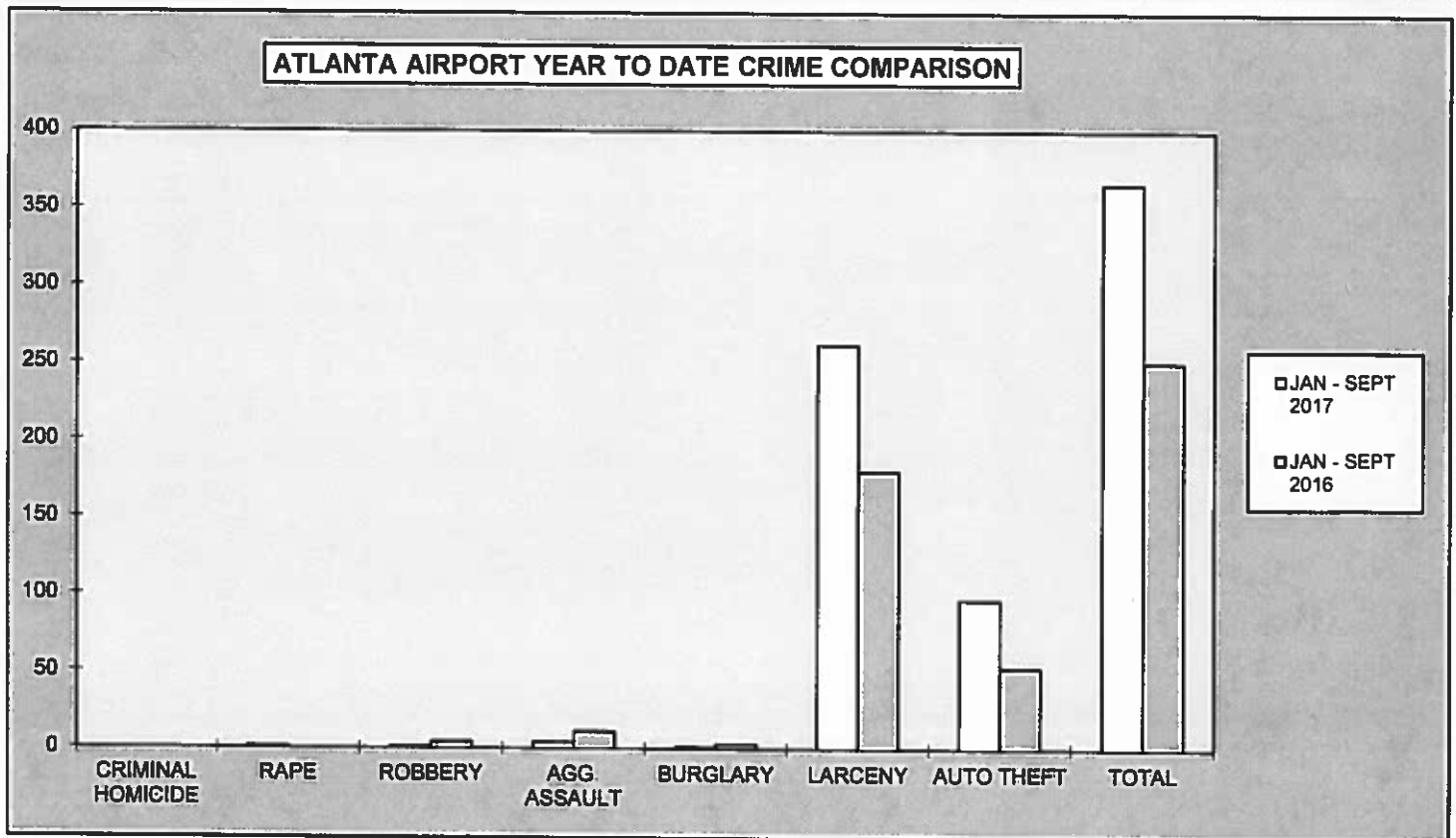
**2017  
ATLANTA AIRPORT  
MONTHLY CRIME COMPARISON**

CRIME	SEPT. 2017	SEPT. 2016	# DIFFERENCE	% DIFFERENCE
CRIMINAL HOMICIDE	0	0	0	0%
RAPE	0	0	0	0%
ROBBERY	0	0	0	0%
AGG. ASSAULT	1	1	0	0%
BURGLARY	0	0	0	0%
RESIDENCE	0	0	0	0%
NON-RESIDENCE	0	0	0	0%
LARCENY	22	18	4	22%
POCKETPICKING	0	1	-1	-100%
PURSE SNATCHING	1	0	1	0%
SHOPLIFTING	2	1	1	100%
FROM MOTOR VEHICLES	5	4	1	25%
MOTOR VEH. PARTS/ACCESSORIES	0	0	0	0%
BICYCLES	0	0	0	0%
FROM BUILDINGS	2	5	-3	-60%
FROM COIN OPERATED MACHINES	0	0	0	0%
ALL OTHER	12	7	5	71%
AUTO THEFT	20	9	11	122%
<b>TOTAL</b>	<b>43</b>	<b>28</b>	<b>15</b>	<b>54%</b>



**2017  
ATLANTA AIRPORT  
YEAR TO DATE CRIME COMPARISON**

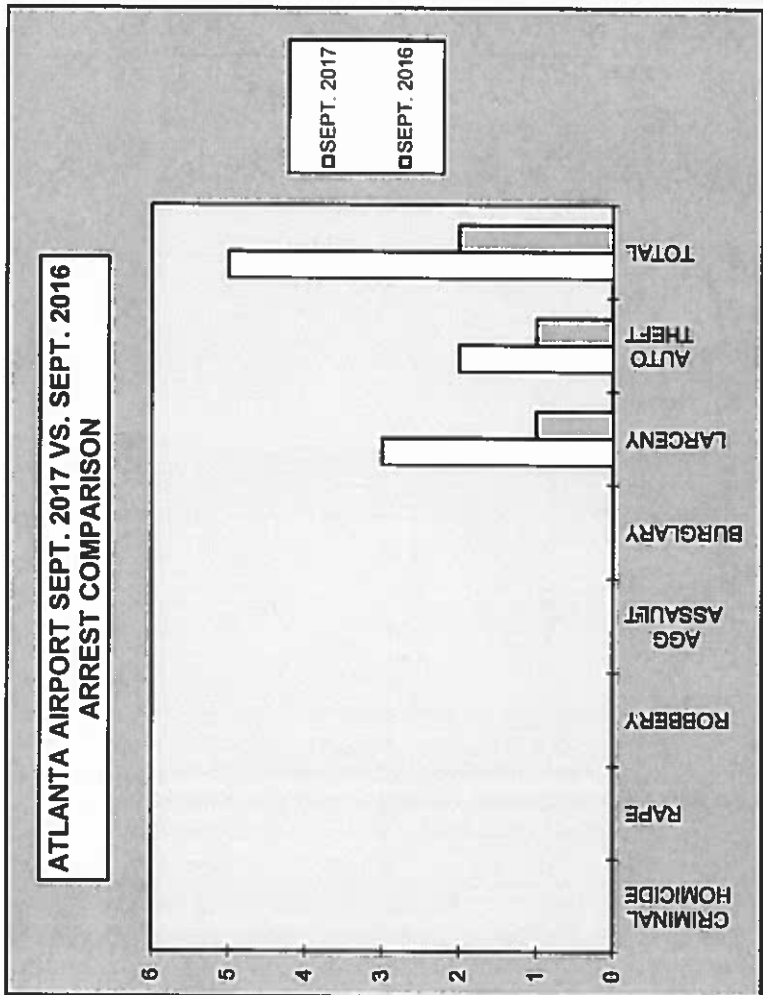
<b>FIRST 9 MONTHS</b>				
CRIME	JAN - SEPT 2017	JAN - SEPT 2016	# DIFFERENCE	% DIFFERENCE
CRIMINAL HOMICIDE	0	0	0	0%
RAPE	1	0	1	100%
ROBBERY	1	4	-3	-75%
AGG. ASSAULT	4	11	-7	-64%
BURGLARY	1	3	-2	-67%
RESIDENCE	0	0	0	0%
NON-RESIDENCE	1	3	-2	-67%
LARCENY	262	180	82	46%
POCKETPICKING	2	3	-1	-33%
PURSE SNATCHING	2	6	-4	-67%
SHOPLIFTING	21	8	13	163%
FROM MOTOR VEHICLES	20	25	-5	-20%
MOTOR VEH. PARTS/ACCESSORIES	10	17	-7	-41%
BICYCLES	1	0	1	100%
FROM BUILDINGS	36	52	-16	-31%
FROM COIN OPERATED MACHINES	0	0	0	0%
ALL OTHER	170	69	101	146%
AUTO THEFT	97	53	44	83%
<b>TOTAL</b>	<b>366</b>	<b>251</b>	<b>115</b>	<b>46%</b>



**2017  
ATLANTA AIRPORT  
ARREST COMPARISON**

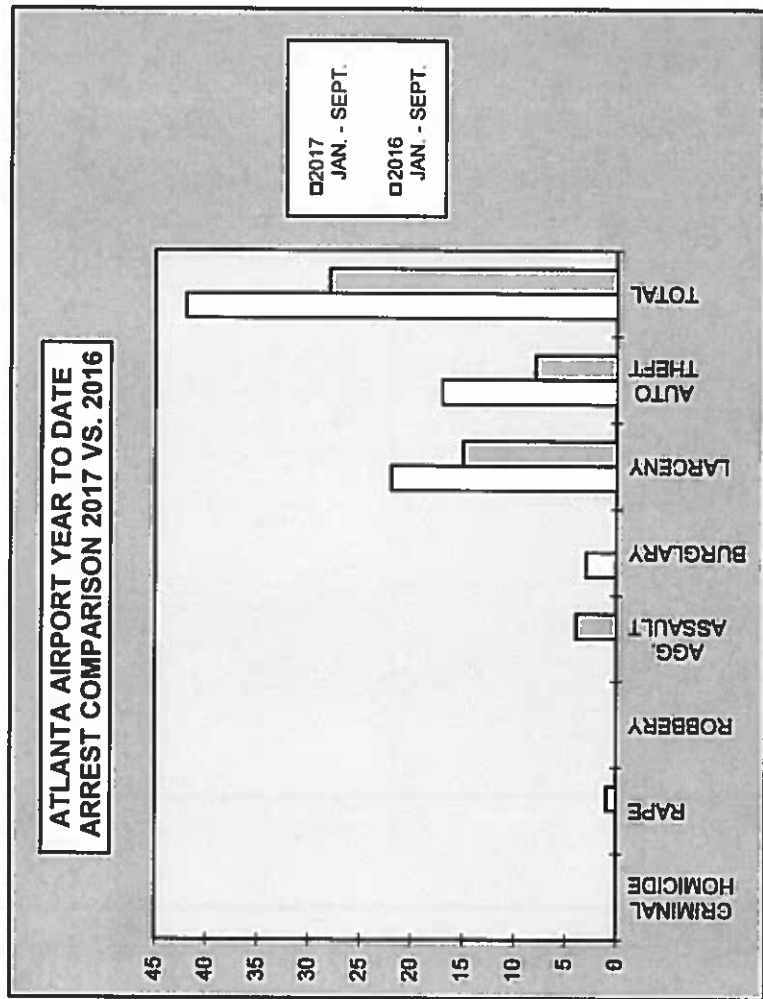
**SEPTEMBER ARREST COMPARISON**

CRIME	SEPT 2017	SEPT. 2016	# DIFFERENCE	% DIFFERENCE
CRIMINAL HOMICIDE	0	0	0	0%
RAPE	0	0	0	0%
ROBBERY	0	0	0	0%
AGG. ASSAULT	0	0	0	0%
BURGLARY	0	0	0	0%
LARCENY	3	1	2	200%
AUTO THEFT	2	1	1	100%
<b>TOTAL</b>	<b>5</b>	<b>2</b>	<b>3</b>	<b>150%</b>



**FIRST 9 MONTHS ARREST COMPARISON**

CRIME	2017 JAN. - SEPT.	2016 JAN. - SEPT.	# DIFFERENCE	% DIFFERENCE
CRIMINAL HOMICIDE	0	0	0	0%
RAPE	0	1	-1	-100%
ROBBERY	0	0	0	0%
AGG. ASSAULT	0	4	-4	-100%
BURGLARY	3	0	3	100%
LARCENY	22	15	7	47%
AUTO THEFT	17	8	9	113%
<b>TOTAL</b>	<b>42</b>	<b>28</b>	<b>14</b>	<b>50%</b>



**2017  
ATLANTA AIRPORT  
CLEAR-UP RATE**

<b>CRIME</b>	<b>ATLANTA AIRPORT SEPT. 2017 CLEAR-UP RATE</b>	<b>ATLANTA AIRPORT SEPT. 2016 CLEAR-UP RATE</b>
CRIMINAL HOMICIDE	0%	0%
RAPE	0%	0%
ROBBERY	0%	0%
AGG. ASSAULT	0%	0%
BURGLARY	0%	0%
LARCENY	18%	6%
AUTO THEFT	5%	11%

