

FBI

UNIFORM CRIME REPORTING

ATLANTA POLICE DEPARTMENT

226 PEACHTREE STREET, SW

ATLANTA, GEORGIA 30303



JANUARY 2012



SUPPORT SERVICES DIVISION  
INFORMATION SERVICES SECTION

# TABLE OF CONTENTS

	Page
U. C. R. COMPARATIVE CRIME REPORT -----	1
RETURN A - MONTHLY RETURN OF OFFENSES KNOWN TO THE POLICE -----	2
PROPERTY STOLEN BY CLASSIFICATION -----	3
	3a
LAW ENFORCEMENT OFFICERS KILLED OR ASSAULTED -----	4
MONTHLY RETURN OF ARSON OFFENSES KNOWN TO LAW ENFORCEMENT -----	5
POLICE DISPOSITION OF JUVENILES -----	6
SUPPLEMENTARY HOMICIDE REPORT -----	7
SEX AND RACE OF PERSONS ARRESTED -----	8
	8a-8e
HOMICIDE COMPARISON REPORT -----	9
HOMICIDE BREAKDOWN REPORT -----	10
SEVEN MAJOR CRIMES - MONTHLY CRIME COMPARISON -----	11
SEVEN MAJOR CRIMES ARREST MONTHLY AND YEAR TO DATE COMPARISON -----	12
CRIMES AGAINST PERSONS MONTHLY AND YEAR TO DATE COMPARISON -----	13
CRIMES AGAINST PROPERTY MONTHLY AND YEAR TO DATE COMPARISON -----	14
CRIMES AGAINST PERSONS & PROPERTY MONTHLY COMPARISON BY ZONES -----	15
SEVEN MAJOR CRIMES MONTHLY CRIME COMPARISON BY ZONES -----	16
SEVEN MAJOR CRIMES - MONTHLY CRIME COMPARISON - ZONE 1 -----	17
SEVEN MAJOR CRIMES - MONTHLY CRIME COMPARISON - ZONE 2 -----	18
SEVEN MAJOR CRIMES - MONTHLY CRIME COMPARISON - ZONE 3 -----	19
SEVEN MAJOR CRIMES - MONTHLY CRIME COMPARISON - ZONE 4 -----	20
SEVEN MAJOR CRIMES - MONTHLY CRIME COMPARISON - ZONE 5 -----	21
SEVEN MAJOR CRIMES - MONTHLY CRIME COMPARISON - ZONE 6 -----	22
CLEAR-UP RATE COMPARISON -----	23
<b>ATLANTA AIRPORT</b> -----	<b>24</b>
RETURN A - MONTHLY RETURN OF OFFENSES KNOWN TO THE POLICE -----	25
PROPERTY STOLEN BY CLASSIFICATION -----	26
	26a
SEX AND RACE OF PERSONS ARRESTED -----	27
	27a-27e
SEVEN MAJOR CRIMES - MONTHLY CRIME COMPARISON -----	28
SEVEN MAJOR CRIMES ARREST MONTHLY AND YEAR TO DATE COMPARISON -----	29
CLEAR-UP RATE COMPARISON -----	30

**JANUARY 2012**  
**U.C.R. COMPARATIVE CRIME REPORT**  
**SUPPORT SERVICES DIVISION**  
**INFORMATION SERVICES SECTION**

	<u>JANUARY 2012</u>		<u>JANUARY 2011</u>		<u>COMPARATIVE ACTUAL</u>	<u>% CHANGE ACTUAL</u>	<u>COMPARATIVE CLEARED</u>	<u>% CHANGE CLEARED</u>
	<u>ACTUAL</u>	<u>CLEARED</u>	<u>ACTUAL</u>	<u>CLEARED</u>				
MURDER	4	4	6	3	-2	-33%	1	33%
RAPE	19	12	10	1	9	90%	11	1100%
ROBBERY	168	35	156	34	12	8%	1	3%
AGG. ASSAULT	244	165	204	119	40	20%	46	39%
BURGLARY - RESIDENCE	464		472		-8	-2%		
BURGLARY - NON-RESIDENCE	68	55	95	71	-27	-28%	-16	-23%
LARCENY - \$200 AND OVER	476		372		104	28%		
LARCENY - \$50 TO \$199	112	252	101	270	11	11%	-18	-7%
LARCENY - UNDER \$50	801		856		-55	-6%		
AUTO THEFT	422	22	396	20	26	7%	2	10%
<b>TOTAL</b>	<b>2,778</b>		<b>2,668</b>		<b>110</b>	<b>4%</b>		
AUTOS RECOVERED	71		93		-22	-24%		

	<u>2012 JANUARY - JANUARY</u>		<u>2011 JANUARY - JANUARY</u>		<u>COMPARATIVE ACTUAL</u>	<u>% CHANGE ACTUAL</u>	<u>COMPARATIVE CLEARED</u>	<u>% CHANGE CLEARED</u>
	<u>ACTUAL</u>	<u>CLEARED</u>	<u>ACTUAL</u>	<u>CLEARED</u>				
MURDER	4	4	6	3	-2	-33%	1	33%
RAPE	19	12	10	1	9	90%	11	1100%
ROBBERY	168	35	156	34	12	8%	1	3%
AGG. ASSAULT	244	165	204	119	40	20%	46	39%
BURGLARY - RESIDENCE	464		472		-8	-2%		
BURGLARY - NON-RESIDENCE	68	55	95	71	-27	-28%	-16	-23%
LARCENY - \$200 AND OVER	476		372		104	28%		
LARCENY - \$50 TO \$199	112	252	101	270	11	11%	-18	-7%
LARCENY - UNDER \$50	801		856		-55	-6%		
AUTO THEFT	422	22	396	20	26	7%	2	10%
<b>TOTAL</b>	<b>2,778</b>		<b>2,668</b>		<b>110</b>	<b>4%</b>		
AUTOS RECOVERED	71		93		-22	-24%		

**RETURN A - MONTHLY RETURN OF OFFENSES KNOWN TO THE POLICE**

1-720b (Rev. 8-30-94)  
OMB No. 1110-0001

This report is authorized by law Title 28, Section 534, U. S. Code. While you are not required to respond, your cooperation in forwarding this report by the 7th day after the close of the month to Uniform Crime Reports, Federal Bureau of Investigation, Washington, D.C. 20535, will assist in compiling comprehensive, accurate national crime figures on a timely basis.

1	2	3	4	5	6
CLASSIFICATION OF OFFENSES	OFFENSES REPORTED OR KNOWN TO POLICE (INCLUDE "UNFOUNDED" AND ATTEMPTS)	UNFOUNDED, I.E., FALSE OR BASELESS COMPLAINTS	NUMBER OF ACTUAL OFFENSES (COLUMN 2 MINUS COLUMN 3) INCLUDE ATTEMPTS	TOTAL OFFENSES CLEARED BY ARREST OR EXCEPTIONAL MEANS (INCLUDES COL. 6)	NUMBER OF CLEARANCES INVOLVING ONLY PERSONS UNDER 18 YEARS OF AGE
1. CRIMINAL HOMICIDE					
a. MURDER AND NONNEGLIGENT HOMICIDE	4	0	4	4	0
b. MANSLAUGHTER BY NEGLIGENCE					
2. FORCIBLE RAPE TOTAL	23	4	19	12	0
a. Rape by Force	22	4	18	12	0
b. Attempts to commit Forcible Rape	1	0	1	0	0
3. ROBBERY TOTAL	171	3	168	35	3
a. Firearm	90	2	88	20	2
b. Knife or Cutting Instrument	3	1	2	0	0
c. Other Dangerous Weapon	12	0	12	2	1
d. Strong-Arm (Hands, Fists, Feet, etc.)	66	0	66	13	0
4. ASSAULT TOTAL	836	12	824	535	23
a. Firearm	82	0	82	56	0
b. Knife or cutting instrument	72	0	72	52	11
c. Other Dangerous Weapon	78	3	75	49	2
d. Strong-Arm	17	2	15	8	0
e. Other Assaults - Simple, Not Aggravated	587	7	580	370	10
5. BURGLARY TOTAL	537	5	532	55	7
a. Forcible Entry	415	3	412	40	4
b. Unlawful Entry - No Force	84	1	83	9	1
c. Attempted Forcible Entry	38	1	37	6	2
6. LARCENY THEFT TOTAL (except Motor Vehicle Theft)	1,416	27	1,389	252	6
7. MOTOR VEHICLE THEFT TOTAL	451	29	422	22	2
a. Autos	408	22	386	17	1
b. Trucks and Buses	34	6	28	5	1
c. Other Vehicles	9	1	8	0	0
GRAND TOTAL	3,438	80	3,358	915	41

CHECKING ANY OF THE APPROPRIATE BLOCKS BELOW WILL ELIMINATE YOUR NEED TO SUBMIT REPORTS WHEN THE VALUES ARE ZERO. THIS WILL ALSO AID THE NATIONAL PROGRAM IN ITS QUALITY CONTROL EFFORTS.

- NO SUPPLEMENTARY HOMICIDE REPORT SUBMITTED SINCE NO MURDERS, JUSTIFIABLE HOMICIDES, OR MANSLAUGHTER BY NEGLIGENCE OCCURRED IN THIS JURISDICTION DURING THE MONTH.
- NO SUPPLEMENT TO RETURN A REPORT SINCE NO CRIME OFFENSES OR RECOVERY OF PROPERTY REPORTED DURING THE MONTH.
- NO LAW ENFORCEMENT OFFICERS KILLED OR ASSAULTED REPORT SINCE NONE OF THE OFFICERS WERE ASSAULTED OR KILLED DURING THE MONTH.

- NO AGE, SEX, AND RACE OF PERSONS ARRESTED UNDER 18 YEARS OF AGE REPORT SINCE NO ARRESTS OF PERSONS WITHIN THIS AGE GROUP.
- NO AGE, SEX, AND RACE OF PERSONS ARRESTED 18 YEARS OF AGE AND OVER REPORT SINCE NO ARRESTS OF PERSONS WITHIN THIS AGE GROUP.
- NO MONTHLY RETURN OF ARSON OFFENSES KNOWN TO LAW ENFORCEMENT REPORT SINCE NO ARSONS OCCURRED.

DO NOT USE THIS SPACE

	INITIALS
RECORDED	
EDITED	
ENTERED	
ADJUSTED	
WORKED	

\* TOTALS INCLUDE PREVIOUS OFFENSES

JANUARY 2012

Month and Year of Report

GAAPD 0000

Agency Identifier

FEBRUARY 13, 2012

Date

ATLANTA POLICE DEPARTMENT - GEORGIA

Agency and State

*Clyde L Johnson* LIEUTENANT  
Prepared By Title  
*George N. Jones* CHIEF  
Chief, Commissioner, Sheriff, or Superintendent

SSD/2-13-12

## PROPERTY STOLEN BY CLASSIFICATION

CLASSIFICATION	DATA ENTRY	Number of Actual Offenses (Column 4 Return A)	Monetary Value of Property Stolen
1. MURDER AND NONNEGLIGENT MANSLAUGHTER	12	4	\$ 0.00
2. FORCIBLE RAPE	20	19	\$ 50.00
3. ROBBERY			
(a) HIGHWAY (streets, alleys, etc.)	31	120	74,338.00
(b) COMMERCIAL HOUSE (except c, d, and f)	32	13	8,040.00
(c) GAS OR SERVICE STATION	33	0	0.00
(d) CONVENIENCE STORE	34	2	502.00
(e) RESIDENCE (anywhere on premises)	35	16	6,862.00
(f) BANK	36	1	1.00
(g) MISCELLANEOUS	37	16	8,567.00
TOTAL ROBBERY	30	168	\$ 98,310.00
5. BURGLARY - BREAKING OR ENTERING			
(a) RESIDENCE (dwelling)			
(1) NIGHT (6 p.m. - 6 a.m.)	51	128	133,571.00
(2) DAY (6 a.m. - 6 p.m.)	52	336	423,686.00
(3) UNKNOWN	53	0	0.00
(b) NON-RESIDENCE (store, office, etc.)			
(1) NIGHT (6 p.m. - 6 a.m.)	54	41	190,516.00
(2) DAY (6 a.m. - 6 p.m.)	55	27	20,400.00
(3) UNKNOWN	56	0	0.00
TOTAL BURGLARY	50	532	\$ 768,173.00
6. LARCENY - THEFT (Except Motor Vehicle Theft)			
(a) \$200 AND OVER	61	476	833,876.00
(b) \$50 TO \$200	62	112	11,830.00
(c) UNDER \$50	63	801	2,169.00
TOTAL LARCENY (Same as Item 6X)	60	1,389	\$ 847,875.00
7. MOTOR VEHICLE THEFT (Include Alleged Joy Ride)	70	422	\$ 354,089.00
GRAND TOTAL - ALL ITEMS	77	/	\$ 2,068,497.00
ADDITIONAL ANALYSIS OF LARCENY AND MOTOR VEHICLE THEFT			
6X. NATURE OF LARCENIES UNDER ITEM 6			
(a) POCKET-PICKING	81	10	6,872.00
(b) PURSE-SNATCHING	82	28	11,261.00
(c) SHOPLIFTING	83	235	7,953.00
(d) FROM MOTOR VEHICLES (except e)	84	532	433,953.00
(e) MOTOR VEHICLE PARTS AND ACCESSORIES	85	161	75,346.00
(f) BICYCLES	86	10	2,353.00
(g) FROM BUILDING (except c and h)	87	144	137,506.00
(h) FROM ANY COIN-OPERATED MACHINES (parking meters, etc.)	88	1	518.00
(i) ALL OTHER	89	268	172,113.00
TOTAL LARCENIES (Same as Item 6)	80	1,389	\$ 847,875.00
7X. MOTOR VEHICLES RECOVERED			
(a) STOLEN LOCALLY AND RECOVERED LOCALLY	91	64	
(b) STOLEN LOCALLY AND RECOVERED BY OTHER JURISDICTIONS	92	7	
(c) TOTAL LOCALLY STOLEN MOTOR VEHICLES RECOVERED (a & b)	93	71	
(d) STOLEN IN OTHER JURISDICTIONS AND RECOVERED LOCALLY	90	N/A	

SUPPLEMENT TO RETURN A  
MONTHLY RETURN OF OFFENSES KNOWN TO THE POLICE

1-706 (Rev.8-30-94)  
Form Approved  
OMB No. 1110-0007

"This report is authorized by law, Title 28, Section 534, U.S. Code. While you are not required to respond, your cooperation in submitting this report with the Return A will assist the FBI in compiling comprehensive, accurate figures on a timely basis.

This form deals with the nature of crime and the monetary value of property stolen and recovered. The total offenses recorded on the form should be the same as the number of actual offenses listed in Column 4 of the Return A for each crime class. Include attempted crimes on this form, but do not include unfounded offenses. If you cannot complete the report in all areas, please record as much information as is available. Tally sheets will be sent upon request.

PROPERTY BY TYPE AND VALUE

Type of Property  (1)	Data Entry	Monetary Value of Property Stolen in Your Jurisdiction	
		Stolen (2)	Recovered (3)
(A) Currency, Notes, Etc.	01	\$ 224,375.00	\$ 0.00
(B) Jewelry and Precious Metals	02	242,977.00	0.00
(C) Clothing and Furs	03	117,177.00	0.00
(D) Locally Stolen Motor Vehicles	04	354,089.00	22.00
(E) Office Equipment	05	31,847.00	0.00
(F) Televisions, Radios, Stereos, Etc.	06	459,382.00	1.00
(G) Firearms	07	16,986.00	0.00
(H) Household Goods	08	47,822.00	0.00
(I) Consumable Goods	09	9,360.00	0.00
(J) Livestock	10	0.00	0.00
(K) Miscellaneous	11	564,482.00	5.00
<b>TOTAL</b>	<b>00</b>	<b>\$ 2,068,497.00</b>	<b>\$ 28.00</b>

The total of this column should agree with the Grand Total (DATA ENTRY 77) shown on page 2.

Include in this column all property recovered even though stolen in prior months. The above is an accounting for only that property stolen in your jurisdiction. This will include property recovered for you by other jurisdictions, but not property you recover for them.

FEBRUARY 13, 2012

DATE

*Clifton L Johnson*

LIEUTENANT

PREPARED BY

TITLE

*George N. Jones*

CHIEF

CHIEF, COMMISSIONER, SHERIFF OR SUPERINTENDENT

FEBRUARY 2012

Month and Year of Report

GAAPD 0000

Agency Identifier

ATLANTA POLICE DEPARTMENT - GEORGIA

Agency and State

**LAW ENFORCEMENT OFFICERS KILLED OR ASSAULTED**

It is requested this report be completed and transmitted with monthly crime reports to: Director, Federal Bureau of Investigation, Uniform Crime Reports, Washington, D. C. 20535. This form should be used to report the number of your officers who were assaulted or killed in the line of duty during the month. Additional information concerning officers killed will be requested by a separate questionnaire.

<b>OFFICERS KILLED</b> Number of your law enforcement officers killed in the line of duty this month.	By felonious act <u>          0          </u> By accident or negligence <u>          1          </u>
--	---

**Officers Assaulted (Do not include officers killed) - See other side for instructions.**

Type of Activity	Total Assaults by Weapon A	Type of Weapon				Two-Officer Vehicle F	Type of Assignment						Police Assaults Cleared M	
		Firearm B	Knife or Other Cutting Instrument C	Other Dangerous Weapon D	Hands, Fists, Feet, etc. E		One-Officer Vehicle		Detective or Special Assign.		Other			
							Alone G	As-sisted H	Alone I	As-sisted J	Alone K	As-sisted L		
1. Responding to "Disturbance" calls (family quarrels, man with gun, etc.)	1				1		1							1
2. Burglaries in progress or pursuing burglary suspects	0													
3. Robberies in progress or pursuing robbery suspects	0													
4. Attempting other arrests	2				2			2						2
5. Civil disorder (riot, mass disobedience)	0													
6. Handling, transporting, custody of prisoners	9	1			8			9						8
7. Investigating suspicious persons or circumstances	1				1		1							1
8. Ambush - no warning	0													
9. Mentally deranged	0													
10. Traffic pursuits and stops	3				3			3						2
11. All Other	8		2		6		1	7						9
<b>12. TOTAL (1-11)</b>	<b>24</b>	<b>1</b>	<b>2</b>	<b>0</b>	<b>21</b>	<b>0</b>	<b>3</b>	<b>21</b>	<b>0</b>	<b>0</b>	<b>0</b>	<b>0</b>	<b>0</b>	<b>23</b>
13. Number with personal injury	0													
14. Number without personal injury	24	1	2		21									
15. Time of assaults														
AM	2	1												4
PM	6	5	2	1	2									1

<b>DO NOT WRITE HERE</b>	
Recorded	Initials
Edited	
Punched	
Verified	
Adjusted	
DOJ/FBI	

JANUARY 2012                      GAAPD 0000  
 Month and Year                      Agency identifier  
 ATLANTA POLICE DEPARTMENT      GEORGIA  
 Agency                                      State

*Clifton Johnson*      LIEUTENANT  
 Prepared By                              Title  
*George N. Jones*                      CHIEF  
 Chief, Sheriff, Commissioner, Superintendent

12:01    2:00    4:00    6:00    8:00    10:00    12:00

MONTHLY RETURN OF ARSON OFFENSES KNOWN TO LAW ENFORCEMENT

DO-73 (2-11-82)  
Form Approved  
OMB No. 1110-0008

This report is authorized by law Title 28, Section 534, United States Code, and the enactment of the fiscal year 1979, Department of Justice Authorization Bill S. 3151. While you are not required to respond, your cooperation in using this form to report all incidents of arson which become known to your department during the month will assist the FBI in compiling comprehensive, accurate data on a timely basis. Instructions appear on reverse side.

1		2	3	4	5	6	7	8
PROPERTY CLASSIFICATION		Offenses Reported or Known to Police (Include Unfounded and Attempts)	Unfounded, i.e. False or Baseless Complaints	Number of Actual Offenses (Column 2 Minus Column 3 (Include Attempts))	Total Offenses Cleared by Arrest or Exceptional Means (Include Column 6)	Number of Clearances Involving Only Persons Under 18 Years of Age	Offenses Where Structures Uninhabited Abandoned, or not Normally in Use	Estimated Value of Property Damage
STRUCTURAL	A. Single Occupancy Residential: Houses, Townhouses, Duplexes, etc.	15	8	7			6	\$ 58,000.
	B. Other Residential: Apartments, Tenements, Flats, Hotels, Motels, Inns, Dormitories, Boarding Houses, etc.	5	3	2				\$ 2,500.
	C. Storage: Barns, Garages, Warehouses, etc.							\$
	D. Industrial/Manufacturing							\$
	E. Other Commercial: Stores, Restaurants, Offices, etc.	2	1	1				\$ 2,000.
	F. Community/Public: Churches, Jails, Schools, Colleges, Hospitals, etc.							\$
	G. All Other Structure: Out Buildings, Monuments, Buildings Under Construction, etc.							\$
TOTAL STRUCTURE		22	12	10			6	\$ 62,500.
MOBILE	H. Motor Vehicles: Automobiles, Trucks, Buses, Motorcycles, etc.: UCR Definition	5		5	1			\$ 13,000.
	I. Other Mobile Property: Trailers, Recreational Vehicles, Airplanes, Boats, etc.							\$
	TOTAL MOBILE	5		5	1			\$ 13,000.
J. TOTAL OTHER Crops, Timber, Fences, Signs, etc.								\$
GRAND TOTAL		27	12	15	1		6	\$ 75,500.

Agency Identifier GAAPD 0000 Month JANUARY 2012  
 Agency ATLANTA POLICE DEPARTMENT State GEORGIA  
 Prepared by *Clifton L Johnson* LIEUTENANT  
*George J. ...* CHIEF  
 Chief, Commissioner, Sheriff, or Superintendent

DO NOT WRITE HERE	
Recorded	
Edited	
Entered	
Adjusted	
Corres.	



AGENCY IDENTIFIER GAAPD 0000 REPORTING PERIOD JANUARY 20 12

AGENCY NAME ATLANTA POLICE DEPARTMENT

POLICE DISPOSITION OF JUVENILES

-Not to include neglect or traffic cases-

1. Handled within Department and released. (Warning, released to parents, etc.)	_____
2. Referred to juvenile court or probation department.	_____ 86
3. Referred to welfare agency.	_____ 3
4. Referred to other police agency.	_____
5. Referred to criminal or adult court.	_____
TOTAL	_____ 89

FEBRUARY 15, 2012

DATE

*Clifton Johnson*

LIEUTENANT

PREPARED BY

TITLE

*George N. Jones*

CHIEF

APPROVED BY

TITLE

GCIC USE ONLY

Recorded	_____
Reviewed	_____
Punched	_____
Verified	_____

RETURN TO:

Georgia Crime Information Center/Uniform Crime Reporting  
P. O. Box 1456  
Atlanta, Georgia 30301

Return on or before the 7th of the following month.

GCIC/UCR-012 (9/74)

PAGE 1 OF 1  
SUPPLEMENTARY HOMICIDE REPORT

1-704 (Rev. 4-24-95)  
Form Approved  
OMB No. 1110-0002

This report is authorized by law Title 28, Section 534, United States Code. While you are not required to respond, your cooperation in using this form to list data pertaining to all homicides reported on your Return A will assist the FBI in compiling comprehensive, accurate data regarding this important classification on a timely basis.

1a. Murder and Nonnegligent Manslaughter

List below specific information for all offenses shown in item 1a of the monthly Return A. In addition, list all justifiable killings of felons by a citizen or by a peace officer in the line of duty. A brief explanation in the circumstances column regarding unfounded homicide offenses will aid the national Uniform Crime Reporting Program in editing the reports.

Incident	Situation*	Victim**				Offender**				Data Code			Weapon Used (Handgun, Rifle, Shotgun, Club, Poison, etc.)	Relationship of Victim to Offender (Husband, Wife, Son, Father, Acquaintance, Neighbor, Stranger, etc.)	Circumstances (Victim shot by robber, robbery victim shot robber, killed by patron during barroom brawl, etc.)
		Age	Sex	Race	Ethnicity	Age	Sex	Race	Ethnicity	Do Not Write In These Spaces					
B		37	F	B	N								HANDGUN	UNKNOWN	OTHER
A		17	F	B	N	18	M	B	N				HANDGUN - 380 CAL	GIRLFRIEND	OTHER - HORSEPLAY
B		30	M	B	N								HANDGUN	UNKNOWN	OTHER
B		56	M	B	N								KNIFE	UNKNOWN	OTHER

\*  
\*\* - See reverse side for explanation

JANUARY 2012  
Month and Year  
ATLANTA POLICE DEPARTMENT  
Agency

GAAPD 0000  
Agency Identifier  
GEORGIA  
State

*Clifton Johnson*  
Prepared By  
*George N. Jones*  
Chief, Sheriff, Commissioner, Superintendent

LIEUTENANT  
Title  
CHIEF

DO NOT WRITE HERE	
Recorded	
Edited	
Punched	
Verified	
Adjusted	

**ATLANTA POLICE DEPARTMENT  
AGE, SEX, AND RACE OF PERSONS ARRESTED  
17 YEARS OF AGE AND OVER**

MONTH JANUARY

YEAR 2012

CLASSIFICATION OF OFFENSES	SEX	AGE OF PERSON ARRESTED																TOTAL	RACE				ETHNIC			
		17	18	19	20	21	22	23	24 29	30 34	35 39	40 44	45 49	50 54	55 59	60 64	65 UP		White	Black	Native Amer.	Asian/Pacific	Whi. Hispanic	Blck Hispanic		
Murder/Nonnegligent Manslaughter	01a	M		2	2					1								5								
	F																	0		5						
Manslaughter by Negligence	01b	M																0								
	F																	0								
Forcible Rape	02	M					1		2	1	2							6								
	F																	0	1	5						
Robbery	03	M	4	1	4	2	2	1	2	6	4	1		2	1			30								
	F				1						1			1				3	1	32						
Aggravated Assault	04	M	2	2		3	4	2	7	11	9	5	7	5	1	4	2	64								
	F	1		1		3	3	1	3	1	6		6	4	2	1	1	33	7	90						
Burglary- Breaking or Entering	05	M	6	3	5		2	2		4	7	6	7	4	6	4	1	57								
	F							1		2			2	1	2			8	3	62						
Larceny - Theft (except Motor Vehicle Theft)	06	M	12	6	4	6	5	3	4	22	25	10	14	20	22	5	4	3	165							
	F	8	6	4	4	4	2	3	5	7	5	5	5	4	4	1	1	68	26	206		1				
Motor Vehicle Theft	07	M	1	3	1					2		1	1		3			12								
	F									1			1					2		14						
Other Assaults	08	M	2	5	6	12	4	5	9	39	38	25	21	21	11	9	4	1	212							
	F	3	2	3	3	3	2	2	12	9	7	5	4	3	3		1	62	35	235	2	2				
Arson	09	M																0								
	F																	0								
Forgery and Counterfeiting	10	M					1		3	2	6	3	3	2				20								
	F		1											1				2	4	18						
Fraud	11	M			1		1	1	2	2	1	2	6	4	1	1	1	23								
	F			2	1				1	2	2	5	1			1		15	8	30						
Embezzlement	12	M										1	1					2								
	F			1			1		2					1				5	1	6						
Stolen Property; Buying, Receiving, Possessing	13	M	1			1	2	1	4	4	2	4	7	2				28								
	F				1				1				1	1				4	2	30						
Vandalism	14	M	1	2	1			1	1	7	5	8	1	5	1	3	1	37								
	F	1			1			1	2			1	2	1		1		10	9	37		1				
Weapons	15	M	2	1	1	2			4	5		1	2	1		1		20								
	F					1			1									2	1	21						

ATLANTA POLICE DEPARTMENT  
AGE, SEX, AND RACE OF PERSONS ARRESTED  
17 YEARS OF AGE AND OVER

MONTH JANUARY

YEAR 2012

CLASSIFICATION OF OFFENSES	SEX	AGE OF PERSON ARRESTED															TOTAL	RACE				ETHNIC			
		17	18	19	20	21	22	23	24 29	30 34	35 39	40 44	45 49	50 54	55 59	60 64		65 UP	White	Black	Native Amer.	Asian/Pacific	Whi. Hispanic	Blck Hispanic	
Prostitution and Commercialized Vice	M								4	2	1	4	2	1		1		15							
	F	1		1	2	3	2	2	6	7	2	6	2	1	3	2		40	11	38		6			
Sex Offenses (except Rape and Prostitution)	M		1	2		3	1		2	11	8	9	16	16	10	7	5	91							
	F							1				1	2	1	2			7	11	86		1			
Drug Abuse Violations Grand Total	M	2	12	8	10	15	21	5	64	54	39	28	32	15	17	9	2	333							
	F	0	1	2	1	1	5	3	10	3	7	5	5	4	1	1	0	49	42	337	2	1	0	0	
(1) Sale/Manufacturing Subtotal	M	0	2	0	0	3	3	0	8	11	5	2	2	1	1	0	0	38							
	F	0	0	0	0	0	0	1	2	0	1	0	1	0	0	0	0	5	3	40	0	0	0	0	
Opium or Cocaine and their derivatives	M					1	1		2	8	3	1		1	1			18							
	F										1		1					2	3	17					
Marijuana	M		2			2	2		6	3	2	1	1					19							
	F							1	2									3		22					
Synthetic Narcotics	M																	0							
	F																	0							
Other Dangerous Non-Narcotic Drugs	M												1					1							
	F																	0		1					
(2) Possession Subtotal	M	2	10	8	10	12	18	5	56	43	34	26	30	14	16	9	2	295							
	F	0	1	2	1	1	5	2	8	3	6	5	4	4	1	1	0	44	39	297	2	1	0	0	
Opium or Cocaine and their derivatives	M				1	3	5	1	13	15	11	13	17	10	9	8	1	107							
	F		1				2		1	2	4	1	1	3	1	1		17	18	104	2				
Marijuana	M	2	10	8	9	9	13	4	42	26	23	13	13	4	7	1	1	185							
	F			2	1	1	3	2	7	1	2	2	3	1				25	17	192		1			
Synthetic Narcotics	M																	0							
	F											2						2	1	1					
Other Dangerous Non-Narcotic Drugs	M								1	2								3							
	F																	0	3						
Gambling Total	M	0	0	0	0	0	0	0	2	1	0	0	1	1	1	0	0	6							
	F	0	0	0	0	0	0	0	0	0	0	0	0	0	0	0	0	0	0	6	0	0	0	0	
Bookmaking	M																	0							
	F																	0							
Numbers and Lottery	M																	0							
	F																	0							

- 8 -

**ATLANTA POLICE DEPARTMENT  
AGE, SEX, AND RACE OF PERSONS ARRESTED  
17 YEARS OF AGE AND OVER**

MONTH JANUARY

YEAR 2012

CLASSIFICATION OF OFFENSES	SEX	AGE OF PERSON ARRESTED																TOTAL	RACE				ETHNIC	
		17	18	19	20	21	22	23	24 29	30 34	35 39	40 44	45 49	50 54	55 59	60 64	65 UP		White	Black	Native Amer.	Asian/Pacific	Whi. Hispanic	Blck Hispanic
All Other Gambling	M							2	1				1	1	1			6						
	F																	0		6				
Offenses Against Family And Children	M							1										1						
	F							1										1		1		1		
Driving Under the Influence	M			1			3	20	6	6	11	6	3	2			3	61						
	F		1	1			4	2	4	6	2	4						24	41	43		1		
Liquor Laws	M			1	1			3	10	15	13	33	32	37	25	8	6	184						
	F							1	3	2	6	12	4	3				31	25	188	1	1		
Drunkenness	M						1	3	3	2	10	10	22	10	10	4	3	78						
	F						1	1	7		3	4	4	2				22	22	78				
Disorderly Conduct	M	8	4	2	8	6	5	4	19	21	17	22	41	23	19	8	2	209						
	F		2	2	2	4	6	1	17	6	8	7	3	2	1	1		62	36	235				
Vagrancy	M							3	2	1	5	12	10	7	2			42						
	F											1	2		1			4	9	37				
All Other Offenses (except Traffic)	M	5	3	3	4	4	4	4	33	30	26	33	43	48	30	11	1	282						
	F		1	2	3	1	3	1	10	6	5	12	7	4	1			56	32	304		2		
Suspicion	M																	0						
	F																	0						
<b>TOTAL</b>		60	59	61	68	67	80	63	346	305	235	277	341	257	171	73	30	2493	327	2144	5	17	0	0

JANUARY 2012

Month and Year of Report

GAAPD 0000

Agency Identifier

FEBRUARY 14, 2012

Date

*Clifton Johnson*

Prepared By

LIEUTENANT

Title

*George W. Jones*

Chief, Commissioner, Sheriff, or Superintendent

CHIEF

ATLANTA POLICE DEPARTMENT - GEORGIA

Agency and State

ATLANTA POLICE DEPARTMENT  
 AGE, SEX, AND RACE OF PERSONS ARRESTED  
 16 YEARS OF AGE AND UNDER

MONTH JANUARY

YEAR 2012

CLASSIFICATION OF OFFENSES	SEX	AGE					TOTAL	RACE				ETHNIC		
		09	1012	1314	15	16		White	Black	Native Amer.	Asian/Pacific	Whi. Hispanic	Blck Hispanic	
Murder/Nonnegligent Manslaughter	01a M						0							
	F						0							
Manslaughter by Negligence	01b M						0							
	F						0							
Forcible Rape	02 M						0							
	F						0							
Robbery	03 M			7	1	1	9							
	F						0		9					
Aggravated Assault	04 M		2	2		2	6							
	F		1	1		1	3		9					
Burglary- Breaking or Entering	05 M			6	5	7	18							
	F						0	1	17					
Larceny - Theft (except Motor Vehicle Theft)	06 M				4	3	7							
	F	1			1	4	6	1	12					
Motor Vehicle Theft	07 M		1	6	5	1	13							
	F						0		13					
Other Assaults	08 M		1		2	2	5							
	F	1	1	3		3	8	1	12					
Arson	09 M						0							
	F						0							
Forgery and Counterfeiting	10 M						0							
	F						0							
Fraud	11 M						0							
	F						0							
Embezzlement	12 M						0							
	F						0							
Stolen Property; Buying, Receiving, Possessing	13 M					1	1							
	F						0		1					
Vandalism	14 M			2			2							
	F					3	3		5					
Weapons	15 M						0							
	F						0							
Prostitution and Commercialized Vice	16 M						0							
	F						0							

ATLANTA POLICE DEPARTMENT  
 AGE, SEX, AND RACE OF PERSONS ARRESTED  
 16 YEARS OF AGE AND UNDER

MONTH JANUARY

YEAR 2012

CLASSIFICATION OF OFFENSES	SEX	AGE						RACE				ETHNIC		
		09	1012	1314	15	16	TOTAL	White	Black	Native Amer.	Asian/Pacific	Whi. Hispanic	Blck Hispanic	
Sex Offenses (except Rape and Prostitution) 17	M						0							
	F						0							
Drug Abuse Violations Grand Total 18	M	0	0	0	0	1	1							
	F	0	0	0	0	0	0	0	1	0	0	0	0	0
(1) Sale/Manufacturing Subtotal 180	M	0	0	0	0	0	0							
	F	0	0	0	0	0	0	0	0	0	0	0	0	0
Opium or Cocaine and their Derivatives a	M						0							
	F						0							
Marijuana b	M						0							
	F						0							
Synthetic Narcotics c	M						0							
	F						0							
Other Dangerous Non-Narcotic Drugs d	M						0							
	F						0							
(2) Possession Subtotal 185	M	0	0	0	0	1	1							
	F	0	0	0	0	0	0	0	1	0	0	0	0	0
Opium or Cocaine and their Derivatives e	M						0							
	F						0							
Marijuana f	M					1	1							
	F						0		1					
Synthetic Narcotics g	M						0							
	F						0							
Other Dangerous Non-Narcotic Drugs h	M						0							
	F						0							
Gambling Total 19	M	0	0	0	0	0	0							
	F	0	0	0	0	0	0	0	0	0	0	0	0	0
Bookmaking a	M						0							
	F						0							
Numbers and Lottery b	M						0							
	F						0							
All Other Gambling c	M						0							
	F						0							
Offenses Against Family and Children 20	M						0							
	F						0							

**ATLANTA POLICE DEPARTMENT  
AGE, SEX, AND RACE OF PERSONS ARRESTED  
16 YEARS OF AGE AND UNDER**

MONTH JANUARY

YEAR 2012

CLASSIFICATION OF OFFENSES	SEX	AGE						RACE				ETHNIC		
		0 9	10 12	13 14	15	16	TOTAL	White	Black	Native Amer.	Asian/Pacific	Whi. Hispanic	Blck Hispanic	
Driving Under the Influence	M						0							
	F						0							
Liquor Laws	M						0							
	F						0							
Drunkenness	M	1					1							
	F						0		1					
Disorderly Conduct	M		1			2	3							
	F						0		3					
Vagrancy	M						0							
	F						0							
All Other Offenses (except Traffic)	M					2	2							
	F				1		1		3					
Suspicion	M						0							
	F						0							
Curfew and Loitering	M						0							
	F						0							
Run-Aways	M						0							
	F						0							
<b>Total</b>			3	7	27	19	33	89	3	86	0	0	0	0

JANUARY 2012  
Month and Year of Report

GAAPD 0000  
Agency Identifier

FEBRUARY 14, 2012  
Date

ATLANTA POLICE DEPARTMENT - GEORGIA  
Agency and State

*[Signature]* LIEUTENANT  
Prepared By

*[Signature]* CHIEF  
Chief, Commissioner, Sheriff, or Superintendent

-38-



**UNIFORM CRIME REPORTING**

**LAW ENFORCEMENT  
OPERATIONS  
&  
MANAGEMENT**

**CRIME AREA COMPARISON**

**SUPPORT SERVICES DIVISION  
Information Services Section**

**JANUARY 2012  
JANUARY 2011**


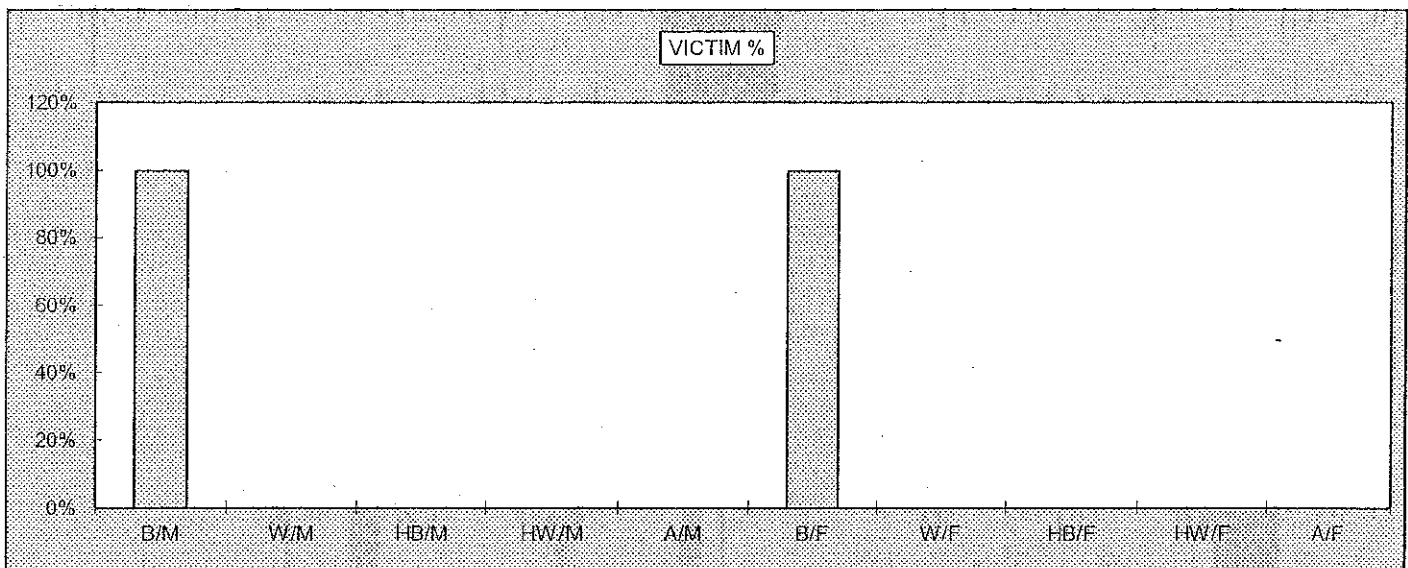
JANUARY HOMICIDE COMPARISON  
BY RACE, SEX, AND ETHNIC ORIGIN

	VICTIM	PERPETRATOR
B/M	2	1
W/M	0	0
HB/M	0	0
HW/M	0	0
A/M	0	0
<b>TOTAL MALES</b>	<b>2</b>	<b>1</b>
B/F	2	0
W/F	0	0
HB/F	0	0
HW/F	0	0
A/F	0	0
<b>TOTAL FEMALES</b>	<b>2</b>	<b>0</b>
<b>TOTAL</b>	<b>4</b>	<b>1</b>

	VICTIM %	PERPETRATOR %
B/M	100%	100%
W/M	0%	0%
HB/M	0%	0%
HW/M	0%	0%
A/M	0%	0%

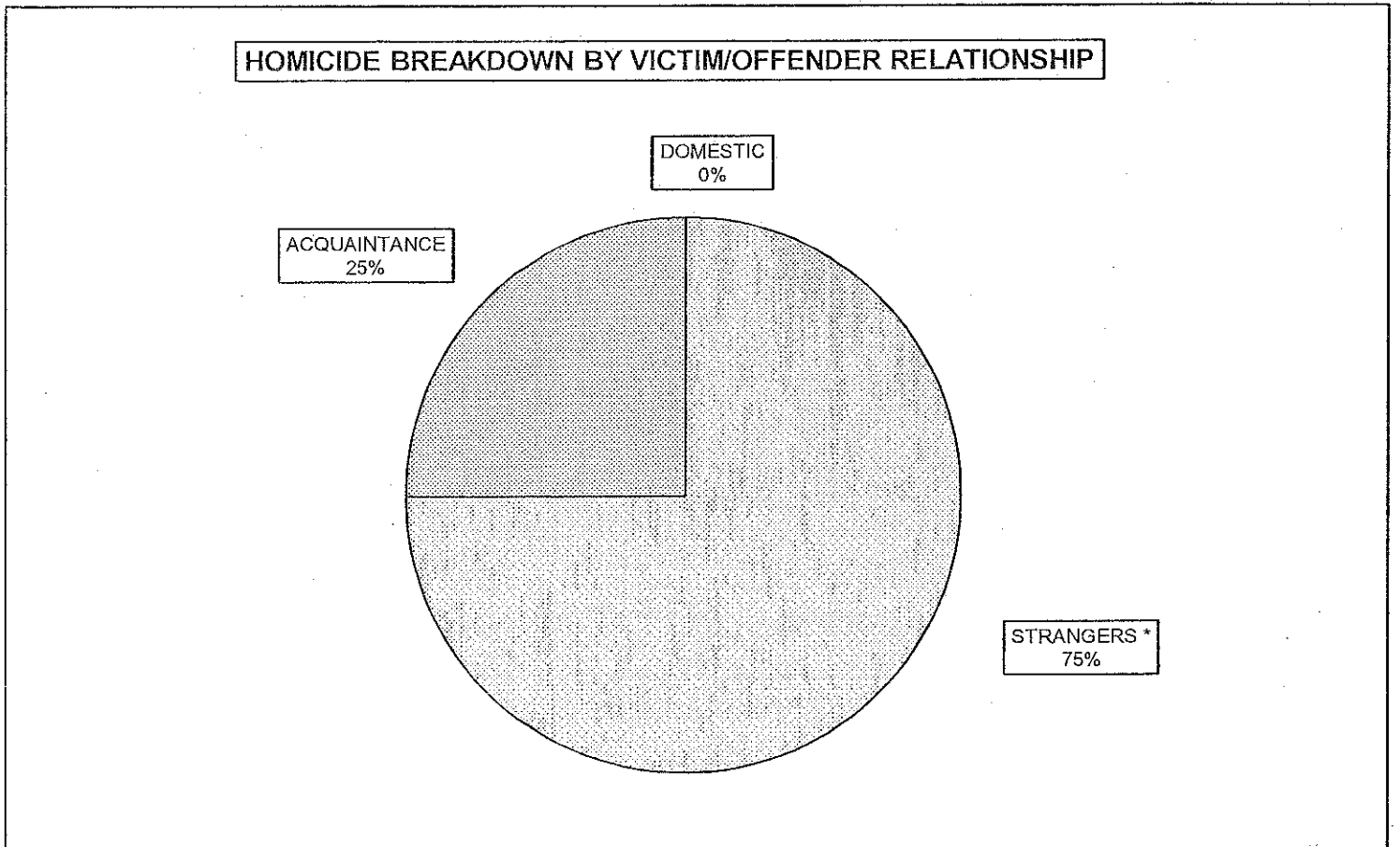
B/F	100%	0%
W/F	0%	0%
HB/F	0%	0%
HW/F	0%	0%
A/F	0%	0%

PERPETRATOR UNKNOWN FOR 3 HOMICIDES



**2012  
HOMICIDE BREAKDOWN  
YEAR TO DATE**

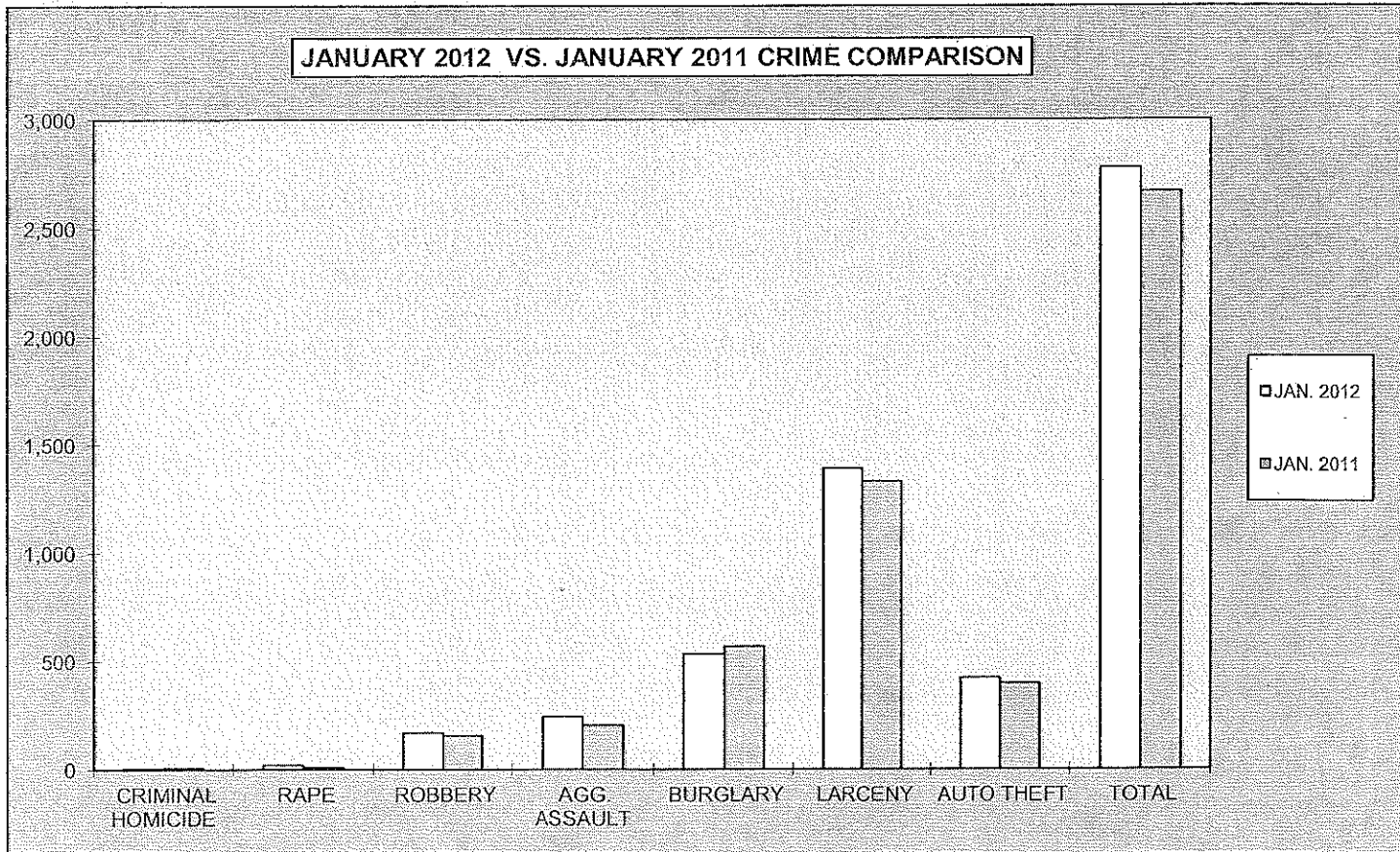
JANUARY							
MONTH	ACTUAL	DOMESTIC	%	STRANGERS *	%	ACQUAINTANCE	%
JANUARY	4	0	0%	3	75%	1	25%
FEBRUARY							
MARCH							
APRIL							
MAY							
JUNE							
JULY							
AUGUST							
SEPTEMBER							
OCTOBER							
NOVEMBER							
DECEMBER							
<b>TOTAL</b>	<b>4</b>	<b>0</b>	<b>0%</b>	<b>3</b>	<b>75%</b>	<b>1</b>	<b>25%</b>



\* UNKNOWN INCLUDED IN WITH STRANGERS

**2012  
MONTHLY CRIME COMPARISON**

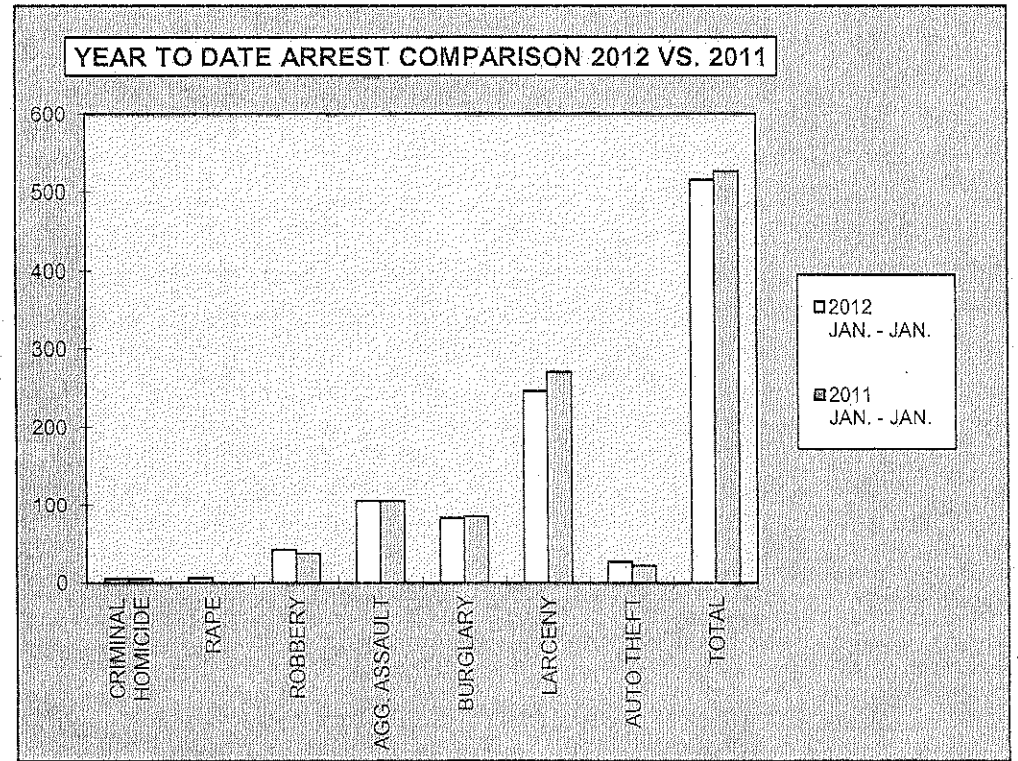
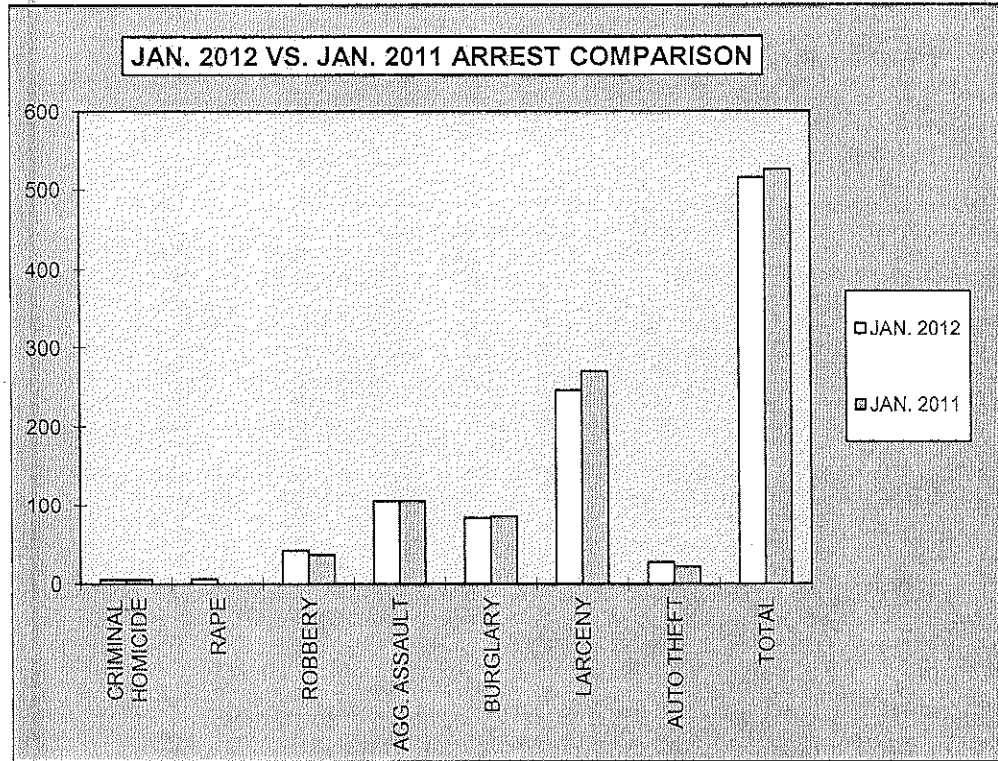
CRIME	JAN. 2012	JAN. 2011	# DIFFERENCE	% DIFFERENCE
CRIMINAL HOMICIDE	4	6	-2	-33%
RAPE	19	10	9	90%
ROBBERY	168	156	12	8%
AGG. ASSAULT	244	204	40	20%
BURGLARY	532	567	-35	-6%
RESIDENCE	464	472	-8	-2%
NON-RESIDENCE	68	95	-27	-28%
LARCENY	1,389	1,329	60	5%
POCKETPICKING	10	3	7	233%
PURSE SNATCHING	28	19	9	47%
SHOPLIFTING	235	222	13	6%
FROM MOTOR VEHICLES	532	600	-68	-11%
MOTOR VEH. PARTS/ACCESSORIES	161	137	24	18%
BICYCLES	10	10	0	0%
FROM BUILDINGS	144	159	-15	-9%
FROM COIN OPERATED MACHINES	1	1	0	0%
ALL OTHER	268	178	90	51%
AUTO THEFT	422	396	26	7%
<b>TOTAL</b>	<b>2,778</b>	<b>2,668</b>	<b>110</b>	<b>4%</b>



**2012  
ARREST COMPARISON**

JANUARY ARREST COMPARISON				
CRIME	JAN. 2012	JAN. 2011	# DIFFERENCE	% DIFFERENCE
CRIMINAL HOMICIDE	5	5	0	0%
RAPE	6	0	6	100%
ROBBERY	42	37	5	14%
AGG. ASSAULT	106	106	0	0%
BURGLARY	83	85	-2	-2%
LARCENY	246	271	-25	-9%
AUTO THEFT	27	22	5	23%
<b>TOTAL</b>	<b>515</b>	<b>526</b>	<b>-11</b>	<b>-2%</b>

FIRST MONTH ARREST COMPARISON				
CRIME	2012 JAN. - JAN.	2011 JAN. - JAN.	# DIFFERENCE	% DIFFERENCE
CRIMINAL HOMICIDE	5	5	0	0%
RAPE	6	0	6	100%
ROBBERY	42	37	5	14%
AGG. ASSAULT	106	106	0	0%
BURGLARY	83	85	-2	-2%
LARCENY	246	271	-25	-9%
AUTO THEFT	27	22	5	23%
<b>TOTAL</b>	<b>515</b>	<b>526</b>	<b>-11</b>	<b>-2%</b>

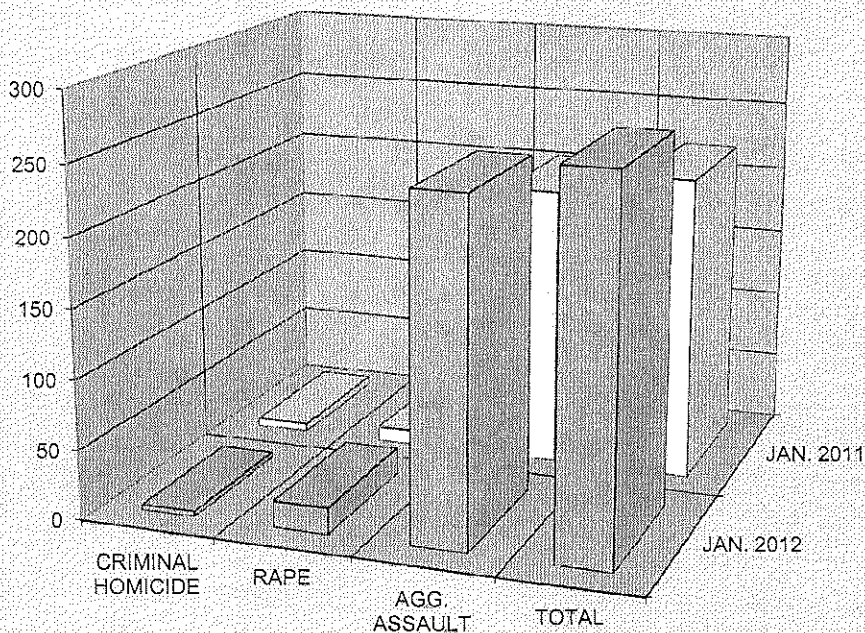


2012  
**CRIME COMPARISON**  
**CRIMES AGAINST PERSONS**

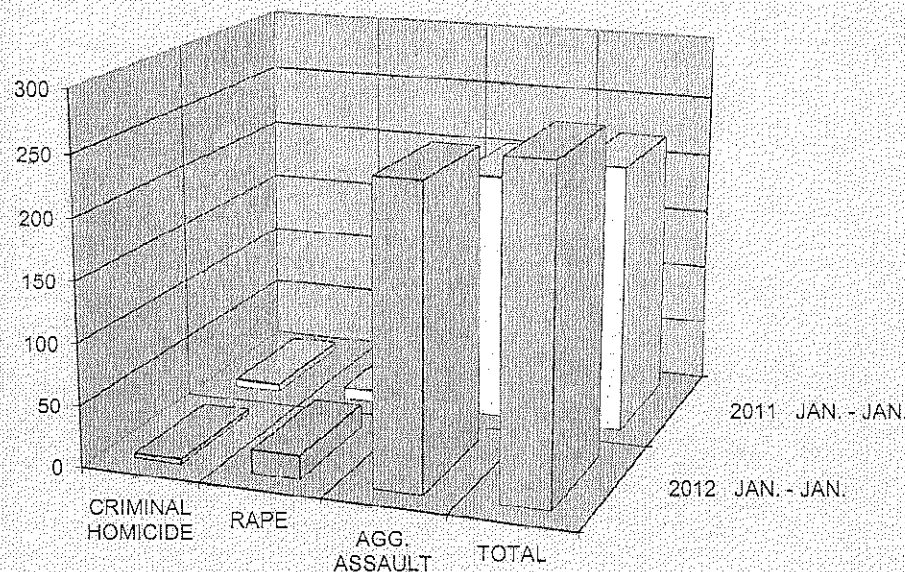
JANUARY				
CRIME	JAN. 2012	JAN. 2011	# DIFFERENCE	% DIFFERENCE
CRIMINAL HOMICIDE	4	6	-2	-33%
RAPE	19	10	9	90%
AGG. ASSAULT	244	204	40	20%
<b>TOTAL</b>	<b>267</b>	<b>220</b>	<b>47</b>	<b>21%</b>

FIRST MONTH				
CRIME	2012 JAN. - JAN.	2011 JAN. - JAN.	# DIFFERENCE	% DIFFERENCE
CRIMINAL HOMICIDE	4	6	-2	-33%
RAPE	19	10	9	90%
AGG. ASSAULT	244	204	40	20%
<b>TOTAL</b>	<b>267</b>	<b>220</b>	<b>47</b>	<b>21%</b>

**JANUARY CRIMES AGAINST PERSONS**



**YEAR TO DATE CRIMES AGAINST PERSONS**

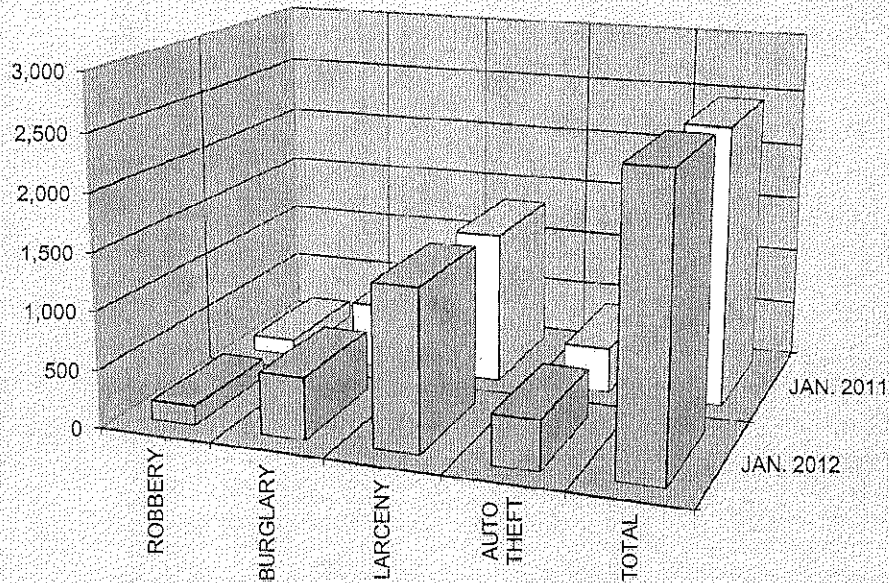


**2012  
CRIME COMPARISON  
CRIMES AGAINST PROPERTY**

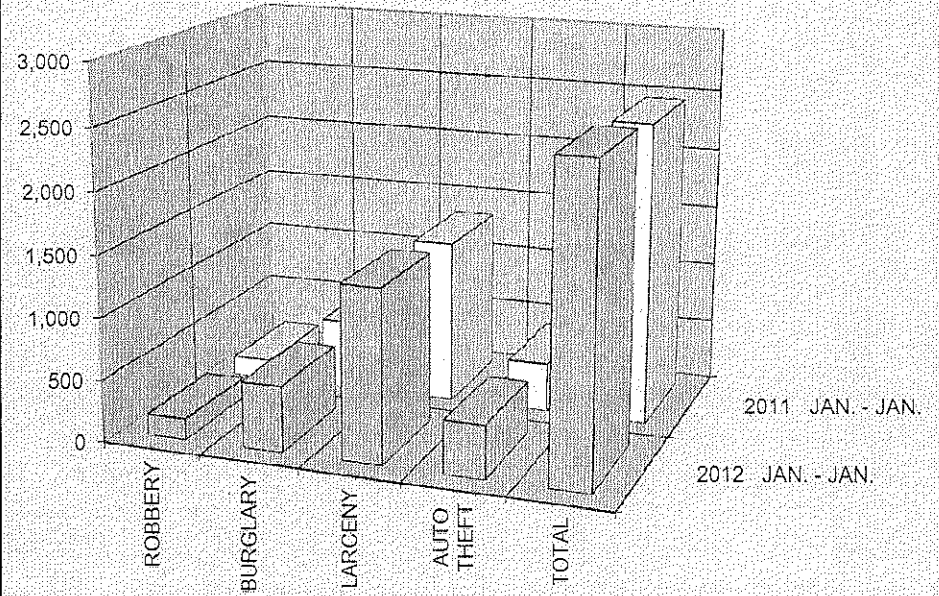
JANUARY				
CRIME	JAN 2012	JAN 2011	# DIFFERENCE	% DIFFERENCE
ROBBERY	168	156	12	8%
BURGLARY	532	567	-35	-6%
LARCENY	1,389	1,329	60	5%
AUTO THEFT	422	396	26	7%
<b>TOTAL</b>	<b>2,511</b>	<b>2,448</b>	<b>63</b>	<b>3%</b>

FIRST MONTH				
CRIME	2012 JAN. - JAN.	2011 JAN. - JAN.	# DIFFERENCE	% DIFFERENCE
ROBBERY	168	156	12	8%
BURGLARY	532	567	-35	-6%
LARCENY	1,389	1,329	60	5%
AUTO THEFT	422	396	26	7%
<b>TOTAL</b>	<b>2,511</b>	<b>2,448</b>	<b>63</b>	<b>3%</b>

**JANUARY CRIMES AGAINST PROPERTY**



**YEAR TO DATE CRIMES AGAINST PROPERTY**



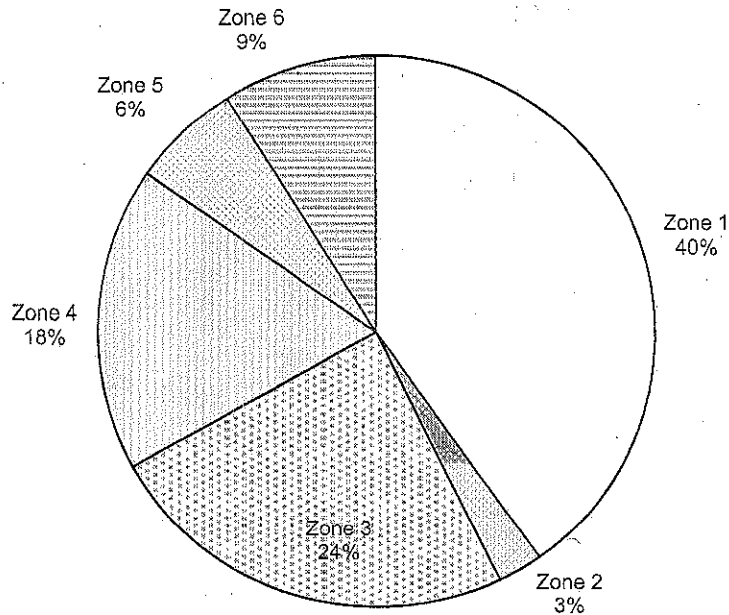
-14-

2012  
**AREA BREAKDOWN**  
**CRIMES AGAINST PERSONS AND PROPERTY**

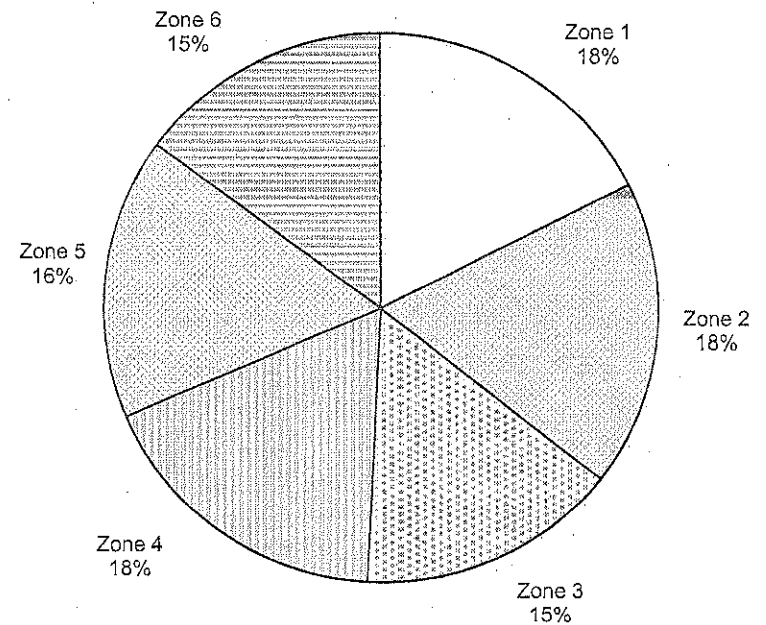
JANUARY 2012 CRIMES AGAINST PERSONS BY ZONE						
CRIME	Zone 1	Zone 2	Zone 3	Zone 4	Zone 5	Zone 6
CRIMINAL HOMICIDE	1	0	1	1	0	1
RAPE	6	3	3	4	0	3
AGG. ASSAULT	100	4	61	42	17	20
<b>TOTAL CRIMES AGAINST PERSONS</b>	<b>107</b>	<b>7</b>	<b>65</b>	<b>47</b>	<b>17</b>	<b>24</b>

JANUARY 2012 CRIMES AGAINST PROPERTY BY ZONE						
CRIME	Zone 1	Zone 2	Zone 3	Zone 4	Zone 5	Zone 6
ROBBERY	41	5	41	37	22	22
BURGLARY	136	57	118	149	14	58
LARCENY	148	347	160	167	333	234
AUTO THEFT	117	41	66	93	44	61
<b>TOTAL CRIMES AGAINST PROPERTY</b>	<b>442</b>	<b>450</b>	<b>385</b>	<b>446</b>	<b>413</b>	<b>375</b>

**JANUARY 2012 CRIMES AGAINST PERSONS**



**JANUARY 2012 CRIMES AGAINST PROPERTY**

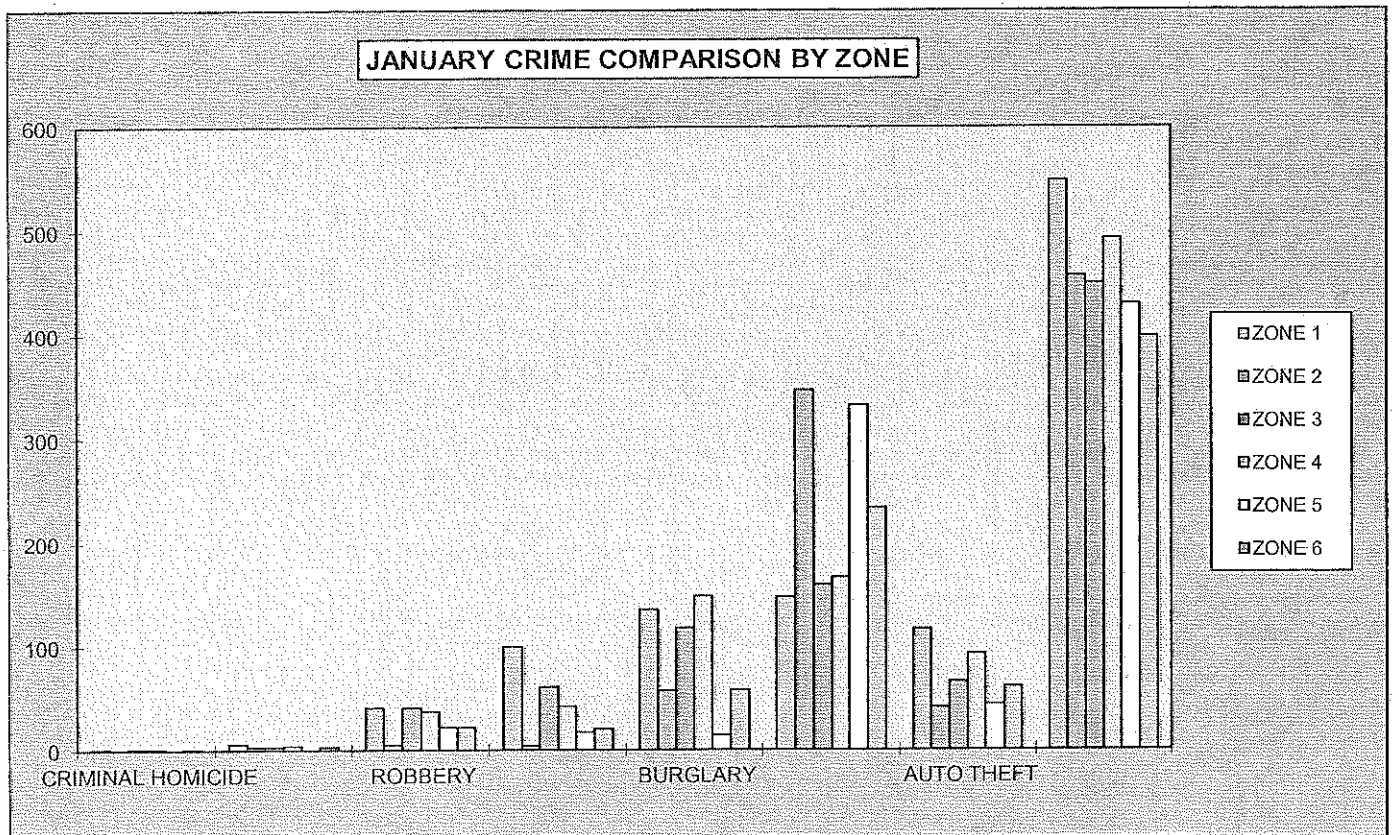


-15-



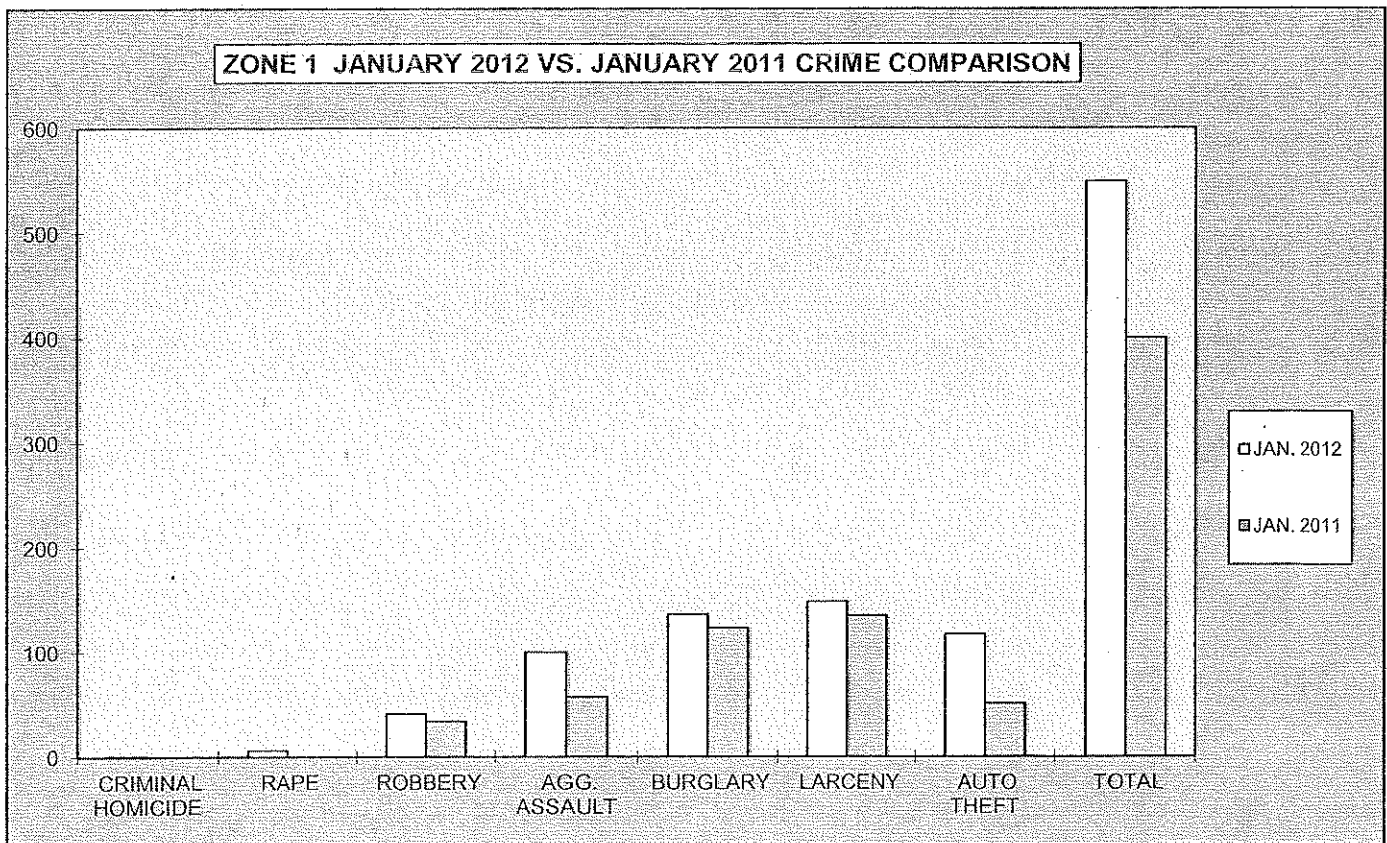
**2012  
AREA BREAKDOWN**

JANUARY CRIME COMPARISON BY ZONE						
CRIME	ZONE 1	ZONE 2	ZONE 3	ZONE 4	ZONE 5	ZONE 6
CRIMINAL HOMICIDE	1	0	1	1	0	1
RAPE	6	3	3	4	0	3
ROBBERY	41	5	41	37	22	22
AGG. ASSAULT	100	4	61	42	17	20
BURGLARY	136	57	118	149	14	58
RESIDENCE	124	49	106	136	3	46
NON-RESIDENCE	12	8	12	13	11	12
LARCENY	148	347	160	167	333	234
POCKETPICKING	0	5	2	1	2	0
PURSE SNATCHING	6	8	3	3	4	4
SHOPLIFTING	14	67	25	43	36	50
FROM MOTOR VEHICLES	45	150	26	32	173	106
MOTOR VEH. PARTS/ACCESSORIES	23	39	24	11	43	21
BICYCLES	0	1	1	2	3	3
FROM BUILDINGS	13	28	19	21	44	19
FROM COIN OPERATED MACHINES	0	0	0	1	0	0
ALL OTHER	47	49	60	53	28	31
AUTO THEFT	117	41	66	93	44	61
<b>TOTAL</b>	<b>549</b>	<b>457</b>	<b>450</b>	<b>493</b>	<b>430</b>	<b>399</b>



**2012  
MONTHLY CRIME COMPARISON**

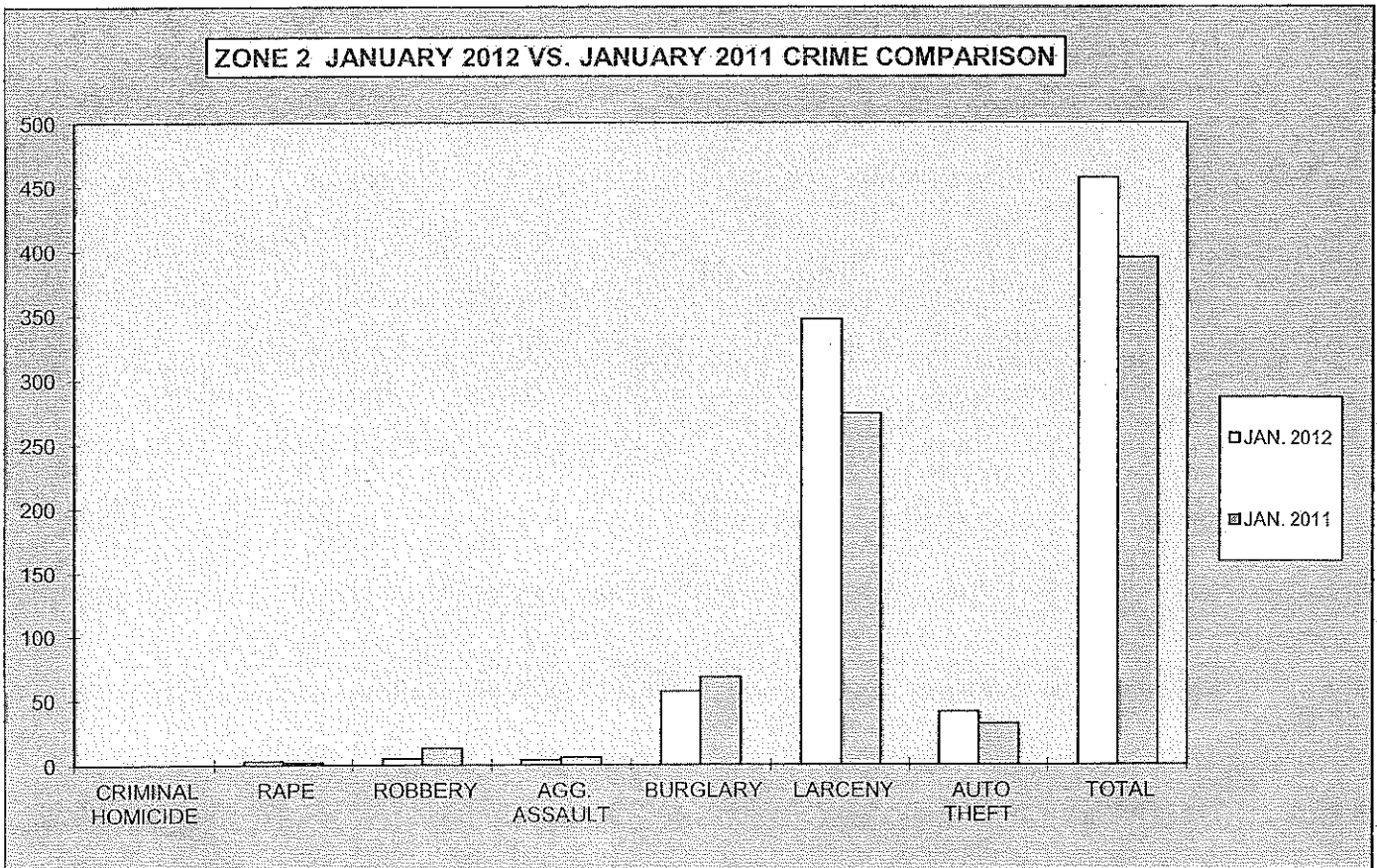
ZONE 1				
CRIME	JAN. 2012	JAN. 2011	# DIFFERENCE	% DIFFERENCE
CRIMINAL HOMICIDE	1	0	1	100%
RAPE	6	0	6	100%
ROBBERY	41	34	7	21%
AGG. ASSAULT	100	57	43	75%
BURGLARY	136	123	13	11%
RESIDENCE	124	113	11	10%
NON-RESIDENCE	12	10	2	20%
LARCENY	148	135	13	10%
POCKETPICKING	0	1	-1	-100%
PURSE SNATCHING	6	2	4	200%
SHOPLIFTING	14	7	7	100%
FROM MOTOR VEHICLES	45	53	-8	-15%
MOTOR VEH. PARTS/ACCESSORIES	23	16	7	44%
BICYCLES	0	0	0	0%
FROM BUILDINGS	13	21	-8	-38%
FROM COIN OPERATED MACHINES	0	0	0	0%
ALL OTHER	47	35	12	34%
AUTO THEFT	117	51	66	129%
<b>TOTAL</b>	<b>549</b>	<b>400</b>	<b>149</b>	<b>37%</b>



\*2011 FIGURES BASED ON OLD ZONE BOUNDARIES - NEW ZONE BOUNDARIES EFFECTIVE 12-13-11

**2012  
MONTHLY CRIME COMPARISON**

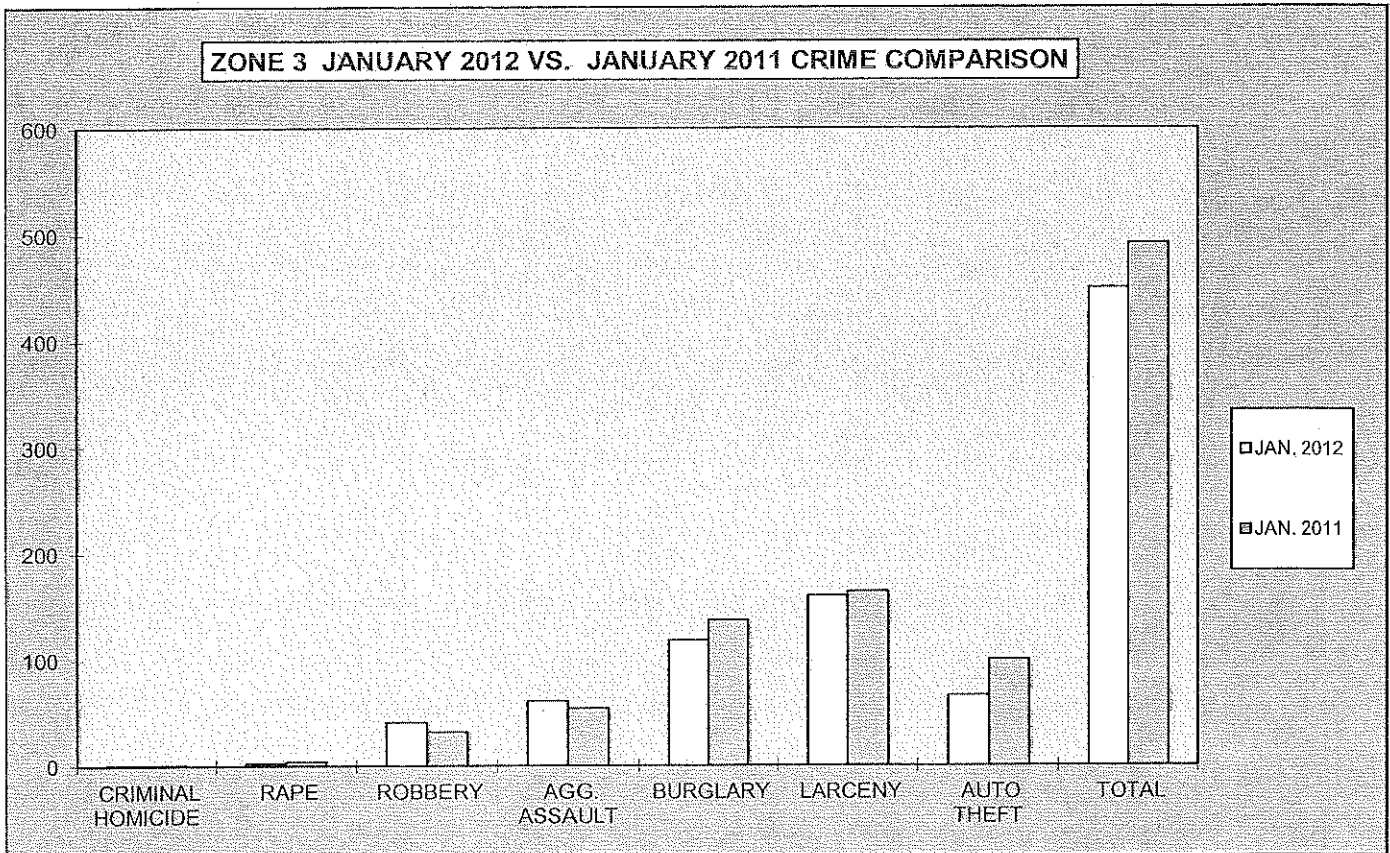
<b>ZONE 2</b>					
<b>CRIME</b>	<b>JAN 2012</b>	<b>JAN 2011</b>	<b># DIFFERENCE</b>	<b>% DIFFERENCE</b>	
CRIMINAL HOMICIDE	0	0	0	0%	
RAPE	3	2	1	50%	
ROBBERY	5	13	-8	-62%	
AGG. ASSAULT	4	6	-2	-33%	
BURGLARY	57	68	-11	-16%	
RESIDENCE	49	49	0	0%	
NON-RESIDENCE	8	19	-11	-58%	
LARCENY	347	274	73	27%	
POCKETPICKING	5	1	4	400%	
PURSE SNATCHING	8	0	8	100%	
SHOPLIFTING	67	85	-18	-21%	
FROM MOTOR VEHICLES	150	108	42	39%	
MOTOR VEH. PARTS/ACCESSORIES	39	21	18	86%	
BICYCLES	1	-1	2	200%	
FROM BUILDINGS	28	32	-4	-13%	
FROM COIN OPERATED MACHINES	0	0	0	0%	
ALL OTHER	49	28	21	75%	
AUTO THEFT	41	32	9	28%	
<b>TOTAL</b>	<b>457</b>	<b>395</b>	<b>62</b>	<b>16%</b>	



\* 2011 FIGURES BASED ON OLD ZONE BOUNDARIES - NEW ZONE BOUNDARIES EFFECTIVE 12-13-11

**2012  
MONTHLY CRIME COMPARISON**

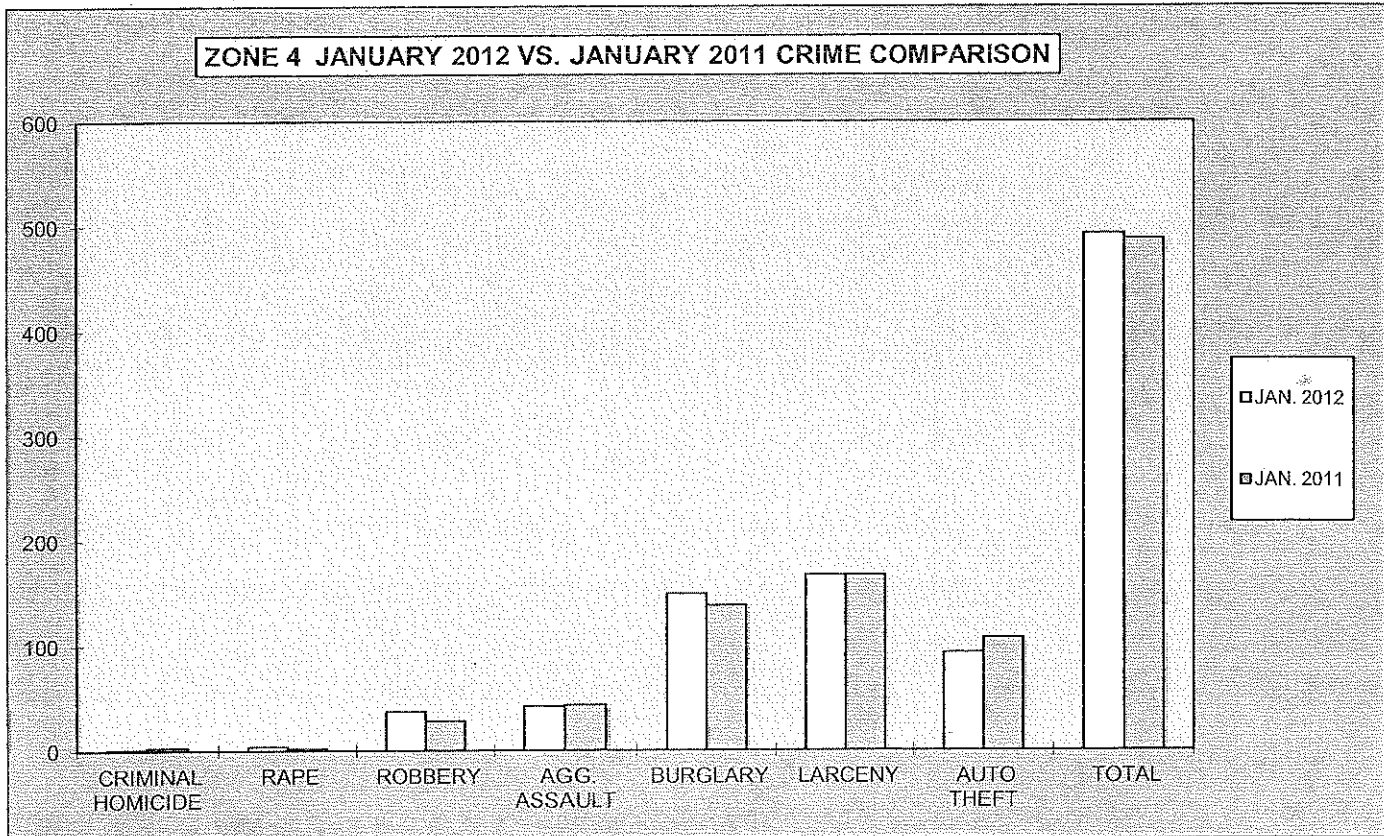
<b>ZONE 3</b>				
<b>CRIME</b>	<b>JAN. 2012</b>	<b>JAN. 2011</b>	<b># DIFFERENCE</b>	<b>% DIFFERENCE</b>
CRIMINAL HOMICIDE	1	1	0	0%
RAPE	3	4	-1	-25%
ROBBERY	41	32	9	28%
AGG. ASSAULT	61	54	7	13%
BURGLARY	118	137	-19	-14%
RESIDENCE	106	118	-12	-10%
NON-RESIDENCE	12	19	-7	-37%
LARCENY	160	164	-4	-2%
POCKETPICKING	2	0	2	100%
PURSE SNATCHING	3	4	-1	-25%
SHOPLIFTING	25	18	7	39%
FROM MOTOR VEHICLES	26	56	-30	-54%
MOTOR VEH. PARTS/ACCESSORIES	24	27	-3	-11%
BICYCLES	1	2	-1	-50%
FROM BUILDINGS	19	22	-3	-14%
FROM COIN OPERATED MACHINES	0	0	0	0%
ALL OTHER	60	35	25	71%
AUTO THEFT	66	100	-34	-34%
<b>TOTAL</b>	<b>450</b>	<b>492</b>	<b>-42</b>	<b>-9%</b>



\* 2011 FIGURES BASED ON OLD ZONE BOUNDARIES - NEW ZONE BOUNDARIES EFFECTIVE 12-13-11

**2012  
MONTHLY CRIME COMPARISON**

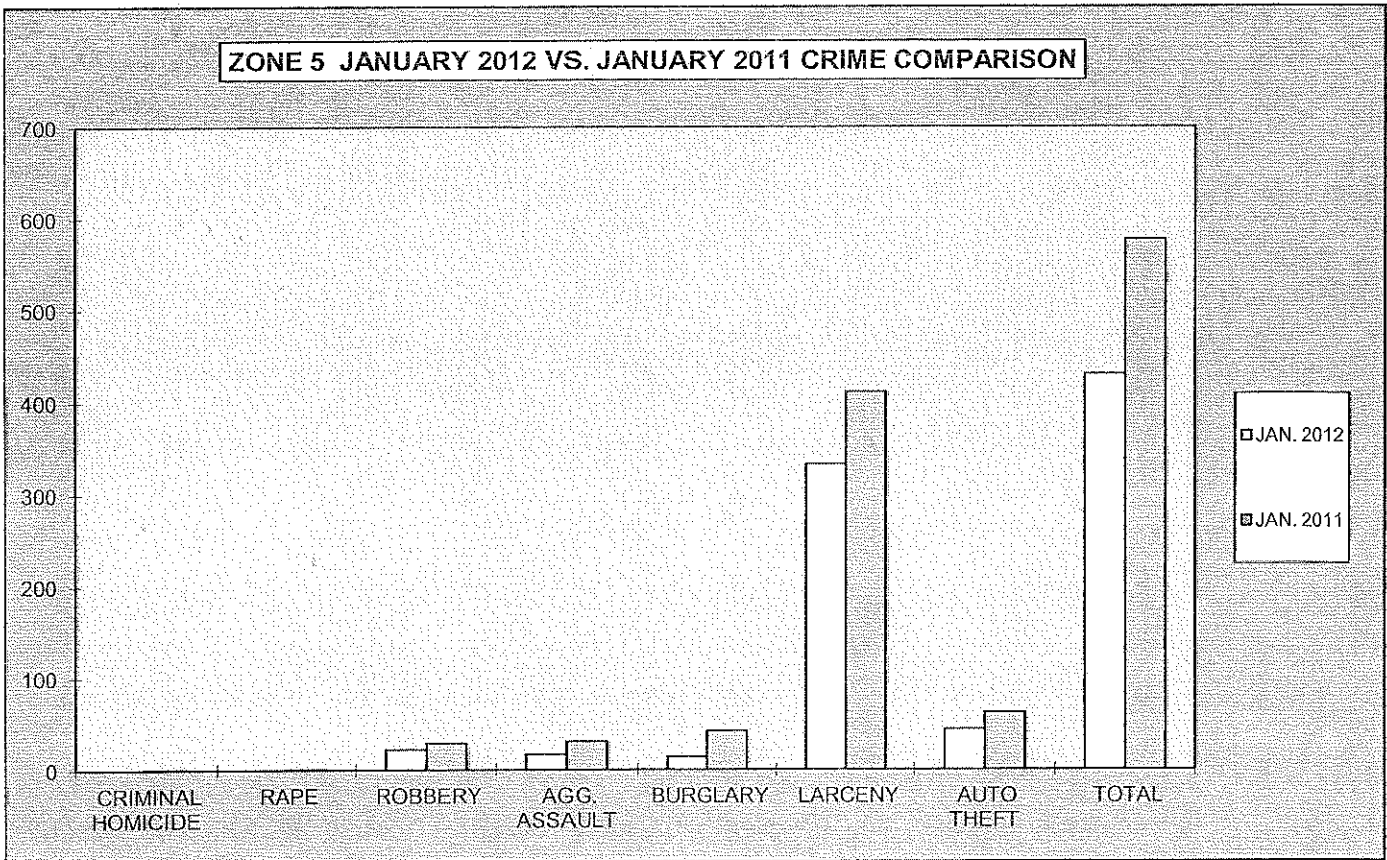
ZONE 4					
CRIME	JAN. 2012	JAN. 2011	# DIFFERENCE	% DIFFERENCE	
CRIMINAL HOMICIDE	1	3	-2	-67%	
RAPE	4	2	2	100%	
ROBBERY	37	28	9	32%	
AGG. ASSAULT	42	43	-1	-2%	
BURGLARY	149	138	11	8%	
RESIDENCE	136	116	20	17%	
NON-RESIDENCE	13	22	-9	-41%	
LARCENY	167	167	0	0%	
POCKETPICKING	1	0	1	100%	
PURSE SNATCHING	3	2	1	50%	
SHOPLIFTING	43	25	18	72%	
FROM MOTOR VEHICLES	32	46	-14	-30%	
MOTOR VEH. PARTS/ACCESSORIES	11	30	-19	-63%	
BICYCLES	2	2	0	0%	
FROM BUILDINGS	21	26	-5	-19%	
FROM COIN OPERATED MACHINES	1	0	1	100%	
ALL OTHER	53	36	17	47%	
AUTO THEFT	93	107	-14	-13%	
<b>TOTAL</b>	<b>493</b>	<b>488</b>	<b>5</b>	<b>1%</b>	



\* 2011 FIGURES BASED ON OLD ZONE BOUNDARIES - NEW ZONE BOUNDARIES EFFECTIVE 12-13-11

**2012  
MONTHLY CRIME COMPARISON**

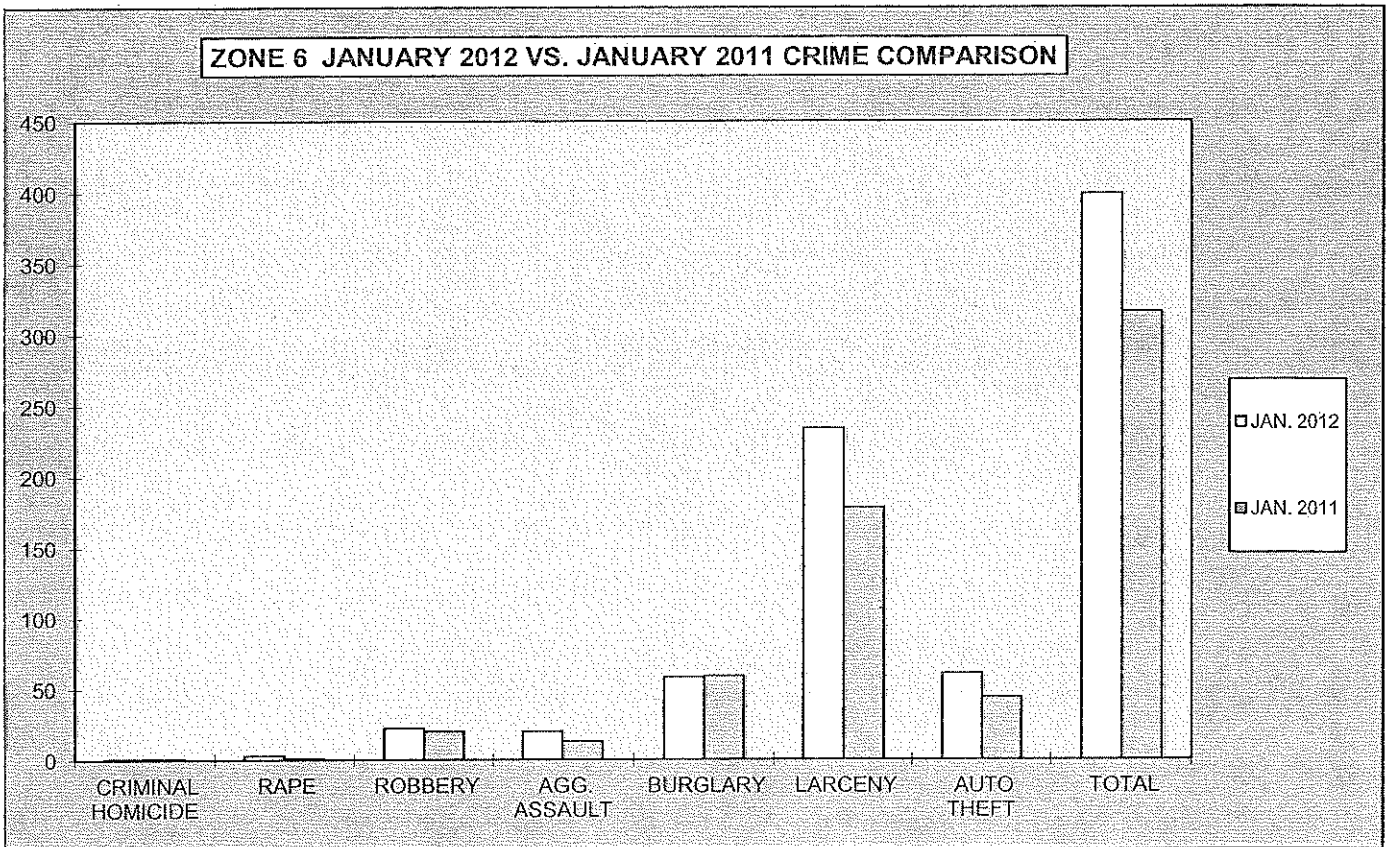
ZONE 5				
CRIME	JAN 2012	JAN 2011	# DIFFERENCE	% DIFFERENCE
CRIMINAL HOMICIDE	0	1	-1	-100%
RAPE	0	1	-1	-100%
ROBBERY	22	29	-7	-24%
AGG. ASSAULT	17	31	-14	-45%
BURGLARY	14	42	-28	-67%
RESIDENCE	3	25	-22	-88%
NON-RESIDENCE	11	17	-6	-35%
LARCENY	333	411	-78	-19%
POCKETPICKING	2	1	1	100%
PURSE SNATCHING	4	10	-6	-60%
SHOPLIFTING	36	57	-21	-37%
FROM MOTOR VEHICLES	173	244	-71	-29%
MOTOR VEH. PARTS/ACCESSORIES	43	29	14	48%
BICYCLES	3	3	0	0%
FROM BUILDINGS	44	39	5	13%
FROM COIN OPERATED MACHINES	0	0	0	0%
ALL OTHER	28	28	0	0%
AUTO THEFT	44	62	-18	-29%
<b>TOTAL</b>	<b>430</b>	<b>577</b>	<b>-147</b>	<b>-25%</b>



\* 2011 FIGURES BASED ON OLD ZONE BOUNDARIES - NEW ZONE BOUNDARIES EFFECTIVE 12-13-11

2012  
MONTHLY CRIME COMPARISON

ZONE 6					
CRIME	JAN. 2012	JAN. 2011	# DIFFERENCE	% DIFFERENCE	
CRIMINAL HOMICIDE	1	1	0	0%	
RAPE	3	1	2	200%	
ROBBERY	22	20	2	10%	
AGG. ASSAULT	20	13	7	54%	
BURGLARY	58	59	-1	-2%	
RESIDENCE	46	51	-5	-10%	
NON-RESIDENCE	12	8	4	50%	
LARCENY	234	178	56	31%	
POCKETPICKING	0	0	0	0%	
PURSE SNATCHING	4	1	3	300%	
SHOPLIFTING	50	30	20	67%	
FROM MOTOR VEHICLES	106	93	13	14%	
MOTOR VEH. PARTS/ACCESSORIES	21	14	7	50%	
BICYCLES	3	4	-1	-25%	
FROM BUILDINGS	19	19	0	0%	
FROM COIN OPERATED MACHINES	0	1	-1	-100%	
ALL OTHER	31	16	15	94%	
AUTO THEFT	61	44	17	39%	
<b>TOTAL</b>	<b>399</b>	<b>316</b>	<b>83</b>	<b>26%</b>	

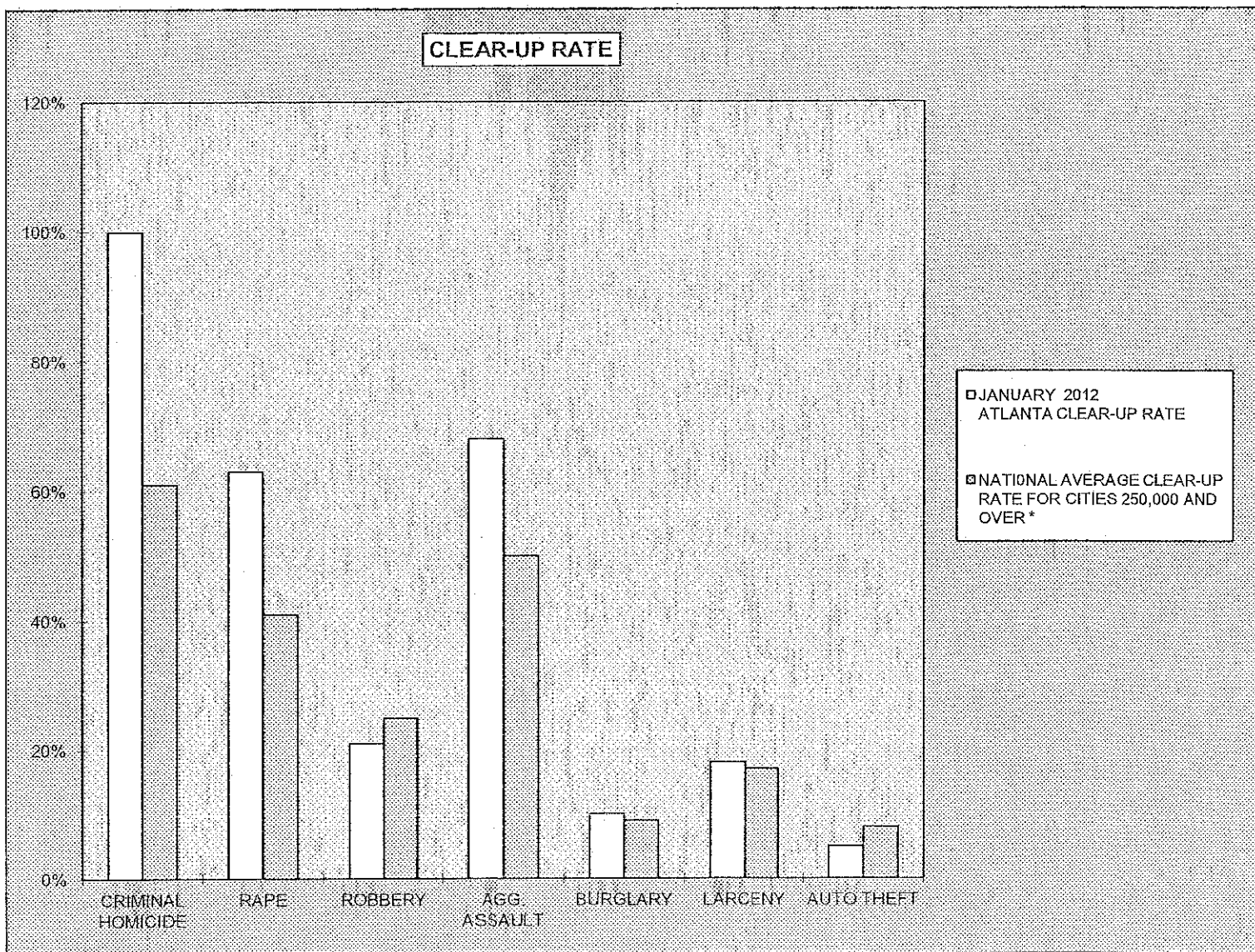


\* 2011 FIGURES BASED ON OLD ZONE BOUNDARIES - NEW ZONE BOUNDARIES EFFECTIVE 12-13-11

**2012  
CRIME COMPARISON  
CLEAR-UP RATE**

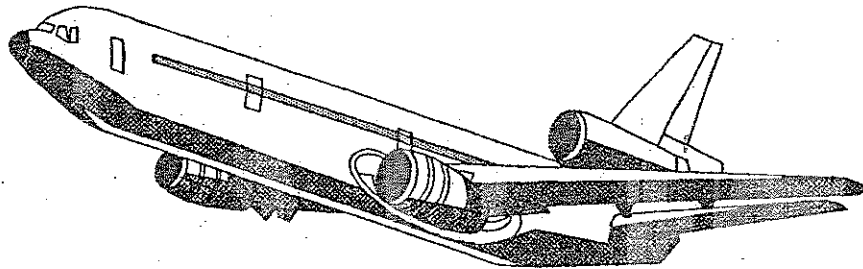
CRIME	JANUARY 2012 ATLANTA CLEAR-UP RATE	NATIONAL AVERAGE CLEAR-UP RATE FOR CITIES 250,000 AND OVER *
CRIMINAL HOMICIDE	100%	61%
RAPE	63%	41%
ROBBERY	21%	25%
AGG. ASSAULT	68%	50%
BURGLARY	10%	9%
LARCENY	18%	17%
AUTO THEFT	5%	8%

\* National Average for Cities 250,000 and Over Based on Latest Annual (2010) FBI Uniform Crime Report





# APD



The Atlanta Airport  
UNIFORM CRIME REPORTING



JANUARY 2012

SUPPORT SERVICES DIVISION  
INFORMATION SERVICES SECTION

**RETURN A - MONTHLY RETURN OF OFFENSES KNOWN TO THE POLICE**

1-720b (Rev. 8-30-94)  
OMB No. 1110-0001

This report is authorized by law Title 28, Section 534, U.S. Code. While you are not required to respond, your cooperation in forwarding this report by the 7th day after the close of the month to Uniform Crime Reports, Federal Bureau of Investigation, Washington, D.C. 20535, will assist in compiling comprehensive, accurate national crime figures on a timely basis.

1	2	3	4	5	6	
CLASSIFICATION OF OFFENSES	DATA ENTRY	OFFENSES REPORTED OR KNOWN TO POLICE (INCLUDE "UNFOUNDED" AND ATTEMPTS)	UNFOUNDED, I.E., FALSE OR BASELESS COMPLAINTS	NUMBER OF ACTUAL OFFENSES (COLUMN 2 MINUS COLUMN 3) INCLUDE ATTEMPTS	TOTAL OFFENSES CLEARED BY ARREST OR EXCEPTIONAL MEANS (INCLUDES COL. 6)	NUMBER OF CLEARANCES INVOLVING ONLY PERSONS UNDER 18 YEARS OF AGE
1. CRIMINAL HOMICIDE						
a. MURDER AND NONNEGLIGENT HOMICIDE	11	0	0	0	0	
b. MANSLAUGHTER BY NEGLIGENCE	12					
2. FORCIBLE RAPE TOTAL	20	0	0	0	0	
a. Rape by Force	21	0	0	0	0	
b. Attempts to commit Forcible Rape	22	0	0	0	0	
3. ROBBERY TOTAL	30	0	0	0	0	
a. Firearm	31	0	0	0	0	
b. Knife or Cutting Instrument	32	0	0	0	0	
c. Other Dangerous Weapon	33	0	0	0	0	
d. Strong-Arm (Hands, Fists, Feet, etc.)	34	0	0	0	0	
4. ASSAULT TOTAL	40	3	0	3	2	
a. Firearm	41	0	0	0	0	
b. Knife or cutting instrument	42	0	0	0	0	
c. Other Dangerous Weapon	43	0	0	0	0	
d. Strong-Arm	44	0	0	0	0	
e. Other Assaults - Simple, Not Aggravated	45	3	0	3	2	
5. BURGLARY TOTAL	50	0	0	0	0	
a. Forcible Entry	51	0	0	0	0	
b. Unlawful Entry - No Force	52	0	0	0	0	
c. Attempted Forcible Entry	53	0	0	0	0	
6. LARCENY THEFT TOTAL (except Motor Vehicle Theft)	60	22	0	22	2	
7. MOTOR VEHICLE THEFT TOTAL	70	1	0	1	0	
a. Autos	71	1	0	1	0	
b. Trucks and Buses	72	0	0	0	0	
c. Other Vehicles	73	0	0	0	0	
GRAND TOTAL	77	26	0	26	4	

CHECKING ANY OF THE APPROPRIATE BLOCKS BELOW WILL ELIMINATE YOUR NEED TO SUBMIT REPORTS WHEN THE VALUES ARE ZERO. THIS WILL ALSO AID THE NATIONAL PROGRAM IN ITS QUALITY CONTROL EFFORTS.

- NO SUPPLEMENTARY HOMICIDE REPORT SUBMITTED SINCE NO MURDERS, JUSTIFIABLE HOMICIDES, OR MANSLAUGHTER BY NEGLIGENCE OCCURRED IN THIS JURISDICTION DURING THE MONTH.
- NO SUPPLEMENT TO RETURN A REPORT SINCE NO CRIME OFFENSES OR RECOVERY OF PROPERTY REPORTED DURING THE MONTH.
- NO LAW ENFORCEMENT OFFICERS KILLED OR ASSAULTED REPORT SINCE NONE OF THE OFFICERS WERE ASSAULTED OR KILLED DURING THE MONTH.

- NO AGE, SEX, AND RACE OF PERSONS ARRESTED UNDER 18 YEARS OF AGE REPORT SINCE NO ARRESTS OF PERSONS WITHIN THIS AGE GROUP.
- NO AGE, SEX, AND RACE OF PERSONS ARRESTED 18 YEARS OF AGE AND OVER REPORT SINCE NO ARRESTS OF PERSONS WITHIN THIS AGE GROUP.
- NO MONTHLY RETURN OF ARSON OFFENSES KNOWN TO LAW ENFORCEMENT REPORT SINCE NO ARSONS OCCURRED.

DO NOT USE THIS SPACE

	INITIALS
RECORDED	
EDITED	
ENTERED	
ADJUSTED	
CHECKED	

\* TOTALS INCLUDE PREVIOUS OFFENSES

JANUARY 2012

Month and Year of Report

GA 060240X

Agency Identifier

FEBRUARY 13, 2012

Date

ATLANTA AIRPORT POLICE - GEORGIA

Agency and State

Christopher Galt **LIEUTENANT**

Prepared By

Title

George M. Jones **CHIEF**

Chief, Commissioner, Sheriff, or Superintendent

SSD/3-22-11

## PROPERTY STOLEN BY CLASSIFICATION

CLASSIFICATION	DATA ENTRY	Number of Actual Offenses (Column 4 Return A)	Monetary Value of Property Stolen
1. MURDER AND NONNEGLIGENT MANSLAUGHTER	12	0	0.00
2. FORCIBLE RAPE	20	0	0.00
3. ROBBERY			
(a) HIGHWAY (streets, alleys, etc.)	31	0	0.00
(b) COMMERCIAL HOUSE (except c, d, and f)	32	0	0.00
(c) GAS OR SERVICE STATION	33	0	0.00
(d) CONVENIENCE STORE	34	0	0.00
(e) RESIDENCE (anywhere on premises)	35	0	0.00
(f) BANK	36	0	0.00
(g) MISCELLANEOUS	37	0	0.00
TOTAL ROBBERY	30	0	\$ 0.00
5. BURGLARY - BREAKING OR ENTERING			
(a) RESIDENCE (dwelling)			
(1) NIGHT (6 p.m. - 6 a.m.)	51	0	0.00
(2) DAY (6 a.m. - 6 p.m.)	52	0	0.00
(3) UNKNOWN	53	0	0.00
(b) NON-RESIDENCE (store, office, etc.)			
(1) NIGHT (6 p.m. - 6 a.m.)	54	0	0.00
(2) DAY (6 a.m. - 6 p.m.)	55	0	0.00
(3) UNKNOWN	56	0	0.00
TOTAL BURGLARY	50	0	\$ 0.00
6. LARCENY - THEFT (Except Motor Vehicle Theft)			
(a) \$200 AND OVER	61	16	16,255.00
(b) \$50 TO \$200	62	1	180.00
(c) UNDER \$50	63	5	0.00
TOTAL LARCENY (Same as Item 6X)	60	22	\$ 16,435.00
7. MOTOR VEHICLE THEFT (Include Alleged Joy Ride)	70	1	\$ 0.00
GRAND TOTAL - ALL ITEMS	77	27	\$ 16,435.00
ADDITIONAL ANALYSIS OF LARCENY AND MOTOR VEHICLE THEFT			
6X. NATURE OF LARCENIES UNDER ITEM 6			
(a) POCKET-PICKING	81	1	0.00
(b) PURSE-SNATCHING	82	0	0.00
(c) SHOPLIFTING	83	0	0.00
(d) FROM MOTOR VEHICLES (except e)	84	0	0.00
(e) MOTOR VEHICLE PARTS AND ACCESSORIES	85	0	0.00
(f) BICYCLES	86	0	0.00
(g) FROM BUILDING (except c and h)	87	11	7,838.00
(h) FROM ANY COIN-OPERATED MACHINES (parking meters, etc.)	88	0	0.00
(i) ALL OTHER	89	10	8,597.00
TOTAL LARCENIES (Same as Item 6)	80	22	\$ 16,435.00
7X. MOTOR VEHICLES RECOVERED			
(a) STOLEN LOCALLY AND RECOVERED LOCALLY	91	0	
(b) STOLEN LOCALLY AND RECOVERED BY OTHER JURISDICTIONS	92	0	
(c) TOTAL LOCALLY STOLEN MOTOR VEHICLES RECOVERED (a & b)	93	0	
(d) STOLEN IN OTHER JURISDICTIONS AND RECOVERED LOCALLY	90	1	

SUPPLEMENT TO RETURN A  
MONTHLY RETURN OF OFFENSES KNOWN TO THE POLICE

1-706 (Rev.8-30-94)  
Form Approved  
OMB No. 1110-0007

This report is authorized by law, Title 28, Section 534, U. S. Code. While you are not required to respond, your cooperation in submitting this report with the Return A will assist the FBI in compiling comprehensive, accurate figures on a timely basis.

This form deals with the nature of crime and the monetary value of property stolen and recovered. The total offenses recorded on the form should be the same as the number of actual offenses listed in Column 4 of the Return A for each crime class. Include attempted crimes on this form, but do not include unfounded offenses. If you cannot complete the report in all areas, please record as much information as is available. Tally sheets will be sent upon request.

PROPERTY BY TYPE AND VALUE

Type of Property (1)	Data Entry	Monetary Value of Property Stolen in Your Jurisdiction	
		Stolen (2)	Recovered (3)
(A) Currency, Notes, Etc.	01	\$ 4,681.00	\$ 0.00
(B) Jewelry and Precious Metals	02	1,005.00	0.00
(C) Clothing and Furs	03	180.00	0.00
(D) Locally Stolen Motor Vehicles	04	0.00	0.00
(E) Office Equipment	05	0.00	0.00
(F) Televisions, Radios, Stereos, Etc.	06	7,568.00	0.00
(G) Firearms	07	0.00	0.00
(H) Household Goods	08	0.00	0.00
(I) Consumable Goods	09	0.00	0.00
(J) Livestock	10	0.00	0.00
(K) Miscellaneous	11	3,001.00	0.00
<b>TOTAL</b>	<b>00</b>	<b>\$ 16,435.00</b>	<b>\$ 0.00</b>

The total of this column should agree with the Grand Total (DATA ENTRY 77) shown on page 2.

Include in this column all property recovered even though stolen in prior months. The above is an accounting for only that property stolen in your jurisdiction. This will include property recovered for you by other jurisdictions, but not property you recover for them.

FEBRUARY 13, 2012

DATE

*Clifton L. Johnson*

LIEUTENANT

PREPARED BY

TITLE

*George N. Turner*

CHIEF

CHIEF, COMMISSIONER, SHERIFF OR SUPERINTENDENT

JANUARY 2012

Month and Year of Report

GA 060240X

Agency Identifier

ATLANTA AIRPORT POLICE - GEORGIA

Agency and State

ATLANTA AIRPORT POLICE  
AGE, SEX, AND RACE OF PERSONS ARRESTED  
17 YEARS OF AGE AND OVER

MONTH JANUARY

YEAR 2012

CLASSIFICATION OF OFFENSES	SEX	AGE OF PERSON ARRESTED																TOTAL	RACE				ETHNIC			
		17	18	19	20	21	22	23	24 29	30 34	35 39	40 44	45 49	50 54	55 59	60 64	65 UP		White	Black	Native Amer.	Asian/Pacific	Whi. Hispanic	Blck Hispanic		
Murder/Nonnegligent Manslaughter	01a	M																0								
	F																	0								
Manslaughter by Negligence	01b	M																0								
	F																	0								
Forcible Rape	02	M																0								
	F																	0								
Robbery	03	M																0								
	F																	0								
Aggravated Assault	04	M																0								
	F																	0								
Burglary- Breaking or Entering	05	M																0								
	F																	0								
Larceny - Theft (except Motor Vehicle Theft)	06	M								1						1		2								
	F																	0		2						
Motor Vehicle Theft	07	M																0								
	F																	0								
Other Assaults	08	M								1								1								
	F																	0		1						
Arson	09	M																0								
	F																	0								
Forgery and Counterfeiting	10	M																0								
	F																	0								
Fraud	11	M																0								
	F																	0								
Embezzlement	12	M																0								
	F																	0								
Stolen Property; Buying, Receiving, Possessing	13	M																0								
	F																	0								
Vandalism	14	M																0								
	F																	0								
Weapons	15	M								1	1		2		1	1	1	7								
	F																	0	7							

-27-

**ATLANTA AIRPORT POLICE  
AGE, SEX, AND RACE OF PERSONS ARRESTED  
17 YEARS OF AGE AND OVER**

MONTH JANUARY

YEAR 2012

CLASSIFICATION OF OFFENSES	SEX	AGE OF PERSON ARRESTED															TOTAL	RACE				ETHNIC		
		17	18	19	20	21	22	23	24 29	30 34	35 39	40 44	45 49	50 54	55 59	60 64		65 UP	White	Black	Native Amer.	Asian/Pacific	Whi. Hispanic	Blck Hispanic
Prostitution and Commercialized Vice	M																	0						
	F																	0						
Sex Offenses (except Rape and Prostitution)	M																	0						
	F																	0						
Drug Abuse Violations Grand Total	M	0	0	0	0	0	0	0	0	0	0	0	0	1	0	0	0	1						
	F	0	0	0	0	0	0	0	0	0	0	0	0	0	0	0	0	0	1	0	0	0	0	0
(1) Sale/Manufacturing Subtotal	M	0	0	0	0	0	0	0	0	0	0	0	0	0	0	0	0	0						
	F	0	0	0	0	0	0	0	0	0	0	0	0	0	0	0	0	0	0	0	0	0	0	0
Opium or Cocaine and their derivatives	M																	0						
	F																	0						
Marijuana	M																	0						
	F																	0						
Synthetic Narcotics	M																	0						
	F																	0						
Other Dangerous Non-Narcotic Drugs	M																	0						
	F																	0						
(2) Possession Subtotal	M	0	0	0	0	0	0	0	0	0	0	0	0	1	0	0	0	1						
	F	0	0	0	0	0	0	0	0	0	0	0	0	0	0	0	0	0	1	0	0	0	0	0
Opium or Cocaine and their derivatives	M												1					1						
	F																	0	1					
Marijuana	M																	0						
	F																	0						
Synthetic Narcotics	M																	0						
	F																	0						
Other Dangerous Non-Narcotic Drugs	M																	0						
	F																	0						
Gambling Total	M	0	0	0	0	0	0	0	0	0	0	0	0	0	0	0	0	0						
	F	0	0	0	0	0	0	0	0	0	0	0	0	0	0	0	0	0	0	0	0	0	0	0
Bookmaking	M																	0						
	F																	0						
Numbers and Lottery	M																	0						
	F																	0						

-27a-

ATLANTA AIRPORT POLICE  
AGE, SEX, AND RACE OF PERSONS ARRESTED  
17 YEARS OF AGE AND OVER

MONTH JANUARY  
YEAR 2012

CLASSIFICATION OF OFFENSES	SEX	AGE OF PERSON ARRESTED															TOTAL	RACE				ETHNIC		
		17	18	19	20	21	22	23	24 29	30 34	35 39	40 44	45 49	50 54	55 59	60 64		65 UP	White	Black	Native Amer.	Asian/Pacific	Whi. Hispanic	Blck Hispanic
All Other Gambling	M																	0						
	F																	0						
Offenses Against Family And Children	M																	0						
	F																	0						
Driving Under the Influence	M																	0						
	F																	0						
Liquor Laws	M																	0						
	F																	0						
Drunkenness	M											1						1						
	F																	0	1					
Disorderly Conduct	M											1					1	2						
	F																	0	1	1				
Vagrancy	M																	0						
	F																	0						
All Other Offenses (except Traffic)	M				1				2	2	5	5	4	3		1	1	24						
	F													1				1	2	23				
Suspicion	M																	0						
	F																	0						
<b>TOTAL</b>		0	0	0	1	0	0	0	2	5	6	5	8	5	1	3	3	39	12	27	0	0	0	0

JANUARY 2012

Month and Year of Report

GA 060240X

Agency Identifier

FEBRUARY 13, 2012

Date

*Carlton Johnson*  
Prepared By

LIEUTENANT  
Title

*George N. Jones*  
Chief, Commissioner, Sheriff, or Superintendent

CHIEF

ATLANTA AIRPORT POLICE - GEORGIA

Agency and State

-278-

ATLANTA AIRPORT POLICE  
 AGE, SEX, AND RACE OF PERSONS ARRESTED  
 16 YEARS OF AGE AND UNDER

MONTH JANUARY

YEAR 2012

CLASSIFICATION OF OFFENSES	SEX	AGE						RACE				ETHNIC		
		0	10	13	15	16	TOTAL	White	Black	Native Amer.	Asian/Pacific	W/hi. Hispanic	Blck Hispanic	
		9	12	14	15	16								
Murder/Nonnegligent Manslaughter	01a	M					0							
	F						0							
Manslaughter by Negligence	01b	M					0							
	F						0							
Forcible Rape	02	M					0							
	F						0							
Robbery	03	M					0							
	F						0							
Aggravated Assault	04	M					0							
	F						0							
Burglary- Breaking or Entering	05	M					0							
	F						0							
Larceny - Theft (except Motor Vehicle Theft)	06	M					0							
	F						0							
Motor Vehicle Theft	07	M					0							
	F						0							
Other Assaults	08	M					0							
	F						0							
Arson	09	M					0							
	F						0							
Forgery and Counterfeiting	10	M					0							
	F						0							
Fraud	11	M					0							
	F						0							
Embezzlement	12	M					0							
	F						0							
Stolen Property; Buying, Receiving, Possessing	13	M					0							
	F						0							
Vandalism	14	M					0							
	F						0							
Weapons	15	M					0							
	F						0							
Prostitution and Commercialized Vice	16	M					0							
	F						0							

27c



ATLANTA AIRPORT POLICE  
 AGE, SEX, AND RACE OF PERSONS ARRESTED  
 16 YEARS OF AGE AND UNDER

MONTH JANUARY

YEAR 2012

CLASSIFICATION OF OFFENSES	SEX	AGE						RACE				ETHNIC	
		0 9	10 12	13 14	15	16	TOTAL	White	Black	Native Amer.	Asian/Pacific	Whi. Hispanic	Blck Hispanic
Sex Offenses (except Rape and Prostitution) 17	M						0						
	F						0						
Drug Abuse Violations Grand Total 18	M	0	0	0	0	0	0	0	0	0	0	0	0
	F	0	0	0	0	0	0	0	0	0	0	0	0
(1) Sale/Manufacturing Subtotal 180	M	0	0	0	0	0	0	0	0	0	0	0	0
	F	0	0	0	0	0	0	0	0	0	0	0	0
Opium or Cocaine and their Derivatives a	M						0						
	F						0						
Marijuana b	M						0						
	F						0						
Synthetic Narcotics c	M						0						
	F						0						
Other Dangerous Non-Narcotic Drugs d	M						0						
	F						0						
(2) Possession Subtotal 185	M	0	0	0	0	0	0	0	0	0	0	0	0
	F	0	0	0	0	0	0	0	0	0	0	0	0
Opium or Cocaine and their Derivatives e	M						0						
	F						0						
Marijuana f	M						0						
	F						0						
Synthetic Narcotics g	M						0						
	F						0						
Other Dangerous Non-Narcotic Drugs h	M						0						
	F						0						
Gambling Total 19	M	0	0	0	0	0	0	0	0	0	0	0	0
	F	0	0	0	0	0	0	0	0	0	0	0	0
Bookmaking a	M						0						
	F						0						
Numbers and Lottery b	M						0						
	F						0						
All Other Gambling c	M						0						
	F						0						
Offenses Against Family and Children 20	M						0						
	F						0						

278

ATLANTA AIRPORT POLICE  
 AGE, SEX, AND RACE OF PERSONS ARRESTED  
 16 YEARS OF AGE AND UNDER

MONTH JANUARY  
 YEAR 2012

CLASSIFICATION OF OFFENSES	SEX	AGE						RACE				ETHNIC	
		09	1012	1314	15	16	TOTAL	White	Black	Native Amer.	Asian/Pacific	Whi. Hispanic	Blck Hispanic
Driving Under the Influence	21 M						0						
	F						0						
Liquor Laws	22 M						0						
	F						0						
Drunkenness	23 M						0						
	F						0						
Disorderly Conduct	24 M						0						
	F						0						
Vagrancy	25 M						0						
	F						0						
All Other Offenses (except Traffic)	26 M						0						
	F						0						
Suspicion	27 M						0						
	F						0						
Curfew and Loitering	28 M						0						
	F						0						
Run-Aways	29 M						0						
	F						0						
<b>Total</b>			0	0	0	0	0	0	0	0	0	0	0

-27e-

JANUARY 2012

Month and Year of Report

GA 060240X

Agency Identifier

FEBRUARY 13, 2012

Date

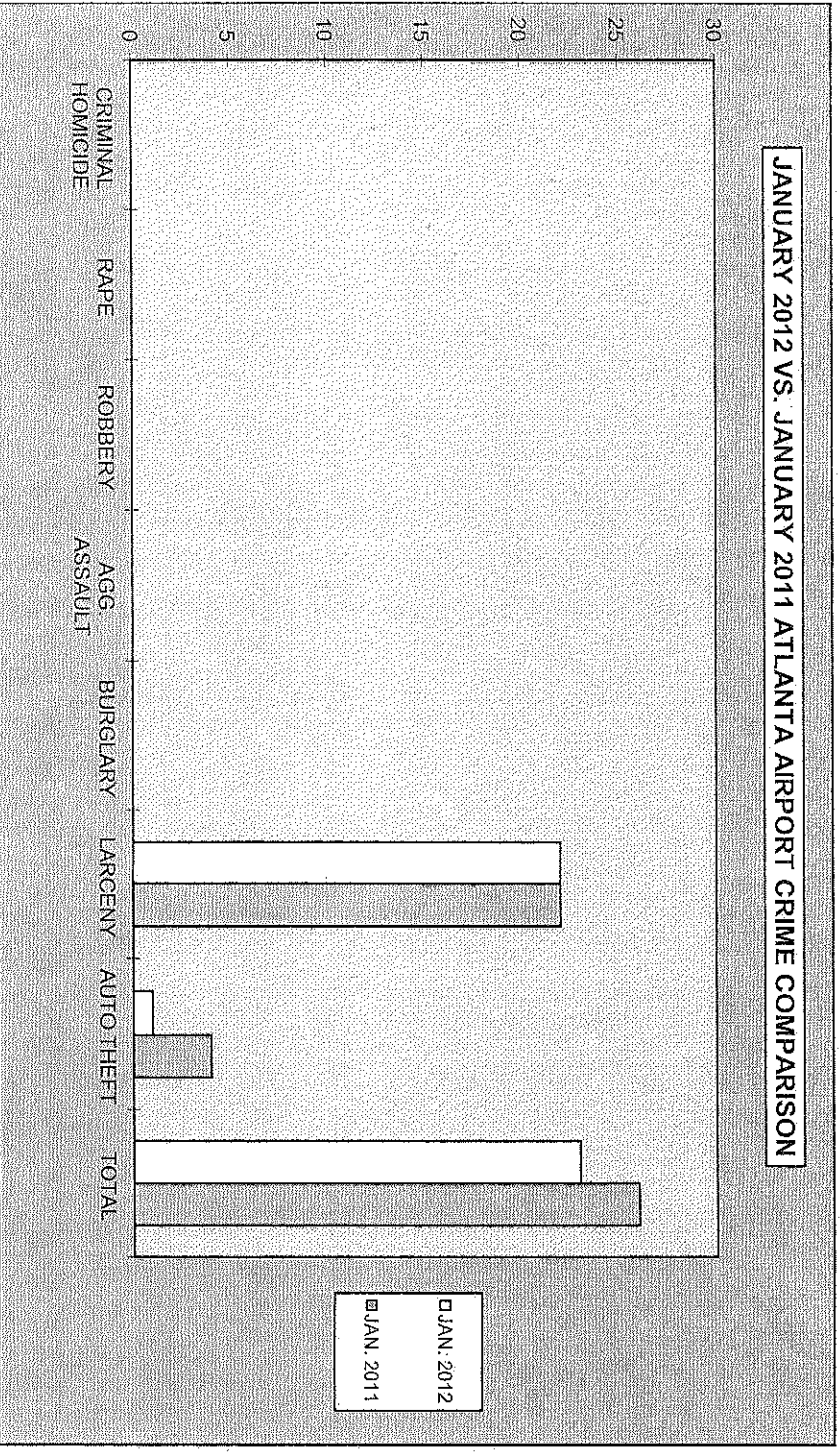
*Clifton J. Mason* LIEUTENANT  
 Prepared By

*George W. Jones* CHIEF  
 Chief, Commissioner, Sheriff, or Superintendent

ATLANTA AIRPORT POLICE - GEORGIA  
 Agency and State

2012  
ATLANTA AIRPORT  
MONTHLY CRIME COMPARISON

CRIME	JAN. 2012	JAN. 2011	# DIFFERENCE	% DIFFERENCE
CRIMINAL HOMICIDE	0	0	0	0%
RAPE	0	0	0	0%
ROBBERY	0	0	0	0%
AGG. ASSAULT	0	0	0	0%
BURGLARY	0	0	0	0%
RESIDENCE	0	0	0	0%
NON-RESIDENCE	0	0	0	0%
LARCENY	22	22	0	0%
POCKETPICKING	1	0	1	100%
PURSE SNATCHING	0	0	0	0%
SHOPLIFTING	0	4	-4	-100%
FROM MOTOR VEHICLES	0	3	-3	-100%
MOTOR VEH. PARTS/ACCESSORIES	0	1	-1	-100%
BICYCLES	0	0	0	0%
FROM BUILDINGS	11	6	5	83%
FROM COIN OPERATED MACHINES	0	0	0	0%
ALL OTHER	10	8	2	25%
AUTO THEFT	1	4	-3	-75%
<b>TOTAL</b>	<b>23</b>	<b>26</b>	<b>-3</b>	<b>-12%</b>

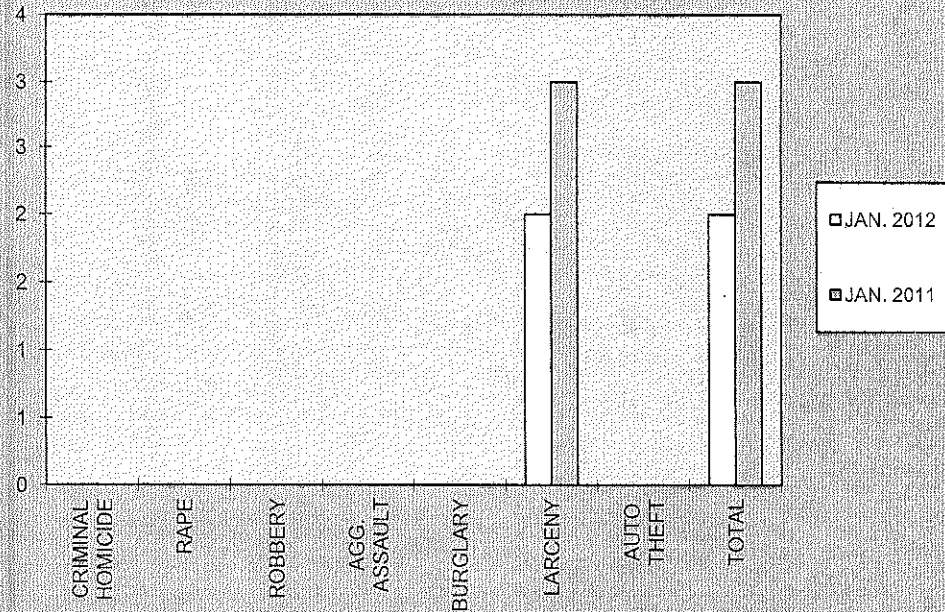


**2012  
ATLANTA AIRPORT  
ARREST COMPARISON**

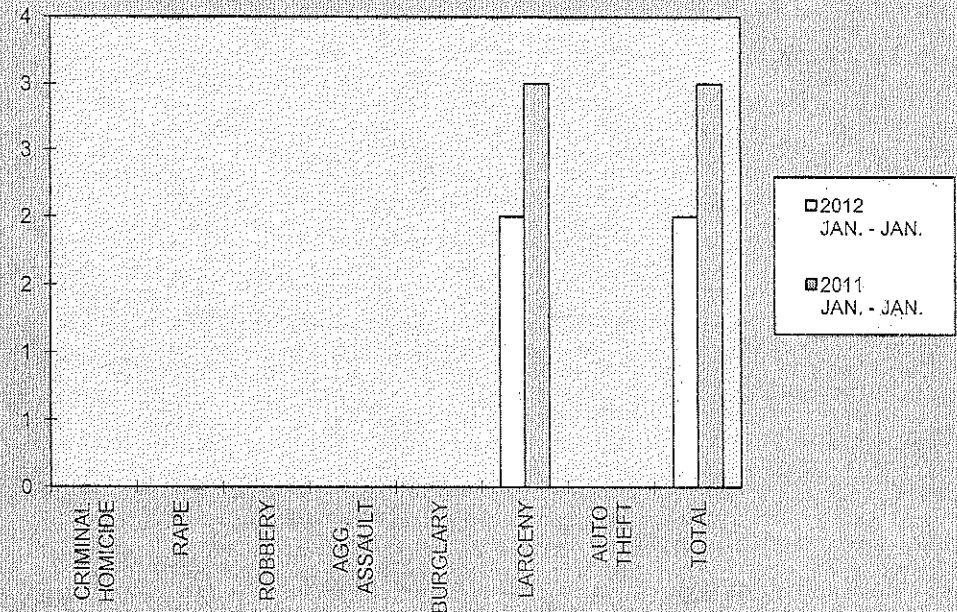
JANUARY ARREST COMPARISON				
CRIME	JAN. 2012	JAN. 2011	# DIFFERENCE	% DIFFERENCE
CRIMINAL HOMICIDE	0	0	0	0%
RAPE	0	0	0	0%
ROBBERY	0	0	0	0%
AGG. ASSAULT	0	0	0	0%
BURGLARY	0	0	0	0%
LARCENY	2	3	-1	-33%
AUTO THEFT	0	0	0	0%
<b>TOTAL</b>	<b>2</b>	<b>3</b>	<b>-1</b>	<b>-33%</b>

FIRST MONTH ARREST COMPARISON				
CRIME	2012 JAN. - JAN.	2011 JAN. - JAN.	# DIFFERENCE	% DIFFERENCE
CRIMINAL HOMICIDE	0	0	0	0%
RAPE	0	0	0	0%
ROBBERY	0	0	0	0%
AGG. ASSAULT	0	0	0	0%
BURGLARY	0	0	0	0%
LARCENY	2	3	-1	-33%
AUTO THEFT	0	0	0	0%
<b>TOTAL</b>	<b>2</b>	<b>3</b>	<b>-1</b>	<b>-33%</b>

**ATLANTA AIRPORT JAN. 2012 VS. JAN. 2011  
ARREST COMPARISON**



**ATLANTA AIRPORT YEAR TO DATE  
ARREST COMPARISON 2012 VS. 2011**



**2012  
ATLANTA AIRPORT  
CLEAR-UP RATE**

CRIME	ATLANTA AIRPORT JAN. 2012 CLEAR-UP RATE	ATLANTA AIRPORT JAN. 2011 CLEAR-UP RATE
CRIMINAL HOMICIDE	0%	0%
RAPE	0%	0%
ROBBERY	0%	0%
AGG. ASSAULT	0%	0%
BURGLARY	0%	0%
LARCENY	9%	18%
AUTO THEFT	0%	25%

