

FBI
UNIFORM CRIME REPORTING

ATLANTA POLICE DEPARTMENT

226 PEACHTREE STREET, SW

ATLANTA, GEORGIA 30303



JUNE 2012



SUPPORT SERVICES DIVISION
INFORMATION SERVICES SECTION

TABLE OF CONTENTS

	Page
U. C. R. COMPARATIVE CRIME REPORT -----	1
RETURN A - MONTHLY RETURN OF OFFENSES KNOWN TO THE POLICE -----	2
PROPERTY STOLEN BY CLASSIFICATION -----	3
LAW ENFORCEMENT OFFICERS KILLED OR ASSAULTED -----	3a
MONTHLY RETURN OF ARSON OFFENSES KNOWN TO LAW ENFORCEMENT -----	4
POLICE DISPOSITION OF JUVENILES -----	5
SUPPLEMENTARY HOMICIDE REPORT -----	6
SEX AND RACE OF PERSONS ARRESTED -----	7
HOMICIDE COMPARISON REPORT -----	8
HOMICIDE BREAKDOWN REPORT -----	8a-8e
SEVEN MAJOR CRIMES - MONTHLY CRIME COMPARISON -----	9
SEVEN MAJOR CRIMES - YEAR TO DATE CRIME COMPARISON -----	10
SEVEN MAJOR CRIMES ARREST MONTHLY AND YEAR TO DATE COMPARISON -----	11
CRIMES AGAINST PERSONS MONTHLY AND YEAR TO DATE COMPARISON -----	12
CRIMES AGAINST PROPERTY MONTHLY AND YEAR TO DATE COMPARISON -----	13
CRIMES AGAINST PERSONS & PROPERTY MONTHLY COMPARISON BY ZONES -----	14
CRIMES AGAINST PERSONS & PROPERTY YEAR TO DATE COMPARISON BY ZONES -----	15
SEVEN MAJOR CRIMES MONTHLY CRIME COMPARISON BY ZONES -----	16
SEVEN MAJOR CRIMES - YEAR TO DATE CRIME COMPARISON BY ZONES -----	17
SEVEN MAJOR CRIMES - MONTHLY CRIME COMPARISON - ZONE 1 -----	18
SEVEN MAJOR CRIMES - YEAR TO DATE CRIME COMPARISON - ZONE 1 -----	19
SEVEN MAJOR CRIMES - MONTHLY CRIME COMPARISON - ZONE 2 -----	20
SEVEN MAJOR CRIMES - YEAR TO DATE CRIME COMPARISON - ZONE 2 -----	21
SEVEN MAJOR CRIMES - MONTHLY CRIME COMPARISON - ZONE 3 -----	22
SEVEN MAJOR CRIMES - YEAR TO DATE CRIME COMPARISON - ZONE 3 -----	23
SEVEN MAJOR CRIMES - MONTHLY CRIME COMPARISON - ZONE 4 -----	24
SEVEN MAJOR CRIMES - YEAR TO DATE CRIME COMPARISON - ZONE 4 -----	25
SEVEN MAJOR CRIMES - MONTHLY CRIME COMPARISON - ZONE 5 -----	26
SEVEN MAJOR CRIMES - YEAR TO DATE CRIME COMPARISON - ZONE 5 -----	27
SEVEN MAJOR CRIMES - MONTHLY CRIME COMPARISON - ZONE 6 -----	28
SEVEN MAJOR CRIMES - YEAR TO DATE CRIME COMPARISON - ZONE 6 -----	29
CLEAR-UP RATE COMPARISON -----	30
ATLANTA AIRPORT -----	31
RETURN A - MONTHLY RETURN OF OFFENSES KNOWN TO THE POLICE -----	32
PROPERTY STOLEN BY CLASSIFICATION -----	33
POLICE DISPOSITION OF JUVENILES -----	34
SEX AND RACE OF PERSONS ARRESTED -----	35
SEVEN MAJOR CRIMES - MONTHLY CRIME COMPARISON -----	35a
SEVEN MAJOR CRIMES - YEAR TO DATE CRIME COMPARISON -----	36
SEVEN MAJOR CRIMES ARREST MONTHLY AND YEAR TO DATE COMPARISON -----	37
CLEAR-UP RATE COMPARISON -----	37a-37e
SEVEN MAJOR CRIMES - MONTHLY CRIME COMPARISON -----	38
SEVEN MAJOR CRIMES - YEAR TO DATE CRIME COMPARISON -----	39
SEVEN MAJOR CRIMES ARREST MONTHLY AND YEAR TO DATE COMPARISON -----	40
CLEAR-UP RATE COMPARISON -----	41

JUNE 2012
U.C.R. COMPARATIVE CRIME REPORT
SUPPORT SERVICES DIVISION
INFORMATION SERVICES SECTION

	JUNE 2012		JUNE 2011		COMPARATIVE ACTUAL	% CHANGE ACTUAL	COMPARATIVE CLEARED	% CHANGE CLEARED
	ACTUAL	CLEARED	ACTUAL	CLEARED				
MURDER	9	9	14	10	-5	-36%	-1	-10%
RAPE	10	5	6	9	4	67%	-4	-44%
ROBBERY	204	60	191	36	13	7%	24	67%
AGG. ASSAULT	310	209	288	205	22	8%	4	2%
BURGLARY - RESIDENCE	442		584		-142	-24%		
BURGLARY - NON-RESIDENCE	90	58	86	68	4	5%	-10	-15%
LARCENY - \$200 AND OVER	480		366		114	31%		
LARCENY - \$50 TO \$199	93	343	98	308	-5	-5%	35	11%
LARCENY - UNDER \$50	965		925		40	4%		
AUTO THEFT	489	33	558	32	-69	-12%	1	3%
TOTAL	3,092		3,116		-24	-1%		
AUTOS RECOVERED	71		37		34	92%		

	2012 JANUARY - JUNE		2011 JANUARY - JUNE		COMPARATIVE ACTUAL	% CHANGE ACTUAL	COMPARATIVE CLEARED	% CHANGE CLEARED
	ACTUAL	CLEARED	ACTUAL	CLEARED				
MURDER	38	39	42	42	-4	-10%	-3	-7%
RAPE	60	48	70	45	-10	-14%	3	7%
ROBBERY	1,024	288	1,051	230	-27	-3%	58	25%
AGG. ASSAULT	1,862	1,223	1,663	1,093	199	12%	130	12%
BURGLARY - RESIDENCE	2,447		2,930		-483	-16%		
BURGLARY - NON-RESIDENCE	421	303	461	380	-40	-9%	-77	-20%
LARCENY - \$200 AND OVER	2,777		2,607		170	7%		
LARCENY - \$50 TO \$199	643	1,683	689	1,607	-46	-7%	76	5%
LARCENY - UNDER \$50	5,028		4,895		133	3%		
AUTO THEFT	2,354	210	2,499	202	-145	-6%	8	4%
TOTAL	16,654		16,907		-253	-2%		
AUTOS RECOVERED	384		385		-1	0%		

RETURN A - MONTHLY RETURN OF OFFENSES KNOWN TO THE POLICE

1-720b (Rev. 8-30-94)
OMB No. 1110-0001

This report is authorized by law Title 28, Section 534, U. S. Code. While you are not required to respond, your cooperation in forwarding this report by the 7th day after the close of the month to Uniform Crime Reports, Federal Bureau of Investigation, Washington, D.C. 20535, will assist in compiling comprehensive, accurate national crime figures on a timely basis.

1	2	3	4	5	6
CLASSIFICATION OF OFFENSES	OFFENSES REPORTED OR KNOWN TO POLICE (INCLUDE "UNFOUNDED" AND ATTEMPTS)	UNFOUNDED, I.E., FALSE OR BASELESS COMPLAINTS	NUMBER OF ACTUAL OFFENSES (COLUMN 2 MINUS COLUMN 3) INCLUDE ATTEMPTS	TOTAL OFFENSES CLEARED BY ARREST OR EXCEPTIONAL MEANS (INCLUDES COL. 6)	NUMBER OF CLEARANCES INVOLVING ONLY PERSONS UNDER 18 YEARS OF AGE
1. CRIMINAL HOMICIDE					
a. MURDER AND NONNEGLIGENT HOMICIDE	9	0	9	9	0
b. MANSLAUGHTER BY NEGLIGENCE					
2. FORCIBLE RAPE TOTAL	12	2	10	5	0
a. Rape by Force	12	2	10	5	0
b. Attempts to commit Forcible Rape	0	0	0	0	0
3. ROBBERY TOTAL	213	9	204	60	1
a. Firearm	128	5	123	21	1
b. Knife or Cutting Instrument	2	1	1	3	0
c. Other Dangerous Weapon	18	0	18	5	0
d. Strong-Arm (Hands, Fists, Feet, etc.)	65	3	62	31	0
4. ASSAULT TOTAL	1,068	59	1,009	788	27
a. Firearm	105	6	99	55	3
b. Knife or cutting instrument	57	2	55	46	3
c. Other Dangerous Weapon	133	5	128	89	2
d. Strong-Arm	30	2	28	19	0
e. Other Assaults - Simple, Not Aggravated	743	44	699	579	19
5. BURGLARY TOTAL	545	13	532	58	5
a. Forcible Entry	416	10	406	42	4
b. Unlawful Entry - No Force	112	3	109	13	1
c. Attempted Forcible Entry	17	0	17	3	0
6. LARCENY THEFT TOTAL (except Motor Vehicle Theft)	1,597	59	1,538	343	15
7. MOTOR VEHICLE THEFT TOTAL	515	26	489	33	3
a. Autos	459	23	436	31	3
b. Trucks and Buses	34	2	32	1	0
c. Other Vehicles	22	1	21	1	0
GRAND TOTAL	3,959	168	3,791	1,296	51

CHECKING ANY OF THE APPROPRIATE BLOCKS BELOW WILL ELIMINATE YOUR NEED TO SUBMIT REPORTS WHEN THE VALUES ARE ZERO. THIS WILL ALSO AID THE NATIONAL PROGRAM IN ITS QUALITY CONTROL EFFORTS.

NO SUPPLEMENTARY HOMICIDE REPORT SUBMITTED SINCE NO MURDERS, JUSTIFIABLE HOMICIDES, OR MANSLAUGHTER BY NEGLIGENCE OCCURRED IN THIS JURISDICTION DURING THE MONTH.

NO SUPPLEMENT TO RETURN A REPORT SINCE NO CRIME OFFENSES OR RECOVERY OF PROPERTY REPORTED DURING THE MONTH.

NO LAW ENFORCEMENT OFFICERS KILLED OR ASSAULTED REPORT SINCE NONE OF THE OFFICERS WERE ASSAULTED OR KILLED DURING THE MONTH.

NO AGE, SEX, AND RACE OF PERSONS ARRESTED UNDER 18 YEARS OF AGE REPORT SINCE NO ARRESTS OF PERSONS WITHIN THIS AGE GROUP.

NO AGE, SEX, AND RACE OF PERSONS ARRESTED 18 YEARS OF AGE AND OVER REPORT SINCE NO ARRESTS OF PERSONS WITHIN THIS AGE GROUP.

NO MONTHLY RETURN OF ARSON OFFENSES KNOWN TO LAW ENFORCEMENT REPORT SINCE NO ARSONS OCCURRED.

DO NOT USE THIS SPACE

INITIALS

RECORDED

EDITED

ENTERED

ADJUSTED

CARRIES

* TOTALS INCLUDE PREVIOUS OFFENSES

JUNE 2012

Month and Year of Report

GAAPD 0000

Agency Identifier

JULY 16, 2012

Date

ATLANTA POLICE DEPARTMENT - GEORGIA

Agency and State

Chapman LIEUTENANT
Prepared By Title

George J. ... CHIEF
Chief, Commissioner, Sheriff, or Superintendent

PROPERTY STOLEN BY CLASSIFICATION

CLASSIFICATION	DATA ENTRY	Number of Actual Offenses (Column 4 Return A)	Monetary Value of Property Stolen
1. MURDER AND NONNEGLIGENT MANSLAUGHTER	12	9	\$ 1,203.00
2. FORCIBLE RAPE	20	10	\$ 351.00
3. ROBBERY			
(a) HIGHWAY (streets, alleys, etc.)	31	156	36,057.00
(b) COMMERCIAL HOUSE (except c, d, and f)	32	11	4,951.00
(c) GAS OR SERVICE STATION	33	1	0.00
(d) CONVENIENCE STORE	34	2	1.00
(e) RESIDENCE (anywhere on premises)	35	22	7,629.00
(f) BANK	36	0	0.00
(g) MISCELLANEOUS	37	12	7,457.00
TOTAL ROBBERY	30	204	\$ 56,095.00
5. BURGLARY - BREAKING OR ENTERING			
(a) RESIDENCE (dwelling)			
(1) NIGHT (6 p.m. - 6 a.m.)	51	152	105,358.00
(2) DAY (6 a.m. - 6 p.m.)	52	290	243,078.00
(3) UNKNOWN	53	0	0.00
(b) NON-RESIDENCE (store, office, etc.)			
(1) NIGHT (6 p.m. - 6 a.m.)	54	62	51,253.00
(2) DAY (6 a.m. - 6 p.m.)	55	28	45,522.00
(3) UNKNOWN	56	0	0.00
TOTAL BURGLARY	50	532	\$ 445,211.00
6. LARCENY - THEFT (Except Motor Vehicle Theft)			
(a) \$200 AND OVER	61	480	947,113.00
(b) \$50 TO \$200	62	93	10,634.00
(c) UNDER \$50	63	965	2,527.00
TOTAL LARCENY (Same as Item 6X)	60	1,538	\$ 960,274.00
7. MOTOR VEHICLE THEFT (Includes Alleged Joy Ride)	70	489	\$ 428,852.00
GRAND TOTAL - ALL ITEMS	77		\$ 1,891,986.00
ADDITIONAL ANALYSIS OF LARCENY AND MOTOR VEHICLE THEFT			
6X. NATURE OF LARCENIES UNDER ITEM 6			
(a) POCKET-PICKING	81	11	467.00
(b) PURSE-SNATCHING	82	36	5,304.00
(c) SHOPLIFTING	83	248	14,041.00
(d) FROM MOTOR VEHICLES (except e)	84	612	403,829.00
(e) MOTOR VEHICLE PARTS AND ACCESSORIES	85	161	71,332.00
(f) BICYCLES	86	11	1,934.00
(g) FROM BUILDING (except c and h)	87	212	250,827.00
(h) FROM ANY COIN-OPERATED MACHINES (parking meters, etc.)	88	0	0.00
(i) ALL OTHER	89	247	212,540.00
TOTAL LARCENIES (Same as Item 6)	80	1,538	\$ 960,274.00
7X. MOTOR VEHICLES RECOVERED			
(a) STOLEN LOCALLY AND RECOVERED LOCALLY	91	61	
(b) STOLEN LOCALLY AND RECOVERED BY OTHER JURISDICTIONS	92	10	
(c) TOTAL LOCALLY STOLEN MOTOR VEHICLES RECOVERED (a & b)	93	71	
(d) STOLEN IN OTHER JURISDICTIONS AND RECOVERED LOCALLY	90	N/A	

SUPPLEMENT TO RETURN A
MONTHLY RETURN OF OFFENSES KNOWN TO THE POLICE

1-706 (Rev. 8-30-94)
Form Approved
OMB No. 1110-0007

This report is authorized by law, Title 28, Section 534, U. S. Code. While you are not required to respond, your cooperation in submitting this report with the Return A will assist the FBI in compiling comprehensive, accurate figures on a timely basis.

This form deals with the nature of crime and the monetary value of property stolen and recovered. The total offenses recorded on the form should be the same as the number of actual offenses listed in Column 4 of the Return A for each crime class. Include attempted crimes on this form, but do not include unfounded offenses. If you cannot complete the report in all areas, please record as much information as is available. Tally sheets will be sent upon request.

PROPERTY BY TYPE AND VALUE

Type of Property (1)	Date Entry	Monetary Value of Property Stolen in Your Jurisdiction	
		Stolen (2)	Recovered (3)
(A) Currency, Notes, Etc.	01	\$ 124,506.00	\$ 0.00
(B) Jewelry and Precious Metals	02	192,904.00	2.00
(C) Clothing and Furs	03	50,643.00	0.00
(D) Locally Stolen Motor Vehicles	04	428,852.00	2,521.00
(E) Office Equipment	05	25,679.00	0.00
(F) Televisions, Radios, Stereos, Etc.	06	550,895.00	4.00
(G) Firearms	07	24,326.00	1.00
(H) Household Goods	08	35,025.00	0.00
(I) Consumable Goods	09	8,107.00	0.00
(J) Livestock	10	0.00	0.00
(K) Miscellaneous	11	451,049.00	-1.00 *
TOTAL	00	\$ 1,891,986.00	\$ 2,527.00

The total of this column should agree with the Grand Total (DATA ENTRY 77) shown on page 2.

Include in this column all property recovered even though stolen in prior months. The above is an accounting for only that property stolen in your jurisdiction. This will include property recovered for you by other jurisdictions, but not property you recover for them.

JULY 16, 2012
DATE

Captain Johnson LIEUTENANT
PREPARED BY TITLE

George W. Jones CHIEF
CHIEF, COMMISSIONER, SHERIFF OR SUPERINTENDENT

JUNE 2012
Month and Year of Report

GAAPD 0000
Agency Identifier

ATLANTA POLICE DEPARTMENT - GEORGIA
Agency and State

LAW ENFORCEMENT OFFICERS KILLED OR ASSAULTED

It is requested this report be completed and transmitted with monthly crime reports to: Director, Federal Bureau of Investigation, Uniform Crime Reports, Washington, D. C. 20535. This form should be used to report the number of your officers who were assaulted or killed in the line of duty during the month. Additional information concerning officers killed will be requested by a separate questionnaire.

OFFICERS KILLED	
Number of your law enforcement officers killed in the line of duty this month.	By felonious act <u>0</u>
	By accident or negligence <u>0</u>

Officers Assaulted (Do not include officers killed) - See other side for instructions.

Type of Activity	Total Assaults by Weapon A	Type of Weapon				Type of Assignment								
		Firearm B	Knife or Other Cutting Instrument C	Other Dangerous Weapon D	Hands, Fists, Feet, etc. E	Two-Officer Vehicle F	One-Officer Vehicle		Detective or Special Assign.		Other		Police Assaults Cleared M	
							Alone G	As-sisted H	Alone I	As-sisted J	Alone K	As-sisted L		
1. Responding to "Disturbance" calls (family quarrels, man with gun, etc.)	1				1							1		1
2. Burglaries in progress or pursuing burglary suspects	0													
3. Robberies in progress or pursuing robbery suspects	0													
4. Attempting other arrests	0													
5. Civil disorder (riot, mass disobedience)	0													
6. Handling, transporting, custody of prisoners	11				11		1	8			1	1		11
7. Investigating suspicious persons or circumstances	4				4			2			2			4
8. Ambush - no warning	0													
9. Mentally deranged	0													
10. Traffic pursuits and stops	2		2					2						2
11. All Other	3		1		2			1				2		3
12. TOTAL (1-11)	21	0	3	0	18	0	1	13	0	0	4	3		21
13. Number with personal injury	0													
14. Number without personal injury	21		3		18									
15. Time of assaults														
AM	6	1	2		3		2							
PM		2	2				3							

DO NOT WRITE HERE

Recorded	Initials
Edited	
Punched	
Verified	
Adjusted	
DOJ/FBI	

12:01 2:00 4:00 6:00 8:00 10:00 12:00

JUNE 2012
Month and Year
ATLANTA POLICE DEPARTMENT
Agency

GAAPD 0000
Agency Identifier
GEORGIA
State

Clyde Helman LIEUTENANT
Prepared By Title
George J. ... CHIEF
Chief, Sheriff, Commissioner, Superintendent

MONTHLY RETURN OF ARSON OFFENSES KNOWN TO LAW ENFORCEMENT

DO-73 (2-11-82)
Form Approved
OMB No. 1110-0008

This report is authorized by law Title 28, Section 534, United States Code, and the enactment of the fiscal year 1979, Department of Justice Authorization Bill S. 3151. While you are not required to respond, your cooperation in using this form to report all incidents of arson which become known to your department during the month will assist the FBI in compiling comprehensive, accurate data on a timely basis. Instructions appear on reverse side.

1		2	3	4	5	6	7	8
PROPERTY CLASSIFICATION		Offenses Reported or Known to Police (Include Unfounded and Attempts)	Unfounded, i.e. False or Baseless Complaints	Number of Actual Offenses (Column 2 Minus Column 3 (Include Attempts))	Total Offenses Cleared by Arrest or Exceptional Means (Include Column 6)	Number of Clearances Involving Only Persons Under 18 Years of Age	Offenses Where Structures Uninhabited Abandoned, or not Normally in Use	Estimated Value of Property Damage
STRUCTURAL	A. Single Occupancy Residential: Houses, Townhouses, Duplexes, etc.	12	8	4			3	\$ 31,200.
	B. Other Residential: Apartments, Tenements, Flats, Hotels, Motels, Inns, Dormitories, Boarding Houses, etc.	4	2	2			1	\$ 31,000.
	C. Storage: Barns, Garages, Warehouses, etc.	1	1					\$
	D. Industrial/Manufacturing							\$
	E. Other Commercial: Stores, Restaurants, Offices, etc.	1	1					\$
	F. Community/Public: Churches, Jails, Schools, Colleges, Hospitals, etc.							\$
	G. All Other Structure: Out Buildings, Monuments, Buildings Under Construction, etc.							\$
	TOTAL STRUCTURE	18	12	6			4	\$ 62,200.
MOBILE	H. Motor Vehicles: Automobiles, Trucks, Buses, Motorcycles, etc.: UCR Definition	1		1				\$ 10,000.
	I. Other Mobile Property: Trailers, Recreational Vehicles, Airplanes, Boats, etc.	1	1					\$
	TOTAL MOBILE	2	1	1				\$ 10,000.
J. TOTAL OTHER Crops, Timber, Fences, Signs, etc.							\$	
GRAND TOTAL		20	13	7			4	\$ 72,200.

Agency Identifier GAAPD 0000 Month JUNE 2012
 Agency ATLANTA POLICE DEPARTMENT State GEORGIA
 Prepared by *Carlton Johnson* LIEUTENANT
George H. Johnson CHIEF
 Chief, Commissioner, Sheriff, or Superintendent

DO NOT WRITE HERE	
Recorded	
Edited	
Entered	
Adjusted	
Corres.	

SSD/7-12-12

AGENCY IDENTIFIER GAAPD 0000 REPORTING PERIOD JUNE 2012

AGENCY NAME ATLANTA POLICE DEPARTMENT

POLICE DISPOSITION OF JUVENILES

-Not to include neglect or traffic cases-

1. Handled within Department and released. (Warning, released to parents, etc.)	
2. Referred to juvenile court or probation department.	98
3. Referred to welfare agency.	
4. Referred to other police agency.	
5. Referred to criminal or adult court.	
TOTAL	98

JULY 16, 2012

DATE

Clifton Johnson

LIEUTENANT

PREPARED BY

TITLE

George N. Jones

CHIEF

APPROVED BY

TITLE

GCIC USE ONLY

Recorded	_____
Reviewed	_____
Punched	_____
Verified	_____

RETURN TO:

Georgia Crime Information Center/Uniform Crime Reporting
P. O. Box 1456
Atlanta, Georgia 30301

Return on or before the 7th of the following month.

GCIC/UCR-012 (9/74)

JUNE 2012
U.C.R. COMPARATIVE CRIME REPORT
SUPPORT SERVICES DIVISION
INFORMATION SERVICES SECTION

	JUNE 2012		JUNE 2011		COMPARATIVE ACTUAL	% CHANGE ACTUAL	COMPARATIVE CLEARED	% CHANGE CLEARED
	ACTUAL	CLEARED	ACTUAL	CLEARED				
MURDER	9	9	14	10	-5	-36%	-1	-10%
RAPE	10	5	6	9	4	67%	-4	-44%
ROBBERY	204	60	191	36	13	7%	24	67%
AGG. ASSAULT	310	209	288	205	22	8%	4	2%
BURGLARY - RESIDENCE	442		584		-142	-24%		
BURGLARY - NON-RESIDENCE	90	58	86	68	4	5%	-10	-15%
LARCENY - \$200 AND OVER	480		366		114	31%		
LARCENY - \$50 TO \$199	93	343	98	308	-5	-5%	35	11%
LARCENY - UNDER \$50	965		925		40	4%		
AUTO THEFT	489	33	558	32	-69	-12%	1	3%
TOTAL	3,092		3,116		-24	-1%		
AUTOS RECOVERED	71		37		34	92%		

	2012 JANUARY - JUNE		2011 JANUARY - JUNE		COMPARATIVE ACTUAL	% CHANGE ACTUAL	COMPARATIVE CLEARED	% CHANGE CLEARED
	ACTUAL	CLEARED	ACTUAL	CLEARED				
MURDER	38	39	42	42	-4	-10%	-3	-7%
RAPE	60	48	70	45	-10	-14%	3	7%
ROBBERY	1,024	288	1,051	230	-27	-3%	58	25%
AGG. ASSAULT	1,862	1,223	1,663	1,093	199	12%	130	12%
BURGLARY - RESIDENCE	2,447		2,930		-483	-16%		
BURGLARY - NON-RESIDENCE	421	303	461	380	-40	-9%	-77	-20%
LARCENY - \$200 AND OVER	2,777		2,607		170	7%		
LARCENY - \$50 TO \$199	643	1,683	689	1,607	-46	-7%	76	5%
LARCENY - UNDER \$50	5,028		4,895		133	3%		
AUTO THEFT	2,354	210	2,499	202	-145	-6%	8	4%
TOTAL	16,654		16,907		-253	-2%		
AUTOS RECOVERED	384		385		-1	0%		

MONTHLY RETURN OF ARSON OFFENSES KNOWN TO LAW ENFORCEMENT

DO-73 (2-11-82)
Form Approved
OMB No. 1110-0008

This report is authorized by law Title 28, Section 534, United States Code, and the enactment of the fiscal year 1979, Department of Justice Authorization Bill S. 3151. While you are not required to respond, your cooperation in using this form to report all incidents of arson which become known to your department during the month will assist the FBI in compiling comprehensive, accurate data on a timely basis. Instructions appear on reverse side.

1		2	3	4	5	6	7	8
PROPERTY CLASSIFICATION		Offenses Reported or Known to Police (Include Unfounded and Attempts)	Unfounded, i.e. False or Baseless Complaints	Number of Actual Offenses (Column 2 Minus Column 3 (Include Attempts))	Total Offenses Cleared by Arrest or Exceptional Means (Include Column 6)	Number of Clearances Involving Only Persons Under 18 Years of Age	Offenses Where Structures Uninhabited Abandoned, or not Normally in Use	Estimated Value of Property Damage
STRUCTURAL	A. Single Occupancy Residential: Houses, Townhouses, Duplexes, etc.	12	8	4			3	\$ 31,200.
	B. Other Residential: Apartments, Tenements, Flats, Hotels, Motels, Inns, Dormitories, Boarding Houses, etc.	4	2	2			1	\$ 31,000.
	C. Storage: Barns, Garages, Warehouses, etc.	1	1					\$
	D. Industrial/Manufacturing							\$
	E. Other Commercial: Stores, Restaurants, Offices, etc.	1	1					\$
	F. Community/Public: Churches, Jails, Schools, Colleges, Hospitals, etc.							\$
	G. All Other Structure: Out Buildings, Monuments, Buildings Under Construction, etc.							\$
	TOTAL STRUCTURE	18	12	6			4	\$ 62,200.
MOBILE	H. Motor Vehicles: Automobiles, Trucks, Buses, Motorcycles, etc.: UCR Definition	1		1				\$ 10,000.
	I. Other Mobile Property: Trailers, Recreational Vehicles, Airplanes, Boats, etc.	1	1					\$
	TOTAL MOBILE	2	1	1				\$ 10,000.
J. TOTAL OTHER Crops, Timber, Fences, Signs, etc.								\$
GRAND TOTAL		20	13	7			4	\$ 72,200.

Agency Identifier GAAPD 0000 Month JUNE 2012
 Agency ATLANTA POLICE DEPARTMENT State GEORGIA
 Prepared by *Carlton Johnson* LIEUTENANT
George H. Johnson CHIEF
 Chief, Commissioner, Sheriff, or Superintendent

DO NOT WRITE HERE	
Recorded	
Edited	
Entered	
Adjusted	
Corres.	

SSD/7-12-12

PAGE 1 OF 1
 SUPPLEMENTARY HOMICIDE REPORT

1-704 (Rev. 4-24-95)
 Form Approved
 OMB No. 1110-0002

This report is authorized by law Title 28, Section 534, United States Code. While you are not required to respond, your cooperation in using this form to list data pertaining to all homicides reported on your Return A will assist the FBI in compiling comprehensive, accurate data regarding this important classification on a timely basis.

1a. Murder and Nonnegligent Manslaughter

List below specific information for all offenses shown in item 1a of the monthly Return A. In addition, list all justifiable killings of felons by a citizen or by a peace officer in the line of duty. A brief explanation in the circumstances column regarding unfounded homicide offenses will aid the national Uniform Crime Reporting Program in editing the reports.

Incident	Situation*	Victim **				Offender**				Data Code			Weapon Used (Handgun, Rifle, Shotgun, Club, Poison, etc.)	Relationship of Victim to Offender (Husband, Wife, Son, Father, Acquaintance, Neighbor, Stranger, etc.)	Circumstances (Victim shot by robber, robbery victim shot robber, killed by patron during barroom brawl, etc.)
		Age	Sex	Race	Ethnicity	Age	Sex	Race	Ethnicity	Do Not Write in These Spaces					
	B	29	M	B	N								KNIFE	UNKNOWN	OTHER
	B	27	M	B	N								HANDGUN - 45 CAL.	UNKNOWN	OTHER
	B	37	M	B	N								HANDGUN - 9 MM	UNKNOWN	OTHER
	A	19	M	B	N	24	M	B	N				HANDGUN - 38 CAL.	ACQUAINTANCE	OTHER ARGUMENTS
	A	33	M	B	N	22	M	B	N				HANDGUN - 45 CAL.	ACQUAINTANCE	NARCOTIC DRUG LAWS
	D	34	M	B	N	25	M	B	N				HANDGUN	ACQUAINTANCE	NARCOTIC DRUG LAWS
	D	37	M	B	N	25	M	B	N				HANDGUN	ACQUAINTANCE	NARCOTIC DRUG LAWS
	A	21	F	B	N	23	M	B	N				HANDGUN	GIRLFRIEND	OTHER ARGUMENTS
	B	50	M	B	N								BLUNT OBJECT	UNKNOWN	OTHER

** - See reverse side for explanation

JUNE 2012

Month and Year

GAAPD 0000

Agency Identifier

ATLANTA POLICE DEPARTMENT

Agency

GEORGIA

State

Clifton Johnson

Prepared By

LIEUTENANT

Title

George W. Jones

Chief, Sheriff, Commissioner, Superintendent

CHIEF

DO NOT WRITE HERE

Recorded	
Edited	
Punched	
Verified	
Adjusted	

SSD/7-16-12

PAGE 1 OF 1
SUPPLEMENTARY HOMICIDE REPORT

1-704 (Rev. 4-24-95)
Form Approved
OMB No. 1110-0002

This report is authorized by law Title 28, Section 534, United States Code. While you are not required to respond, your cooperation in using this form to list data pertaining to all homicides reported on your Return A will assist the FBI in compiling comprehensive, accurate data regarding this important classification on a timely basis.

1a. Murder and Nonnegligent Manslaughter

List below specific information for all offenses shown in item 1a of the monthly Return A. In addition, list all justifiable killings of felons by a citizen or by a peace officer in the line of duty. A brief explanation in the circumstances column regarding unfounded homicide offenses will aid the national Uniform Crime Reporting Program in editing the reports.

Incident	Situation*	Victim **				Offender**				Data Code			Weapon Used (Handgun, Rifle, Shotgun, Club, Poison, etc.)	Relationship of Victim to Offender (Husband, Wife, Son, Father, Acquaintance, Neighbor, Stranger, etc.)	Circumstances (Victim shot by robber, robbery victim shot robber, killed by patron during barroom brawl, etc.)
		Age	Sex	Race	Ethnicity	Age	Sex	Race	Ethnicity	Do Not Write in These Spaces					
	B	29	M	B	N								KNIFE	UNKNOWN	OTHER
	B	27	M	B	N								HANDGUN - 45 CAL.	UNKNOWN	OTHER
	B	37	M	B	N								HANDGUN - 9 MM	UNKNOWN	OTHER
	A	19	M	B	N	24	M	B	N				HANDGUN - 38 CAL.	ACQUAINTANCE	OTHER ARGUMENTS
	A	33	M	B	N	22	M	B	N				HANDGUN - 45 CAL.	ACQUAINTANCE	NARCOTIC DRUG LAWS
	D	34	M	B	N	25	M	B	N				HANDGUN	ACQUAINTANCE	NARCOTIC DRUG LAWS
	D	37	M	B	N	25	M	B	N				HANDGUN	ACQUAINTANCE	NARCOTIC DRUG LAWS
	A	21	F	B	N	23	M	B	N				HANDGUN	GIRLFRIEND	OTHER ARGUMENTS
	B	50	M	B	N								BLUNT OBJECT	UNKNOWN	OTHER

** - See reverse side for explanation

JUNE 2012

Month and Year

GAAPD 0000

Agency Identifier

ATLANTA POLICE DEPARTMENT

Agency

GEORGIA

State

Clifton Johnson

Prepared By

LIEUTENANT

Title

George W. Jones

Chief, Sheriff, Commissioner, Superintendent

CHIEF

DO NOT WRITE HERE	
Recorded	
Edited	
Punched	
Verified	
Adjusted	

SSD/7-16-12

**ATLANTA POLICE DEPARTMENT
AGE, SEX, AND RACE OF PERSONS ARRESTED
17 YEARS OF AGE AND OVER**

MONTH JUNE

YEAR 2012

CLASSIFICATION OF OFFENSES	SEX	AGE OF PERSON ARRESTED																TOTAL	RACE				ETHNIC		
		17	18	19	20	21	22	23	24 29	30 34	35 39	40 44	45 49	50 54	55 59	60 64	65 UP		White	Black	Native Amer.	Asiatic/Pacific	Whi. Hispanic	Blck Hispanic	
Murder/Nonnegligent Manslaughter	01a M			1			1	3	3									8							
	F								1									1		9					
Manslaughter by Negligence	01b M																	0							
	F																	0							
Forcible Rape	02 M								1					1				2							
	F																	0		2					
Robbery	03 M	4	4	1	4	5	1	1	13	8	2	3	3	2				51							
	F				1			1	2				1				1	6	4	53					
Aggravated Assault	04 M	1	1	2	7	3	4	1	13	6	13	11	6	8	4	2	4	86							
	F	1		2	2		2	2	14	10	9	2	4			2		50	15	121					
Burglary- Breaking or Entering	05 M	3	2	2		4	4	2	10	4	4	5	6	12	1	1	1	61							
	F		1								3	1	1	1			7	3	65						
Larceny - Theft (except Motor Vehicle Theft)	06 M	8	6	6	5	7	9	4	22	15	18	28	30	22	6	6	3	195							
	F	3	8	4	9	8	5	3	19	10	4	7	6	6	3	2		97	45	245		2			
Motor Vehicle Theft	07 M	2	4	2	3	1		1	3	3	2	1	3	2			1	28							
	F					1			1	1		1					4	1	31						
Other Assaults	08 M	6	5	5	4	2	8	7	49	39	19	26	18	20	20	7	1	236							
	F	2	2	1	6	5	2	3	30	14	6	8	13	2	4			98	46	287		1			
Arson	09 M																	0							
	F																	0							
Forgery and Counterfeiting	10 M		1	1			2		4	2	2	2						14							
	F	1		1	1	1				3		1						8	2	20					
Fraud	11 M	1	1	1	1		2	1	8	2	1	2	4	3	2	2	1	32							
	F	1		1	2	1	1		4	5	1		3	1				20	7	45					
Embezzlement	12 M			1				1	3	1	1							7							
	F										1							1		8					
Stolen Property; Buying, Receiving, Possessing	13 M	2	1	4	1	1	2	4	6	3	3	2	2	4	1	1	1	38							
	F										3	1						4	5	37					
Vandalism	14 M		3		3			1	4	2	3	1	2	1	4			24							
	F				2	2			3	3			3					13	4	32	1				
Weapons	15 M	3	2	1	2	1	1	5	11	6	3					1		36							
	F		1		3					2	2							8	4	40					

ATLANTA POLICE DEPARTMENT
AGE, SEX, AND RACE OF PERSONS ARRESTED
17 YEARS OF AGE AND OVER

MONTH JUNE

YEAR 2012

CLASSIFICATION OF OFFENSES	SEX	AGE OF PERSON ARRESTED															TOTAL	RACE				ETHNIC		
		17	18	19	20	21	22	23	24 29	30 34	35 39	40 44	45 49	50 54	55 59	60 64		65 UP	White	Black	Native Amer.	Asian/Pacific	Whi. Hispanic	Blck Hispanic
Prostitution and Commercialized Vice	M							2	4	7	6	2	4	6	1	1		33						
	F	1	1	3	1		1	2	9	12	5	6	7	7	3			58	14	76	1			
Sex Offenses (except Rape and Prostitution)	M			1		1	3	3	10	16	9	10	15	19	5	4	3	99						
	F								5		2	3	3	2	1	2	1	19	18	100				
Drug Abuse Violations Grand Total	M	5	10	18	15	22	22	21	80	57	43	31	32	26	6	4	4	396						
	F	0	0	2	3	5	2	4	12	9	4	2	4	7	0	0	1	55	65	385	1	0	0	0
(1) Sale/Manufacturing Subtotal	M	0	1	0	3	6	2	4	15	15	10	5	6	6	1	0	0	74						
	F	0	0	0	0	0	0	0	1	0	1	0	1	2	0	0	0	5	8	71	0	0	0	0
Opium or Cocaine and their derivatives	M		1			1		3	8	7	6	2	4	2	1		35							
	F								1		1			1			3	5	33					
Marijuana	M				1	3	2	1	4	7	4	3	2	4			31							
	F												1	1			2	1	32					
Synthetic Narcotics	M				1				1								2							
	F																0		2					
Other Dangerous Non-Narcotic Drugs	M				1	2			2	1							6							
	F																0	2	4					
(2) Possession Subtotal	M	5	9	18	12	16	20	17	65	42	33	26	26	20	5	4	4	322						
	F	0	0	2	3	5	2	4	11	9	3	2	3	5	0	0	1	50	57	314	1	0	0	0
Opium or Cocaine and their derivatives	M	1	1	3	3	4	3	2	14	7	10	13	10	11	3	2	4	91						
	F			1	1	4		1	1	3			1	3			1	16	28	78	1			
Marijuana	M	3	7	15	9	12	17	15	51	32	22	12	13	9	2	2	221							
	F			1	2	1	2	3	10	6	3	2	2	2			34	21	234					
Synthetic Narcotics	M									2	1		1				4							
	F																0	2	2					
Other Dangerous Non-Narcotic Drugs	M	1	1							1		1	2				6							
	F																0	6						
Gambling Total	M	0	0	0	0	0	0	0	1	0	0	0	1	3	3	0	0	8						
	F	0	0	0	0	0	0	0	0	0	0	0	0	0	0	0	0	0	0	8	0	0	0	0
Bookmaking	M																0							
	F																0							
Numbers and Lottery	M																0							
	F																0							

ATLANTA POLICE DEPARTMENT
AGE, SEX, AND RACE OF PERSONS ARRESTED
17 YEARS OF AGE AND OVER

MONTH JUNE

YEAR 2012

CLASSIFICATION OF OFFENSES	SEX	AGE OF PERSON ARRESTED																TOTAL	RACE				ETHNIC		
		17	18	19	20	21	22	23	24 29	30 34	35 39	40 44	45 49	50 54	55 59	60 64	65 UP		White	Black	Native Amer.	Asian/Pacific	Whi. Hispanic	Black Hispanic	
All Other Gambling	M								1				1	3	3			8							
	F																	0		8					
Offenses Against Family And Children	M								1	1	1							3							
	F		1					1	1	1								4		7					
Driving Under the Influence	M			2	3	2	3	3	29	17	11	13	2	5	3	1	1	95							
	F		1			3	5	3	8	3	7	5	1	4				40	55	80					
Liquor Laws	M	3	9	4	8	2	1		22	14	25	39	49	70	56	22	6	330							
	F	1	2	11	7	2	2		2	5	5	10	9	12	7	2	1	78	87	321					
Drunkenness	M			2			3	1	16	17	2	13	9	10	7	6	6	92							
	F			1				1	1		1	3	6	2	1			18	31	76		1			
Disorderly Conduct	M	3	4	4	6	4	5	7	24	20	15	13	23	33	19	7	9	196							
	F	2	5	4	3	5	3	4	12	11	5	7	10	6	2	1	1	81	42	234			1		
Vagrancy	M							1	2	1		4	5	5	1	1	20								
	F									1							1	1	3	18					
All Other Offenses (except Traffic)	M	12	17	12	17	11	9	14	72	47	45	56	73	64	42	15	6	512							
	F	3	1	1	3	3	4	2	11	11	13	7	13	13	4	2		91	59	543			1		
Suspicion	M																	0							
	F																	0							
TOTAL			68	93	101	122	102	107	109	546	389	299	326	371	379	207	91	52	3362	510	2843	3	6	0	0

JUNE 2012

Month and Year of Report

GAAPD 0000

Agency Identifier

JULY 16, 2012

Date

Curtis J. Johnson LIEUTENANT
Prepared By Title

George N. Jones CHIEF
Chief, Commissioner, Sheriff, or Superintendent

ATLANTA POLICE DEPARTMENT - GEORGIA

Agency and State

ATLANTA POLICE DEPARTMENT
 AGE, SEX, AND RACE OF PERSONS ARRESTED
 16 YEARS OF AGE AND UNDER

MONTH JUNE

YEAR 2012

CLASSIFICATION OF OFFENSES	SEX	AGE						RACE				ETHNIC	
		09	1012	1314	15	16	TOTAL	White	Black	Native Amer.	Asian/Pacific	Whi. Hispanic	Blck Hispanic
Murder/Nonnegligent Manslaughter	01a M						0						
	F						0						
Manslaughter by Negligence	01b M						0						
	F						0						
Forcible Rape	02 M						0						
	F						0						
Robbery	03 M			2	1	1	4						
	F						0		4				
Aggravated Assault	04 M		2		3	1	6						
	F						0		6				
Burglary- Breaking or Entering	05 M			4	4	2	10						
	F			1			1		11				
Larceny - Theft (except Motor Vehicle Theft)	06 M			5	4	5	14						
	F			2	4	3	9	3	20				
Motor Vehicle Theft	07 M			6		2	8						
	F						0		8				
Other Assaults	08 M		2	3	2	4	11						
	F			1	3	2	6		17				
Arson	09 M						0						
	F						0						
Forgery and Counterfeiting	10 M						0						
	F						0						
Fraud	11 M						0						
	F						0						
Embezzlement	12 M						0						
	F						0						
Stolen Property; Buying, Receiving, Possessing	13 M				2	1	3						
	F						0		3				
Vandalism	14 M			1	1		2						
	F						0		2				
Weapons	15 M						0						
	F						0						
Prostitution and Commercialized Vice	16 M						0						
	F						0						

**ATLANTA POLICE DEPARTMENT
AGE, SEX, AND RACE OF PERSONS ARRESTED
16 YEARS OF AGE AND UNDER**

MONTH JUNE

YEAR 2012

CLASSIFICATION OF OFFENSES	SEX	AGE						RACE				ETHNIC	
		09	1012	1314	15	16	TOTAL	White	Black	Native Amer.	Asian/Pacific	Whi. Hispanic	Blck Hispanic
Sex Offenses (except Rape and Prostitution) 17	M					1	1						
	F						0		1				
Drug Abuse Violations Grand Total 18	M	0	0	1	2	5	8						
	F	0	0	0	0	0	0	0	8	0	0	0	0
(1) Sale/Manufacturing Subtotal 180	M	0	0	0	0	1	1						
	F	0	0	0	0	0	0	0	1	0	0	0	0
Opium or Cocaine and their Derivatives a	M						0						
	F						0						
Marijuana b	M					1	1						
	F						0		1				
Synthetic Narcotics c	M						0						
	F						0						
Other Dangerous Non-Narcotic Drugs d	M						0						
	F						0						
(2) Possession Subtotal 185	M	0	0	1	2	4	7						
	F	0	0	0	0	0	0	0	7	0	0	0	0
Opium or Cocaine and their Derivatives e	M						0						
	F						0						
Marijuana f	M			1	2	4	7						
	F						0		7				
Synthetic Narcotics g	M						0						
	F						0						
Other Dangerous Non-Narcotic Drugs h	M						0						
	F						0						
Gambling Total 19	M	0	0	0	0	0	0						
	F	0	0	0	0	0	0	0	0	0	0	0	0
Bookmaking a	M						0						
	F						0						
Numbers and Lottery b	M						0						
	F						0						
All Other Gambling c	M						0						
	F						0						
Offenses Against Family and Children 20	M						0						
	F						0						

ATLANTA POLICE DEPARTMENT
 AGE, SEX, AND RACE OF PERSONS ARRESTED
 16 YEARS OF AGE AND UNDER

MONTH JUNE

YEAR 2012

CLASSIFICATION OF OFFENSES	SEX	AGE						RACE				ETHNIC	
		0 9	10 12	13 14	15	16	TOTAL	White	Black	Native Amer.	Asian/Pacific	Whi. Hispanic	Blck Hispanic
Driving Under the Influence 21	M						0						
	F						0						
Liquor Laws 22	M						0						
	F						0						
Drunkenness 23	M						0						
	F						0						
Disorderly Conduct 24	M			2	1	3	6						
	F			1			1		7				
Vagrancy 25	M						0						
	F						0						
All Other Offenses (except Traffic) 26	M			1	1	1	3						
	F						0		3				
Suspicion 27	M						0						
	F						0						
Curfew and Loitering 28	M			1	1	1	3						
	F			1			1		4				
Run-Aways 29	M						0						
	F			1			1		1				
Total		0	4	33	29	32	98	3	95	0	0	0	0

JUNE 2012

Month and Year of Report

GAAPD 0000

Agency Identifier

JULY 16, 2012

Date

Clifford Johnson LIEUTENANT

Prepared By

George M. J. CHIEF

Chief, Commissioner, Sheriff, or Superintendent

ATLANTA POLICE DEPARTMENT - GEORGIA

Agency and State

UNIFORM CRIME REPORTING

**LAW ENFORCEMENT
OPERATIONS
&
MANAGEMENT**

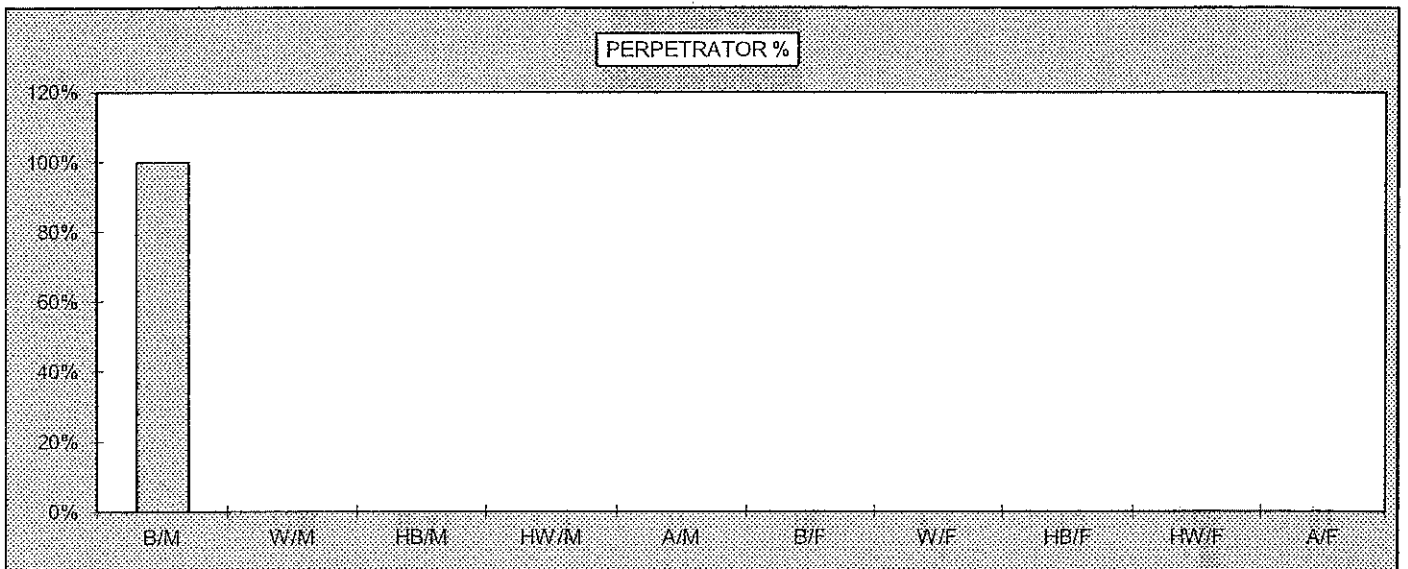
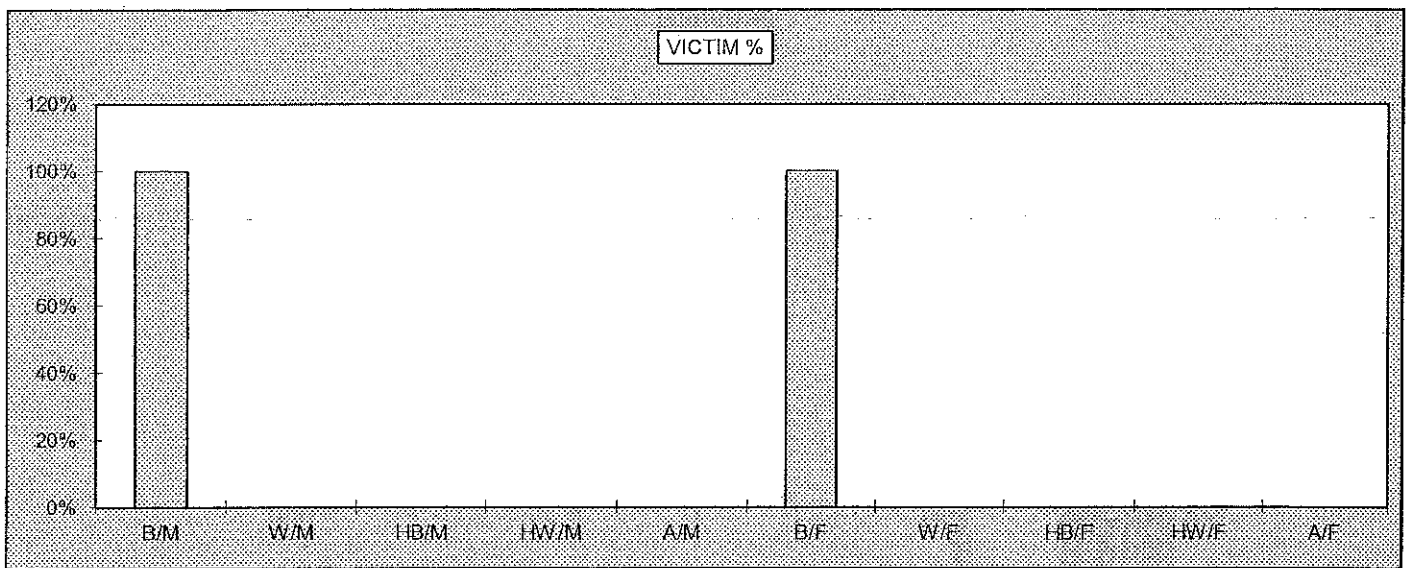
CRIME AREA COMPARISON

**SUPPORT SERVICES DIVISION
Information Services Section**

**JUNE 2012
JUNE 2011**

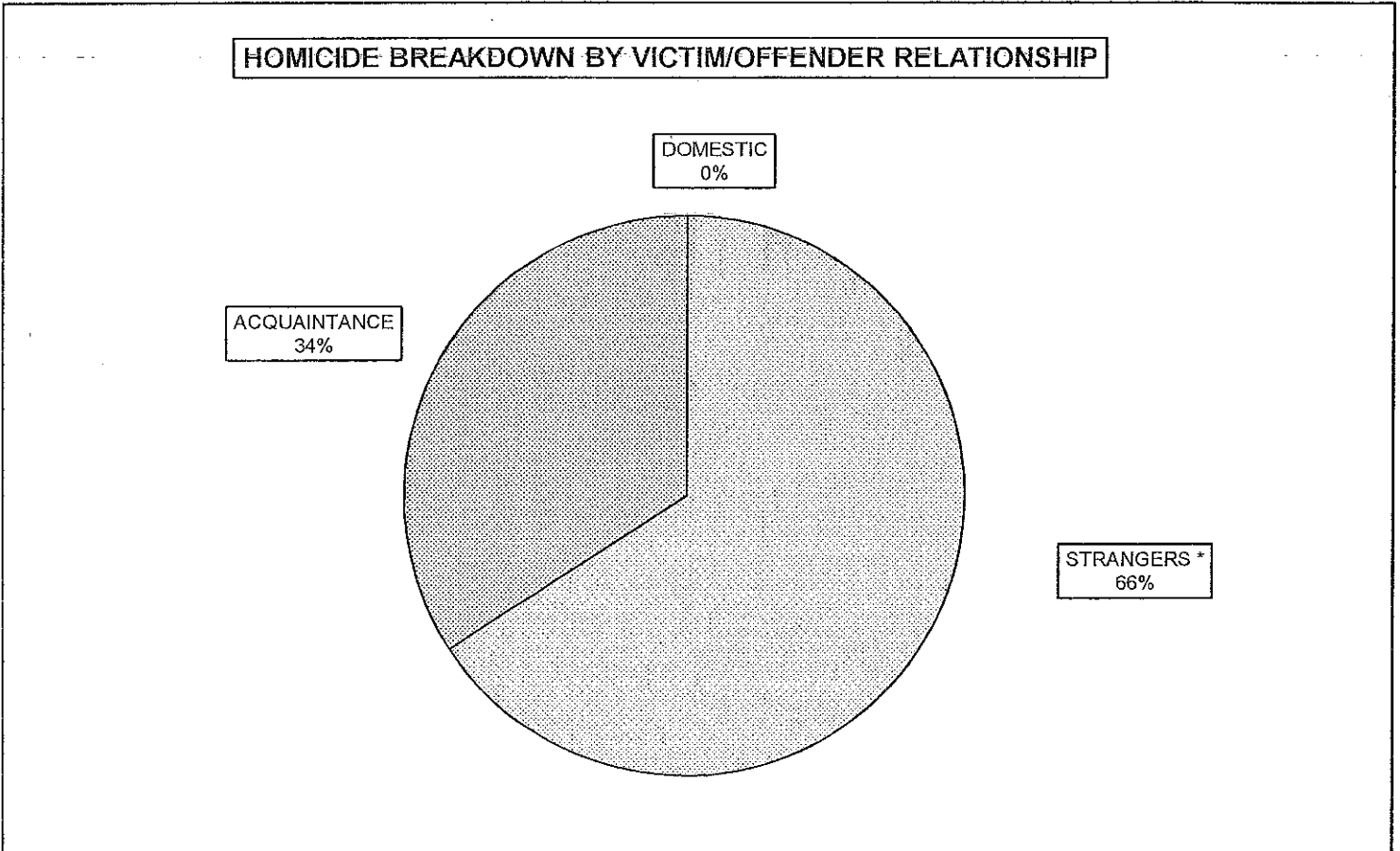
**2012
JUNE HOMICIDE COMPARISON
BY RACE, SEX, AND ETHNIC ORIGIN**

	VICTIM	PERPETRATOR		VICTIM %	PERPETRATOR %
B/M	8	5	B/M	100%	100%
W/M	0	0	W/M	0%	0%
HB/M	0	0	HB/M	0%	0%
HW/M	0	0	HW/M	0%	0%
A/M	0	0	A/M	0%	0%
TOTAL MALES	8	5			
B/F	1	0	B/F	100%	0%
W/F	0	0	W/F	0%	0%
HB/F	0	0	HB/F	0%	0%
HW/F	0	0	HW/F	0%	0%
A/F	0	0	A/F	0%	0%
TOTAL FEMALES	1	0			
TOTAL	9	5	PERPETRATOR UNKNOWN FOR 4 HOMICIDES		



**2012
HOMICIDE BREAKDOWN
YEAR TO DATE**

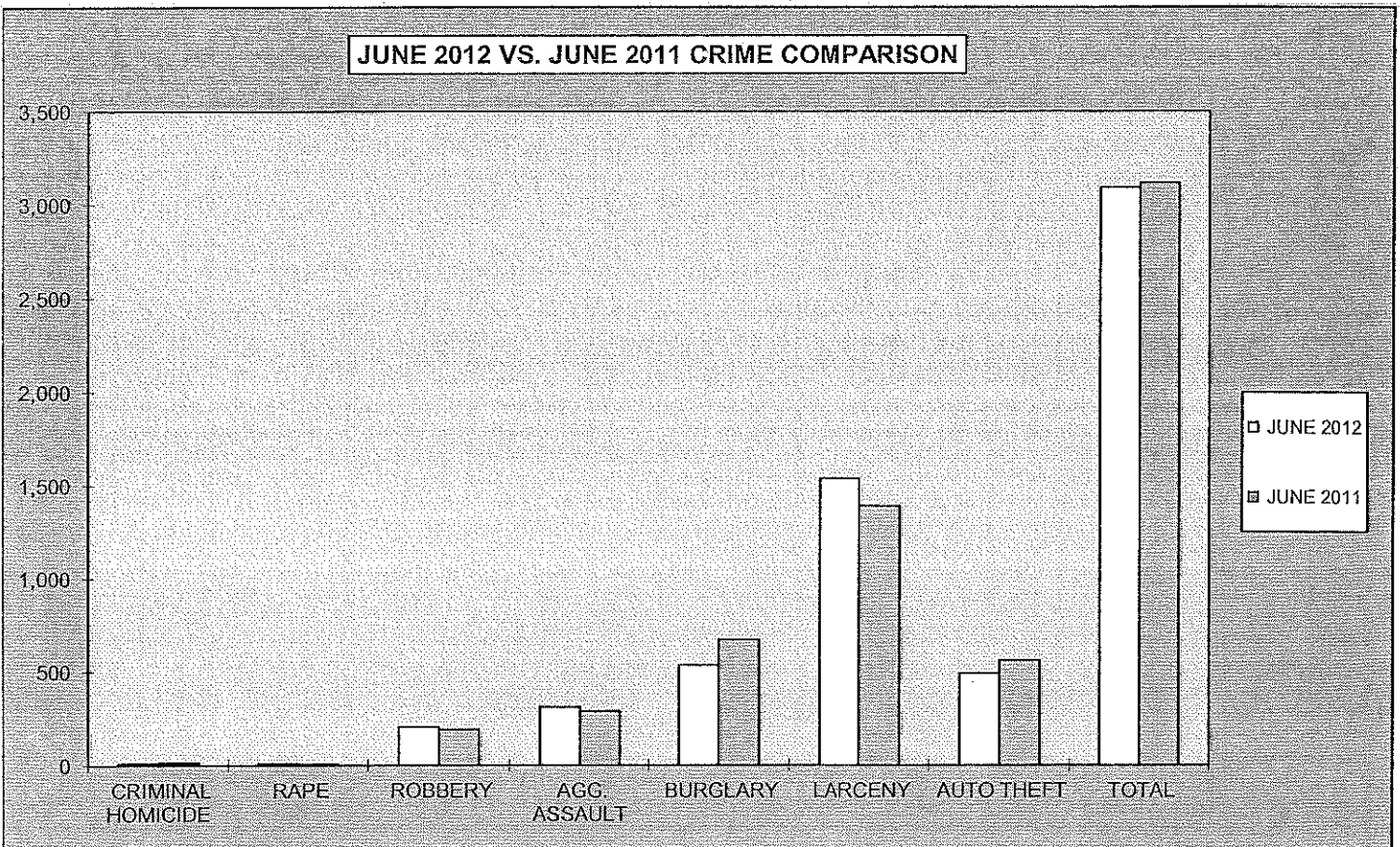
JUNE							
MONTH	ACTUAL	DOMESTIC	%	STRANGERS *	%	ACQUAINTANCE	%
JANUARY	4	0	0%	3	75%	1	25%
FEBRUARY	5	0	0%	4	80%	1	20%
MARCH	10	0	0%	7	70%	3	30%
APRIL	5	0	0%	5	100%	0	0%
MAY	5	0	0%	2	40%	3	60%
JUNE	9	0	0%	4	44%	5	56%
JULY							
AUGUST							
SEPTEMBER							
OCTOBER							
NOVEMBER							
DECEMBER							
TOTAL	38	0	0%	25	66%	13	34%



* UNKNOWN INCLUDED IN WITH STRANGERS

**2012
MONTHLY CRIME COMPARISON**

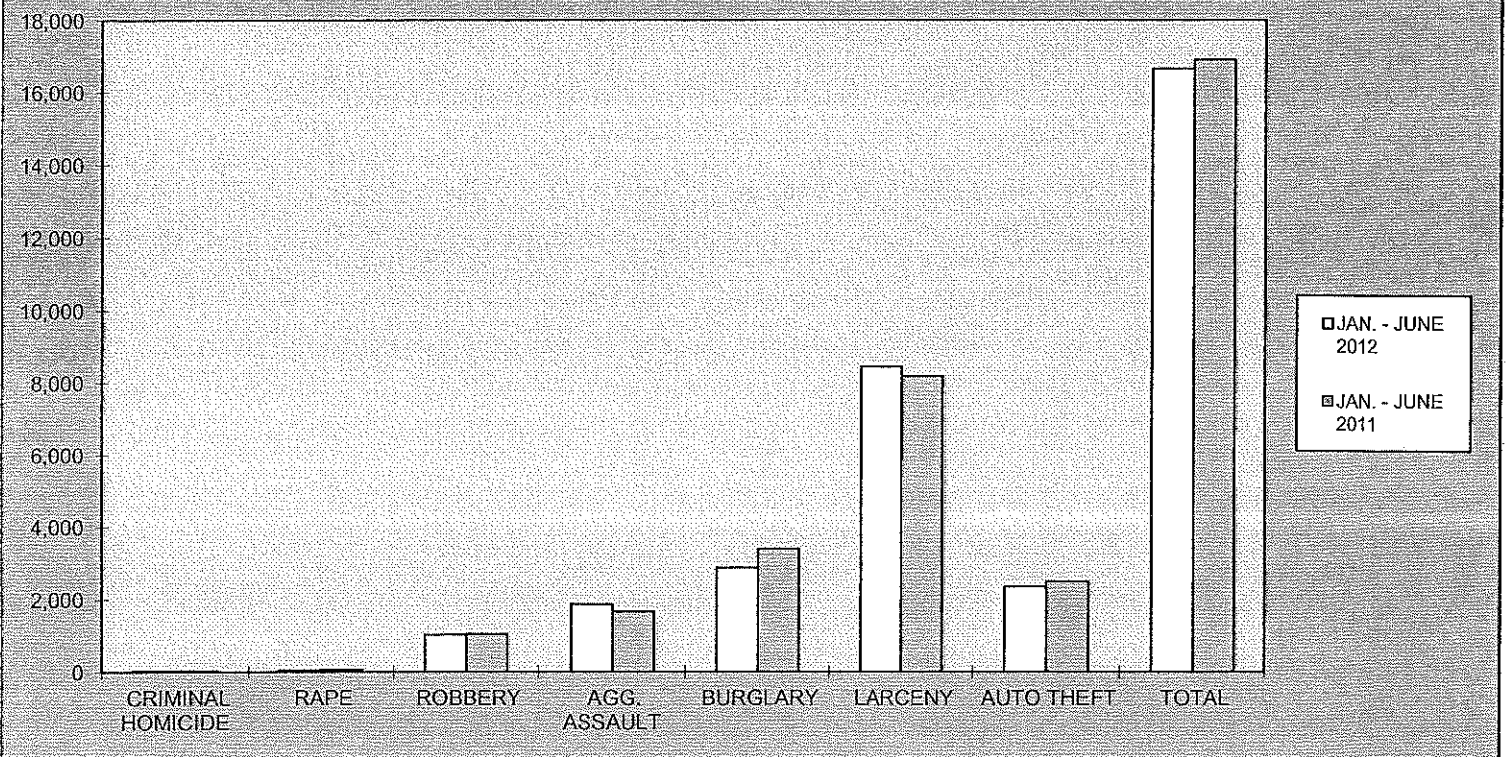
CRIME	JUNE 2012	JUNE 2011	# DIFFERENCE	% DIFFERENCE
CRIMINAL HOMICIDE	9	14	-5	-36%
RAPE	10	6	4	67%
ROBBERY	204	191	13	7%
AGG. ASSAULT	310	288	22	8%
BURGLARY	532	670	-138	-21%
RESIDENCE	442	584	-142	-24%
NON-RESIDENCE	90	86	4	5%
LARCENY	1,538	1,389	149	11%
POCKETPICKING	11	0	11	100%
PURSE SNATCHING	36	33	3	9%
SHOPLIFTING	248	244	4	2%
FROM MOTOR VEHICLES	612	513	99	19%
MOTOR VEH. PARTS/ACCESSORIES	161	137	24	18%
BICYCLES	11	15	-4	-27%
FROM BUILDINGS	212	144	68	47%
FROM COIN OPERATED MACHINES	0	3	-3	-100%
ALL OTHER	247	300	-53	-18%
AUTO THEFT	489	558	-69	-12%
TOTAL	3,092	3,116	-24	-1%



2012
YEAR TO DATE CRIME COMPARISON

FIRST 6 MONTHS				
CRIME	JAN - JUNE 2012	JAN - JUNE 2011	# DIFFERENCE	% DIFFERENCE
CRIMINAL HOMICIDE	38	42	-4	-10%
RAPE	60	70	-10	-14%
ROBBERY	1,024	1,051	-27	-3%
AGG. ASSAULT	1,862	1,663	199	12%
BURGLARY	2,868	3,391	-523	-15%
RESIDENCE	2,447	2,930	-483	-16%
NON-RESIDENCE	421	461	-40	-9%
LARCENY	8,448	8,191	257	3%
POCKETPICKING	48	27	21	78%
PURSE SNATCHING	208	159	49	31%
SHOPLIFTING	1,358	1,326	32	2%
FROM MOTOR VEHICLES	3,365	3,373	-8	0%
MOTOR VEH. PARTS/ACCESSORIES	871	813	58	7%
BICYCLES	72	90	-18	-20%
FROM BUILDINGS	944	931	13	1%
FROM COIN OPERATED MACHINES	5	6	-1	-17%
ALL OTHER	1,577	1,466	111	8%
AUTO THEFT	2,354	2,499	-145	-6%
TOTAL	16,654	16,907	-253	-2%

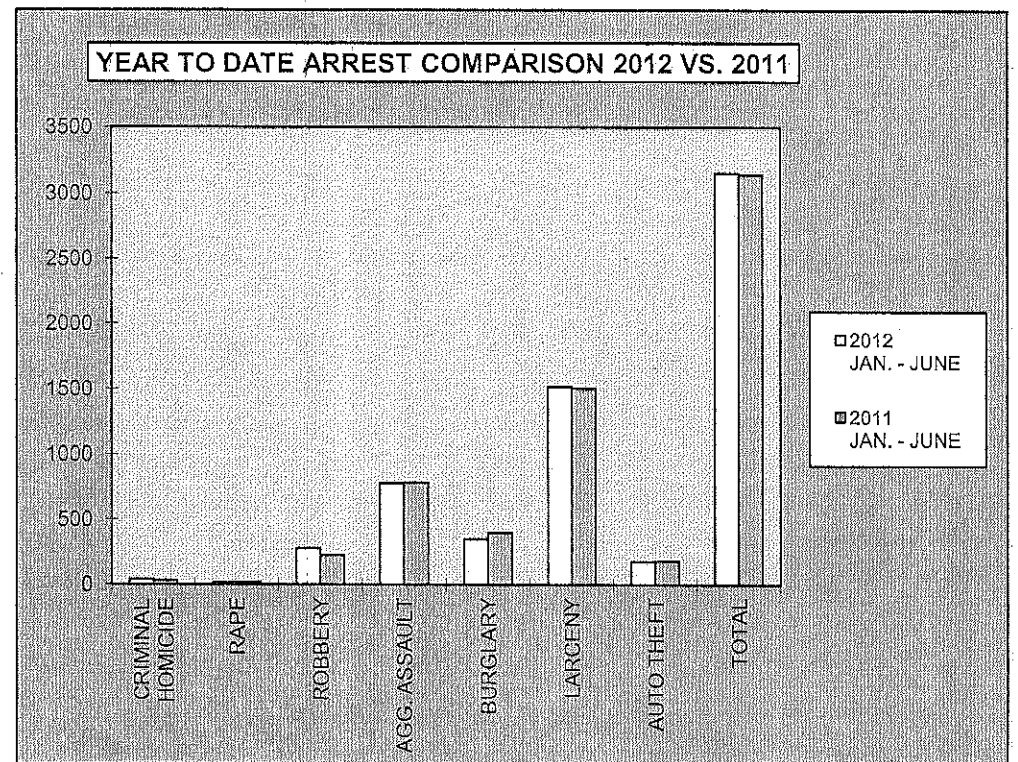
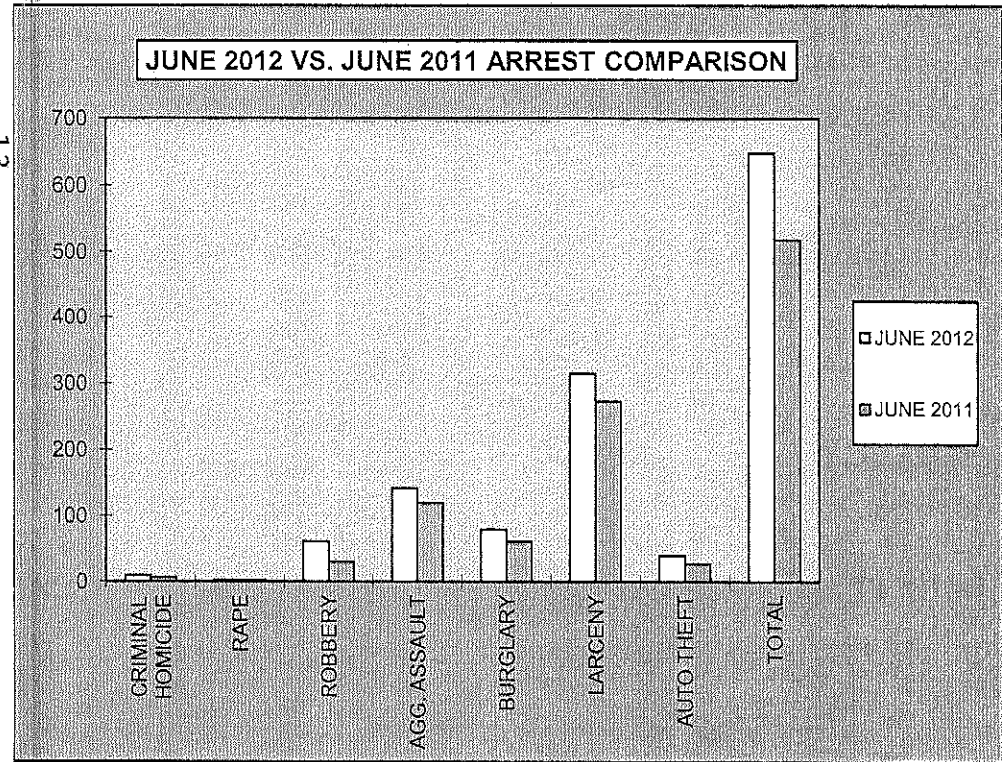
YEAR TO DATE CRIME COMPARISON



**2012
ARREST COMPARISON**

JUNE ARREST COMPARISON				
CRIME	JUNE 2012	JUNE 2011	# DIFFERENCE	% DIFFERENCE
CRIMINAL HOMICIDE	9	6	3	50%
RAPE	2	2	0	0%
ROBBERY	61	30	31	103%
AGG. ASSAULT	142	119	23	19%
BURGLARY	79	61	18	30%
LARCENY	315	273	42	15%
AUTO THEFT	40	27	13	48%
TOTAL	648	518	130	25%

FIRST 6 MONTHS ARREST COMPARISON				
CRIME	2012 JAN. - JUNE	2011 JAN. - JUNE	# DIFFERENCE	% DIFFERENCE
CRIMINAL HOMICIDE	37	31	6	19%
RAPE	16	19	-3	-16%
ROBBERY	280	226	54	24%
AGG. ASSAULT	780	781	-1	0%
BURGLARY	349	397	-48	-12%
LARCENY	1,513	1,505	8	1%
AUTO THEFT	174	179	-5	-3%
TOTAL	3,149	3,138	11	0%

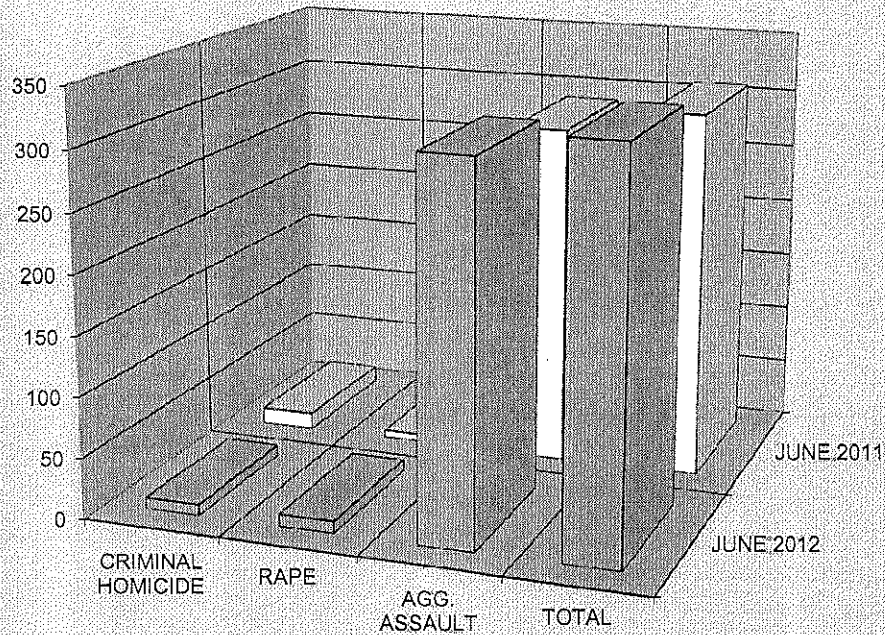


**2012
CRIME COMPARISON
CRIMES AGAINST PERSONS**

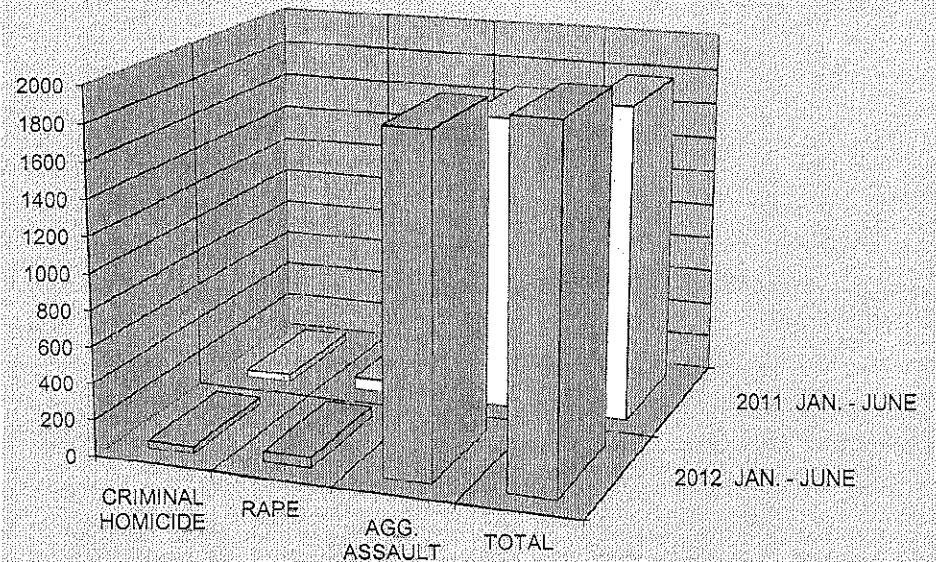
JUNE				
CRIME	JUNE 2012	JUNE 2011	# DIFFERENCE	% DIFFERENCE
CRIMINAL HOMICIDE	9	14	-5	-36%
RAPE	10	6	4	67%
AGG. ASSAULT	310	288	22	8%
TOTAL	329	308	21	7%

FIRST 6 MONTHS				
CRIME	2012 JAN. - JUNE	2011 JAN. - JUNE	# DIFFERENCE	% DIFFERENCE
CRIMINAL HOMICIDE	38	42	-4	-10%
RAPE	60	70	-10	-14%
AGG. ASSAULT	1,862	1,663	199	12%
TOTAL	1,960	1,775	185	10%

JUNE CRIMES AGAINST PERSONS



YEAR TO DATE CRIMES AGAINST PERSONS

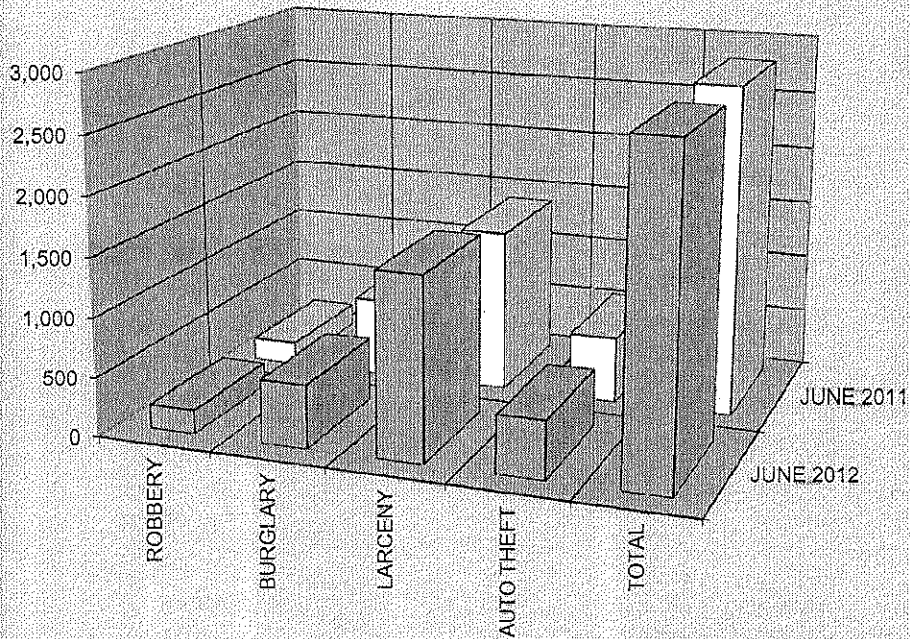


**2012
CRIME COMPARISON
CRIMES AGAINST PROPERTY**

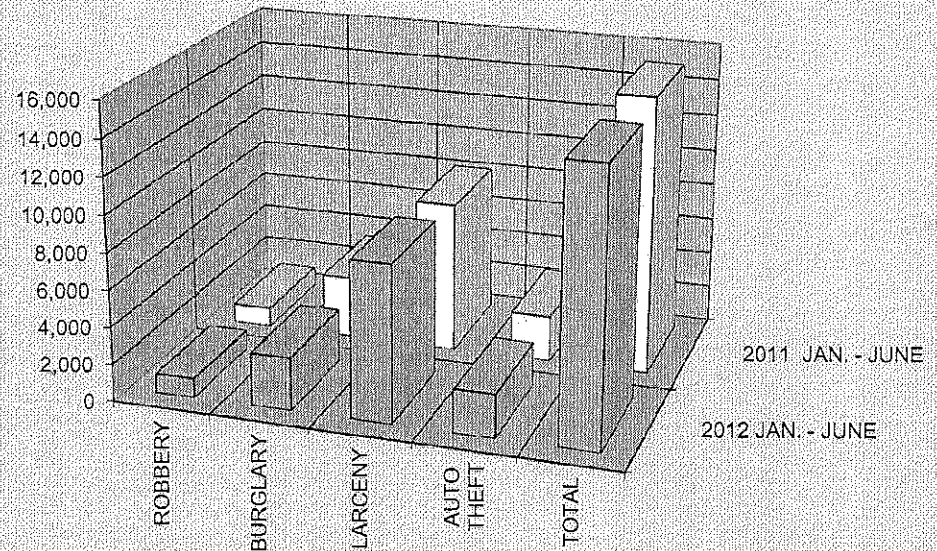
JUNE				
CRIME	JUNE 2012	JUNE 2011	# DIFFERENCE	% DIFFERENCE
ROBBERY	204	191	13	7%
BURGLARY	532	670	-138	-21%
LARCENY	1,538	1,389	149	11%
AUTO THEFT	489	558	-69	-12%
TOTAL	2,763	2,808	-45	-2%

FIRST 6 MONTHS				
CRIME	2012 JAN. - JUNE	2011 JAN. - JUNE	# DIFFERENCE	% DIFFERENCE
ROBBERY	1,024	1,051	-27	-3%
BURGLARY	2,868	3,391	-523	-15%
LARCENY	8,448	8,191	257	3%
AUTO THEFT	2,354	2,499	-145	-6%
TOTAL	14,694	15,132	-438	-3%

JUNE CRIMES AGAINST PROPERTY



YEAR TO DATE CRIMES AGAINST PROPERTY

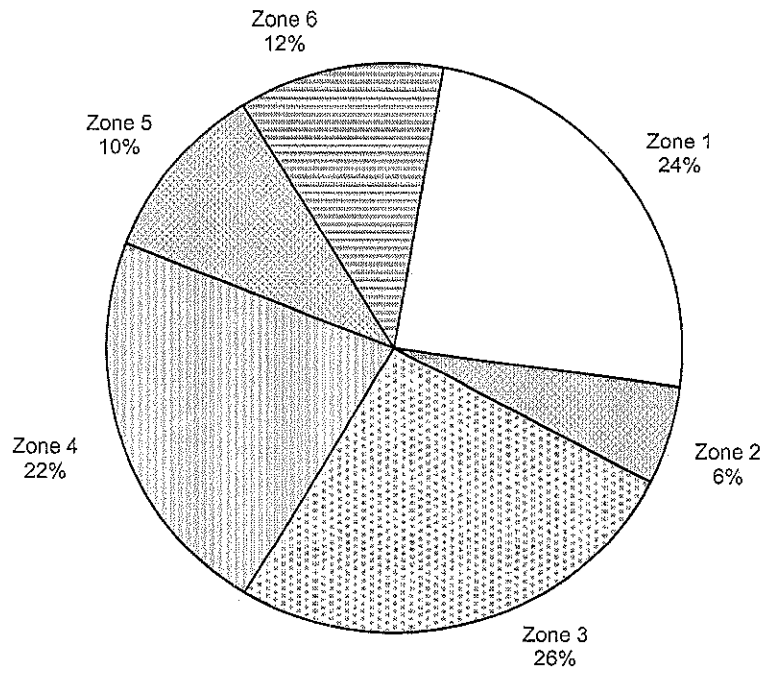


2012
**AREA BREAKDOWN
 CRIMES AGAINST PERSONS AND PROPERTY**

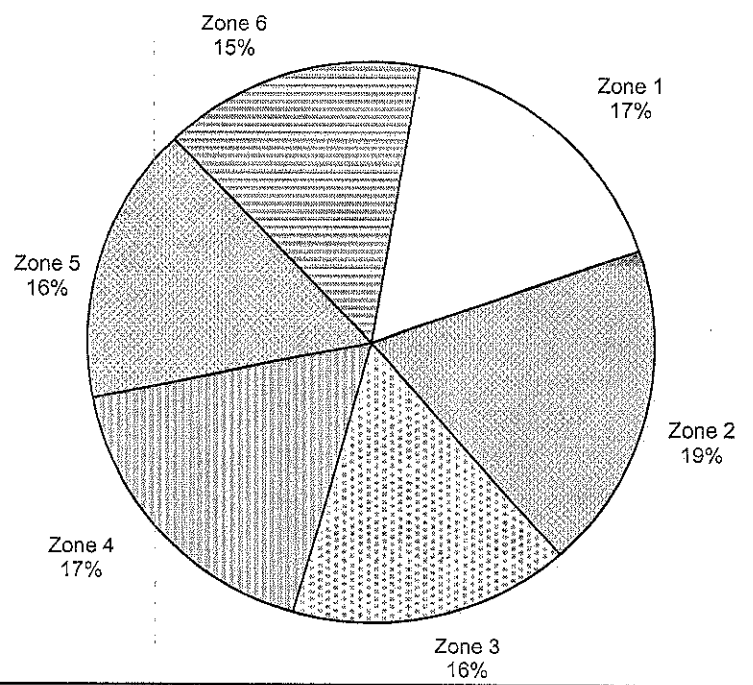
JUNE 2012 CRIMES AGAINST PERSONS BY ZONE						
CRIME	Zone 1	Zone 2	Zone 3	Zone 4	Zone 5	Zone 6
CRIMINAL HOMICIDE	3	0	4	2	0	0
RAPE	0	1	3	0	2	4
AGG. ASSAULT	77	17	79	71	32	34
TOTAL CRIMES AGAINST PERSONS	80	18	86	73	34	38

JUNE 2012 CRIMES AGAINST PROPERTY BY ZONE						
CRIME	Zone 1	Zone 2	Zone 3	Zone 4	Zone 5	Zone 6
ROBBERY	45	16	39	39	36	29
BURGLARY	133	82	127	117	18	55
LARCENY	173	363	168	235	334	265
AUTO THEFT	117	56	109	90	53	64
TOTAL CRIMES AGAINST PROPERTY	468	517	443	481	441	413

JUNE 2012 CRIMES AGAINST PERSONS




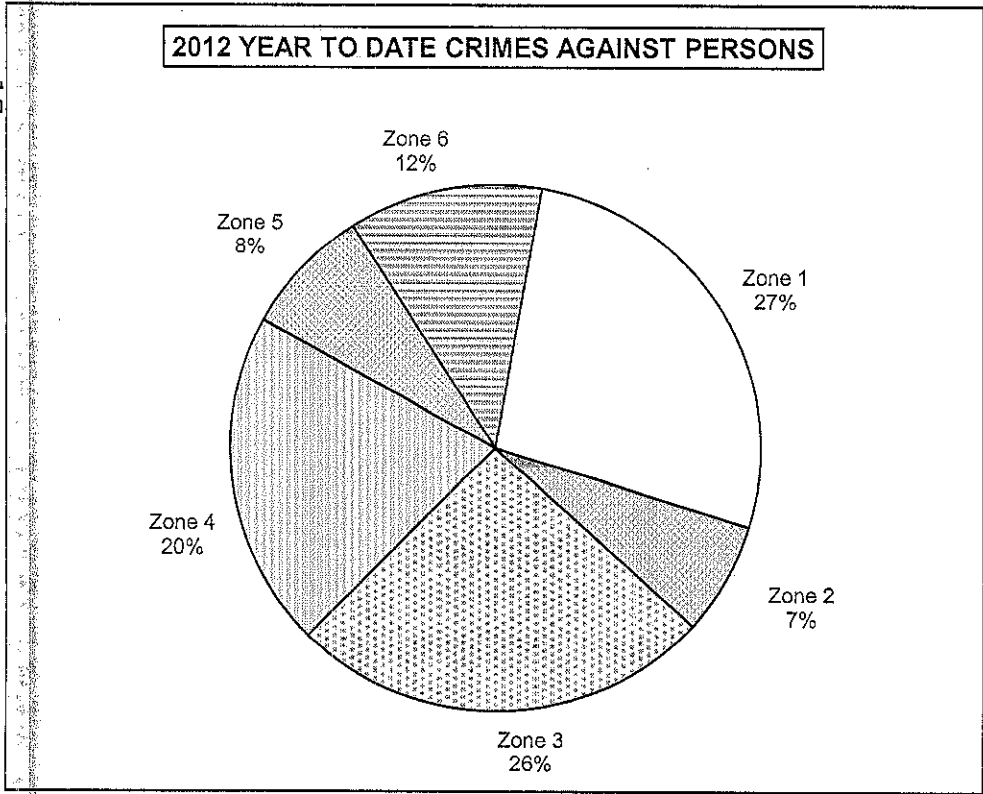
JUNE 2012 CRIMES AGAINST PROPERTY



2012
YEAR TO DATE AREA BREAKDOWN
CRIMES AGAINST PERSONS AND PROPERTY

FIRST 6 MONTHS 2012 CRIMES AGAINST PERSONS BY ZONE						
CRIME	Zone 1	Zone 2	Zone 3	Zone 4	Zone 5	Zone 6
CRIMINAL HOMICIDE	15	0	13	8	0	2
RAPE	13	6	12	13	3	13
AGG. ASSAULT	502	128	482	381	152	217
TOTAL CRIMES AGAINST PERSONS	530	134	507	402	155	232

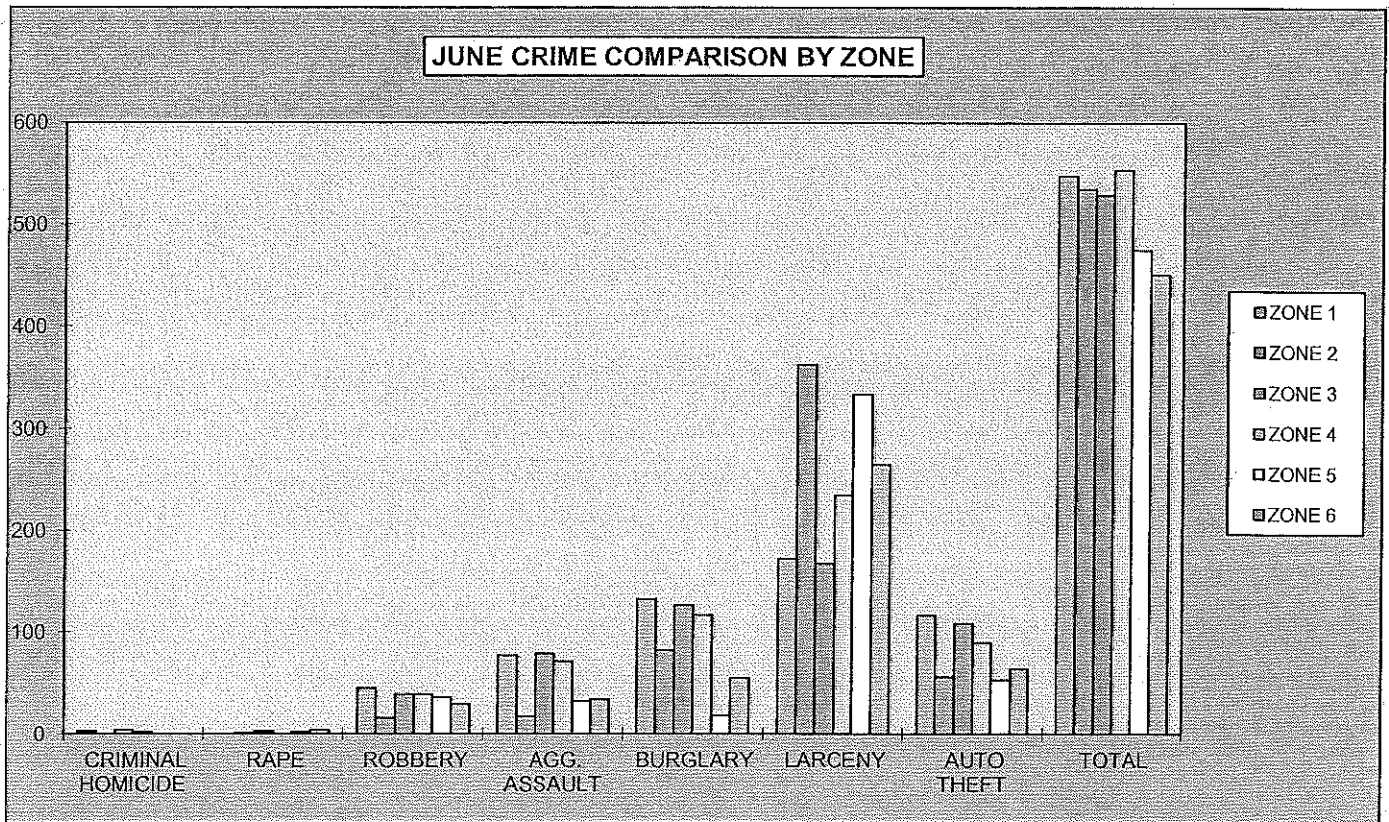
FIRST 6 MONTHS 2012 CRIMES AGAINST PROPERTY BY ZONE						
CRIME	Zone 1	Zone 2	Zone 3	Zone 4	Zone 5	Zone 6
ROBBERY	219	84	212	209	158	142
BURGLARY	663	377	723	706	97	302
LARCENY	945	1,910	903	1,171	1,966	1,553
AUTO THEFT	469	258	524	458	259	386
TOTAL CRIMES AGAINST PROPERTY	2,296	2,629	2,362	2,544	2,480	2,383



-17-

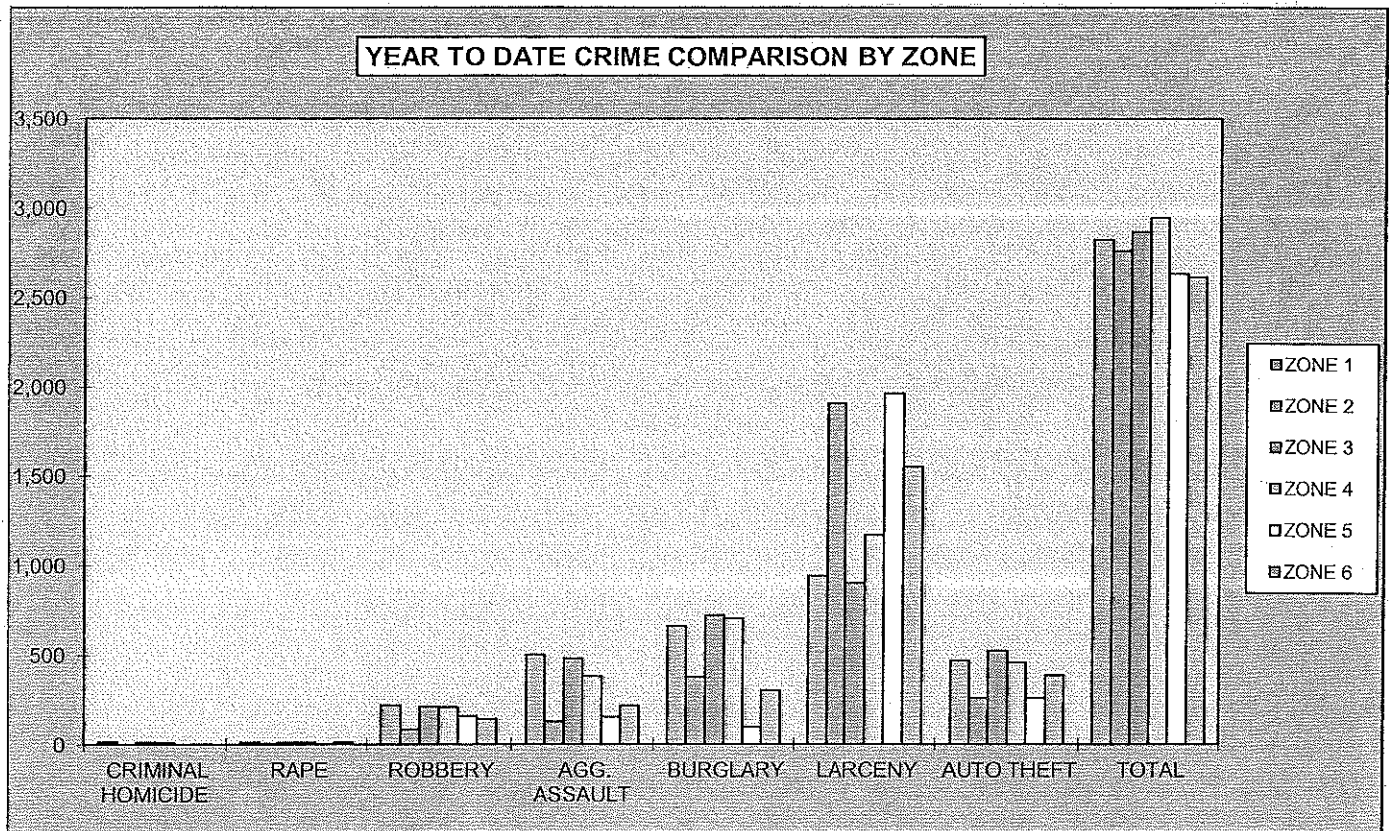
2012
AREA BREAKDOWN

JUNE CRIME COMPARISON BY ZONE						
CRIME	ZONE 1	ZONE 2	ZONE 3	ZONE 4	ZONE 5	ZONE 6
CRIMINAL HOMICIDE	3	0	4	2	0	0
RAPE	0	1	3	0	2	4
ROBBERY	45	16	39	39	36	29
AGG. ASSAULT	77	17	79	71	32	34
BURGLARY	133	82	127	117	18	55
RESIDENCE	125	53	109	98	14	43
NON-RESIDENCE	8	29	18	19	4	12
LARCENY	173	363	168	235	334	265
POCKETPICKING	0	2	0	2	6	1
PURSE SNATCHING	4	3	7	3	10	9
SHOPLIFTING	11	74	19	55	37	52
FROM MOTOR VEHICLES	63	162	41	62	165	119
MOTOR VEH. PARTS/ACCESSORIES	21	38	26	21	31	24
BICYCLES	1	1	1	2	1	5
FROM BUILDINGS	28	41	28	28	59	28
FROM COIN OPERATED MACHINES	0	0	0	0	0	0
ALL OTHER	45	42	46	62	25	27
AUTO THEFT	117	56	109	90	53	64
TOTAL	548	535	529	554	475	451



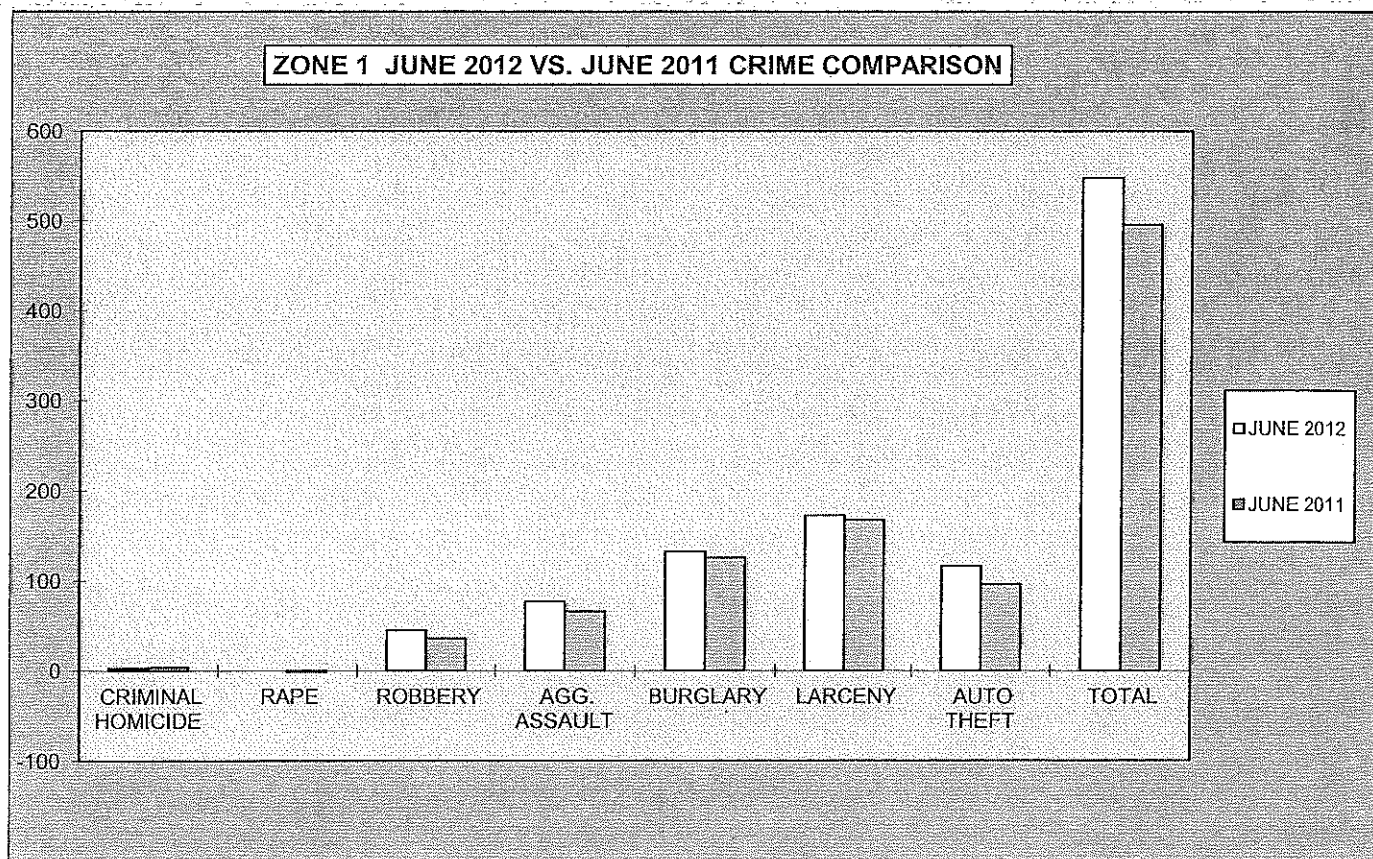
**2012
YEAR TO DATE AREA BREAKDOWN**

FIRST 6 MONTHS CRIME COMPARISON BY ZONE						
CRIME	ZONE 1	ZONE 2	ZONE 3	ZONE 4	ZONE 5	ZONE 6
CRIMINAL HOMICIDE	15	0	13	8	0	2
RAPE	13	6	12	13	3	13
ROBBERY	219	84	212	209	158	142
AGG. ASSAULT	502	128	482	381	152	217
BURGLARY	663	377	723	706	97	302
RESIDENCE	598	282	634	644	48	241
NON-RESIDENCE	65	95	89	62	49	61
LARCENY	945	1,910	903	1,171	1,966	1,553
POCKETPICKING	1	17	4	6	17	3
PURSE SNATCHING	24	31	32	25	44	52
SHOPLIFTING	74	416	112	258	213	285
FROM MOTOR VEHICLES	292	819	247	276	982	749
MOTOR VEH. PARTS/ACCESSORIES	127	178	107	101	222	136
BICYCLES	6	10	5	11	16	24
FROM BUILDINGS	120	187	118	131	276	112
FROM COIN OPERATED MACHINES	0	0	0	3	2	0
ALL OTHER	301	252	278	360	194	192
AUTO-THEFT	469	258	524	458	259	386
TOTAL	2,826	2,763	2,869	2,946	2,635	2,615



2012
MONTHLY CRIME COMPARISON

ZONE 1					
CRIME	JUNE 2012	JUNE 2011	# DIFFERENCE	% DIFFERENCE	
CRIMINAL HOMICIDE	3	4	-1	-25%	
RAPE	0	-1	1	100%	
ROBBERY	45	36	9	25%	
AGG. ASSAULT	77	66	11	17%	
BURGLARY	133	126	7	6%	
RESIDENCE	125	117	8	7%	
NON-RESIDENCE	8	9	-1	-11%	
LARCENY	173	168	5	3%	
POCKETPICKING	0	0	0	0%	
PURSE SNATCHING	4	1	3	300%	
SHOPLIFTING	11	10	1	10%	
FROM MOTOR VEHICLES	63	63	0	0%	
MOTOR VEH. PARTS/ACCESSORIES	21	15	6	40%	
BICYCLES	1	1	0	0%	
FROM BUILDINGS	28	20	8	40%	
FROM COIN OPERATED MACHINES	0	1	-1	-100%	
ALL OTHER	45	57	-12	-21%	
AUTO THEFT	117	97	20	21%	
TOTAL	548	496	52	10%	



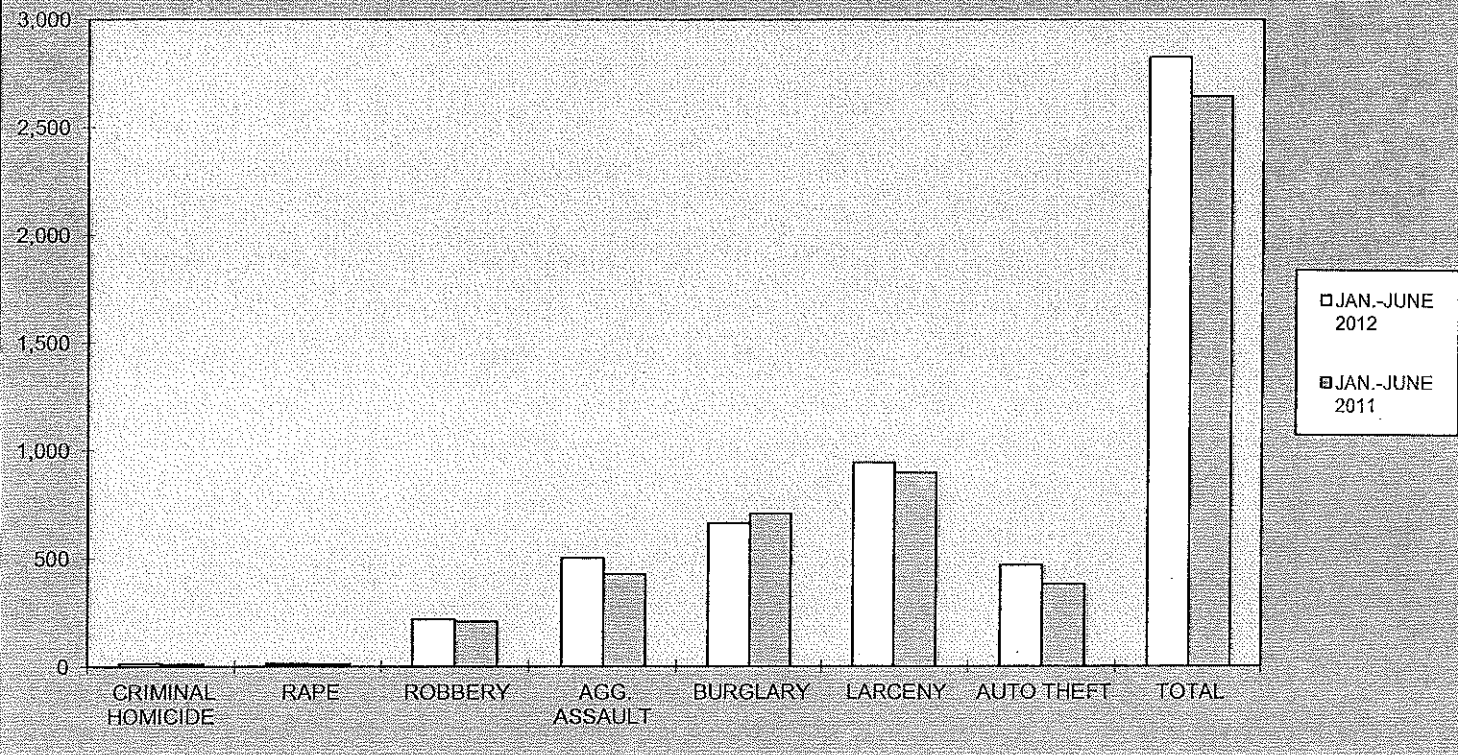
* 2011 FIGURES BASED ON OLD ZONE BOUNDARIES - NEW ZONE BOUNDARIES EFFECTIVE 12-13-11

**2012
YEAR TO DATE CRIME COMPARISON**

ZONE 1

CRIME	JAN.-JUNE 2012	JAN.-JUNE 2011	# DIFFERENCE	% DIFFERENCE
CRIMINAL HOMICIDE	15	10	5	50%
RAPE	13	12	1	8%
ROBBERY	219	209	10	5%
AGG. ASSAULT	502	426	76	18%
BURGLARY	663	707	-44	-6%
RESIDENCE	598	646	-48	-7%
NON-RESIDENCE	65	61	4	7%
LARCENY	945	898	47	5%
POCKETPICKING	1	3	-2	-67%
PURSE SNATCHING	24	10	14	140%
SHOPLIFTING	74	67	7	10%
FROM MOTOR VEHICLES	292	315	-23	-7%
MOTOR VEH. PARTS/ACCESSORIES	127	102	25	25%
BICYCLES	6	6	0	0%
FROM BUILDINGS	120	119	1	1%
FROM COIN OPERATED MACHINES	0	1	-1	-100%
ALL OTHER	301	275	26	9%
AUTO THEFT	469	382	87	23%
TOTAL	2,826	2,644	182	7%

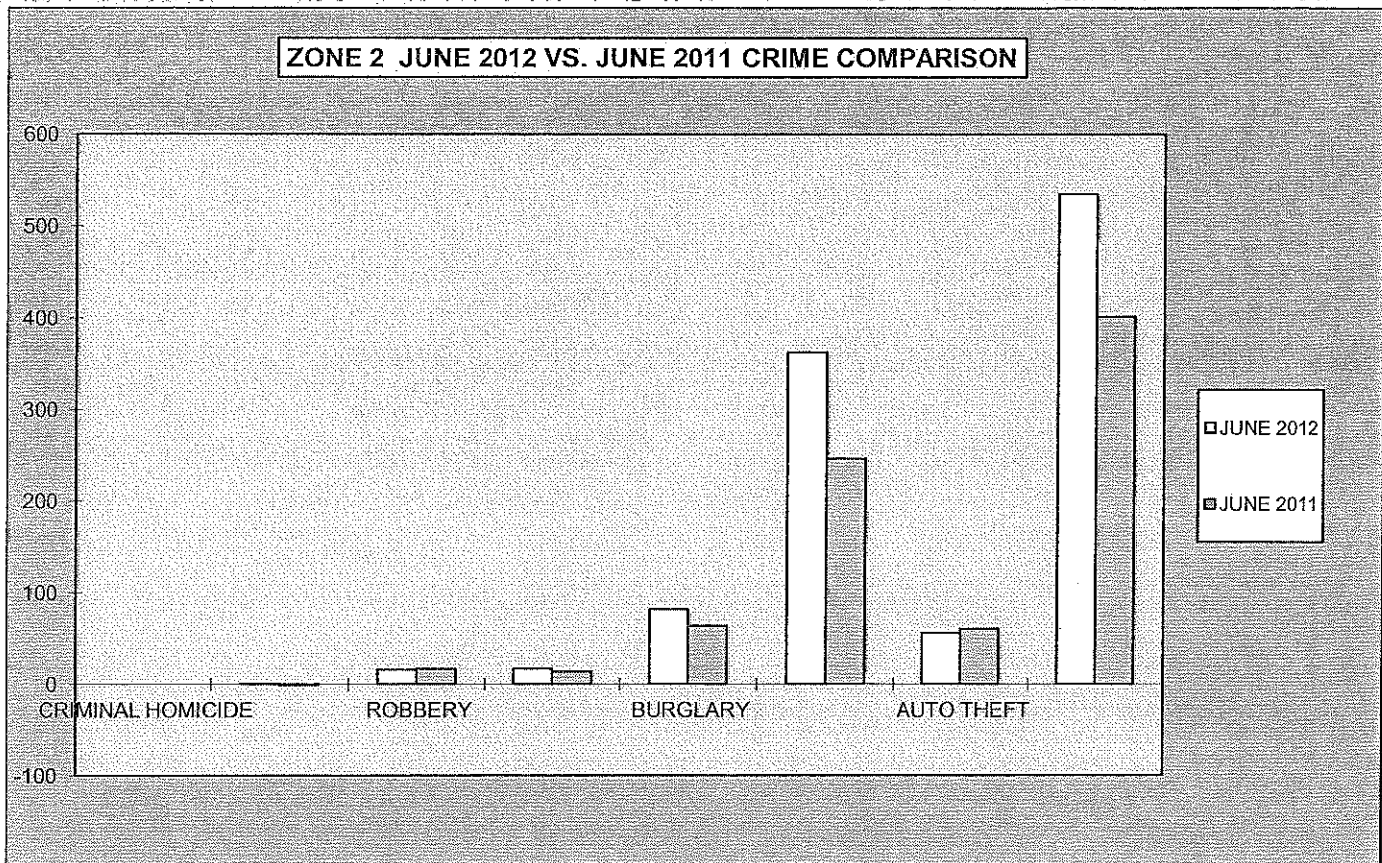
ZONE 1 YEAR TO DATE CRIME COMPARISON



* 2011 FIGURES BASED ON OLD ZONE BOUNDARIES - NEW ZONE BOUNDARIES EFFECTIVE 12-13-11

2012
MONTHLY CRIME COMPARISON

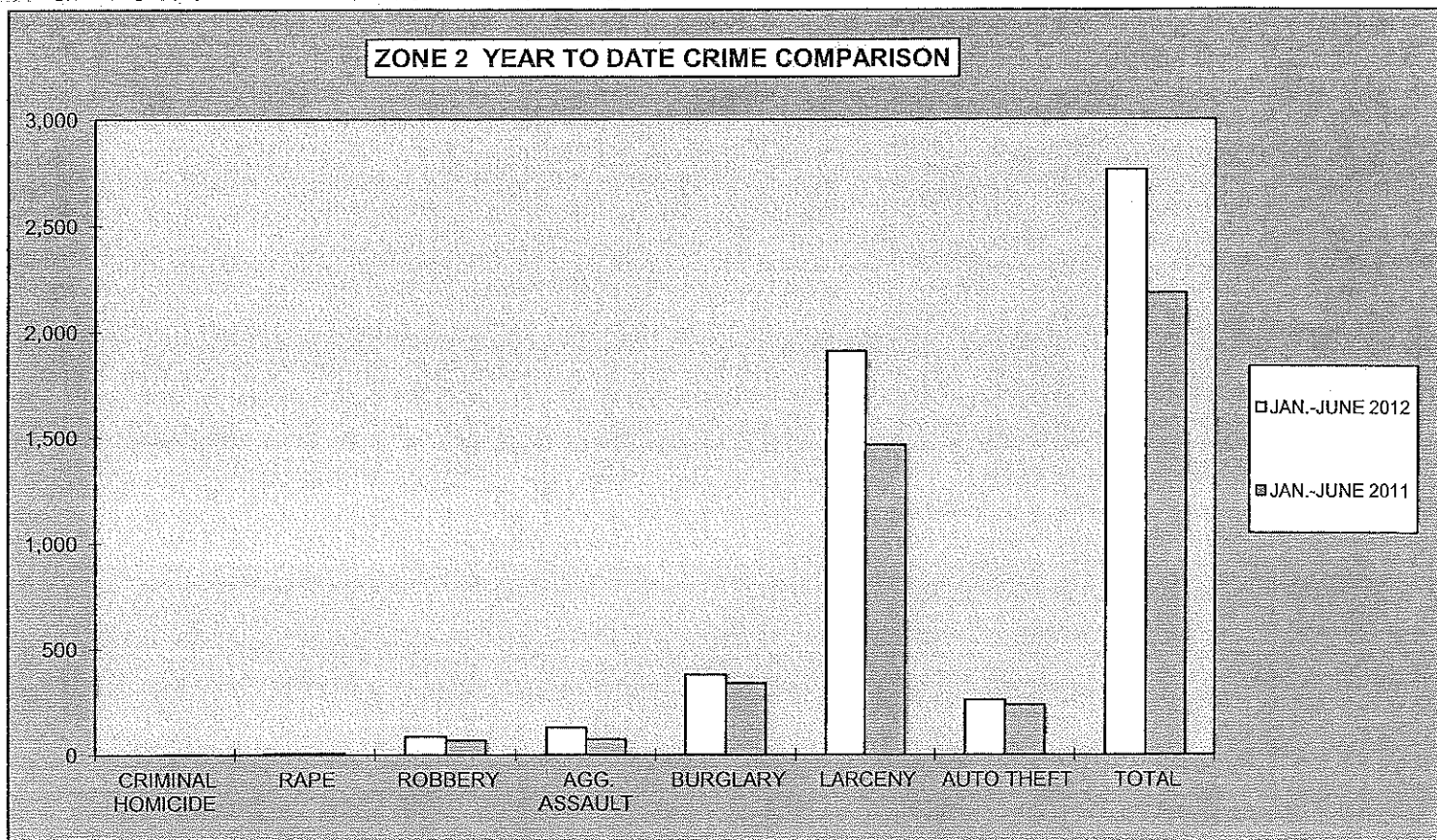
ZONE 2				
CRIME	JUNE 2012	JUNE 2011	# DIFFERENCE	% DIFFERENCE
CRIMINAL HOMICIDE	0	0	0	0%
RAPE	1	-1	2	200%
ROBBERY	16	17	-1	-6%
AGG. ASSAULT	17	14	3	21%
BURGLARY	82	64	18	28%
RESIDENCE	53	55	-2	-4%
NON-RESIDENCE	29	9	20	222%
LARCENY	363	247	116	47%
POCKETPICKING	2	0	2	100%
PURSE SNATCHING	3	0	3	100%
SHOPLIFTING	74	67	7	10%
FROM MOTOR VEHICLES	162	102	60	59%
MOTOR VEH. PARTS/ACCESSORIES	38	14	24	171%
BICYCLES	1	4	-3	-75%
FROM BUILDINGS	41	30	11	37%
FROM COIN OPERATED MACHINES	0	0	0	0%
ALL OTHER	42	30	12	40%
AUTO THEFT	56	61	-5	-8%
TOTAL	535	402	133	33%



* 2011 FIGURES BASED ON OLD ZONE BOUNDARIES - NEW ZONE BOUNDARIES EFFECTIVE 12-13-11

**2012
YEAR TO DATE CRIME COMPARISON**

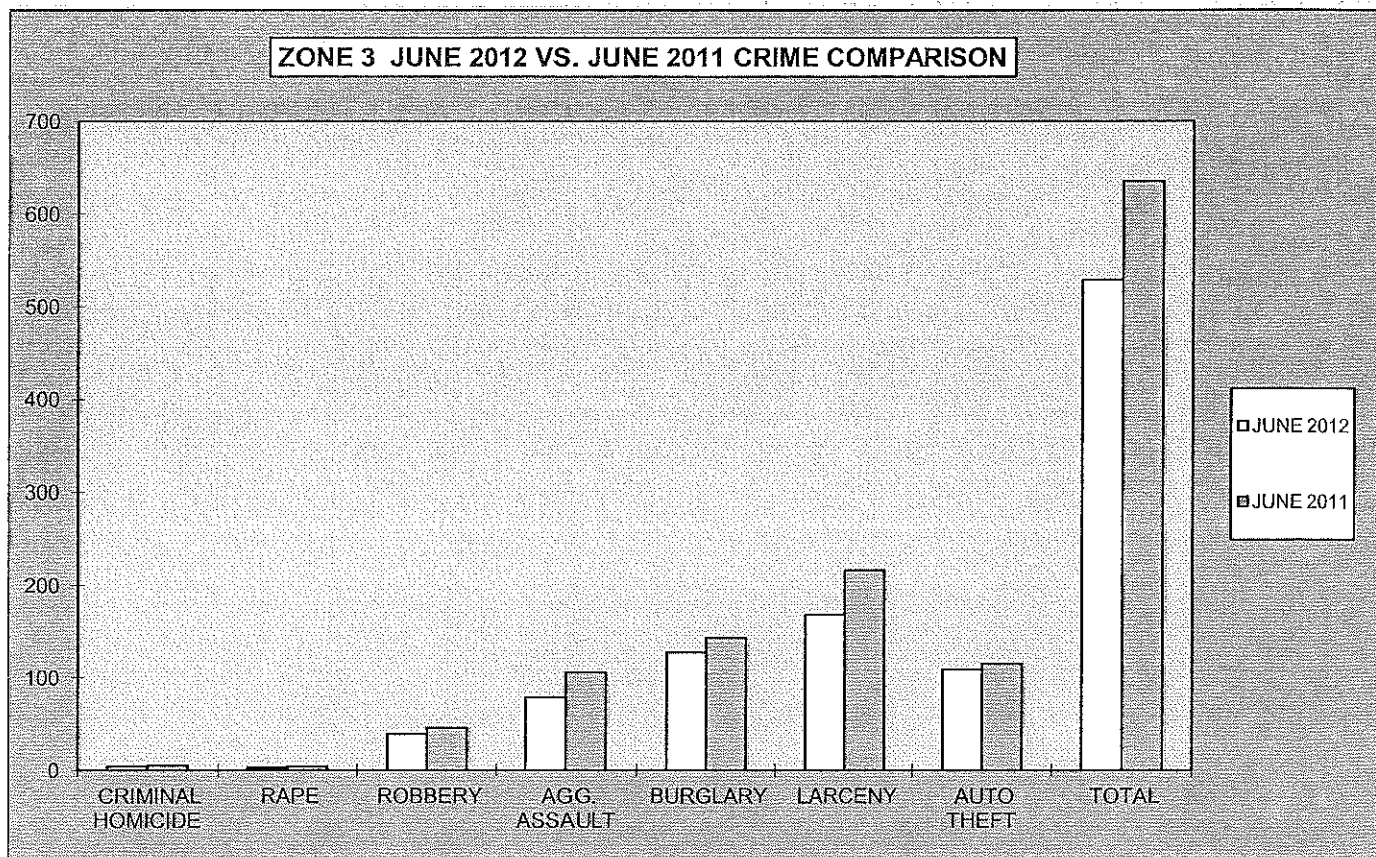
ZONE 2					
CRIME	JAN.-JUNE 2012	JAN.-JUNE 2011	# DIFFERENCE	% DIFFERENCE	
CRIMINAL HOMICIDE	0	1	-1	-100%	
RAPE	6	6	0	0%	
ROBBERY	84	67	17	25%	
AGG. ASSAULT	128	73	55	75%	
BURGLARY	377	338	39	12%	
RESIDENCE	282	273	9	3%	
NON-RESIDENCE	95	65	30	46%	
LARCENY	1,910	1,465	445	30%	
POCKETPICKING	17	2	15	750%	
PURSE SNATCHING	31	5	26	520%	
SHOPLIFTING	416	465	-49	-11%	
FROM MOTOR VEHICLES	819	524	295	56%	
MOTOR VEH. PARTS/ACCESSORIES	178	103	75	73%	
BICYCLES	10	8	2	25%	
FROM BUILDINGS	187	187	0	0%	
FROM COIN OPERATED MACHINES	0	0	0	0%	
ALL OTHER	252	171	81	47%	
AUTO THEFT	258	235	23	10%	
TOTAL	2,763	2,185	578	26%	



* 2011 FIGURES BASED ON OLD ZONE BOUNDARIES - NEW ZONE BOUNDARIES EFFECTIVE 12-13-11

**2012
MONTHLY CRIME COMPARISON**

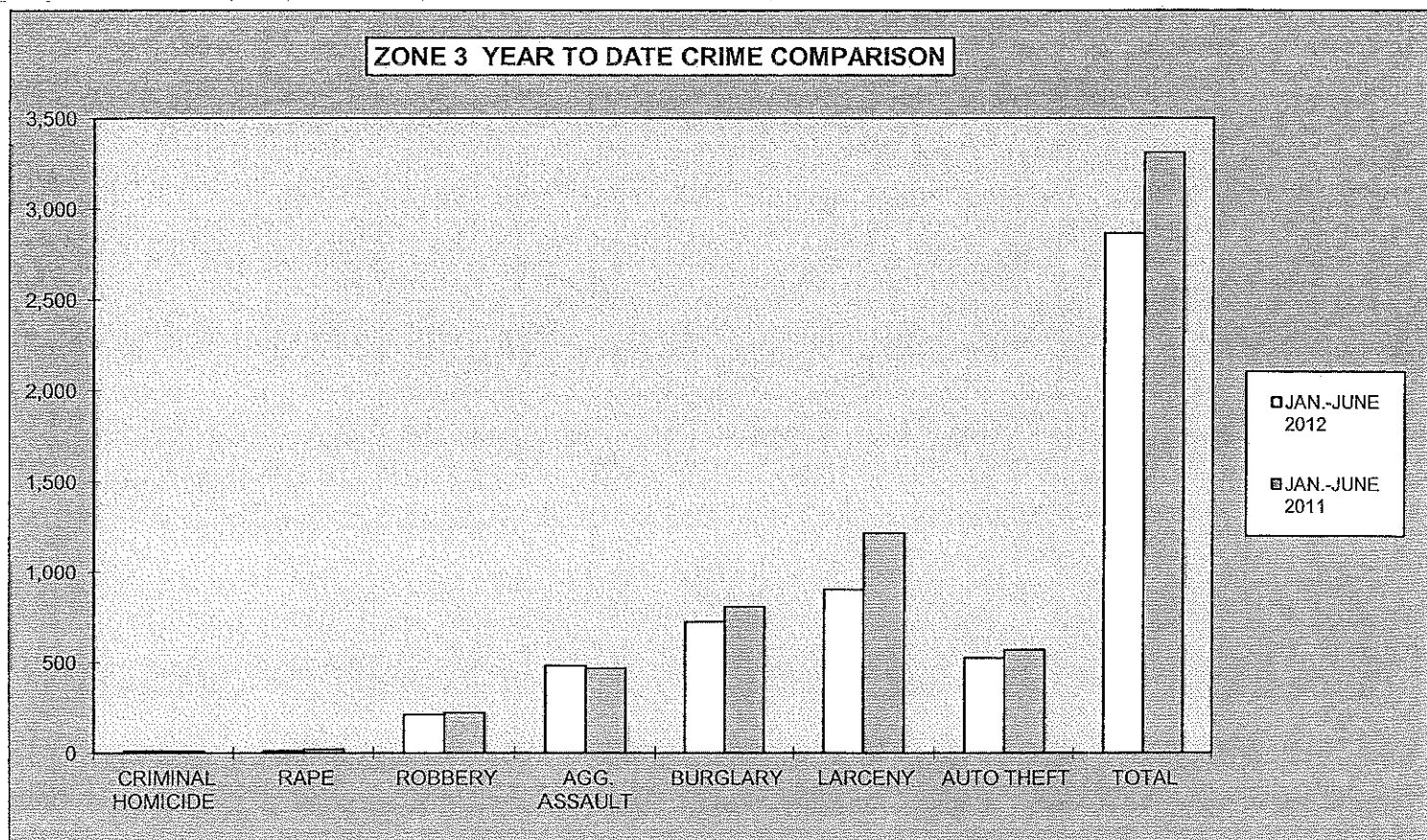
ZONE 3				
CRIME	JUNE 2012	JUNE 2011	# DIFFERENCE	% DIFFERENCE
CRIMINAL HOMICIDE	4	5	-1	-20%
RAPE	3	4	-1	-25%
ROBBERY	39	46	-7	-15%
AGG. ASSAULT	79	106	-27	-25%
BURGLARY	127	143	-16	-11%
RESIDENCE	109	126	-17	-13%
NON-RESIDENCE	18	17	1	6%
LARCENY	168	216	-48	-22%
POCKETPICKING	0	0	0	0%
PURSE SNATCHING	7	5	2	40%
SHOPLIFTING	19	26	-7	-27%
FROM MOTOR VEHICLES	41	65	-24	-37%
MOTOR VEH. PARTS/ACCESSORIES	26	30	-4	-13%
BICYCLES	1	1	0	0%
FROM BUILDINGS	28	18	10	56%
FROM COIN OPERATED MACHINES	0	1	-1	-100%
ALL OTHER	46	70	-24	-34%
AUTO THEFT	109	115	-6	-5%
TOTAL	529	635	-106	-17%



* 2011 FIGURES BASED ON OLD ZONE BOUNDARIES - NEW ZONE BOUNDARIES EFFECTIVE 12-13-11

**2012
YEAR TO DATE CRIME COMPARISON**

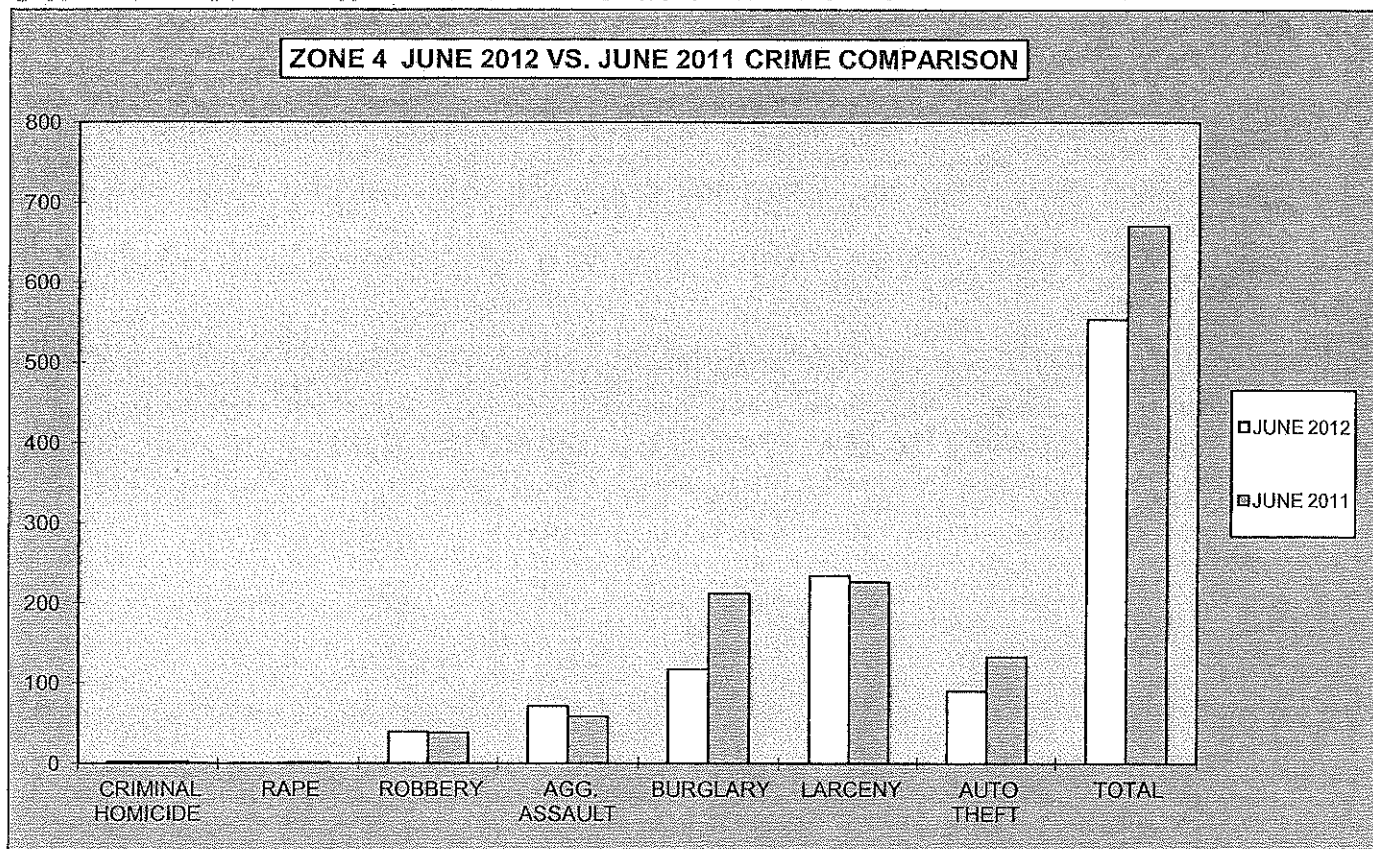
ZONE 3					
CRIME	JAN.-JUNE 2012	JAN.-JUNE 2011	# DIFFERENCE	% DIFFERENCE	
CRIMINAL HOMICIDE	13	11	2	18%	
RAPE	12	21	-9	-43%	
ROBBERY	212	221	-9	-4%	
AGG. ASSAULT	482	466	16	3%	
BURGLARY	723	807	-84	-10%	
RESIDENCE	634	705	-71	-10%	
NON-RESIDENCE	89	102	-13	-13%	
LARCENY	903	1,216	-313	-26%	
POCKETPICKING	4	4	0	0%	
PURSE SNATCHING	32	27	5	19%	
SHOPLIFTING	112	108	4	4%	
FROM MOTOR VEHICLES	247	457	-210	-46%	
MOTOR VEH. PARTS/ACCESSORIES	107	170	-63	-37%	
BICYCLES	5	11	-6	-55%	
FROM BUILDINGS	118	101	17	17%	
FROM COIN OPERATED MACHINES	0	2	-2	-100%	
ALL OTHER	278	336	-58	-17%	
AUTO THEFT	524	569	-45	-8%	
TOTAL	2,869	3,311	-442	-13%	



* 2011 FIGURES BASED ON OLD ZONE BOUNDARIES - NEW ZONE BOUNDARIES EFFECTIVE 12-13-11

**2012
MONTHLY CRIME COMPARISON**

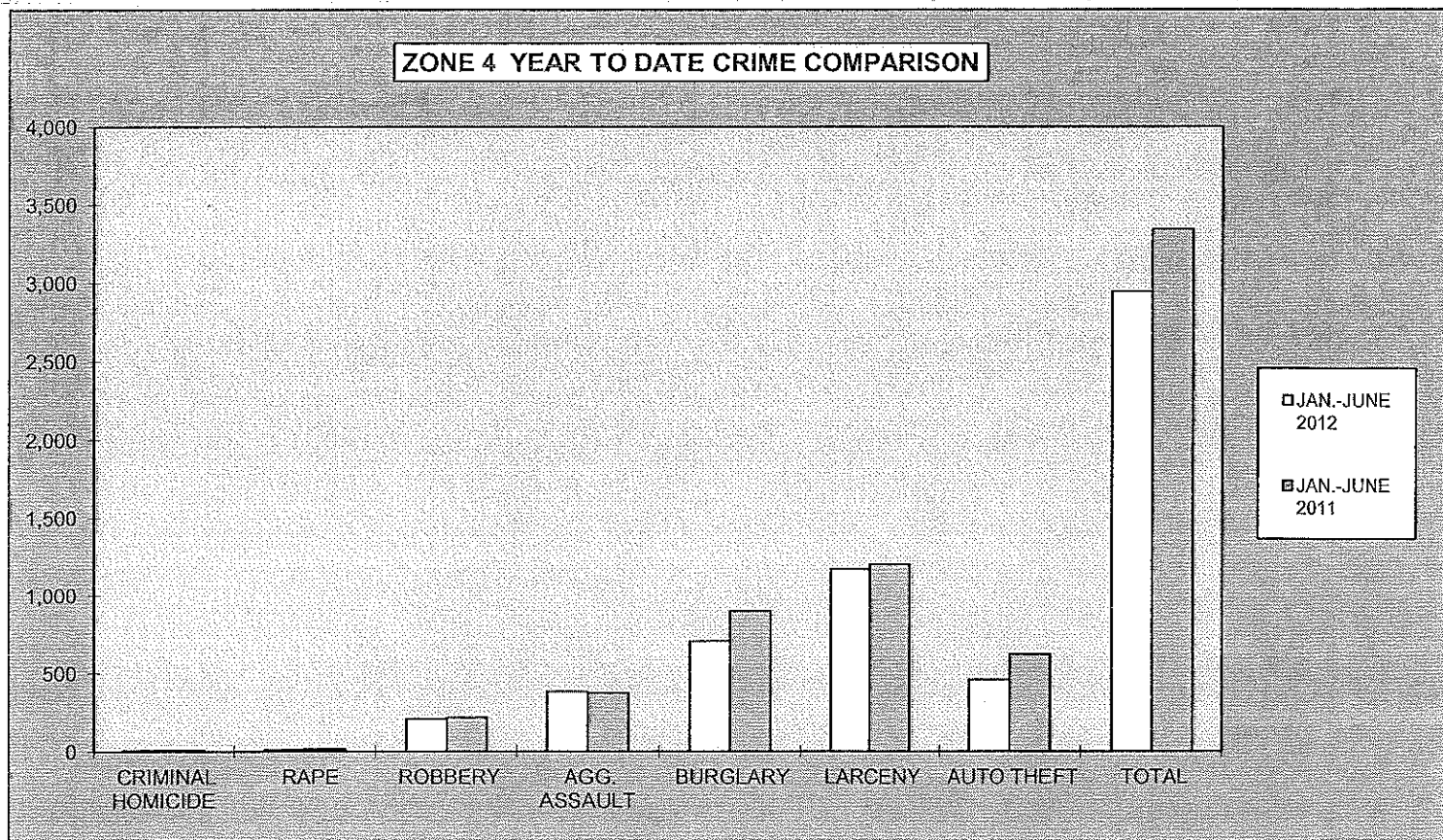
ZONE 4				
CRIME	JUNE 2012	JUNE 2011	# DIFFERENCE	% DIFFERENCE
CRIMINAL HOMICIDE	2	2	0	0%
RAPE	0	1	-1	-100%
ROBBERY	39	38	1	3%
AGG. ASSAULT	71	58	13	22%
BURGLARY	117	212	-95	-45%
RESIDENCE	98	188	-90	-48%
NON-RESIDENCE	19	24	-5	-21%
LARCENY	235	227	8	4%
POCKETPICKING	2	0	2	100%
PURSE SNATCHING	3	9	-6	-67%
SHOPLIFTING	55	34	21	62%
FROM MOTOR VEHICLES	62	48	14	29%
MOTOR VEH. PARTS/ACCESSORIES	21	38	-17	-45%
BICYCLES	2	1	1	100%
FROM BUILDINGS	28	26	2	8%
FROM COIN OPERATED MACHINES	0	0	0	0%
ALL OTHER	62	71	-9	-13%
AUTO THEFT	90	133	-43	-32%
TOTAL	554	671	-117	-17%



* 2011 FIGURES BASED ON OLD ZONE BOUNDARIES - NEW ZONE BOUNDARIES EFFECTIVE 12-13-11

**2012
YEAR TO DATE CRIME COMPARISON**

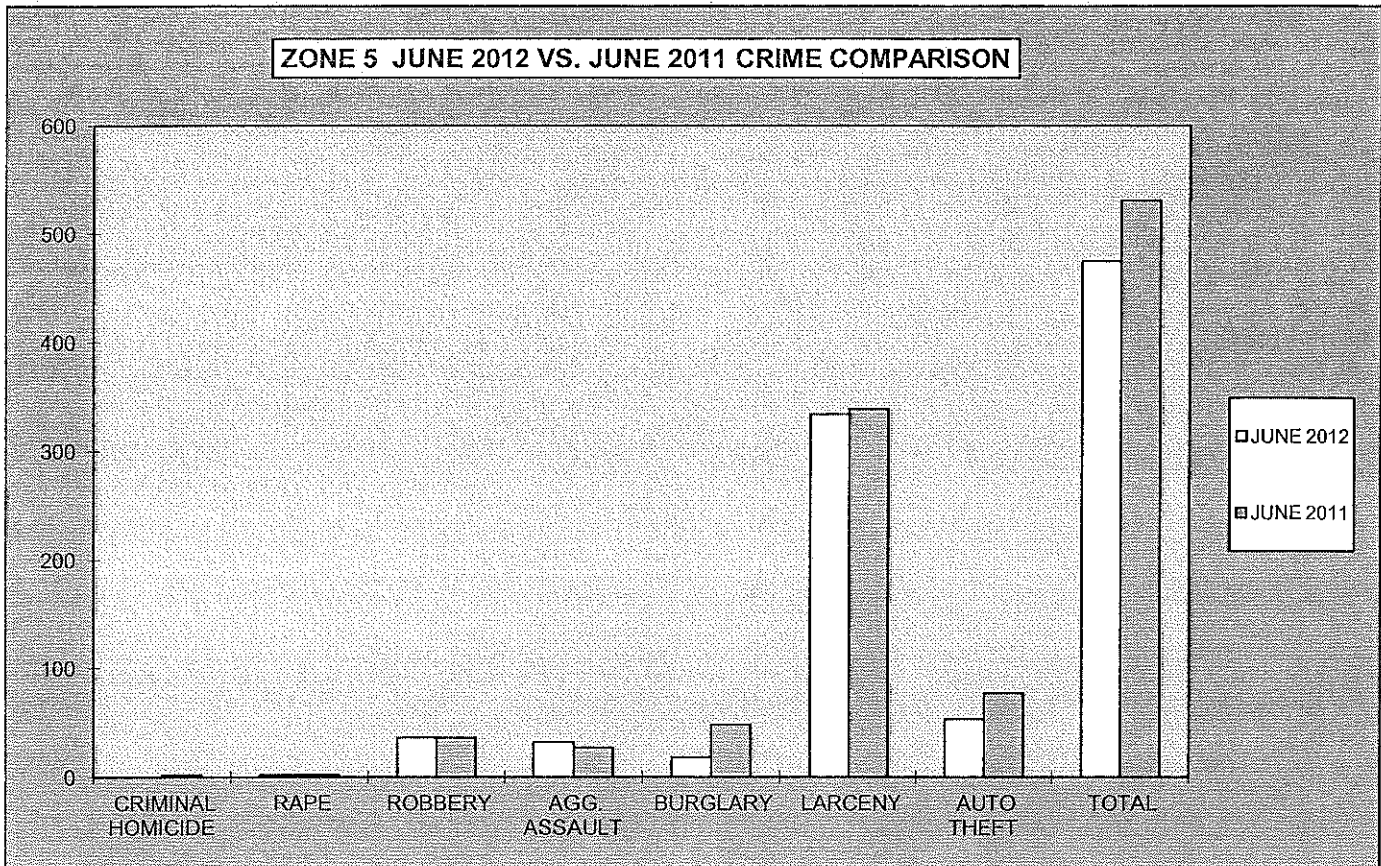
ZONE 4				
CRIME	JAN.-JUNE 2012	JAN.-JUNE 2011	# DIFFERENCE	% DIFFERENCE
CRIMINAL HOMICIDE	8	11	-3	-27%
RAPE	13	19	-6	-32%
ROBBERY	209	217	-8	-4%
AGG. ASSAULT	381	375	6	2%
BURGLARY	706	900	-194	-22%
RESIDENCE	644	793	-149	-19%
NON-RESIDENCE	62	107	-45	-42%
LARCENY	1,171	1,202	-31	-3%
POCKETPICKING	6	2	4	200%
PURSE SNATCHING	25	30	-5	-17%
SHOPLIFTING	258	194	64	33%
FROM MOTOR VEHICLES	276	352	-76	-22%
MOTOR VEH. PARTS/ACCESSORIES	101	165	-64	-39%
BICYCLES	11	9	2	22%
FROM BUILDINGS	131	148	-17	-11%
FROM COIN OPERATED MACHINES	3	0	3	100%
ALL OTHER	360	302	58	19%
AUTO THEFT	458	622	-164	-26%
TOTAL	2,946	3,346	-400	-12%



* 2011 FIGURES BASED ON OLD ZONE BOUNDARIES - NEW ZONE BOUNDARIES EFFECTIVE 12-13-11

**2012
MONTHLY CRIME COMPARISON**

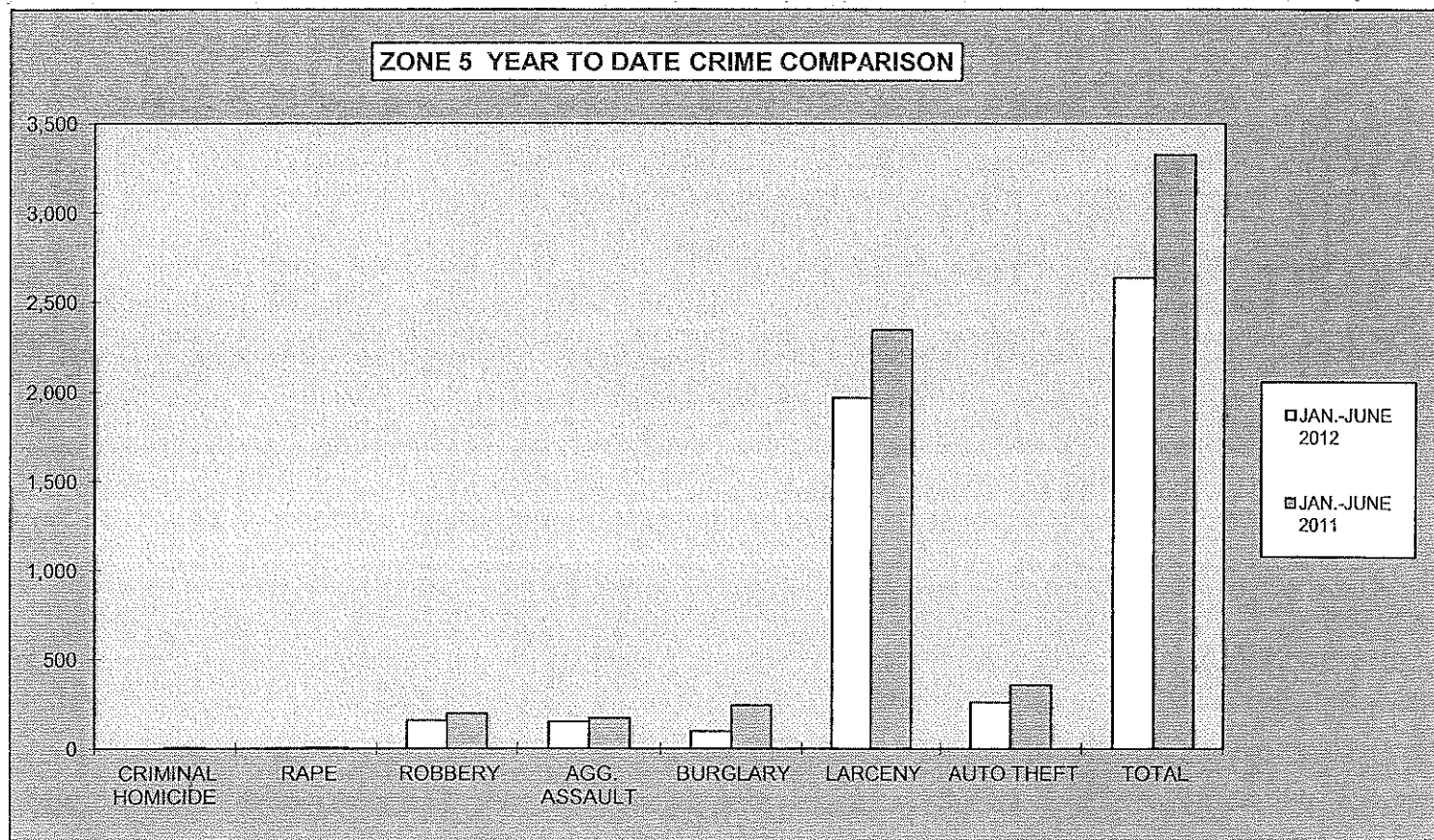
ZONE 5					
CRIME	JUNE 2012	JUNE 2011	# DIFFERENCE	% DIFFERENCE	
CRIMINAL HOMICIDE	0	2	-2	-100%	
RAPE	2	2	0	0%	
ROBBERY	36	36	0	0%	
AGG. ASSAULT	32	27	5	19%	
BURGLARY	18	48	-30	-63%	
RESIDENCE	14	32	-18	-56%	
NON-RESIDENCE	4	16	-12	-75%	
LARCENY	334	339	-5	-1%	
POCKETPICKING	6	0	6	100%	
PURSE SNATCHING	10	16	-6	-38%	
SHOPLIFTING	37	50	-13	-26%	
FROM MOTOR VEHICLES	165	175	-10	-6%	
MOTOR VEH. PARTS/ACCESSORIES	31	29	2	7%	
BICYCLES	1	2	-1	-50%	
FROM BUILDINGS	59	32	27	84%	
FROM COIN OPERATED MACHINES	0	1	-1	-100%	
ALL OTHER	25	34	-9	-26%	
AUTO THEFT	53	77	-24	-31%	
TOTAL	475	531	-56	-11%	



* 2011 FIGURES BASED ON OLD ZONE BOUNDARIES - NEW ZONE BOUNDARIES EFFECTIVE 12-13-11

**2012
YEAR TO DATE CRIME COMPARISON**

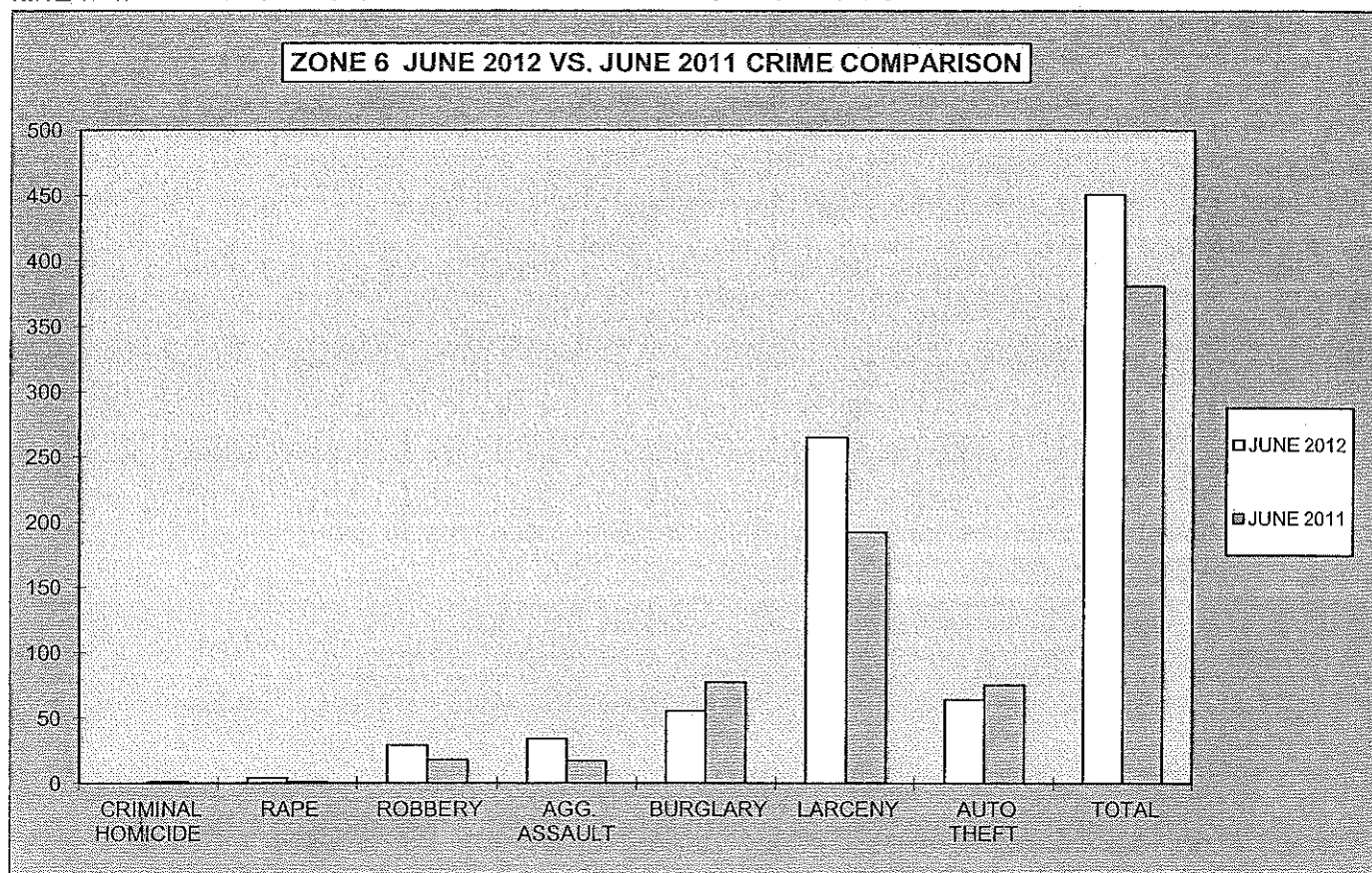
ZONE 5					
CRIME	JAN. - JUNE 2012	JAN. - JUNE 2011	# DIFFERENCE	% DIFFERENCE	
CRIMINAL HOMICIDE	0	6	-6	-100%	
RAPE	3	6	-3	-50%	
ROBBERY	158	196	-38	-19%	
AGG. ASSAULT	152	170	-18	-11%	
BURGLARY	97	244	-147	-60%	
RESIDENCE	48	165	-117	-71%	
NON-RESIDENCE	49	79	-30	-38%	
LARCENY	1,966	2,346	-380	-16%	
POCKETPICKING	17	13	4	31%	
PURSE SNATCHING	44	71	-27	-38%	
SHOPLIFTING	213	267	-54	-20%	
FROM MOTOR VEHICLES	982	1,283	-301	-23%	
MOTOR VEH. PARTS/ACCESSORIES	222	199	23	12%	
BICYCLES	16	24	-8	-33%	
FROM BUILDINGS	276	268	8	3%	
FROM COIN OPERATED MACHINES	2	1	1	100%	
ALL OTHER	194	220	-26	-12%	
AUTO THEFT	259	357	-98	-27%	
TOTAL	2,635	3,325	-690	-21%	



* 2011 FIGURES BASED ON OLD ZONE BOUNDARIES - NEW ZONE BOUNDARIES EFFECTIVE 12-13-11

**2012
MONTHLY CRIME COMPARISON**

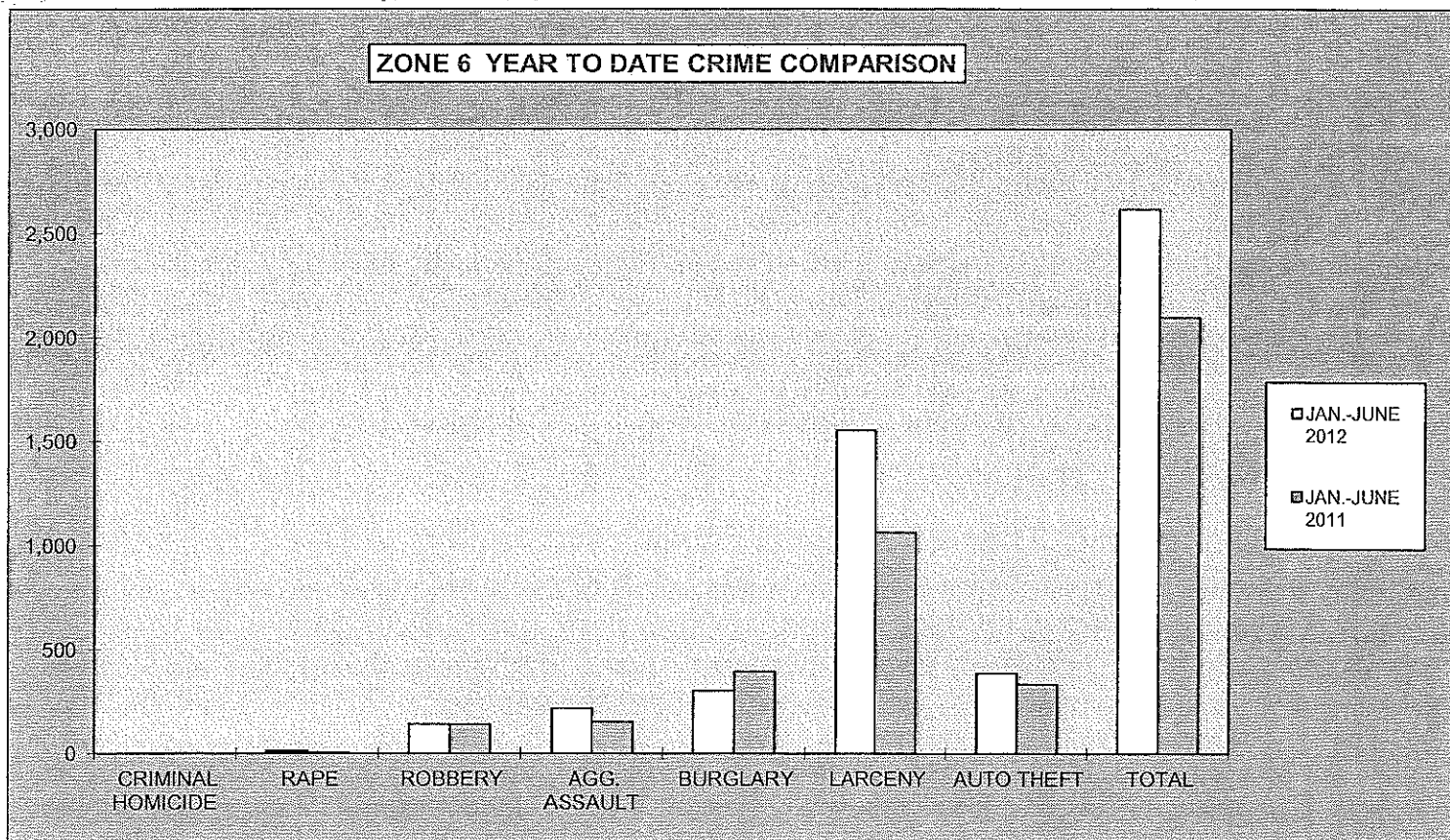
ZONE 6					
CRIME	JUNE 2012	JUNE 2011	# DIFFERENCE	% DIFFERENCE	
CRIMINAL HOMICIDE	0	1	-1	-100%	
RAPE	4	1	3	300%	
ROBBERY	29	18	11	61%	
AGG. ASSAULT	34	17	17	100%	
BURGLARY	55	77	-22	-29%	
RESIDENCE	43	66	-23	-35%	
NON-RESIDENCE	12	11	1	9%	
LARCENY	265	192	73	38%	
POCKETPICKING	1	0	1	100%	
PURSE SNATCHING	9	2	7	350%	
SHOPLIFTING	52	57	-5	-9%	
FROM MOTOR VEHICLES	119	60	59	98%	
MOTOR VEH. PARTS/ACCESSORIES	24	11	13	118%	
BICYCLES	5	6	-1	-17%	
FROM BUILDINGS	28	18	10	56%	
FROM COIN OPERATED MACHINES	0	0	0	0%	
ALL OTHER	27	38	-11	-29%	
AUTO THEFT	64	75	-11	-15%	
TOTAL	451	381	70	18%	



* 2011 FIGURES BASED ON OLD ZONE BOUNDARIES - NEW ZONE BOUNDARIES EFFECTIVE 12-13-11

**2012
YEAR TO DATE CRIME COMPARISON**

ZONE 6					
CRIME	JAN. - JUNE 2012	JAN. - JUNE 2011	# DIFFERENCE	% DIFFERENCE	
CRIMINAL HOMICIDE	2	3	-1	-33%	
RAPE	13	6	7	117%	
ROBBERY	142	141	1	1%	
AGG. ASSAULT	217	153	64	42%	
BURGLARY	302	395	-93	-24%	
RESIDENCE	241	348	-107	-31%	
NON-RESIDENCE	61	47	14	30%	
LARCENY	1,553	1,064	489	46%	
POCKETPICKING	3	3	0	0%	
PURSE SNATCHING	52	16	36	225%	
SHOPLIFTING	285	225	60	27%	
FROM MOTOR VEHICLES	749	442	307	69%	
MOTOR VEH. PARTS/ACCESSORIES	136	74	62	84%	
BICYCLES	24	32	-8	-25%	
FROM BUILDINGS	112	108	4	4%	
FROM COIN OPERATED MACHINES	0	2	-2	-100%	
ALL OTHER	192	162	30	19%	
AUTO THEFT	386	334	52	16%	
TOTAL	2,615	2,096	519	25%	

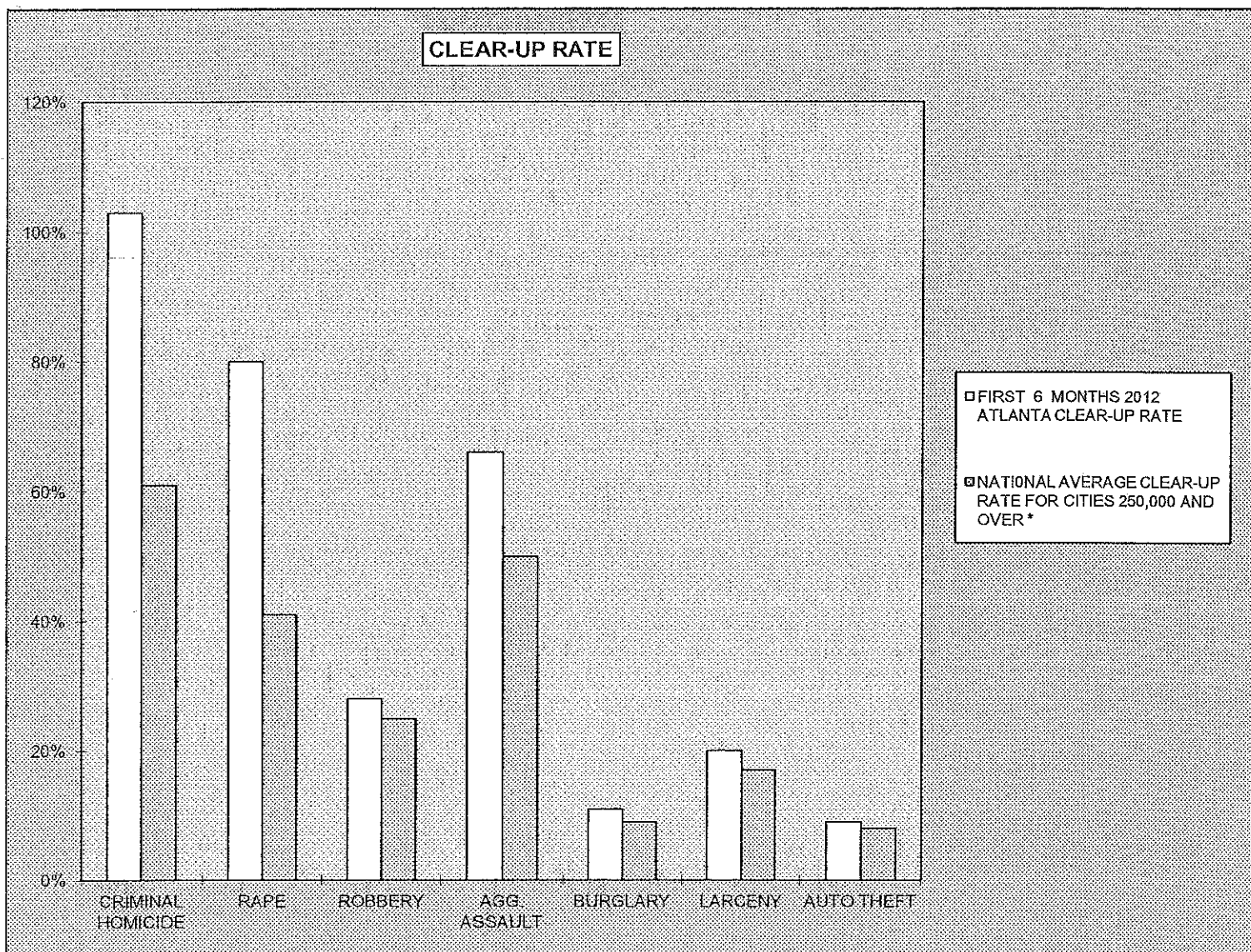


* 2011 FIGURES BASED ON OLD ZONE BOUNDARIES - NEW ZONE BOUNDARIES EFFECTIVE 12-13-11

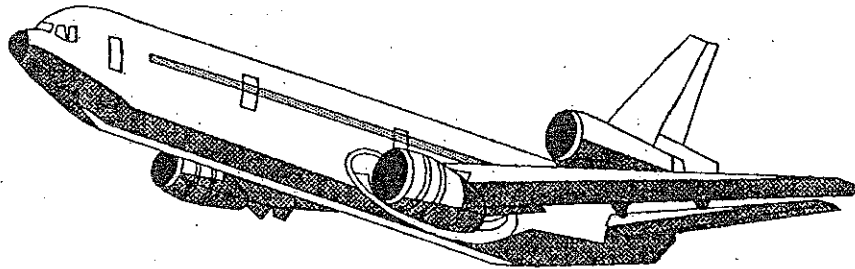
**2012
CRIME COMPARISON
CLEAR-UP RATE**

CRIME	FIRST 6 MONTHS 2012 ATLANTA CLEAR-UP RATE	NATIONAL AVERAGE CLEAR-UP RATE FOR CITIES 250,000 AND OVER *
CRIMINAL HOMICIDE	103%	61%
RAPE	80%	41%
ROBBERY	28%	25%
AGG. ASSAULT	66%	50%
BURGLARY	11%	9%
LARCENY	20%	17%
AUTO THEFT	9%	8%

* National Average for Cities 250,000 and Over Based on Latest Annual (2010) FBI Uniform Crime Report



APD



The Atlanta Airport
UNIFORM CRIME REPORTING



JUNE 2012

SUPPORT SERVICES DIVISION
INFORMATION SERVICES SECTION

RETURN A - MONTHLY RETURN OF OFFENSES KNOWN TO THE POLICE

1-720b (Rev. 8-30-94)
OMB No. 1110-0001

This report is authorized by law Title 28, Section 534, U.S. Code. While you are not required to respond, your cooperation in forwarding this report by the 7th day after the close of the month to Uniform Crime Reports, Federal Bureau of Investigation, Washington, D.C. 20535, will assist in compiling comprehensive, accurate national crime figures on a timely basis.

1	2	3	4	5	6	
CLASSIFICATION OF OFFENSES	DATA ENTRY	OFFENSES REPORTED OR KNOWN TO POLICE (INCLUDE "UNFOUNDED" AND ATTEMPTS)	UNFOUNDED, I.E., FALSE OR BASELESS COMPLAINTS	NUMBER OF ACTUAL OFFENSES (COLUMN 2 MINUS COLUMN 3) INCLUDE ATTEMPTS	TOTAL OFFENSES CLEARED BY ARREST OR EXCEPTIONAL MEANS (INCLUDES COL. 5)	NUMBER OF CLEARANCES INVOLVING ONLY PERSONS UNDER 18 YEARS OF AGE
1. CRIMINAL HOMICIDE						
a. MURDER AND NONNEGLIGENT HOMICIDE	11	0	0	0	0	
b. MANSLAUGHTER BY NEGLIGENCE	12					
2. FORCIBLE RAPE TOTAL	20	0	0	0	0	
a. Rape by Force	21	0	0	0	0	
b. Attempts to commit Forcible Rape	22	0	0	0	0	
3. ROBBERY TOTAL	30	0	0	0	0	
a. Firearm	31	0	0	0	0	
b. Knife or Cutting Instrument	32	0	0	0	0	
c. Other Dangerous Weapon	33	0	0	0	0	
d. Strong-Arm (Hands, Fists, Feet, etc.)	34	0	0	0	0	
4. ASSAULT TOTAL	40	4	0	4	2	
a. Firearm	41	0	0	0	0	
b. Knife or cutting instrument	42	1	0	1	1	
c. Other Dangerous Weapon	43	0	0	0	0	
d. Strong-Arm	44	1	0	1	0	
e. Other Assaults - Simple, Not Aggravated	45	2	0	2	1	
5. BURGLARY TOTAL	50	1	0	1	1	
a. Forcible Entry	51	1	0	1	1	
b. Unlawful Entry - No Force	52	0	0	0	0	
c. Attempted Forcible Entry	53	0	0	0	0	
6. LARCENY THEFT TOTAL (except Motor Vehicle Theft)	60	35	0	35	2	
7. MOTOR VEHICLE THEFT TOTAL	70	13	0	13	2	
a. Autos	71	12	0	12	2	
b. Trucks and Buses	72	1	0	1	0	
c. Other Vehicles	73	0	0	0	0	
GRAND TOTAL	77	53	0	53	7	

CHECKING ANY OF THE APPROPRIATE BLOCKS BELOW WILL ELIMINATE YOUR NEED TO SUBMIT REPORTS WHEN THE VALUES ARE ZERO. THIS WILL ALSO AID THE NATIONAL PROGRAM IN ITS QUALITY CONTROL EFFORTS.

- NO SUPPLEMENTARY HOMICIDE REPORT SUBMITTED SINCE NO MURDERS, JUSTIFIABLE HOMICIDES, OR MANSLAUGHTER BY NEGLIGENCE OCCURRED IN THIS JURISDICTION DURING THE MONTH.
- NO SUPPLEMENT TO RETURN A REPORT SINCE NO CRIME OFFENSES OR RECOVERY OF PROPERTY REPORTED DURING THE MONTH.
- NO LAW ENFORCEMENT OFFICERS KILLED OR ASSAULTED REPORT SINCE NONE OF THE OFFICERS WERE ASSAULTED OR KILLED DURING THE MONTH.

- NO AGE, SEX, AND RACE OF PERSONS ARRESTED UNDER 18 YEARS OF AGE REPORT SINCE NO ARRESTS OF PERSONS WITHIN THIS AGE GROUP.
- NO AGE, SEX, AND RACE OF PERSONS ARRESTED 18 YEARS OF AGE AND OVER REPORT SINCE NO ARRESTS OF PERSONS WITHIN THIS AGE GROUP.
- NO MONTHLY RETURN OF ARSON OFFENSES KNOWN TO LAW ENFORCEMENT REPORT SINCE NO ARSONS OCCURRED.

DO NOT USE THIS SPACE

	INITIALS
RECORDED	
EDITED	
ENTERED	
ADJUSTED	
LOCKED	

* TOTALS INCLUDE PREVIOUS OFFENSES

JUNE 2012

Month and Year of Report

GA 060240X

Agency Identifier

JULY 16, 2012

Date

ATLANTA AIRPORT POLICE - GEORGIA

Agency and State

Clifton Williams **LIEUTENANT**

Prepared By

Title

George W. Jones **CHIEF**

Chief, Commissioner, Sheriff, or Superintendent

PROPERTY STOLEN BY CLASSIFICATION

CLASSIFICATION	DATA ENTRY	Number of Actual Offenses (Column 4 Return A)	Monetary Value of Property Stolen
1. MURDER AND NONNEGLIGENT MANSLAUGHTER	12	0	\$ 0.00
2. FORCIBLE RAPE	20	0	\$ 0.00
3. ROBBERY			
(a) HIGHWAY (streets, alleys, etc.)	31	0	0.00
(b) COMMERCIAL HOUSE (except c, d, and f)	32	0	0.00
(c) GAS OR SERVICE STATION	33	0	0.00
(d) CONVENIENCE STORE	34	0	0.00
(e) RESIDENCE (anywhere on premises)	35	0	0.00
(f) BANK	36	0	0.00
(g) MISCELLANEOUS	37	0	0.00
TOTAL ROBBERY	30	0	\$ 0.00
5. BURGLARY - BREAKING OR ENTERING			
(a) RESIDENCE (dwelling)			
(1) NIGHT (6 p.m. - 6 a.m.)	51	0	0.00
(2) DAY (6 a.m. - 6 p.m.)	52	0	0.00
(3) UNKNOWN	53	0	0.00
(b) NON-RESIDENCE (store, office, etc.)			
(1) NIGHT (6 p.m. - 6 a.m.)	54	0	0.00
(2) DAY (6 a.m. - 6 p.m.)	55	1	200.00
(3) UNKNOWN	56	0	0.00
TOTAL BURGLARY	50	1	\$ 200.00
6. LARCENY - THEFT (Except Motor Vehicle Theft)			
(a) - \$200 AND OVER	61	15	14,386.00
(b) \$50 TO \$200	62	2	249.00
(c) UNDER \$50	63	18	3.00
TOTAL LARCENY (Same as Item 6X)	60	35	\$ 14,638.00
7. MOTOR VEHICLE THEFT (Include Alleged Joy Ride)	70	13	\$ 99,004.00
GRAND TOTAL - ALL ITEMS	77	48	\$ 113,842.00
ADDITIONAL ANALYSIS OF LARCENY AND MOTOR VEHICLE THEFT			
6X. NATURE OF LARCENIES UNDER ITEM 6			
(a) POCKET-PICKING	81	0	0.00
(b) PURSE-SNATCHING	82	0	0.00
(c) SHOPLIFTING	83	0	0.00
(d) FROM MOTOR VEHICLES (except e)	84	5	5,940.00
(e) MOTOR VEHICLE PARTS AND ACCESSORIES	85	5	1,200.00
(f) BICYCLES	86	0	0.00
(g) FROM BUILDING (except c and h)	87	7	1,300.00
(h) FROM ANY COIN-OPERATED MACHINES (parking meters, etc.)	88	0	0.00
(i) ALL OTHER	89	18	6,198.00
TOTAL LARCENIES (Same as Item 6)	80	35	\$ 14,638.00
7X. MOTOR VEHICLES RECOVERED			
(a) STOLEN LOCALLY AND RECOVERED LOCALLY	91	4	
(b) STOLEN LOCALLY AND RECOVERED BY OTHER JURISDICTIONS	92	0	
(c) TOTAL LOCALLY STOLEN MOTOR VEHICLES RECOVERED (a & b)	93	4	
(d) STOLEN IN OTHER JURISDICTIONS AND RECOVERED LOCALLY	90	2	

SUPPLEMENT TO RETURN A
MONTHLY RETURN OF OFFENSES KNOWN TO THE POLICE

1-706 (Rev.8-30-94)
Form Approved
OMB No. 1110-0007

This report is authorized by law, Title 28, Section 534, U. S. Code. While you are not required to respond, your cooperation in submitting this report with the Return A will assist the FBI in compiling comprehensive, accurate figures on a timely basis.

This form deals with the nature of crime and the monetary value of property stolen and recovered. The total offenses recorded on the form should be the same as the number of actual offenses listed in Column 4 of the Return A for each crime class. Include attempted crimes on this form, but do not include unfounded offenses. If you cannot complete the report in all areas, please record as much information as is available. Tally sheets will be sent upon request.

PROPERTY BY TYPE AND VALUE

Type of Property (1)	Date Entry	Monetary Value of Property Stolen in Your Jurisdiction	
		Stolen (2)	Recovered (3)
(A) Currency, Notes, Etc.		\$ 750.00	\$ 0.00
(B) Jewelry and Precious Metals	02	0.00	0.00
(C) Clothing and Furs	03	100.00	0.00
(D) Locally Stolen Motor Vehicles	04	99,004.00	25,001.00
(E) Office Equipment	05	0.00	0.00
(F) Televisions, Radios, Stereos, Etc.	06	9,293.00	0.00
(G) Firearms	07	1,400.00	0.00
(H) Household Goods	08	0.00	0.00
(I) Consumable Goods	09	1.00	0.00
(J) Livestock	10	0.00	0.00
(K) Miscellaneous	11	3,294.00	0.00
TOTAL	00	\$ 113,842.00	\$ 25,001.00

The total of this column should agree with the Grand Total (DATA ENTRY 77) shown on page 2.

Include in this column all property recovered even though stolen in prior months. The above is an accounting for only that property stolen in your jurisdiction. This will include property recovered for you by other jurisdictions, but not property you recover for them.

JULY 16, 2012
DATE

Clifton Johnson LIEUTENANT
PREPARED BY TITLE

George W. Jones CHIEF
CHIEF, COMMISSIONER, SHERIFF OR SUPERINTENDENT

JUNE 2012
Month and Year of Report

GA 060240X
Agency Identifier

ATLANTA AIRPORT POLICE - GEORGIA
Agency and State

AGENCY IDENTIFIER GA 060240X REPORTING PERIOD JUNE 20 12

AGENCY NAME ATLANTA AIRPORT POLICE

POLICE DISPOSITION OF JUVENILES

-Not to include neglect or traffic cases-

1. Handled within Department and released. (Warning, released to parents, etc.)	
2. Referred to juvenile court or probation department.	1
3. Referred to welfare agency.	
4. Referred to other police agency.	
5. Referred to criminal or adult court.	
TOTAL	1

JULY 16, 2012
DATE

Clifton Johnson LIEUTENANT
PREPARED BY TITLE

George M. Search CHIEF
APPROVED BY TITLE

GCIC USE ONLY

Recorded	_____
Reviewed	_____
Punched	_____
Verified	_____

RETURN TO:
Georgia Crime Information Center/Uniform Crime Reporting
P. O. Box 1456
Atlanta, Georgia 30301

Return on or before the 7th of the following month.

GCIC/UCR-012 (9/74)

**ATLANTA AIRPORT POLICE
AGE, SEX, AND RACE OF PERSONS ARRESTED
17 YEARS OF AGE AND OVER**

MONTH JUNE

YEAR 2012

CLASSIFICATION OF OFFENSES	SEX	AGE OF PERSON ARRESTED																TOTAL	RACE				ETHNIC	
		17	18	19	20	21	22	23	24 29	30 34	35 39	40 44	45 49	50 54	55 59	60 64	65 UP		White	Black	Native Amer.	Asian/Pacific	Whil. Hispanic	Blck Hispanic
Murder/Nonnegligent Manslaughter	01a	M																0						
	F																	0						
Manslaughter by Negligence	01b	M																0						
	F																	0						
Forcible Rape	02	M																0						
	F																	0						
Robbery	03	M																0						
	F																	0						
Aggravated Assault	04	M																0						
	F											1						1	1					
Burglary- Breaking or Entering	05	M							1					1	1			3						
	F																	0	3					
Larceny - Theft (except Motor Vehicle Theft)	06	M								1								1						
	F																	0		1				
Motor Vehicle Theft	07	M																0						
	F																	0						
Other Assaults	08	M																0						
	F																	0						
Arson	09	M																0						
	F																	0						
Forgery and Counterfeiting	10	M																0						
	F																	0						
Fraud	11	M																0						
	F																	0						
Embezzlement	12	M																0						
	F																	0						
Stolen Property; Buying, Receiving, Possessing	13	M																0						
	F																	0						
Vandalism	14	M																0						
	F																	0						
Weapons	15	M							1			1		2				4						
	F								1							1		2	3	3				

**ATLANTA AIRPORT POLICE
AGE, SEX, AND RACE OF PERSONS ARRESTED
17 YEARS OF AGE AND OVER**

MONTH JUNE

YEAR 2012

CLASSIFICATION OF OFFENSES	SEX	AGE OF PERSON ARRESTED															TOTAL	RACE				ETHNIC		
		17	18	19	20	21	22	23	24 29	30 34	35 39	40 44	45 49	50 54	55 59	60 64		65 UP	White	Black	Native Amer.	Asiatn/Pacific	Whi. Hispanic	Blck Hispanic
Prostitution and Commercialized Vice	M																	0						
	F																	0						
Sex Offenses (except Rape and Prostitution)	M									1							1							
	F																0	1						
Drug Abuse Violations Grand Total	M	0	0	0	0	0	0	0	0	0	1	0	0	1	0	0	2							
	F	0	0	0	0	0	0	0	0	0	0	0	1	0	0	0	1	1	2	0	0	0	0	
(1) Sale/Manufacturing Subtotal	M	0	0	0	0	0	0	0	0	0	0	0	0	0	0	0	0							
	F	0	0	0	0	0	0	0	0	0	0	0	0	0	0	0	0	0	0	0	0	0	0	
Opium or Cocaine and their derivatives	M																0							
	F																0							
Marijuana	M																0							
	F																0							
Synthetic Narcotics	M																0							
	F																0							
Other Dangerous Non-Narcotic Drugs	M																0							
	F																0							
(2) Possession Subtotal	M	0	0	0	0	0	0	0	0	0	1	0	0	1	0	0	2							
	F	0	0	0	0	0	0	0	0	0	0	0	1	0	0	0	1	1	2	0	0	0	0	
Opium or Cocaine and their derivatives	M										1			1			2							
	F												1				1	1	2					
Marijuana	M																0							
	F																0							
Synthetic Narcotics	M																0							
	F																0							
Other Dangerous Non-Narcotic Drugs	M																0							
	F																0							
Gambling Total	M	0	0	0	0	0	0	0	0	0	0	0	0	0	0	0	0							
	F	0	0	0	0	0	0	0	0	0	0	0	0	0	0	0	0	0	0	0	0	0	0	
Bookmaking	M																0							
	F																0							
Numbers and Lottery	M																0							
	F																0							

378

ATLANTA AIRPORT POLICE
AGE, SEX, AND RACE OF PERSONS ARRESTED
17 YEARS OF AGE AND OVER

MONTH JUNE

YEAR 2012

CLASSIFICATION OF OFFENSES	SEX	AGE OF PERSON ARRESTED																TOTAL	RACE				ETHNIC	
		17	18	19	20	21	22	23	24 29	30 34	35 39	40 44	45 49	50 54	55 59	60 64	65 UP		White	Black	Native Amer.	Asian/Pacific	Whi. Hispanic	Blck Hispanic
All Other Gambling	M																	0						
	F																	0						
Offenses Against Family And Children	M																	0						
	F																	0						
Driving Under the Influence	M																	0						
	F																	0						
Liquor Laws	M																	0						
	F																	0						
Drunkenness	M																	0						
	F																	0						
Disorderly Conduct	M																	0						
	F																	0						
Vagrancy	M																	0						
	F																	0						
All Other Offenses (except Traffic)	M								2	1	4	6	4	7	6	1	3	34						
	F										1							1	2	33				
Suspicion	M																	0						
	F																	0						
TOTAL			0	0	0	0	0	0	5	2	7	8	5	11	7	2	3	50	11	39	0	0	0	0

JUNE 2012

Month and Year of Report

GA 060240X

Agency Identifier

JULY 16, 2012

Date

Clifton Johnson
Prepared By

LIEUTENANT
Title

George N. Jones
CHIEF
Chief, Commissioner, Sheriff, or Superintendent

ATLANTA AIRPORT POLICE - GEORGIA

Agency and State

ATLANTA AIRPORT POLICE
 AGE, SEX, AND RACE OF PERSONS ARRESTED
 16 YEARS OF AGE AND UNDER

MONTH JUNE

YEAR 2012

CLASSIFICATION OF OFFENSES	SEX	AGE						RACE				ETHNIC	
		09	10-12	13-14	15	16	TOTAL	White	Black	Native Amer.	Asian/Pacific	Whi. Hispanic	Black Hispanic
Murder/Nonnegligent Manslaughter	M						0						
	F						0						
Manslaughter by Negligence	M						0						
	F						0						
Forcible Rape	M						0						
	F						0						
Robbery	M						0						
	F						0						
Aggravated Assault	M						0						
	F						0						
Burglary- Breaking or Entering	M						0						
	F						0						
Larceny - Theft (except Motor Vehicle Theft)	M						0						
	F				1		1		1				
Motor Vehicle Theft	M						0						
	F						0						
Other Assaults	M						0						
	F						0						
Arson	M						0						
	F						0						
Forgery and Counterfeiting	M						0						
	F						0						
Fraud	M						0						
	F						0						
Embezzlement	M						0						
	F						0						
Stolen Property; Buying, Receiving, Possessing	M						0						
	F						0						
Vandalism	M						0						
	F						0						
Weapons	M						0						
	F						0						
Prostitution and Commercialized Vice	M						0						
	F						0						

310

ATLANTA AIRPORT POLICE
 AGE, SEX, AND RACE OF PERSONS ARRESTED
 16 YEARS OF AGE AND UNDER

MONTH JUNE

YEAR 2012

CLASSIFICATION OF OFFENSES	SEX	AGE						RACE				ETHNIC	
		0 9	10 12	13 14	15	16	TOTAL	White	Black	Native Amer.	Asian/Pacific	Whi. Hispanic	Blck Hispanic
Sex Offenses (except Rape and Prostitution) 17	M						0						
	F						0						
Drug Abuse Violations 18	M	0	0	0	0	0	0						
	F	0	0	0	0	0	0	0	0	0	0	0	0
Grand Total	M	0	0	0	0	0	0						
	F	0	0	0	0	0	0	0	0	0	0	0	0
(1) Sale/Manufacturing Subtotal 180	M	0	0	0	0	0	0						
	F	0	0	0	0	0	0	0	0	0	0	0	0
Opium or Cocaine and their Derivatives a	M						0						
	F						0						
Marijuana b	M						0						
	F						0						
Synthetic Narcotics c	M						0						
	F						0						
Other Dangerous Non-Narcotic Drugs d	M						0						
	F						0						
(2) Possession Subtotal 185	M	0	0	0	0	0	0	0	0	0	0	0	0
	F	0	0	0	0	0	0	0	0	0	0	0	0
Opium or Cocaine and their Derivatives e	M						0						
	F						0						
Marijuana f	M						0						
	F						0						
Synthetic Narcotics g	M						0						
	F						0						
Other Dangerous Non-Narcotic Drugs h	M						0						
	F						0						
Gambling Total 19	M	0	0	0	0	0	0	0	0	0	0	0	0
	F	0	0	0	0	0	0	0	0	0	0	0	0
Bookmaking a	M						0						
	F						0						
Numbers and Lottery b	M						0						
	F						0						
All Other Gambling c	M						0						
	F						0						
Offenses Against Family and Children 20	M						0						
	F						0						

-37d-

ATLANTA AIRPORT POLICE
 AGE, SEX, AND RACE OF PERSONS ARRESTED
 16 YEARS OF AGE AND UNDER

MONTH JUNE

YEAR 2012

CLASSIFICATION OF OFFENSES	SEX	AGE						RACE				ETHNIC	
		0 9	10 12	13 14	15	16	TOTAL	White	Black	Native Amer.	Asian/Pacific	Whi. Hispanic	Blck Hispanic
Driving Under the Influence 21	M						0						
	F						0						
Liquor Laws 22	M						0						
	F						0						
Drunkenness 23	M						0						
	F						0						
Disorderly Conduct 24	M						0						
	F						0						
Vagrancy 25	M						0						
	F						0						
All Other Offenses (except Traffic) 26	M						0						
	F						0						
Suspicion 27	M						0						
	F						0						
Curfew and Loitering 28	M						0						
	F						0						
Run-Aways 29	M						0						
	F						0						
Total			0	0	0	1	0	1	0	1	0	0	0

JUNE 2012

Month and Year of Report

GA 060240X

Agency Identifier

JULY 16, 2012

Date

Catherine Johnson

LIEUTENANT

Prepared By

George M. Jones

CHIEF

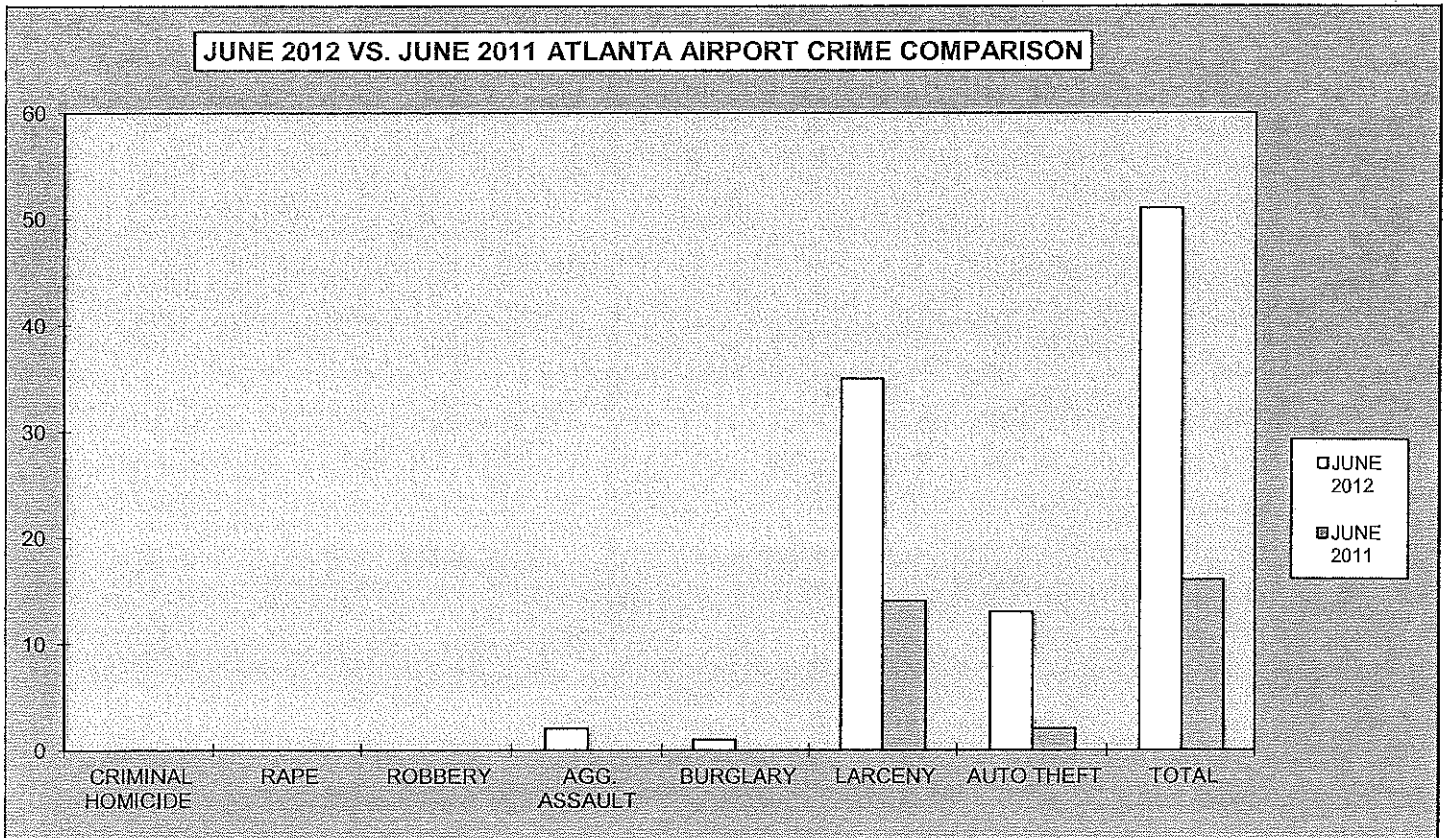
Chief, Commissioner, Sheriff, or Superintendent

ATLANTA AIRPORT POLICE - GEORGIA

Agency and State

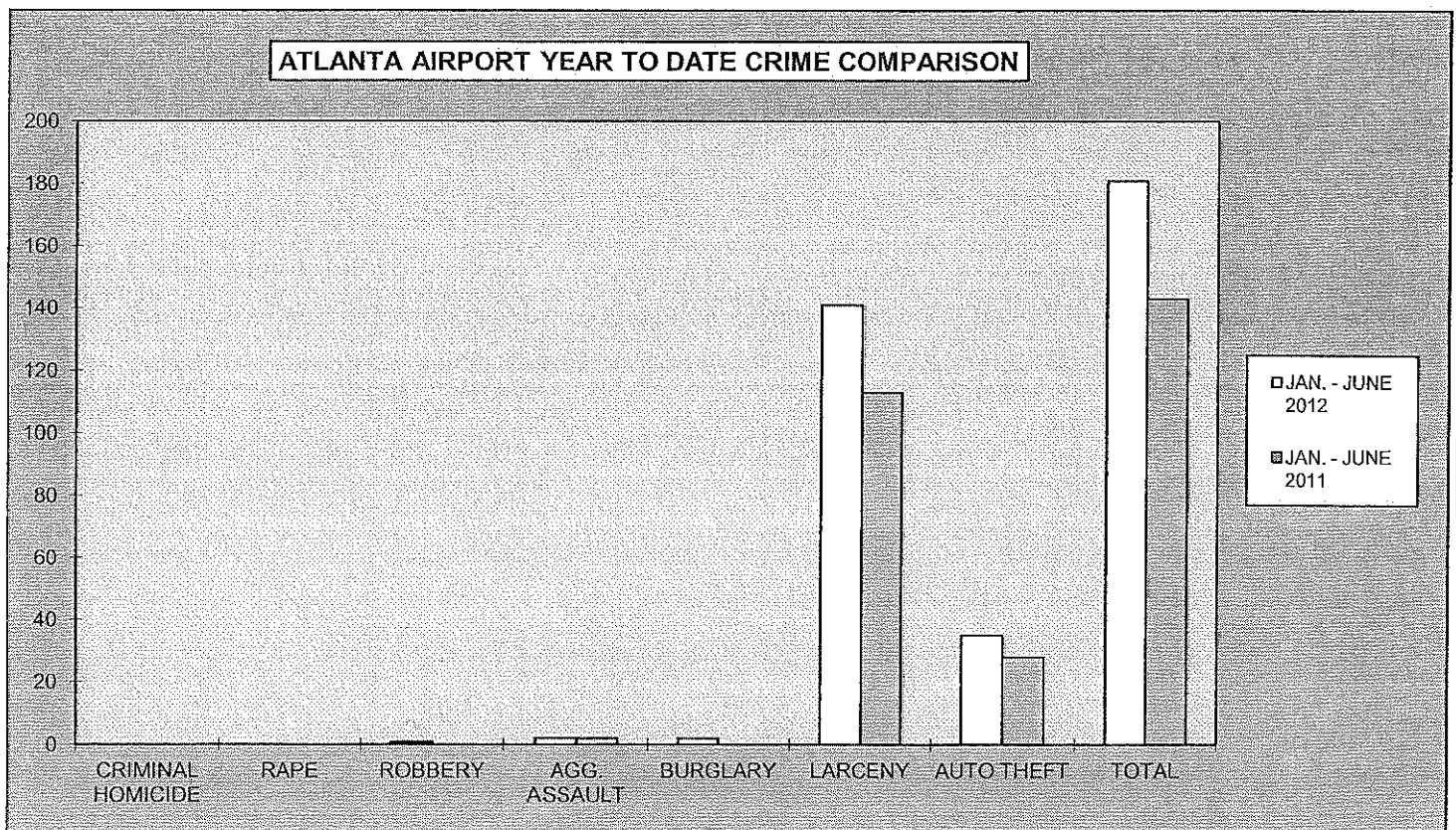
**2012
ATLANTA AIRPORT
MONTHLY CRIME COMPARISON**

CRIME	JUNE 2012	JUNE 2011	# DIFFERENCE	% DIFFERENCE
CRIMINAL HOMICIDE	0	0	0	0%
RAPE	0	0	0	0%
ROBBERY	0	0	0	0%
AGG. ASSAULT	2	0	2	100%
BURGLARY	1	0	1	100%
RESIDENCE	0	0	0	0%
NON-RESIDENCE	1	0	1	100%
LARCENY	35	14	21	150%
POCKETPICKING	0	1	-1	-100%
PURSE SNATCHING	0	0	0	0%
SHOPLIFTING	0	0	0	0%
FROM MOTOR VEHICLES	5	2	3	150%
MOTOR VEH. PARTS/ACCESSORIES	5	1	4	400%
BICYCLES	0	0	0	0%
FROM BUILDINGS	7	0	7	100%
FROM COIN OPERATED MACHINES	0	0	0	0%
ALL OTHER	18	10	8	80%
AUTO THEFT	13	2	11	550%
TOTAL	51	16	35	219%



2012
ATLANTA AIRPORT
YEAR TO DATE CRIME COMPARISON

FIRST 6 MONTHS				
CRIME	JAN. - JUNE 2012	JAN. - JUNE 2011	# DIFFERENCE	% DIFFERENCE
CRIMINAL HOMICIDE	0	0	0	0%
RAPE	0	0	0	0%
ROBBERY	1	0	1	100%
AGG. ASSAULT	2	2	0	0%
BURGLARY	2	0	2	100%
RESIDENCE	0	0	0	0%
NON-RESIDENCE	2	0	2	100%
LARCENY	141	113	28	25%
POCKETPICKING	2	1	1	100%
PURSE SNATCHING	1	0	1	100%
SHOPLIFTING	5	10	-5	-50%
FROM MOTOR VEHICLES	17	19	-2	-11%
MOTOR VEH. PARTS/ACCESSORIES	18	8	10	125%
BICYCLES	0	0	0	0%
FROM BUILDINGS	34	23	11	48%
FROM COIN OPERATED MACHINES	3	0	3	100%
ALL OTHER	61	52	9	17%
AUTO THEFT	35	28	7	25%
TOTAL	181	143	38	27%



**2012
ATLANTA AIRPORT
ARREST COMPARISON**

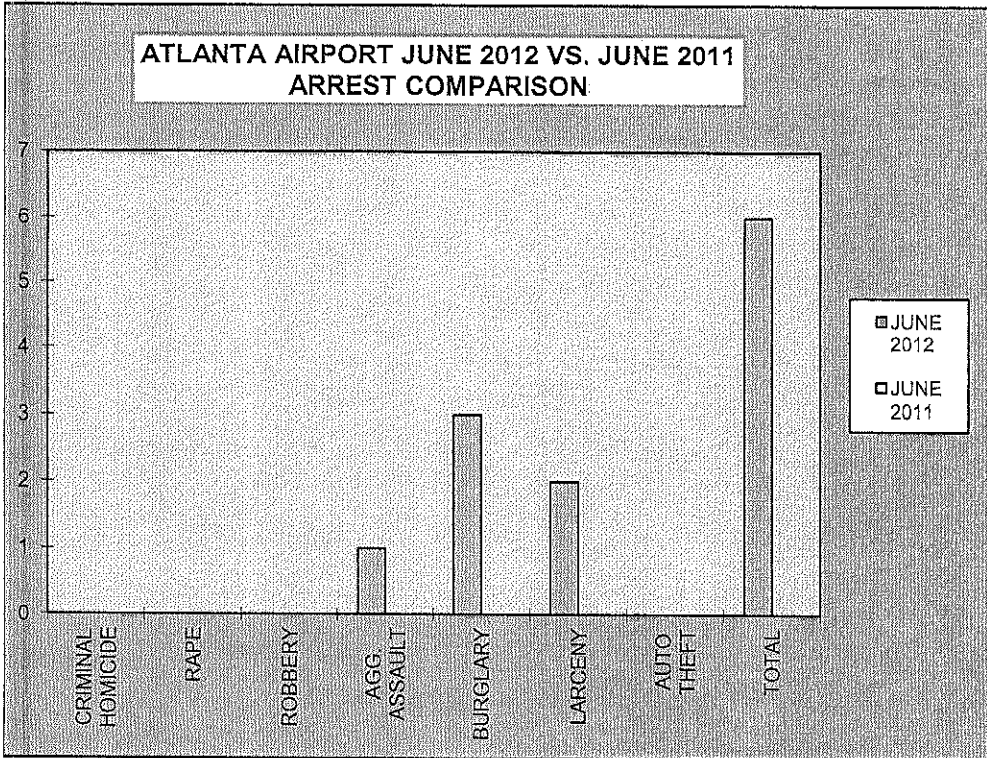
JUNE ARREST COMPARISON

CRIME	JUNE 2012	JUNE 2011	# DIFFERENCE	% DIFFERENCE
CRIMINAL HOMICIDE	0	0	0	0%
RAPE	0	0	0	0%
ROBBERY	0	0	0	0%
AGG. ASSAULT	1	0	1	100%
BURGLARY	3	0	3	100%
LARCENY	2	0	2	100%
AUTO THEFT	0	0	0	0%
TOTAL	6	0	6	100%

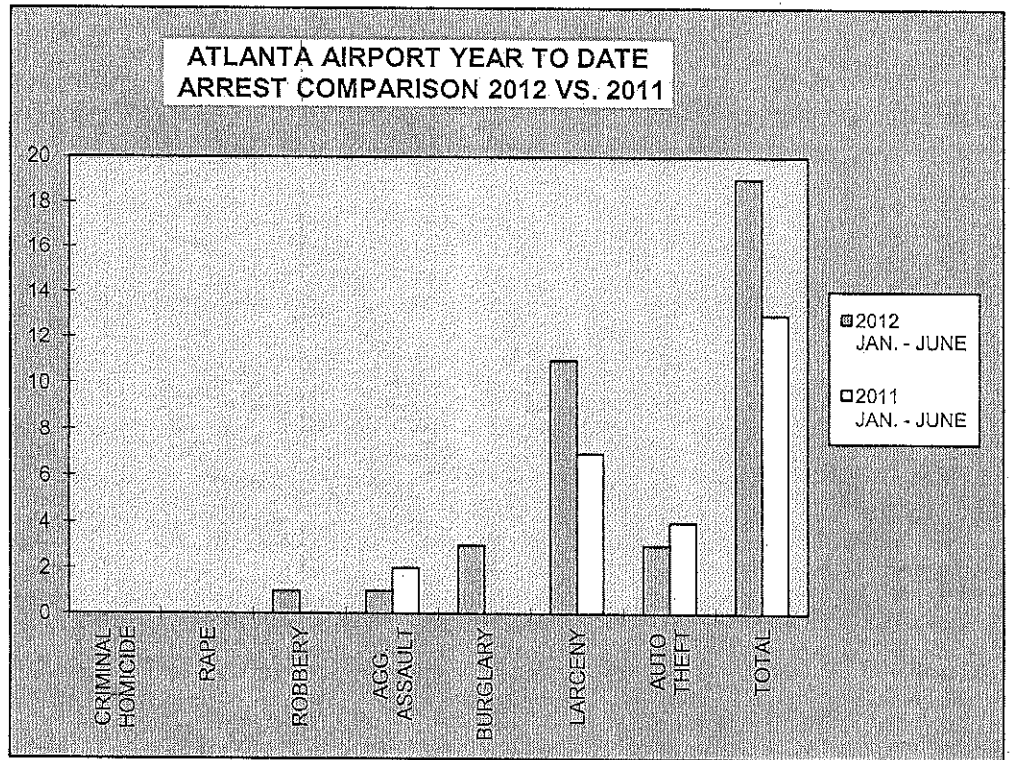
FIRST 6 MONTHS ARREST COMPARISON

CRIME	2012 JAN. - JUNE	2011 JAN. - JUNE	# DIFFERENCE	% DIFFERENCE
CRIMINAL HOMICIDE	0	0	0	0%
RAPE	0	0	0	0%
ROBBERY	1	0	1	100%
AGG. ASSAULT	1	2	-1	-50%
BURGLARY	3	0	3	100%
LARCENY	11	7	4	57%
AUTO THEFT	3	4	-1	-25%
TOTAL	19	13	6	46%

**ATLANTA AIRPORT JUNE 2012 VS. JUNE 2011
ARREST COMPARISON**



**ATLANTA AIRPORT YEAR TO DATE
ARREST COMPARISON 2012 VS. 2011**



**2012
ATLANTA AIRPORT
CLEAR-UP RATE**

CRIME	ATLANTA AIRPORT JUNE 2012 CLEAR-UP RATE	ATLANTA AIRPORT JUNE 2011 CLEAR-UP RATE
CRIMINAL HOMICIDE	0%	0%
RAPE	0%	0%
ROBBERY	0%	0%
AGG. ASSAULT	50%	0%
BURGLARY	100%	0%
LARCENY	6%	0%
AUTO THEFT	15%	0%

