

# FBI UNIFORM CRIME REPORTING

ATLANTA POLICE DEPARTMENT  
226 PEACHTREE STREET, SW  
ATLANTA, GEORGIA 30303



OCTOBER 2017

SUPPORT SERVICES DIVISION  
INFORMATION SERVICES SECTION

## TABLE OF CONTENTS

	Page
U. C. R. COMPARATIVE CRIME REPORT -----	1
RETURN A - MONTHLY RETURN OF OFFENSES KNOWN TO THE POLICE -----	2
PROPERTY STOLEN BY CLASSIFICATION -----	3
	3a
LAW ENFORCEMENT OFFICERS KILLED OR ASSAULTED -----	4
MONTHLY RETURN OF ARSON OFFENSES KNOWN TO LAW ENFORCEMENT -----	5
POLICE DISPOSITION OF JUVENILES -----	6
SUPPLEMENTARY HOMICIDE REPORT -----	7
	7a-7b
SEX AND RACE OF PERSONS ARRESTED -----	8
	8a-8e
HOMICIDE COMPARISON REPORT -----	9
HOMICIDE BREAKDOWN REPORT -----	10
SEVEN MAJOR CRIMES - MONTHLY CRIME COMPARISON -----	11
SEVEN MAJOR CRIMES - YEAR TO DATE CRIME COMPARISON -----	12
SEVEN MAJOR CRIMES ARREST MONTHLY AND YEAR TO DATE COMPARISON -----	13
CRIMES AGAINST PERSONS MONTHLY AND YEAR TO DATE COMPARISON -----	14
CRIMES AGAINST PROPERTY MONTHLY AND YEAR TO DATE COMPARISON -----	15
CRIMES AGAINST PERSONS & PROPERTY MONTHLY COMPARISON BY ZONES -----	16
CRIMES AGAINST PERSONS & PROPERTY YEAR TO DATE COMPARISON BY ZONES -----	17
SEVEN MAJOR CRIMES MONTHLY CRIME COMPARISON BY ZONES -----	18
SEVEN MAJOR CRIMES - YEAR TO DATE CRIME COMPARISON BY ZONES -----	19
SEVEN MAJOR CRIMES - MONTHLY CRIME COMPARISON - ZONE 1 -----	20
SEVEN MAJOR CRIMES - YEAR TO DATE CRIME COMPARISON - ZONE 1 -----	21
SEVEN MAJOR CRIMES - MONTHLY CRIME COMPARISON - ZONE 2 -----	22
SEVEN MAJOR CRIMES - YEAR TO DATE CRIME COMPARISON - ZONE 2 -----	23
SEVEN MAJOR CRIMES - MONTHLY CRIME COMPARISON - ZONE 3 -----	24
SEVEN MAJOR CRIMES - YEAR TO DATE CRIME COMPARISON - ZONE 3 -----	25
SEVEN MAJOR CRIMES - MONTHLY CRIME COMPARISON - ZONE 4 -----	26
SEVEN MAJOR CRIMES - YEAR TO DATE CRIME COMPARISON - ZONE 4 -----	27
SEVEN MAJOR CRIMES - MONTHLY CRIME COMPARISON - ZONE 5 -----	28
SEVEN MAJOR CRIMES - YEAR TO DATE CRIME COMPARISON - ZONE 5 -----	29
SEVEN MAJOR CRIMES - MONTHLY CRIME COMPARISON - ZONE 6 -----	30
SEVEN MAJOR CRIMES - YEAR TO DATE CRIME COMPARISON - ZONE 6 -----	31
CLEAR-UP RATE COMPARISON -----	32
<b>ATLANTA AIRPORT</b> -----	<b>33</b>
RETURN A - MONTHLY RETURN OF OFFENSES KNOWN TO THE POLICE -----	34
PROPERTY STOLEN BY CLASSIFICATION -----	35
	35a
SEX AND RACE OF PERSONS ARRESTED -----	36
	36a-36e
SEVEN MAJOR CRIMES - MONTHLY CRIME COMPARISON -----	37
SEVEN MAJOR CRIMES - YEAR TO DATE CRIME COMPARISON -----	38
SEVEN MAJOR CRIMES ARREST MONTHLY AND YEAR TO DATE COMPARISON -----	39
CLEAR-UP RATE COMPARISON -----	40

**OCTOBER 2017**  
**U.C.R. COMPARATIVE CRIME REPORT**  
**SUPPORT SERVICES DIVISION**  
**RECORDS SECTION**

	OCTOBER 2017		OCTOBER 2016		COMPARATIVE ACTUAL	% CHANGE ACTUAL	COMPARATIVE CLEARED	% CHANGE CLEARED
	ACTUAL	CLEARED	ACTUAL	CLEARED				
MURDER	12	8	6	6	6	100%	2	33%
RAPE	22	1	5	3	17	340%	-2	-67%
ROBBERY	150	24	172	30	-22	-13%	-6	-20%
AGG. ASSAULT	216	88	232	134	-16	-7%	-46	-34%
BURGLARY - RESIDENCE	262		281		-19	-7%		
BURGLARY - NON-RESIDENCE	49	29	76	21	-27	-36%	8	38%
LARCENY - \$200 AND OVER	362		336		26	8%		
LARCENY - \$50 TO \$199	80	156	93	188	-13	-14%	-32	-17%
LARCENY - UNDER \$50	1,119		1,157		-38	-3%		
AUTO THEFT	324	35	359	32	-35	-10%	3	9%
<b>TOTAL</b>	<b>2,596</b>		<b>2,717</b>		<b>-121</b>	<b>-4%</b>		
<b>AUTOS RECOVERED</b>	<b>36</b>		<b>68</b>		<b>-32</b>	<b>-47%</b>		

	2017		2016		COMPARATIVE ACTUAL	% CHANGE ACTUAL	COMPARATIVE CLEARED	% CHANGE CLEARED
	ACTUAL	CLEARED	ACTUAL	CLEARED				
MURDER	69	68	91	67	-22	-24%	1	1%
RAPE	215	48	111	46	104	94%	2	4%
ROBBERY	1,188	274	1,769	395	-581	-33%	-121	-31%
AGG. ASSAULT	2,318	1,394	2,391	1,234	-73	-3%	160	13%
BURGLARY - RESIDENCE	2,142		2,866		-724	-25%		
BURGLARY - NON-RESIDENCE	626	212	800	297	-174	-22%	-85	-29%
LARCENY - \$200 AND OVER	2,779		2,641		138	5%		
LARCENY - \$50 TO \$199	729	1,731	699	1,996	30	4%	-265	-13%
LARCENY - UNDER \$50	9,717		10,254		-537	-5%		
AUTO THEFT	2,662	218	3,411	292	-749	-22%	-74	-25%
<b>TOTAL</b>	<b>22,445</b>		<b>25,033</b>		<b>-2,588</b>	<b>-10%</b>		
<b>AUTOS RECOVERED</b>	<b>663</b>		<b>799</b>		<b>-136</b>	<b>-17%</b>		

**RETURN A - MONTHLY RETURN OF OFFENSES KNOWN TO THE POLICE**

1-720b (Rev. 8-30-94)  
OMB No. 1110-0001

This report is authorized by law Title 28, Section 534, U.S. Code. While you are not required to respond, your cooperation in forwarding this report by the 7th day after the close of the month to Uniform Crime Reports, Federal Bureau of Investigation, Washington, D.C. 20535, will assist in compiling comprehensive, accurate national crime figures on a timely basis

1	2	3	4	5	6
CLASSIFICATION OF OFFENSES	OFFENSES REPORTED OR KNOWN TO POLICE (INCLUDE "UNFOUNDED" AND ATTEMPTS)	UNFOUNDED, I.E., FALSE OR BASELESS COMPLAINTS	NUMBER OF ACTUAL OFFENSES (COLUMN 2 MINUS COLUMN 3) INCLUDE ATTEMPTS	TOTAL OFFENSES CLEARED BY ARREST OR EXCEPTIONAL MEANS (INCLUDES COL. 6)	NUMBER OF CLEARANCES INVOLVING ONLY PERSONS UNDER 18 YEARS OF AGE
1. CRIMINAL HOMICIDE					
a. MURDER AND NONNEGLIGENT HOMICIDE	11	12	0	12	8
b. MANSLAUGHTER BY NEGLIGENCE	12	1	0	1	1
2. FORCIBLE RAPE TOTAL	20	24	2	22	1
a. Rape by Force	21	23	2	21	1
b. Attempts to commit Forcible Rape	22	1	0	1	0
3. ROBBERY TOTAL	30	151	1	150	24
a. Firearm	31	97	1	96	20
b. Knife or Cutting Instrument	32	3	0	3	1
c. Other Dangerous Weapon	33	7	0	7	0
d. Strong-Arm (Hands, Fists, Feet, etc.)	34	44	0	44	3
4. ASSAULT TOTAL	40	651	13	638	309
a. Firearm	41	106	2	104	33
b. Knife or cutting instrument	42	36	1	35	25
c. Other Dangerous Weapon	43	60	1	59	26
d. Strong-Arm	44	18	0	18	4
e. Other Assaults - Simple, Not Aggravated	45	431	9	422	221
5. BURGLARY TOTAL	50	312	1	311	29
a. Forcible Entry	51	212	0	212	17
b. Unlawful Entry - No Force	52	80	0	80	11
c. Attempted Forcible Entry	53	20	1	19	1
6. LARCENY THEFT TOTAL (except Motor Vehicle Theft)	60	1,594	33	1,561	156
7. MOTOR VEHICLE THEFT TOTAL	70	336	12	324	35
a. Autos	71	311	12	299	30
b. Trucks and Buses	72	12	0	12	1
c. Other Vehicles	73	13	0	13	4
GRAND TOTAL	77	3,081	62	3,019	563

CHECKING ANY OF THE APPROPRIATE BLOCKS BELOW WILL ELIMINATE YOUR NEED TO SUBMIT REPORTS WHEN THE VALUES ARE ZERO. THIS WILL ALSO AID THE NATIONAL PROGRAM IN ITS QUALITY CONTROL EFFORTS.

NO SUPPLEMENTARY HOMICIDE REPORT SUBMITTED SINCE NO MURDERS, JUSTIFIABLE HOMICIDES, OR MANSLAUGHTER BY NEGLIGENCE OCCURRED IN THIS JURISDICTION DURING THE MONTH.

NO SUPPLEMENT TO RETURN A REPORT SINCE NO CRIME OFFENSES OR RECOVERY OF PROPERTY REPORTED DURING THE MONTH.

NO LAW ENFORCEMENT OFFICERS KILLED OR ASSAULTED REPORT SINCE NONE OF THE OFFICERS WERE ASSAULTED OR KILLED DURING THE MONTH.

NO AGE, SEX, AND RACE OF PERSONS ARRESTED UNDER 18 YEARS OF AGE REPORT SINCE NO ARRESTS OF PERSONS WITHIN THIS AGE GROUP.

NO AGE, SEX, AND RACE OF PERSONS ARRESTED 18 YEARS OF AGE AND OVER REPORT SINCE NO ARRESTS OF PERSONS WITHIN THIS AGE GROUP.

NO MONTHLY RETURN OF ARSON OFFENSES KNOWN TO LAW ENFORCEMENT REPORT SINCE NO ARSONS OCCURRED.

DO NOT USE THIS SPACE

	INITIALS
RECORDED	
EDITED	
ENTERED	
ADJUSTED	
COPIES	

\* TOTALS INCLUDE PREVIOUS OFFENSES

OCTOBER 2017

Month and Year of Report

GAAPD 0000

Agency Identifier

NOVEMBER 20, 2017

Date

ATLANTA POLICE DEPARTMENT - GEORGIA

Agency and State

*W. Shields*  
Prepared By  
**W. SHIELDS**  
LIEUTENANT  
Title  
CHIEF  
Chief, Commissioner, Sheriff, or Superintendent

**PROPERTY STOLEN BY CLASSIFICATION**

CLASSIFICATION		Number of Actual (Column 4)	Offenses Return A)	Monetary Value of Property Stolen
1.	MURDER AND NONNEGLIGENT MANSLAUGHTER	12	12	\$ 0.00
2.	FORCIBLE RAPE	20	22	\$ 0.00
3.	ROBBERY			
(a)	HIGHWAY (streets, alleys, etc.)	31	96	16,081.00
(b)	COMMERCIAL HOUSE (except c. d. and f)	32	17	6,731.00
(c)	GAS OR SERVICE STATION	33	3	1.00
(d)	CONVENIENCE STORE	34	3	4,006.00
(e)	RESIDENCE (anywhere on premises)	35	16	4,557.00
(f)	BANK	36	3	2,119.00
(g)	MISCELLANEOUS	37	12	987.00
	<b>TOTAL ROBBERY</b>	<b>30</b>	<b>150</b>	<b>\$ 34,482.00</b>
5.	BURGLARY - BREAKING OR ENTERING			
(a)	RESIDENCE (dwelling)			
(1)	NIGHT (6 p.m. - 6 a.m.)	51	88	65,158.00
(2)	DAY (6 a.m. - 6 p.m.)	52	174	112,043.00
(3)	UNKNOWN	53	0	0.00
(b)	NON-RESIDENCE (store, office, etc.)			
(1)	NIGHT (6 p.m. - 6 a.m.)	54	32	22,863.00
(2)	DAY (6 a.m. - 6 p.m.)	55	17	19,719.00
(3)	UNKNOWN	56	0	0.00
	<b>TOTAL BURGLARY</b>	<b>50</b>	<b>311</b>	<b>\$ 219,783.00</b>
6.	LARCENY - THEFT (Except Motor Vehicle Theft)			
(a)	\$200 AND OVER	61	362	799,431.00
(b)	\$50 TO \$200	62	80	8,920.00
(c)	UNDER \$50	63	1,119	3,021.00
	<b>TOTAL LARCENY (Same as Item 6X)</b>	<b>60</b>	<b>1,561</b>	<b>\$ 811,372.00</b>
7.	MOTOR VEHICLE THEFT (Include Alleged Joy Ride)	70	324	\$ 405,645.00
	<b>GRAND TOTAL - ALL ITEMS</b>	<b>77</b>		<b>\$ 1,471,282.00</b>
<b>ADDITIONAL ANALYSIS OF LARCENY AND MOTOR VEHICLE THEFT</b>				
6X.	NATURE OF LARCENIES UNDER ITEM 6			
(a)	POCKET-PICKING	61	8	221.00
(b)	PURSE SNATCHING	62	38	9,807.00
(c)	SHOPLIFTING	63	181	18,863.00
(d)	FROM MOTOR VEHICLES (except e)	64	923	559,180.00
(e)	MOTOR VEHICLE PARTS AND ACCESSORIES	65	65	10,825.00
(f)	BICYCLES	66	25	3,062.00
(g)	FROM BUILDING (except c and h)	67	117	82,332.00
(h)	FROM ANY COIN-OPERATED MACHINES (parking meters, etc.)	68	1	0.00
(i)	ALL OTHER	69	203	127,082.00
	<b>TOTAL LARCENIES (Same as Item 6)</b>	<b>60</b>	<b>1,561</b>	<b>\$ 811,372.00</b>
7X.	MOTOR VEHICLES RECOVERED			
(a)	STOLEN LOCALLY AND RECOVERED LOCALLY	91	17	
(b)	STOLEN LOCALLY AND RECOVERED BY OTHER JURISDICTIONS	92	19	
(c)	TOTAL LOCALLY STOLEN MOTOR VEHICLES RECOVERED (a & b)	93	36	
(d)	STOLEN IN OTHER JURISDICTIONS AND RECOVERED LOCALLY	90	N/A	

SUPPLEMENT TO RETURN A  
MONTHLY RETURN OF OFFENSES KNOWN TO THE POLICE

1-706 (Rev.8-30-94)  
Form Approved  
OMB No. 1110-0007

This report is authorized by law, Title 28, Section 534, U. S. Code. While you are not required to respond, your cooperation in submitting this report with the Return A will assist the FBI in compiling comprehensive, accurate figures on a timely basis.

This form deals with the nature of crime and the monetary value of property stolen and recovered. The total offenses recorded on the form should be the same as the number of actual offenses listed in Column 4 of the Return A for each crime class. Include attempted crimes on this form, but do not include unfounded offenses. If you cannot complete the report in all areas, please record as much information as is available. Tally sheets will be sent upon request.

PROPERTY BY TYPE AND VALUE

Type of Property (1)	Data Entry	Monetary Value of Property Stolen in Your Jurisdiction	
		Stolen (2)	Recovered (3)
(A) Currency, Notes, Etc.	01	\$ 140,208.00	\$ 0.00
(B) Jewelry and Precious Metals	02	217,142.00	0.00
(C) Clothing and Furs	03	77,873.00	0.00
(D) Locally Stolen Motor Vehicles	04	405,645.00	29,031.00
(E) Office Equipment	05	2,462.00	0.00
(F) Televisions, Radios, Stereos, Etc.	06	263,993.00	0.00
(G) Firearms	07	18,189.00	0.00
(H) Household Goods	08	20,616.00	0.00
(I) Consumable Goods	09	583.00	0.00
(J) Livestock	10	0.00	0.00
(K) Miscellaneous	11	324,571.00	5.00
<b>TOTAL</b>	<b>00</b>	<b>\$ 1,471,282.00</b>	<b>\$ 29,036.00</b>

The total of this column should agree with the Grand Total (DATA ENTRY 77) shown on page 2.

Include in this column all property recovered even though stolen in prior months. The above is an accounting for only that property stolen in your jurisdiction. This will include property recovered for you by other jurisdictions, but not property you recover for them.

NOVEMBER 14, 2017  
DATE

*[Signature]*  
PREPARED BY

LIEUTENANT  
TITLE

*[Signature]*  
CHIEF  
CHIEF, COMMISSIONER, SHERIFF OR SUPERINTENDENT

OCTOBER 2017  
Month and Year of Report

GAAPD 0000  
Agency Identifier

ATLANTA POLICE DEPARTMENT - GEORGIA  
Agency and State

**LAW ENFORCEMENT OFFICERS KILLED OR ASSAULTED**

It is requested this report be completed and transmitted with monthly crime reports to: Director, Federal Bureau of Investigation, Uniform Crime Reports, Washington, D. C. 20535. This form should be used to report the number of your officers who were assaulted or killed in the line of duty during the month. Additional information concerning officers killed will be requested by a separate questionnaire.

**OFFICERS KILLED**

Number of your law enforcement officers killed in the line of duty this month.

By felonious act

0

By accident or negligence

0

Officers Assaulted (Do not include officers killed) - See other side for instructions.

Type of Activity	Total Assaults by Weapon A	Type of Weapon				Two-Officer Vehicle F	Type of Assignment						Police Assaults Cleared M
		Firearm B	Knife or Other Cutting Instrument C	Other Other Dangerous Weapon D	Hands, Fists, Feet, etc. E		One-Officer Vehicle		Detective or Special Assign.		Other		
							Alone G	As-sisted H	Alone I	As-sisted J	Alone K	As-sisted L	
1. Responding to "Disturbance" calls (family quarrels, man with gun, etc.)	0												
2. Burglaries in progress or pursuing burglary suspects	0												
3. Robberies in progress or pursuing robbery suspects	0												
4. Attempting other arrests	0												
5. Civil disorder (riot, mass disobedience)	0												
6. Handling, transporting, custody of prisoners	5				5		1	4					5
7. Investigating suspicious persons or circumstances	0												
8. Ambush - no warning	0												
9. Mentally deranged	0												
10. Traffic pursuits and stops	0												
11. All Other	1				1		1						1
<b>12. TOTAL (1-11)</b>	<b>6</b>	<b>0</b>	<b>0</b>	<b>0</b>	<b>6</b>	<b>0</b>	<b>2</b>	<b>4</b>	<b>0</b>	<b>0</b>	<b>0</b>	<b>0</b>	<b>6</b>
13. Number with personal injury	2				2	<b>DO NOT WRITE HERE</b>							
14. Number without personal injury	4				4								
15. Time of assaults													
AM		2			2								
PM	1												1

12:01 2:00 4:00 6:00 8:00 10:00 12:00

<b>DO NOT WRITE HERE</b>	
Recorded	Initials
Edited	
Punched	
Verified	
Adjusted	
DOJ/FBI	

OCTOBER 2017

Month and Year

GAAPD 0000

Agency Identifier

*L. J. JAMES*  
Prepared By  
*L. J. JAMES*

LIEUTENANT

Title

ATLANTA POLICE DEPARTMENT

Agency

GEORGIA

State

CHIEF

Chief, Sheriff, Commissioner, Superintendent

MONTHLY RETURN OF ARSON OFFENSES KNOWN TO LAW ENFORCEMENT

This report is authorized by law Title 28, Section 534, United States Code, and the enactment of the fiscal year 1979, Department of Justice Authorization Bill S. 3151. While you are not required to respond, your cooperation in using this form to report all incidents of arson which become known to your department during the month will assist the FBI in compiling comprehensive, accurate data on a timely basis. Instructions appear on reverse side.

DO-73 (2-11-82)  
Form Approved  
OMB No. 1110-0008

1 PROPERTY CLASSIFICATION	2 Offenses Reported or Known to Police (Include Unfounded and Attempts)	3 Unfounded, i.e. False or Baseless Complaints	4 Number of Actual Offenses (Column 2 Minus Column 3 (Include Attempts))	5 Total Offenses Cleared by Arrest or Exceptional Means (Include Column 6)	6 Number of Clearances Involving Only Persons Under 18 Years of Age	7 Offenses Where Structures Uninhabited, Abandoned, or not Normally in Use	8 Estimated Value of Property Damage
<b>STRUCTURAL</b>							
A. Single Occupancy Residential: Houses, Townhouses, Duplexes, etc.	8	7	1				\$ 1,500.
B. Other Residential: Apartments, Tenements, Flats, Hotels, Motels, Inns, Dormitories, Boarding Houses, etc.	6	4	2				\$ 1,200.
C. Storage: Barns, Garages, Warehouses, etc.	1	1					\$
D. Industrial/Manufacturing							\$
E. Other Commercial: Stores, Restaurants, Offices, etc.	1		1	1			\$ 100.
F. Community/Public: Churches, Jails, Schools, Colleges, Hospitals, etc.							\$
G. All Other Structure: Out Buildings, Monuments, Buildings Under Construction, etc.	2	2					\$
TOTAL STRUCTURE	18	14	4	1			\$ 2,800.
H. Motor Vehicles: Automobiles, Trucks, Buses, Motorcycles, etc.:	1		1				\$ 10,000.
I. Other Mobile Property: Trailers, Recreational Vehicles, Airplanes, Boats, etc.							\$
TOTAL MOBILE	1	1	1				\$ 10,000.
J. TOTAL OTHER Crops, Timber, Fences, Signs, etc.	1						\$
GRAND TOTAL	20	15	5	1			\$ 12,800.

DO NOT WRITE HERE	
Recorded	
Edited	
Entered	
Adjusted	
Corres.	

Agency Identifier GAAPD 0000 Month OCTOBER 2017  
 Agency ATLANTA POLICE DEPARTMENT State GEORGIA  
 Prepared by L. V. GIBBONS LIEUTENANT  
CHIEF  
 Chief, Commissioner, Sheriff, or Superintendent



AGENCY IDENTIFIER GAAPD 0000 REPORTING PERIOD OCTOBER 2017

AGENCY NAME ATLANTA POLICE DEPARTMENT

**POLICE DISPOSITION OF JUVENILES**

**-Not to include neglect or traffic cases-**

1. Handled within Department and released. (Warning, released to parents, etc.)	_____
2. Referred to juvenile court or probation department.	_____ 79 _____
3. Referred to welfare agency.	_____
4. Referred to other police agency.	_____
5. Referred to criminal or adult court.	_____
TOTAL	_____ 79 _____

NOVEMBER 13, 2017  
DATE

Lt [Signature] LIEUTENANT  
PREPARED BY TITLE

[Signature] CHIEF  
APPROVED BY TITLE

**GCIC USE ONLY**

Recorded	_____
Reviewed	_____
Punched	_____
Verified	_____

RETURN TO  
Georgia Crime Information Center/Uniform Crime Reporting  
P. O. Box 1456  
Atlanta, Georgia 30301

Return on or before the 7th of the following month

GCIC/UCR-012 (9/74)

PAGE 1 OF 3  
SUPPLEMENTARY HOMICIDE REPORT

This report is authorized by law Title 28, Section 534, United States Code. While you are not required to respond, your cooperation in using this form to list data pertaining to all homicides reported on your Return A will assist the FBI in compiling comprehensive, accurate data regarding this important classification on a timely basis.

Ia. Murder and Nonnegligent Manslaughter

List below specific information for all offenses shown in item Ia of the monthly Return A. In addition, list all justifiable killings of felons by a citizen or by a peace officer in the line of duty. A brief explanation in the circumstances column regarding unfounded homicide offenses will aid the national Uniform Crime Reporting Program in editing the reports.

Incident	Situation*	Victim **			Offender**			Data Code		Weapon Used (Handgun, Rifle, Shotgun, Club, Poison, etc.)	Relationship of Victim to Offender (Husband, Wife, Son, Father, Acquaintance, Neighbor, Stranger, etc.)	Circumstances (Victim shot by robber, robbery victim shot robber, killed by patron during barroom brawl, etc.)
		Age	Sex	Race	Ethnicity	Age	Sex	Race	Ethnicity			
	C	25	M	B	N	32	M	B	N	HANDGUN	STRANGER	OTHER ARGUMENTS
	B	56	M	B	N	29	M	B	N	HANDGUN	STRANGER	OTHER ARGUMENTS
	B	32	M	B	N					HANDGUN	UNKNOWN	OTHER
	D	01	M	B	N	24	F	B	N	FIRE	SON	OTHER - SENSELESS KILLING
	D	02	M	B	N					FIRE	SON	OTHER - SENSELESS KILLING
	A	29	M	B	N	32	M	B	N	HANDGUN - 40 CAL.	ACQUAINTANCE	OTHER ARGUMENTS
	B	27	M	B	N					HANDGUN	UNKNOWN	OTHER
	B	22	M	B	N					HANDGUN	UNKNOWN	OTHER
	A	26	M	B	N	24	M	B	N	HANDGUN - 9 MM	STRANGER	OTHER ARGUMENTS

\*\* - See reverse side for explanation

DO NOT WRITE HERE				
Recorded		Edited		Punched
Verified		Adjusted		

OCTOBER 2017  
Month and Year

GAAPD 0000  
Agency Identifier

GEORGIA  
State

Prepared By  
*W. J. ...*

LIEUTENANT  
Title

CHIEF  
Chief, Sheriff, Commissioner, Superintendent

ATLANTA POLICE DEPARTMENT  
Agency

SSD/11-14-17

PAGE 2 OF 3  
SUPPLEMENTARY HOMICIDE REPORT

This report is authorized by law Title 28, Section 534, United States Code. While you are not required to respond, your cooperation in using this form to list data pertaining to all homicides reported on your Return A will assist the FBI in compiling comprehensive, accurate data regarding this important classification on a timely basis.

Ia. Murder and Nonnegligent Manslaughter

List below specific information for all offenses shown in item Ia of the monthly Return A. In addition, list all justifiable killings of felons by a citizen or by a peace officer in the line of duty. A brief explanation in the circumstances column regarding unfounded homicide offenses will aid the national Uniform Crime Reporting Program in editing the reports.

Incident	Situation*	Victim **			Offender**			Data Code		Weapon Used (Handgun, Rifle, Shotgun, Club, Poison, etc.)	Relationship of Victim to Offender (Husband, Wife, Son, Father, Acquaintance, Neighbor, Stranger, etc.)	Circumstances (Victim shot by robber, robbery victim shot robber, killed by patron during barroom brawl, etc.)
		Age	Sex	Race	Ethnicity	Age	Sex	Race	Ethnicity			
	C	03	M	B	N	25	F	B	N	BLUNT OBJECT - BAT	OTHER - KNOWN TO VICTIM	CHILD KILLED BY BABYSITTER
	B	57	M	A	N					BLUNT OBJECT - BAT	OTHER - KNOWN TO VICTIM	CHILD KILLED BY BABYSITTER
	B	21	M	B	N					HANDGUN - 9 MM HANDGUN	UNKNOWN UNKNOWN	OTHER OTHER

\*\* - See reverse side for explanation

DO NOT WRITE HERE				
Recorded				
Edited				
Punched				
Verified				
Adjusted				

OCTOBER 2017  
Month and Year

GAAPD 0000  
Agency Identifier

ATLANTA POLICE DEPARTMENT  
Agency

GEORGIA  
State

Prepared By: *[Signature]*  
Title: LIEUTENANT

Chief of Police: *[Signature]*  
Commissioner, Superintendent

SSD/11-14-17



ATLANTA POLICE DEPARTMENT  
AGE, SEX, AND RACE OF PERSONS ARRESTED  
17 YEARS OF AGE AND OVER

CLASSIFICATION OF OFFENSES	SEX	AGE OF PERSON ARRESTED										TOTAL	RACE				ETHNIC																																					
		17	18	19	20	21	22	23	24	29	30		34	35	39	40	44	45	49	50	54	55	59	60	64	65	UP	White	Black	Native Amer.	Asian/Pacific	Whi. Hispanic	Black Hispanic																					
Murder/Nonnegligent	M											2	3															5																										
Manslaughter	F											3						1											4	9																								
Manslaughter by Negligence	M																													0																								
Forcible Rape	F																												0																									
	M		1																							1			5																									
Robbery	F																											0																										
	M	3	4	1					1			1	1											1				27																										
	F	2										1															5																											
Aggravated Assault	M	1	2	2	3	2	1	4	12	12	9	2	9	1	3	3										66																												
	F	1	1	1	1	1	1	5	7	4	2	1	3												25																													
Burglary- Breaking or Entering	M	2	2	1	2	1	3	5	2	2	1	3	4												26																													
	F											1													1																													
Larceny - Theft (except Motor Vehicle Theft)	M	2	1	5	7	1		4	23	9	9	8	11	13	9	1									103																													
Motor Vehicle Theft	F	1	1	3	3	1	1	2	7	5	3	3	3	1	1	1	1								34																													
	M	2	3	3					10	2	1	1	2												24																													
	F	1	1						1		1														4																													
Other Assaults	M	1	1	1	4	5	5	5	24	26	12	9	18	12	10										137																													
	F	4	1	4	4	1	7	4	10	8	12	1	2												63																													
Arson	M								1																1																													
	F																								0																													
Forgery and Counterfeiting	M																								6																													
	F							1																	1																													
Fraud	M					1																			19																													
	F																								13																													
Embezzlement	M	1	2	1	1	1	1	1	2	2	2														11																													
	F	1																							11																													
Stolen Property, Buying, Receiving, Possessing	M					2	1	1	4	1	6	3	5	1	2	2									30																													
	F																								3																													
Vandalism	M	1																							26																													
	F																								7																													
Weapons	M	1	2			1	4	2	9	4	3	3	1	1	1										31																													
	F																								9																													

ATLANTA POLICE DEPARTMENT  
 AGE, SEX, AND RACE OF PERSONS ARRESTED  
 17 YEARS OF AGE AND OVER

MONTH OCTOBER

YEAR 2017

CLASSIFICATION OF OFFENSES	SEX	AGE OF PERSON ARRESTED											TOTAL	RACE				ETHNIC													
		17	18	19	20	21	22	23	24	30	35	40		45	50	55	60	65	White	Black	Native Amer.	Asian/Pacific	Whi. Hispanic	Bk Hispanic							
		17	18	19	20	21	22	23	24	30	35	40		45	50	55	60	65	UP												
16	M																														
	F	1				2	1	1	4	2																7	3			1	
17	M			1																											
	F																														
18	M	4	6	6	6	6	16	21	14	71	52	43	21	18	11	7	1														
	F	0	0	1	4	1	2	1	14	8	3	1	1	2	2	0	0	0													
180	M	0	0	0	0	2	6	3	10	14	10	2	2	2	3	1	1														
	F	0	0	0	0	0	0	0	0	0	0	1	0	0	2	0	0	0													
a	M										3	2	1																		
	F																														
b	M							5	3	8	6	7	2	1	2																
	F											1																			
c	M																														
	F																														
d	M							2	1		2	5	1		1																
	F																														
185	M	4	6	6	6	14	15	11	61	38	33	19	16	8	10	6	1														
	F	0	0	1	4	1	2	1	14	8	2	1	1	0	2	0	0	0													
e	M				1				9	9	10	4	6	2	8	2	1														
	F																														
f	M	4	6	6	5	13	13	11	52	28	22	11	8	6	2	4															
	F			1	4	1	1	1	13	8	1		1																		
g	M																														
	F									1																					
h	M					1				1	1	4	1																		
	F																														
19	M	0	0	0	0	0	0	0	0	0	0	0	0	0	0	0	0														
	F	0	0	0	0	0	0	0	0	0	0	0	0	0	0	0	0	0													
a	M																														
	F																														
b	M																														
	F																														

ATLANTA POLICE DEPARTMENT  
AGE, SEX, AND RACE OF PERSONS ARRESTED  
17 YEARS OF AGE AND OVER

MONTH OCTOBER  
YEAR 2017

CLASSIFICATION OF OFFENSES	SEX	AGE OF PERSON ARRESTED							RACE				ETHNIC													
		17	18	19	20	21	22	23	24	30	35	40	45	50	55	60	65	White	Black	Native Amer.	Asian/Pacific	Whi. Hispanic	Black Hispanic			
All Other Gambling	M																									
	F																									
Offenses Against Family And Children	M	1						2	1	1																
	F	1					1	3	1	1												1				
Driving Under the Influence	M					2	2	3	8	4	7	7	6	2	3											
	F	1				1	1	5	4	1	3	1														
Liquor Laws	M					1	1	2	8	11	12	10	24	26	12	6							18	52		
	F							1	2	1	1	6											13	111		
Drunkennes	M								6	6	8	4	4	1												
	F							1	1	3	1	1											6	35		
Disorderly Conduct	M	1	1			2	3	3	21	9	7	8	12	7	3	2										
	F	1				1	1	4	8	1	5	1	3	3	1								17	100		3
Vagrancy	M					1	1	1	5	7	6	5	2	6	10	3										
	F							1	1	2	1	2	1	1									23	31		1
All Other Offenses (except Traffic)	M	2	2	2	1	4	2	41	32	25	22	26	29	20	12	3										
	F	2	2	1	1	3	8	7	12	3	4	2	5	1									34	237		3
Suspicion	M																									
	F																									
<b>TOTAL</b>		29	35	34	36	45	69	76	357	248	218	137	155	156	119	60	27	1801	226	1561	1	13	0	0	0	0

OCTOBER 2017  
Month and Year of Report

GAAPD 0000  
Agency Identifier

NOVEMBER 14, 2017  
Date

ATLANTA POLICE DEPARTMENT - GEORGIA  
Agency and State

*L. J. ...*  
Prepared By

LIEUTENANT  
Title

*F. ...*  
Chief, Commissioner, Sheriff, or Superintendent

ALABAMA POLICE DEPARTMENT  
 AGE, SEX, AND RACE OF PERSONS ARRESTED  
 16 YEARS OF AGE AND UNDER

MONTH UCLUBEK

YEAR 2017

CLASSIFICATION OF OFFENSES	SEX	AGE					TOTAL	RACE				ETHNIC			
		09	1012	1314	15	16		White	Black	Native Amer.	Asian/Pacific	Whi. Hispanic	Blck Hispanic		
Murder/Nonnegligent Manslaughter	M						0								
	F						0								
Manslaughter by Negligence	M				1		1								
	F						0				1				
Forcible Rape	M			1			2								
	F						0				2				
Robbery	M		1	1	1		4								
	F		1		2		3				7				
Aggravated Assault	M						0								
	F				1		1				1				
Burglary- Breaking or Entering	M					3	3								
	F						0				3				
Larceny - Theft (except Motor Vehicle Theft)	M		2	4	8		20								
	F		1		2		4				24				
Motor Vehicle Theft	M			1	3	4	8								
	F				1	1	2				10				
Other Assaults	M			2	1	2	5								
	F			2		1	3			1	7				
Arson	M						0								
	F						0								
Forgery and Counterfeiting	M						0								
	F						0								
Fraud	M						0								
	F						0								
Embezzlement	M						0								
	F						0								
Stolen Property; Buying, Receiving, Possessing	M		2	1		2	5								
	F						0				5				
Vandalism	M				3	2	5								
	F					1	1				6				
Weapons	M						0								
	F						0								
Prostitution and Commercialized Vice	M						0								
	F						0								



ATLANTA POLICE DEPARTMENT  
 AGE, SEX, AND RACE OF PERSONS ARRESTED  
 16 YEARS OF AGE AND UNDER

MONTH OCTOBER

YEAR 2017

CLASSIFICATION OF OFFENSES	SEX	AGE					RACE				ETHNIC		
		09	1012	1314	15	16	TOTAL	White	Black	Native Amer.	Asian/Pacific	Whi. Hispanic	Blck Hispanic
17 Sex Offenses (except Rape and Prostitution)	M						0						
	F						0						
18 Drug Abuse Violations Grand Total	M	0	0	0	3	1	4						
	F	0	0	0	0	1	1	0	5	0	0	0	0
180 (1) Sale/Manufacturing Subtotal	M	0	0	0	2	0	2						
	F	0	0	0	0	0	0	0	2	0	0	0	0
a Opium or Cocaine and their Derivatives	M						0						
	F						0						
b Marijuana	M				2		2						
	F						0	2					
c Synthetic Narcotics	M						0						
	F						0						
d Other Dangerous Non-Narcotic Drugs	M						0						
	F						0						
185 (2) Possession Subtotal	M	0	0	0	1	1	2						
	F	0	0	0	0	1	1	0	3	0	0	0	0
e Opium or Cocaine and their Derivatives	M						0						
	F						0						
f Marijuana	M				1	1	2						
	F					1	1	0	3				
g Synthetic Narcotics	M						0						
	F						0						
h Other Dangerous Non-Narcotic Drugs	M						0						
	F						0						
19 Gambling Total	M	0	0	0	0	0	0						
	F	0	0	0	0	0	0	0	0	0	0	0	0
a Bookmaking	M						0						
	F						0						
b Numbers and Lottery	M						0						
	F						0						
c All Other Gambling	M						0						
	F						0						
20 Offenses Against Family and Children	M						0						
	F						0						

ATLANTA POLICE DEPARTMENT  
 AGE, SEX, AND RACE OF PERSONS ARRESTED  
 16 YEARS OF AGE AND UNDER

MONTH OCTOBER

YEAR 2017

CLASSIFICATION OF OFFENSES	SEX	AGE						RACE				ETHNIC							
		0 9		10 12		13 14		15		16		TOTAL	White	Black	Native Amer.	Asian/Pacific	Whl. Hispanic	Blck Hispanic	
Driving Under the Influence	M																		
	F																		
Liquor Laws	M																		
	F																		
Drunkenness	M																		
	F																		
Disorderly Conduct	M				2	1													
	F																		
Vagrancy	M																		
	F																		
All Other Offenses (except Traffic)	M																		
	F					1													
Suspicion	M																		
	F																		
Curfew and Loitering	M					1	2												
	F																		
Run-Aways	M																		
	F																		
<b>Total</b>		0	7	15	25	32	79	1	78	0	0	0	0	0	0	0	0	0	0

OCTOBER 2017  
 Month and Year of Report

GAAPD 0000  
 Agency Identifier

NOVEMBER 14, 2017  
 Date

ATLANTA POLICE DEPARTMENT - GEORGIA  
 Agency and State

*L. [Signature]*  
 Prepared By LIEUTENANT

*[Signature]*  
 Chief, Commissioner, Sheriff or Superintendent CHIEF

**UNIFORM CRIME REPORTING**

**LAW ENFORCEMENT  
OPERATIONS  
&  
MANAGEMENT**

**CRIME AREA COMPARISON**

**SUPPORT SERVICES DIVISION  
Information Services Section**

**OCTOBER 2017  
OCTOBER 2016**

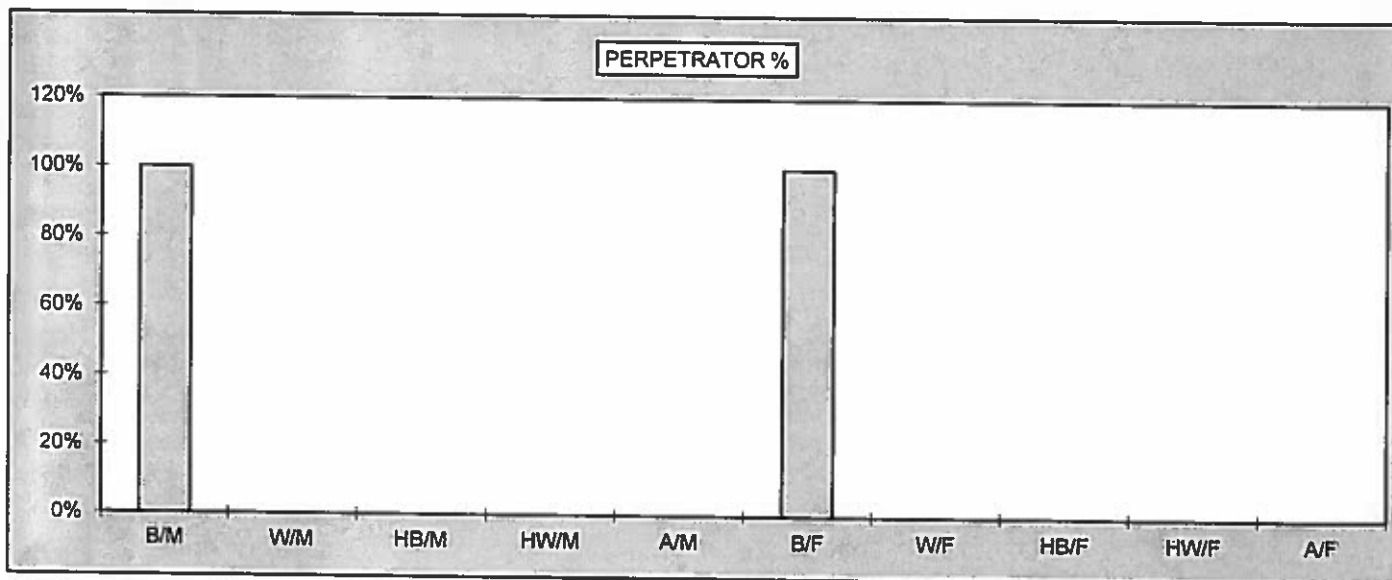
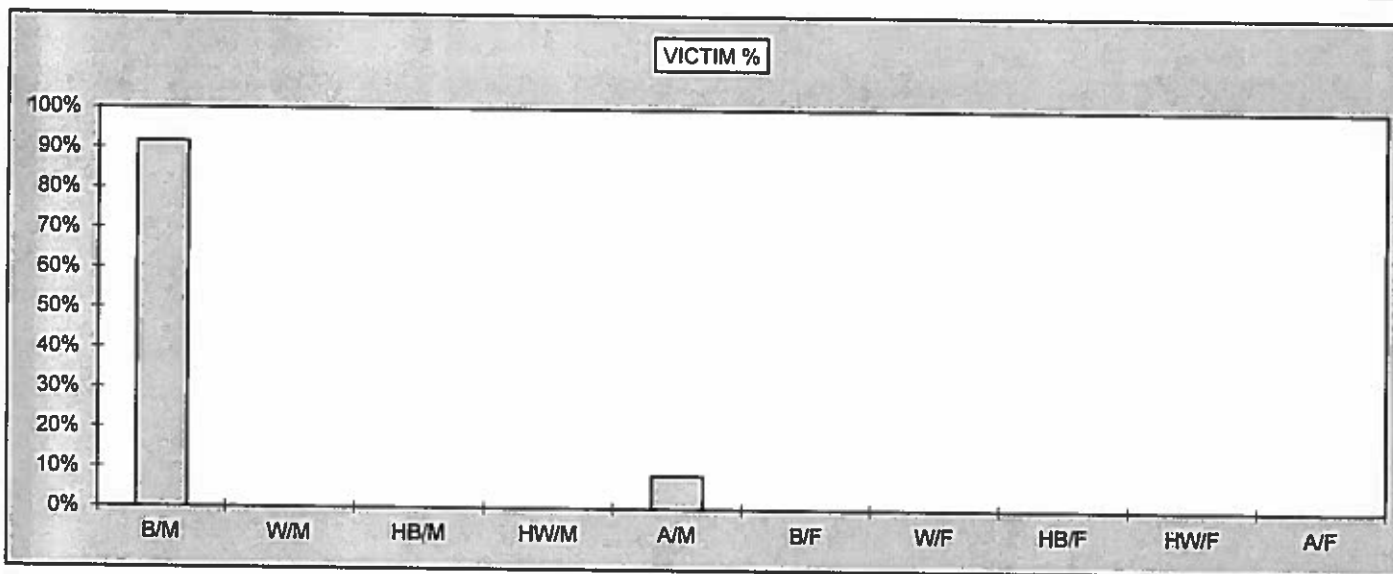
**2017  
OCTOBER HOMICIDE COMPARISON  
BY RACE, SEX, AND ETHNIC ORIGIN**

	VICTIM	PERPETRATOR
B/M	11	3
W/M	0	0
HB/M	0	0
HW/M	0	0
A/M	1	0
<b>TOTAL MALES</b>	<b>12</b>	<b>3</b>
B/F	0	3
W/F	0	0
HB/F	0	0
HW/F	0	0
A/F	0	0
<b>TOTAL FEMALES</b>	<b>0</b>	<b>3</b>
<b>TOTAL</b>	<b>12</b>	<b>6</b>

	VICTIM %	PERPETRATOR %
B/M	92%	100%
W/M	0%	0%
HB/M	0%	0%
HW/M	0%	0%
A/M	8%	0%

B/F	0%	100%
W/F	0%	0%
HB/F	0%	0%
HW/F	0%	0%
A/F	0%	0%

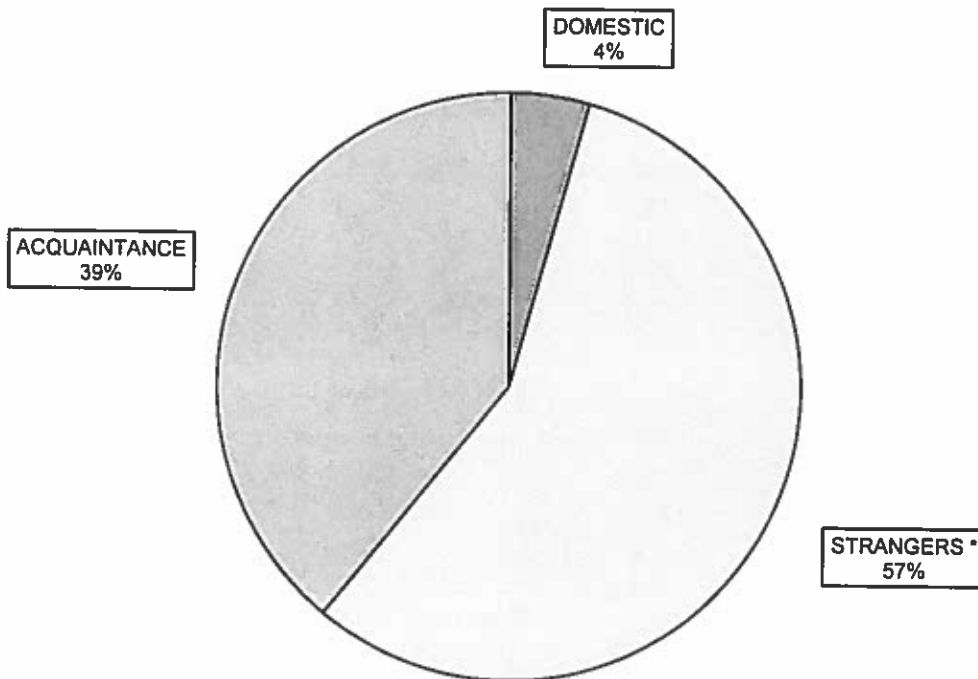
**PERPETRATOR UNKNOWN FOR 6 HOMICIDES**



**2017  
HOMICIDE BREAKDOWN  
YEAR TO DATE**

OCTOBER							
MONTH	ACTUAL	DOMESTIC	%	STRANGERS *	%	ACQUAINTANCE	%
JANUARY	11	1	9%	6	55%	4	36%
FEBRUARY	4	1	25%	2	50%	1	25%
MARCH	2	0	0%	1	50%	1	50%
APRIL	6	0	0%	4	67%	2	33%
MAY	4	1	25%	1	25%	2	50%
JUNE	10	0	0%	4	40%	6	60%
JULY	9	0	0%	7	78%	2	22%
AUGUST	6	0	0%	2	33%	4	67%
SEPTEMBER	5	0	0%	4	80%	1	20%
OCTOBER	12	0	0%	8	67%	4	33%
NOVEMBER							
DECEMBER							
<b>TOTAL</b>	<b>69</b>	<b>3</b>	<b>4%</b>	<b>39</b>	<b>57%</b>	<b>27</b>	<b>39%</b>

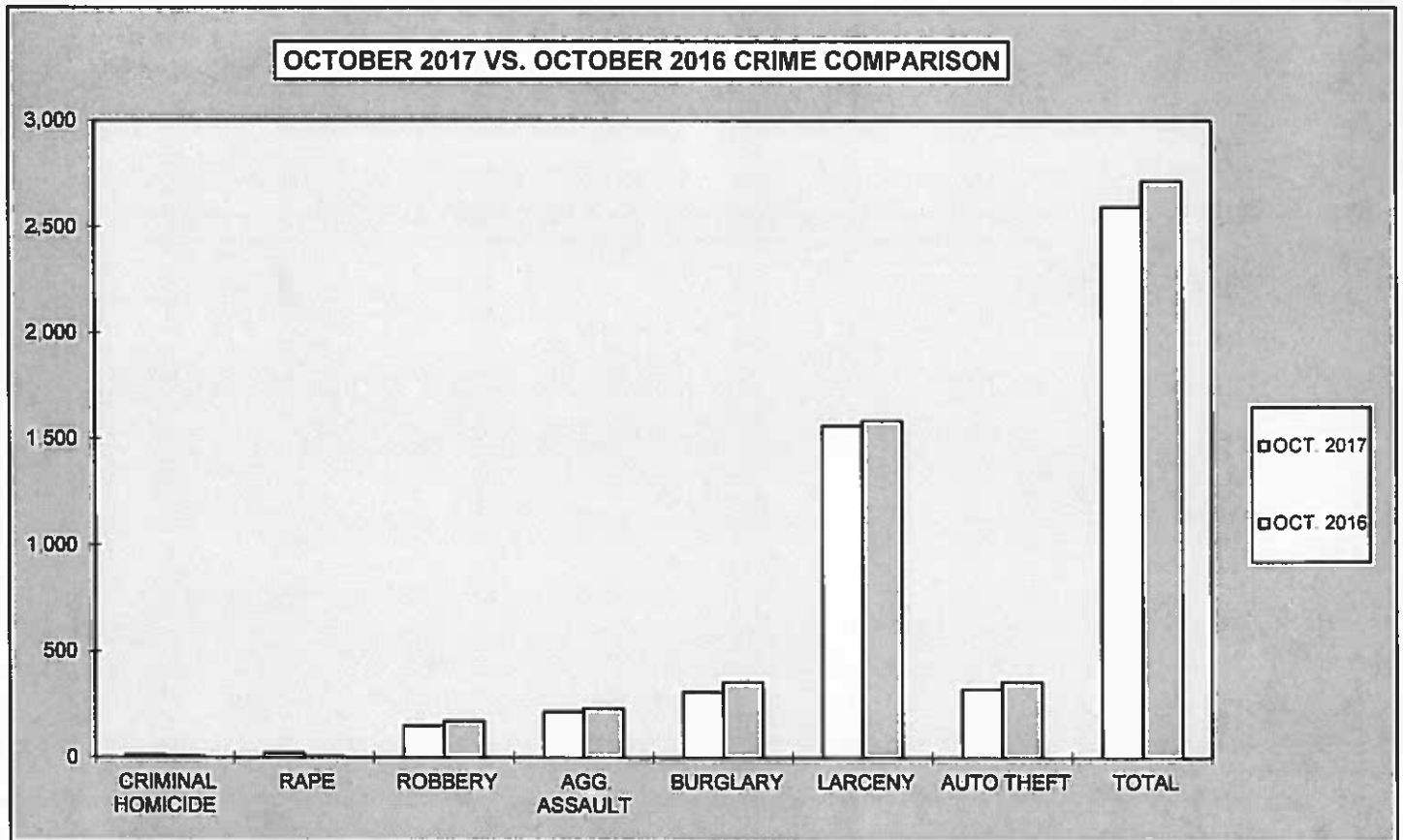
**HOMICIDE BREAKDOWN BY VICTIM/OFFENDER RELATIONSHIP**



\* UNKNOWN INCLUDED IN WITH STRANGERS

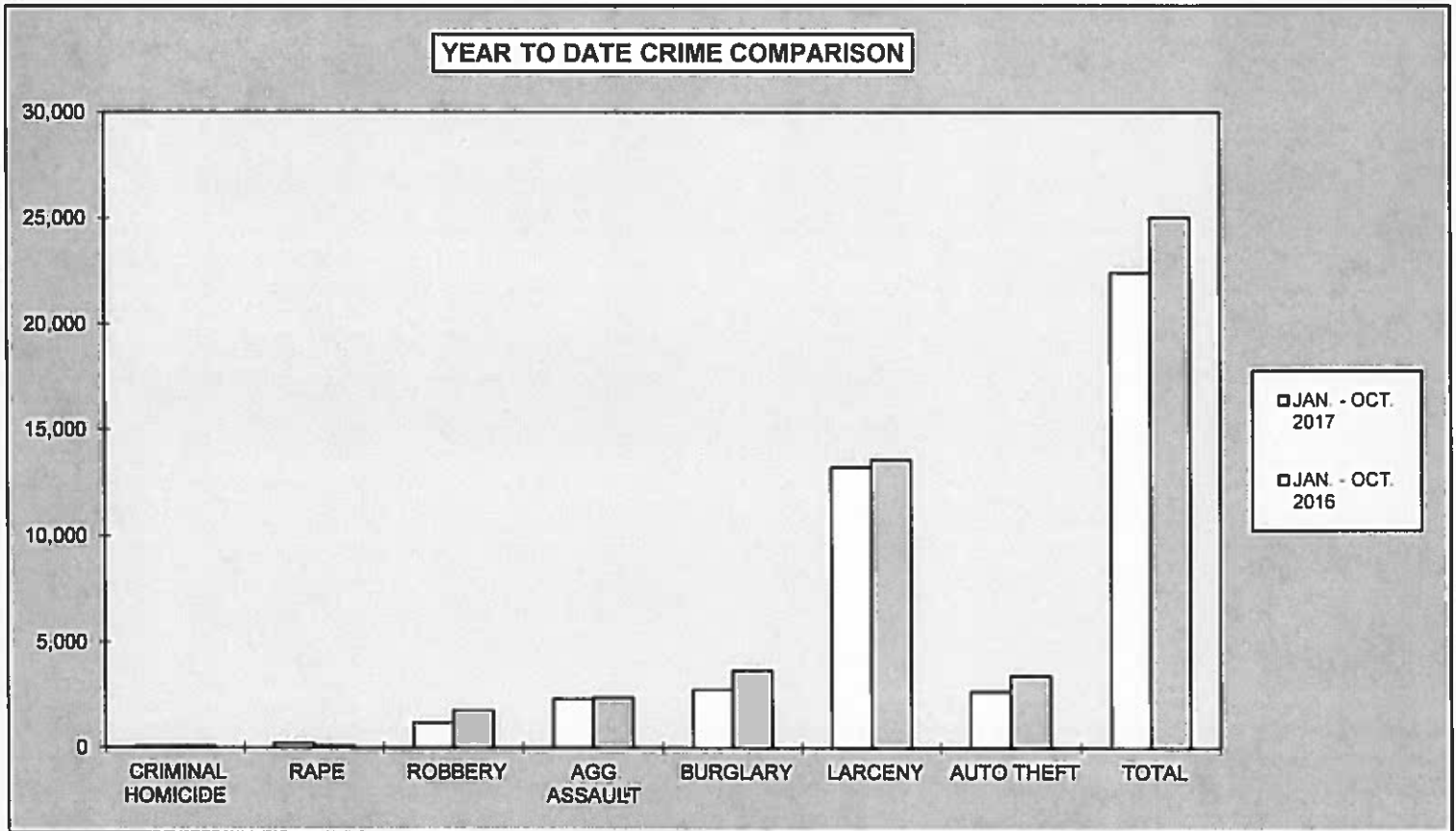
**2017  
MONTHLY CRIME COMPARISON**

CRIME	OCT. 2017	OCT. 2016	# DIFFERENCE	% DIFFERENCE
CRIMINAL HOMICIDE	12	6	6	100%
RAPE	22	5	17	340%
ROBBERY	150	172	-22	-13%
AGG. ASSAULT	216	232	-16	-7%
BURGLARY	311	357	-46	-13%
RESIDENCE	262	281	-19	-7%
NON-RESIDENCE	49	76	-27	-36%
LARCENY	1,561	1,586	-25	-2%
POCKETPICKING	8	6	2	33%
PURSE SNATCHING	38	29	9	31%
SHOPLIFTING	181	212	-31	-15%
FROM MOTOR VEHICLES	923	946	-23	-2%
MOTOR VEH. PARTS/ACCESSORIES	65	80	-15	-19%
BICYCLES	25	30	-5	-17%
FROM BUILDINGS	117	124	-7	-6%
FROM COIN OPERATED MACHINES	1	5	-4	-80%
ALL OTHER	203	154	49	32%
AUTO THEFT	324	359	-35	-10%
<b>TOTAL</b>	<b>2,596</b>	<b>2,717</b>	<b>-121</b>	<b>-4%</b>



**2017  
YEAR TO DATE CRIME COMPARISON**

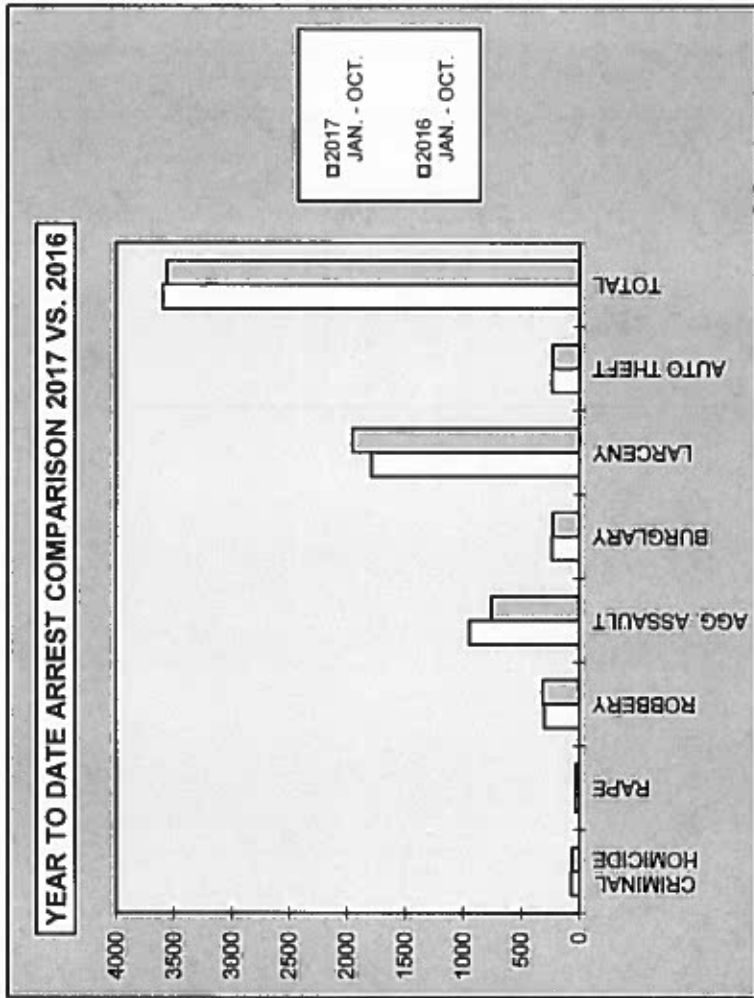
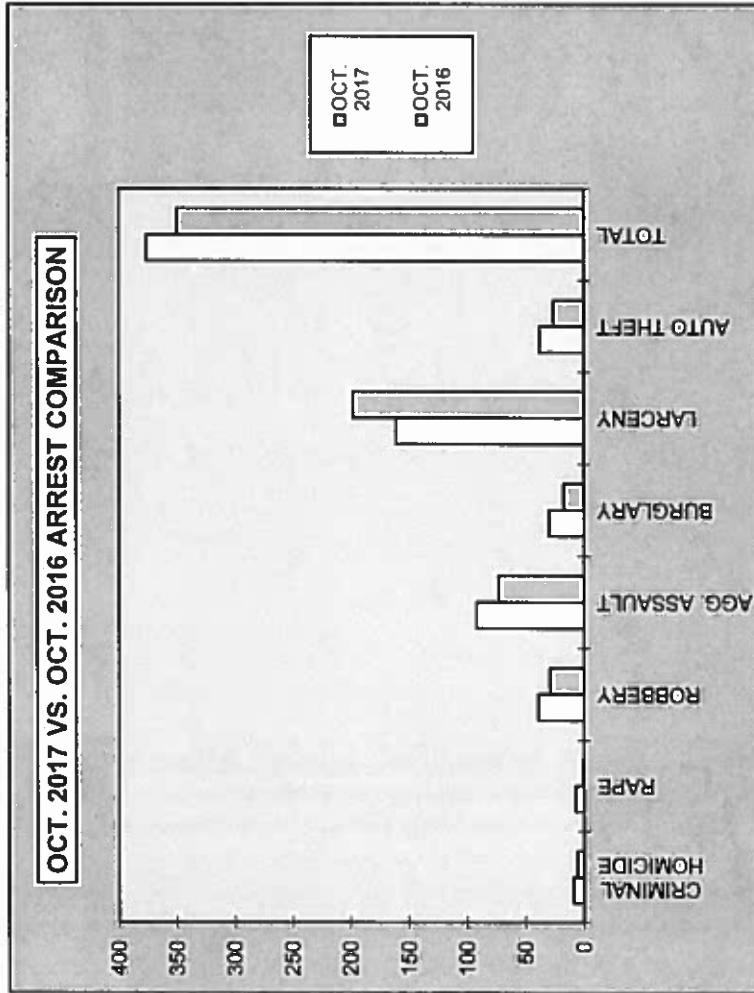
<b>FIRST 10 MONTHS</b>				
<b>CRIME</b>	<b>JAN - OCT. 2017</b>	<b>JAN - OCT. 2016</b>	<b># DIFFERENCE</b>	<b>% DIFFERENCE</b>
CRIMINAL HOMICIDE	69	91	-22	-24%
RAPE	215	111	104	94%
ROBBERY	1,188	1,769	-581	-33%
AGG. ASSAULT	2,318	2,391	-73	-3%
BURGLARY	2,768	3,666	-898	-24%
RESIDENCE	2,142	2,866	-724	-25%
NON-RESIDENCE	626	800	-174	-22%
<b>LARCENY</b>	<b>13,225</b>	<b>13,594</b>	<b>-369</b>	<b>-3%</b>
POCKETPICKING	66	56	10	18%
PURSE SNATCHING	216	244	-28	-11%
SHOPLIFTING	1,952	2,121	-169	-8%
FROM MOTOR VEHICLES	7,124	7,359	-235	-3%
MOTOR VEH. PARTS/ACCESSORIES	688	837	-149	-18%
BICYCLES	221	246	-25	-10%
FROM BUILDINGS	1,131	1,204	-73	-6%
FROM COIN OPERATED MACHINES	15	31	-16	-52%
ALL OTHER	1,812	1,496	316	21%
AUTO THEFT	2,662	3,411	-749	-22%
<b>TOTAL</b>	<b>22,445</b>	<b>25,033</b>	<b>-2,588</b>	<b>-10%</b>



**2017  
ARREST COMPARISON**

OCTOBER ARREST COMPARISON					
CRIME	OCT. 2017	OCT. 2016	# DIFFERENCE	% DIFFERENCE	
CRIMINAL HOMICIDE	9	6	3	50%	
RAPE	7	1	6	600%	
ROBBERY	39	29	10	34%	
AGG. ASSAULT	92	73	19	26%	
BURGLARY	30	17	13	76%	
LARCENY	161	198	-37	-19%	
AUTO THEFT	38	26	12	46%	
<b>TOTAL</b>	<b>376</b>	<b>350</b>	<b>26</b>	<b>7%</b>	

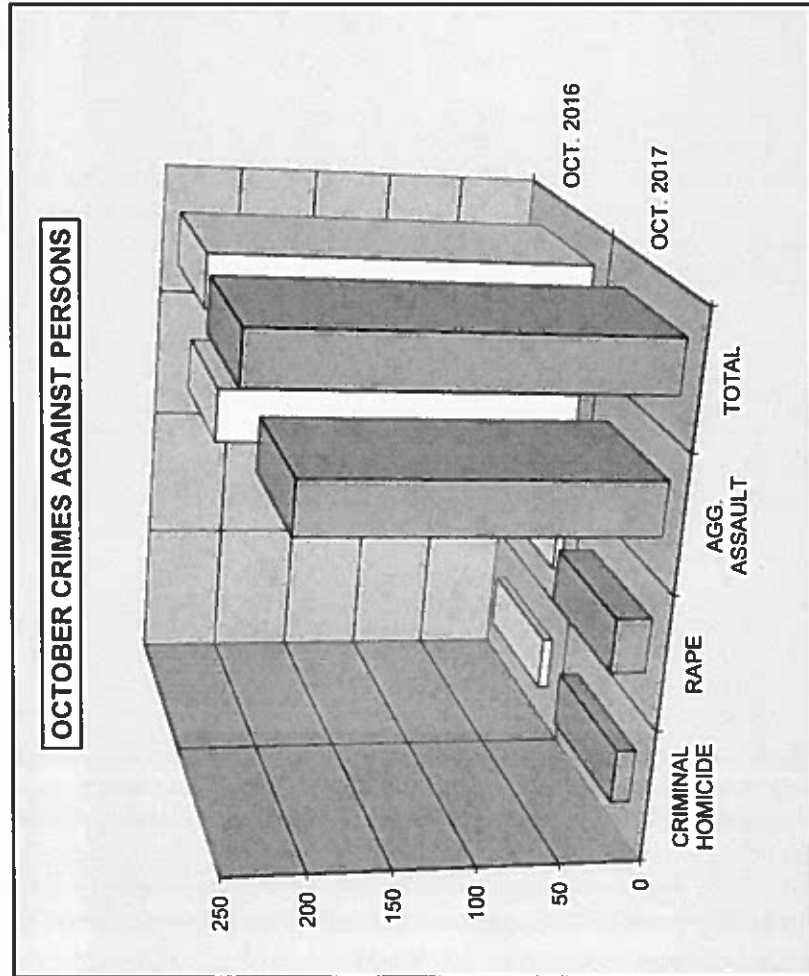
FIRST 10 MONTHS ARREST COMPARISON					
CRIME	2017 JAN. - OCT.	2016 JAN. - OCT.	# DIFFERENCE	% DIFFERENCE	
CRIMINAL HOMICIDE	68	60	8	13%	
RAPE	33	28	5	18%	
ROBBERY	300	311	-11	-4%	
AGG. ASSAULT	941	751	190	25%	
BURGLARY	233	227	6	3%	
LARCENY	1,786	1,950	-164	-8%	
AUTO THEFT	233	230	3	1%	
<b>TOTAL</b>	<b>3,594</b>	<b>3,557</b>	<b>37</b>	<b>1%</b>	



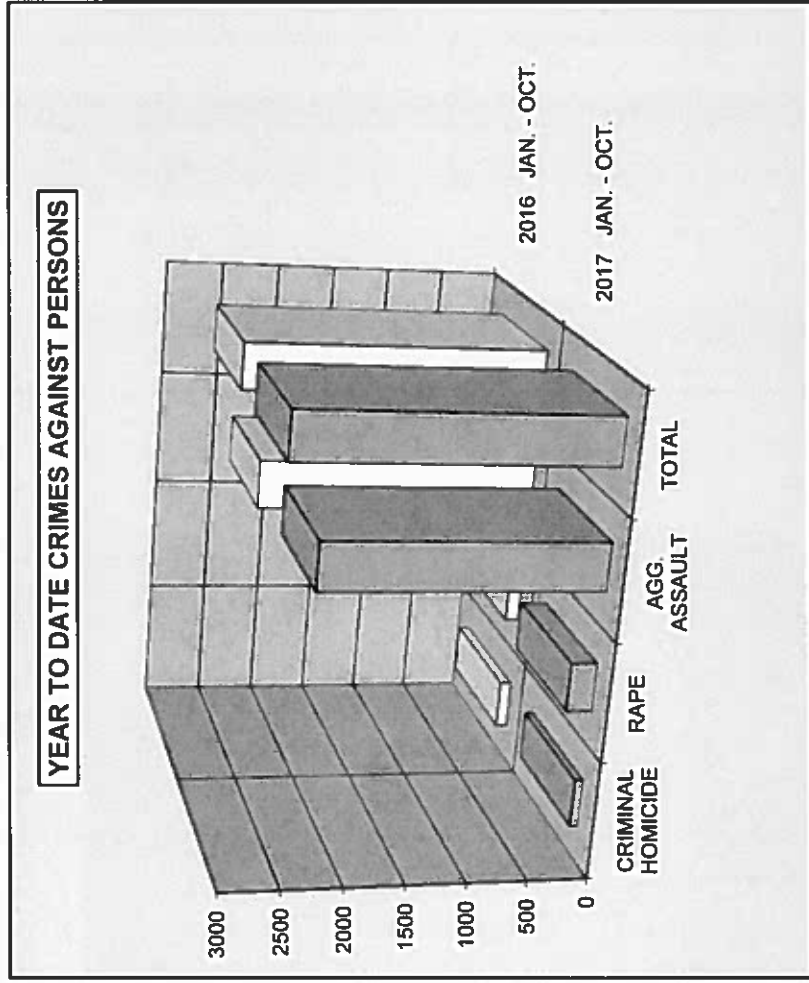


**2017  
CRIME COMPARISON  
CRIMES AGAINST PERSONS**

OCTOBER					
CRIME	OCT. 2017	OCT. 2016	# DIFFERENCE	% DIFFERENCE	%
CRIMINAL HOMICIDE	12	6	6		100%
RAPE	22	5	17		340%
AGG. ASSAULT	216	232	-16		-7%
<b>TOTAL</b>	<b>250</b>	<b>243</b>	<b>7</b>		<b>3%</b>

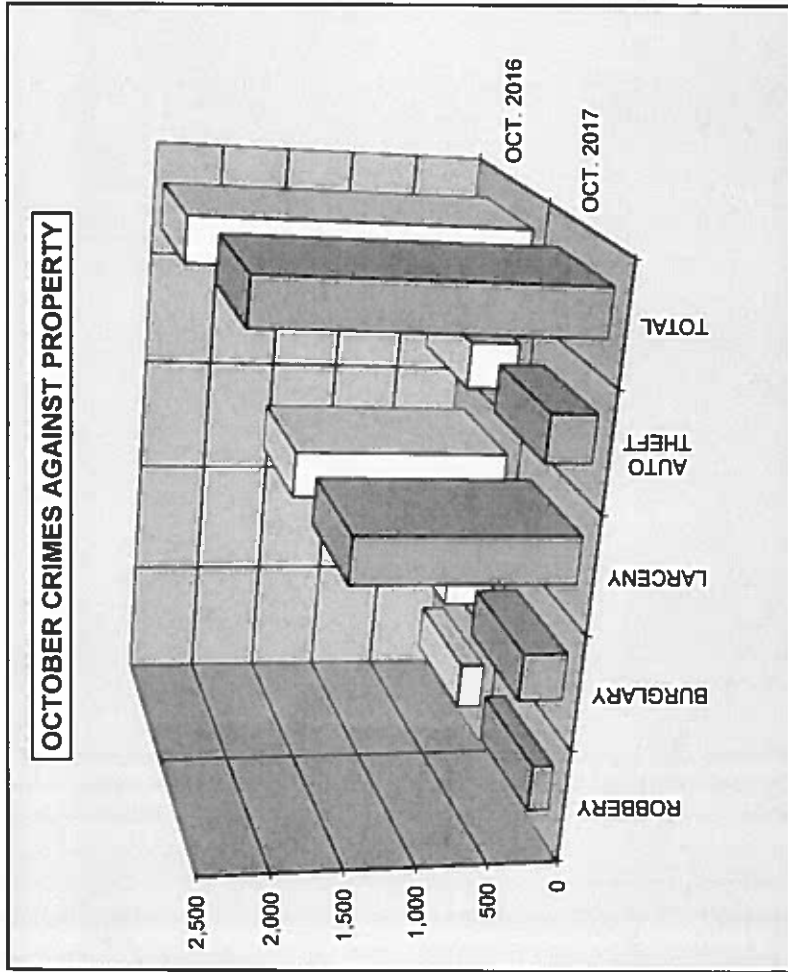


FIRST 10 MONTHS					
CRIME	2017 JAN. - OCT.	2016 JAN. - OCT.	# DIFFERENCE	% DIFFERENCE	%
CRIMINAL HOMICIDE	69	91	-22		-24%
RAPE	215	111	104		94%
AGG. ASSAULT	2,318	2,391	-73		-3%
<b>TOTAL</b>	<b>2,602</b>	<b>2,593</b>	<b>9</b>		<b>0%</b>

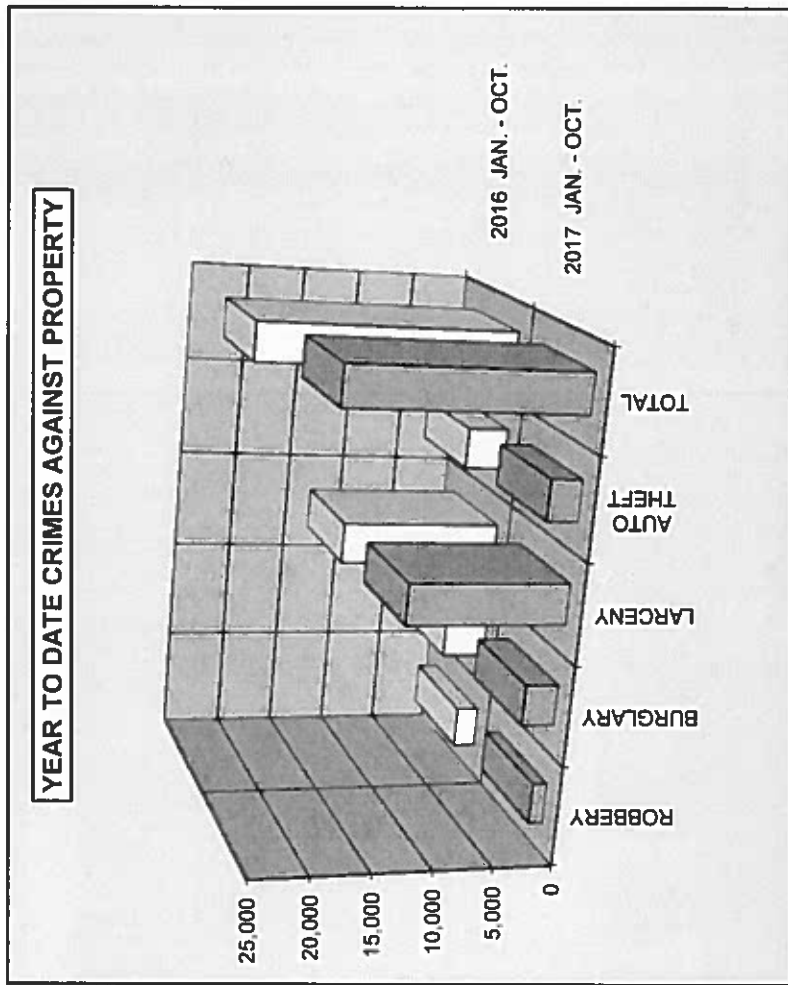


**2017  
CRIME COMPARISON  
CRIMES AGAINST PROPERTY**

<b>OCTOBER</b>					
CRIME	OCT 2017	OCT 2016	# DIFFERENCE	% DIFFERENCE	
ROBBERY	150	172	-22	-13%	
BURGLARY	311	357	-46	-13%	
LARCENY	1,561	1,586	-25	-2%	
AUTO THEFT	324	359	-35	-10%	
<b>TOTAL</b>	<b>2,346</b>	<b>2,474</b>	<b>-128</b>	<b>-5%</b>	

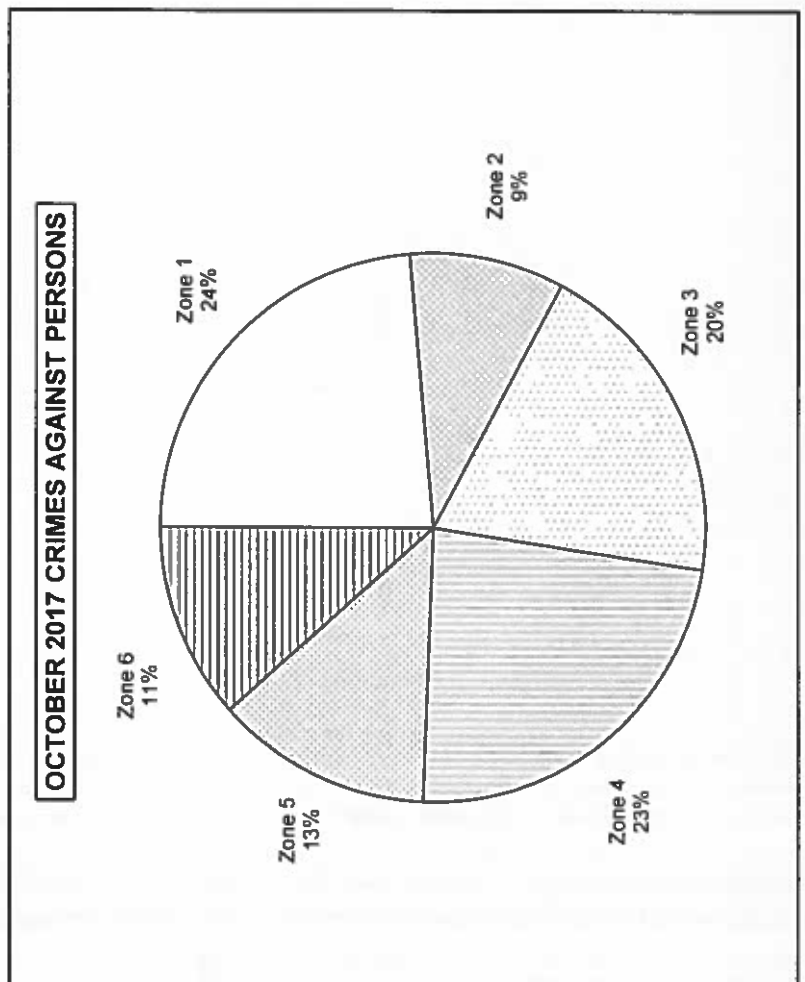


<b>FIRST 10 MONTHS</b>					
CRIME	2017 JAN. - OCT.	2016 JAN. - OCT.	# DIFFERENCE	% DIFFERENCE	
ROBBERY	1,188	1,769	-581	-33%	
BURGLARY	2,768	3,666	-898	-24%	
LARCENY	13,225	13,594	-369	-3%	
AUTO THEFT	2,662	3,411	-749	-22%	
<b>TOTAL</b>	<b>19,843</b>	<b>22,440</b>	<b>-2,597</b>	<b>-12%</b>	

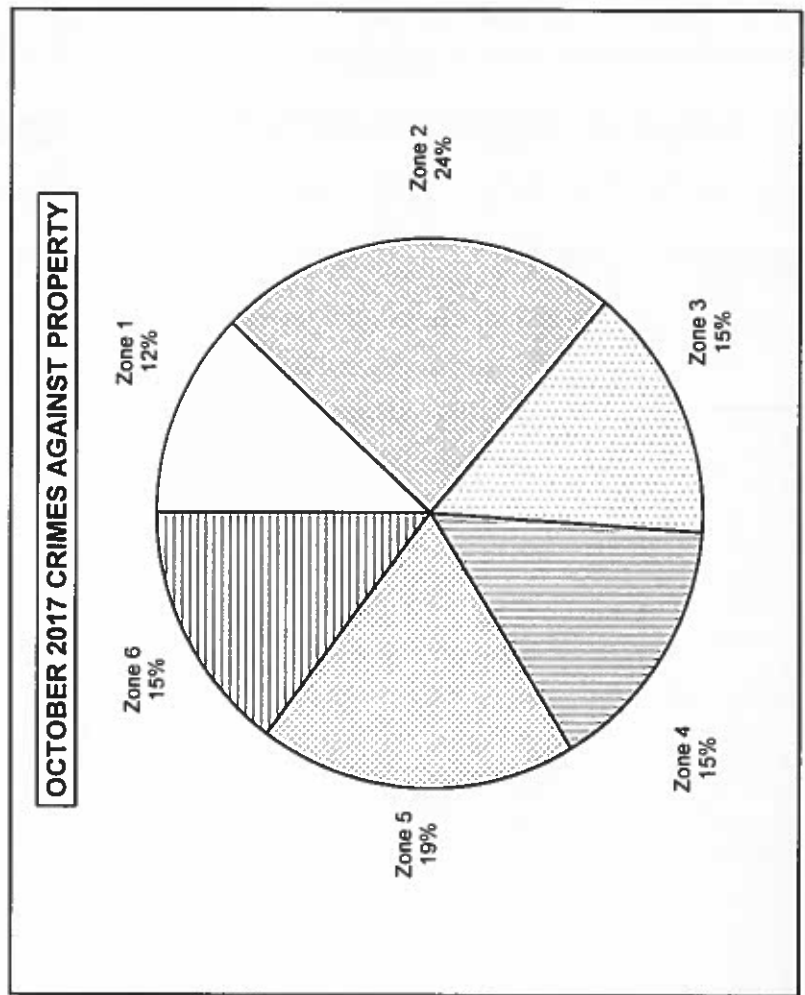


2017  
**AREA BREAKDOWN**  
**CRIMES AGAINST PERSONS AND PROPERTY**

OCTOBER 2017 CRIMES AGAINST PERSONS BY ZONE						
CRIME	Zone 1	Zone 2	Zone 3	Zone 4	Zone 5	Zone 6
CRIMINAL HOMICIDE	1	1	4	5	0	1
RAPE	3	5	2	3	5	4
AGG. ASSAULT	55	17	43	50	27	24
<b>TOTAL CRIMES AGAINST PERSONS</b>	<b>59</b>	<b>23</b>	<b>49</b>	<b>58</b>	<b>32</b>	<b>29</b>

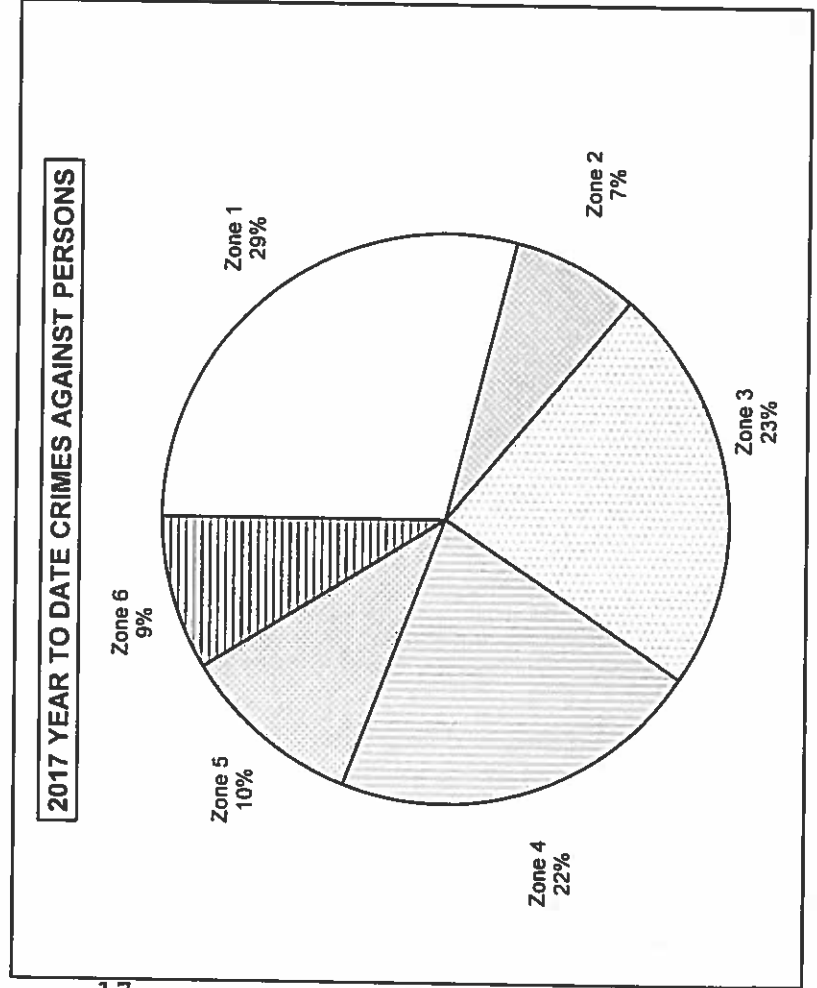


OCTOBER 2017 CRIMES AGAINST PROPERTY BY ZONE						
CRIME	Zone 1	Zone 2	Zone 3	Zone 4	Zone 5	Zone 6
ROBBERY	27	24	31	25	21	22
BURGLARY	60	32	74	76	23	46
LARCENY	152	436	178	204	338	253
AUTO THEFT	45	71	68	53	59	28
<b>TOTAL CRIMES AGAINST PROPERTY</b>	<b>284</b>	<b>563</b>	<b>351</b>	<b>358</b>	<b>441</b>	<b>349</b>

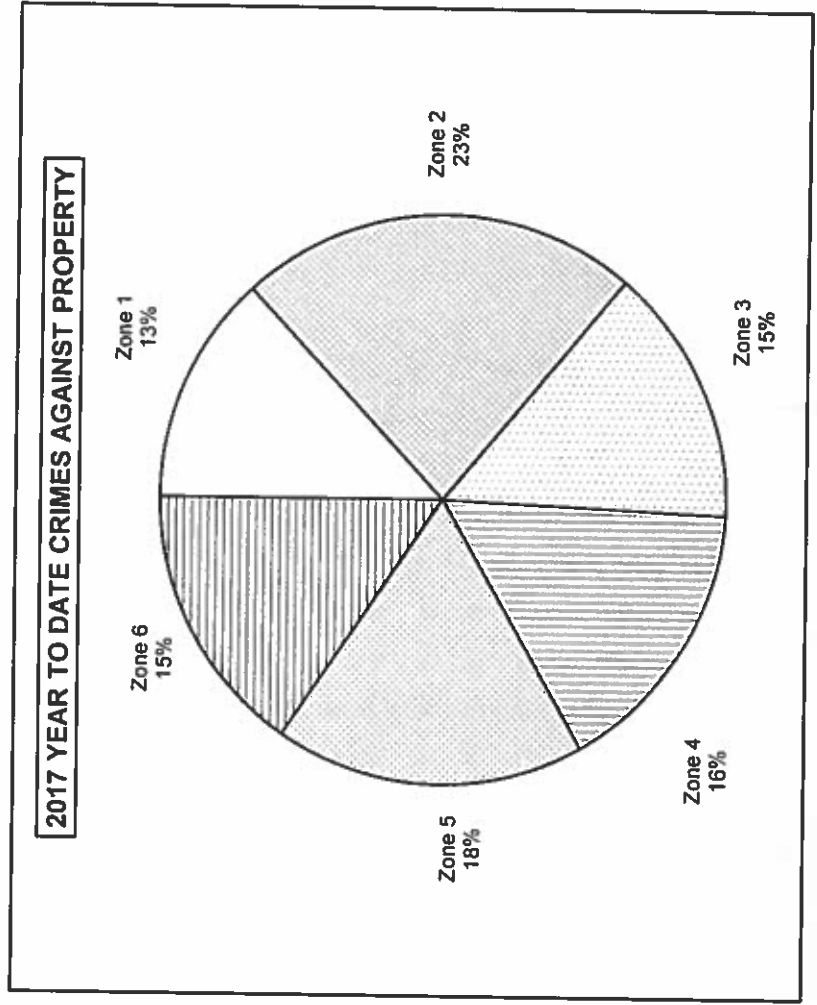


**2017  
YEAR TO DATE AREA BREAKDOWN  
CRIMES AGAINST PERSONS AND PROPERTY**

FIRST 10 MONTHS 2017 CRIMES AGAINST PERSONS BY ZONE						
CRIME	Zone 1	Zone 2	Zone 3	Zone 4	Zone 5	Zone 6
CRIMINAL HOMICIDE	20	7	18	14	5	5
RAPE	50	29	39	35	41	21
AGG. ASSAULT	682	153	546	509	224	204
<b>TOTAL CRIMES AGAINST PERSONS</b>	<b>752</b>	<b>189</b>	<b>603</b>	<b>558</b>	<b>270</b>	<b>230</b>

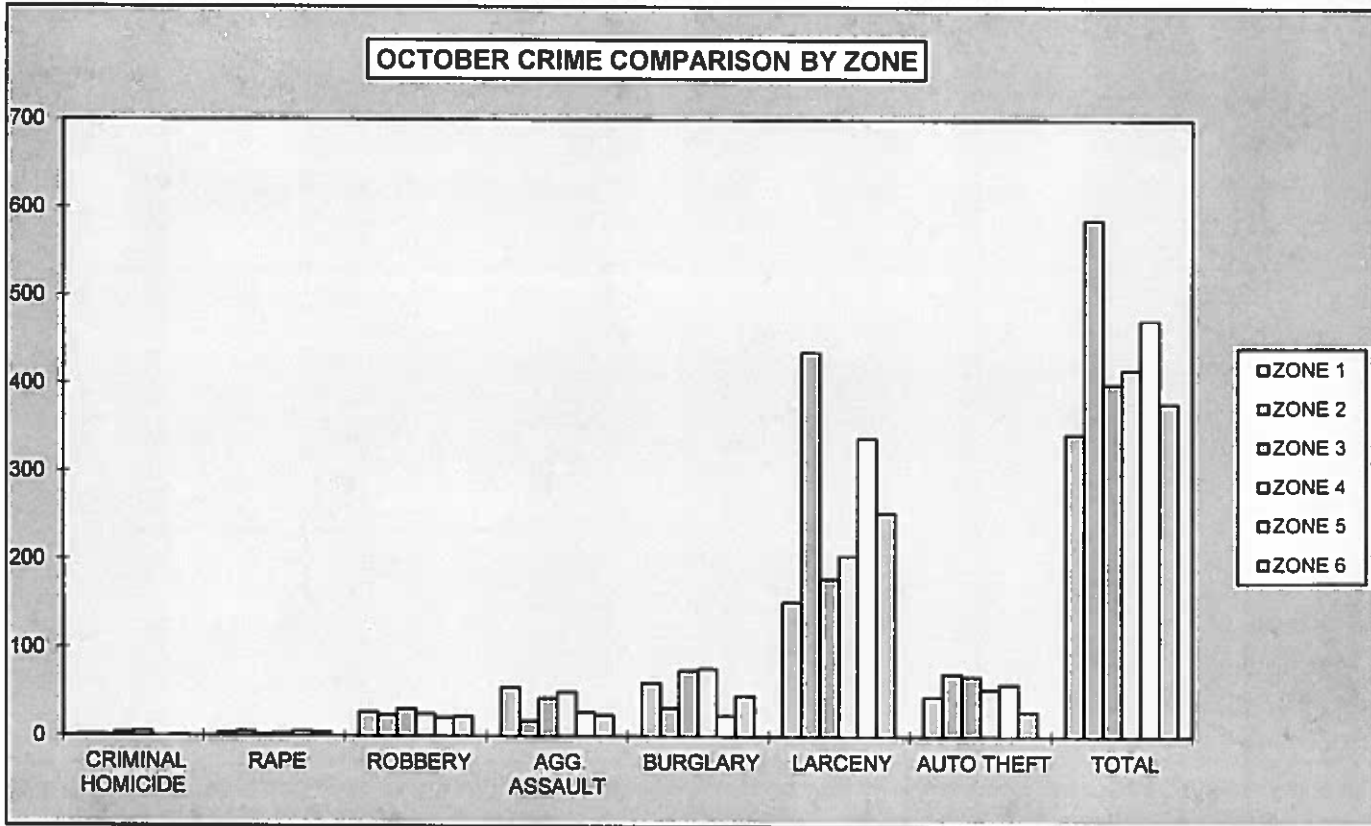


FIRST 10 MONTHS 2017 CRIMES AGAINST PROPERTY BY ZONE						
CRIME	Zone 1	Zone 2	Zone 3	Zone 4	Zone 5	Zone 6
ROBBERY	214	160	241	240	161	172
BURGLARY	594	404	541	659	164	406
LARCENY	1,347	3,506	1,544	1,759	2,836	2,233
AUTO THEFT	433	492	588	526	351	272
<b>TOTAL CRIMES AGAINST PROPERTY</b>	<b>2,588</b>	<b>4,562</b>	<b>2,914</b>	<b>3,184</b>	<b>3,512</b>	<b>3,083</b>



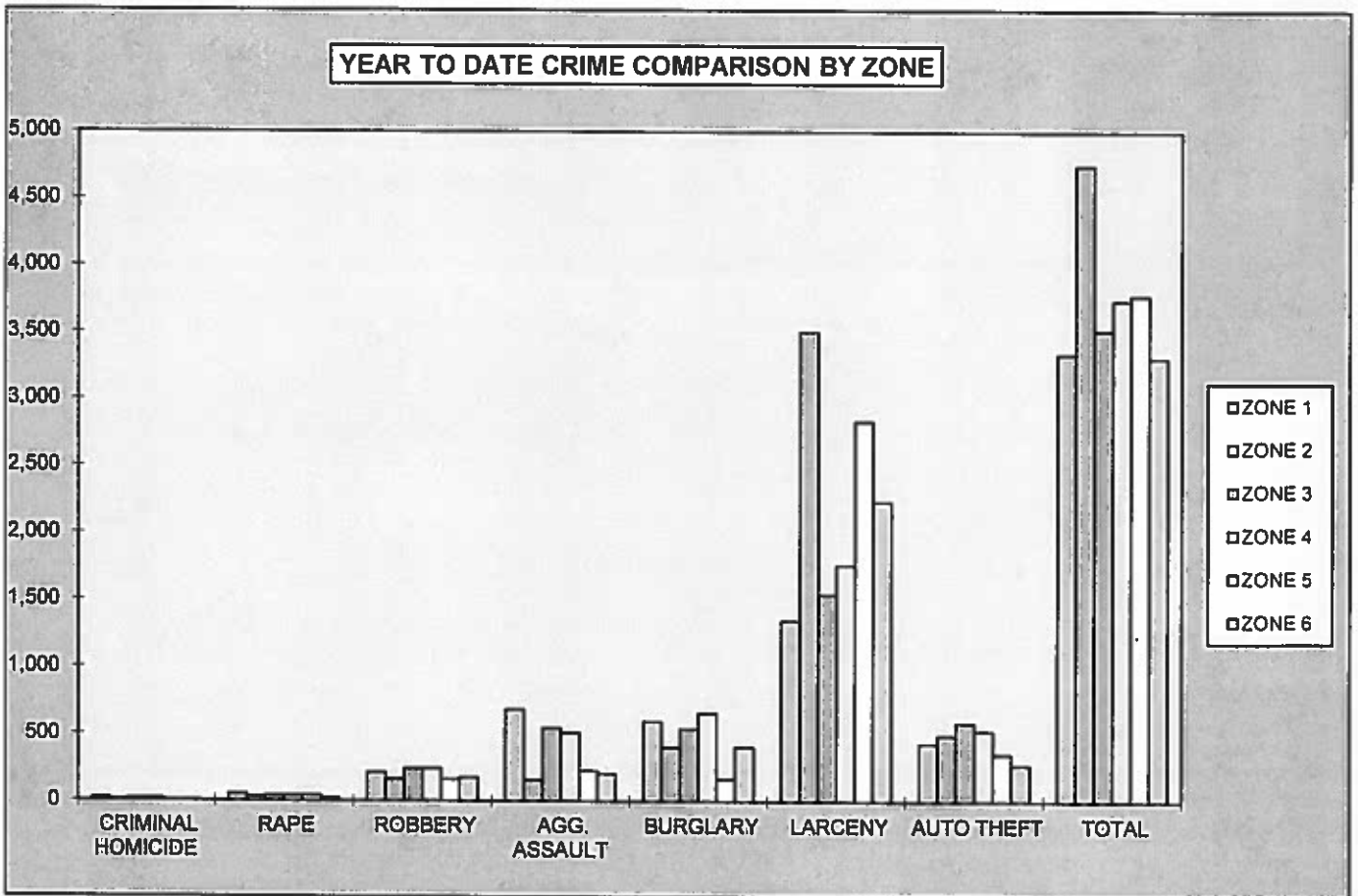
**2017  
AREA BREAKDOWN**

<b>OCTOBER CRIME COMPARISON BY ZONE</b>						
<b>CRIME</b>	<b>ZONE 1</b>	<b>ZONE 2</b>	<b>ZONE 3</b>	<b>ZONE 4</b>	<b>ZONE 5</b>	<b>ZONE 6</b>
CRIMINAL HOMICIDE	1	1	4	5	0	1
RAPE	3	5	2	3	5	4
ROBBERY	27	24	31	25	21	22
AGG. ASSAULT	55	17	43	50	27	24
BURGLARY	60	32	74	76	23	46
RESIDENCE	53	23	63	67	15	41
NON-RESIDENCE	7	9	11	9	8	5
LARCENY	152	436	178	204	338	253
POCKETPICKING	0	3	0	2	2	1
PURSE SNATCHING	4	7	7	3	13	4
SHOPLIFTING	14	69	20	22	23	33
FROM MOTOR VEHICLES	78	268	99	114	203	161
MOTOR VEH. PARTS/ACCESSORIES	16	8	8	21	9	3
BICYCLES	0	7	1	1	9	7
FROM BUILDINGS	11	31	11	12	43	9
FROM COIN OPERATED MACHINES	0	0	0	0	1	0
ALL OTHER	29	43	32	29	35	35
AUTO THEFT	45	71	68	53	59	28
<b>TOTAL</b>	<b>343</b>	<b>586</b>	<b>400</b>	<b>416</b>	<b>473</b>	<b>378</b>



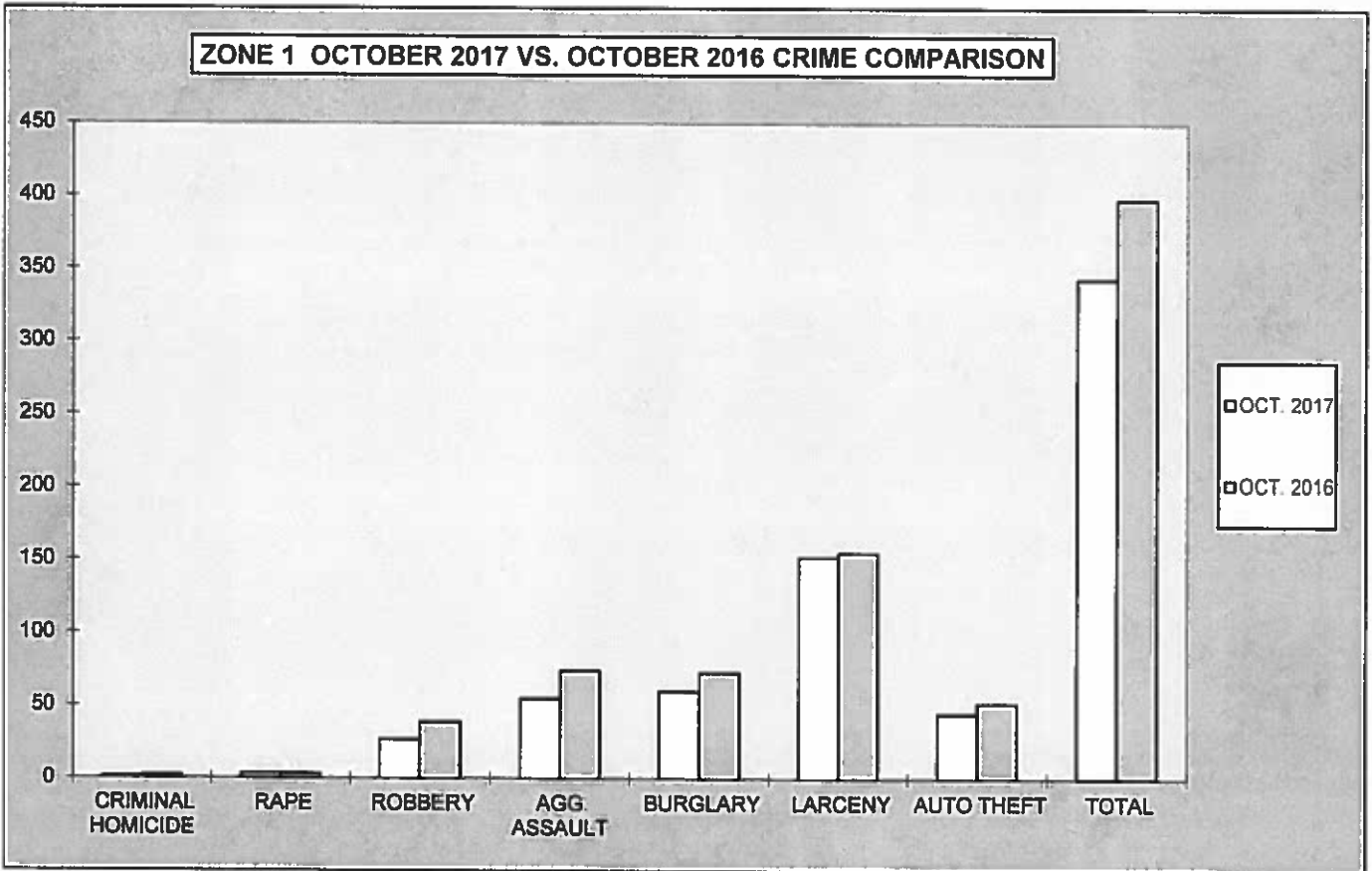
**2017  
YEAR TO DATE AREA BREAKDOWN**

<b>FIRST 10 MONTHS CRIME COMPARISON</b>						
<b>CRIME</b>	<b>ZONE 1</b>	<b>ZONE 2</b>	<b>ZONE 3</b>	<b>ZONE 4</b>	<b>ZONE 5</b>	<b>ZONE 6</b>
CRIMINAL HOMICIDE	20	7	18	14	5	5
RAPE	50	29	39	35	41	21
ROBBERY	214	160	241	240	161	172
AGG. ASSAULT	682	153	546	509	224	204
BURGLARY	594	404	541	659	164	406
RESIDENCE	510	266	423	540	89	314
NON-RESIDENCE	84	138	118	119	75	92
LARCENY	1,347	3,506	1,544	1,759	2,836	2,233
POCKETPICKING	2	29	2	7	18	8
PURSE SNATCHING	40	25	30	47	49	25
SHOPLIFTING	185	757	131	239	256	384
FROM MOTOR VEHICLES	573	1,933	771	904	1,693	1,250
MOTOR VEH. PARTS/ACCESSORIES	155	93	153	117	104	66
BICYCLES	5	34	13	14	72	83
FROM BUILDINGS	131	263	119	121	382	115
FROM COIN OPERATED MACHINES	7	0	1	1	3	3
ALL OTHER	249	372	324	309	259	299
AUTO THEFT	433	492	588	526	351	272
<b>TOTAL</b>	<b>3,340</b>	<b>4,751</b>	<b>3,517</b>	<b>3,742</b>	<b>3,782</b>	<b>3,313</b>



**2017  
MONTHLY CRIME COMPARISON**

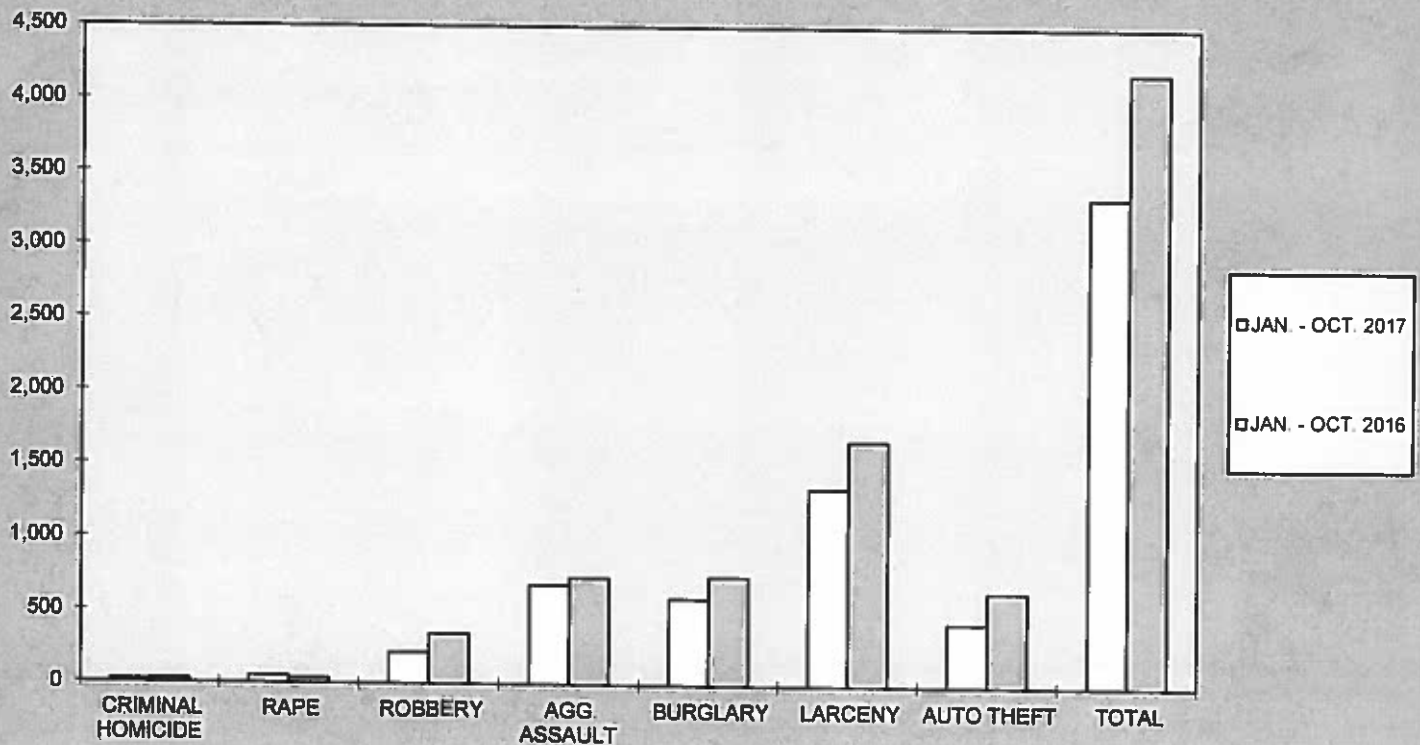
<b>ZONE 1</b>					
<b>CRIME</b>	<b>OCT. 2017</b>	<b>OCT. 2016</b>	<b># DIFFERENCE</b>	<b>% DIFFERENCE</b>	
CRIMINAL HOMICIDE	1	2	-1	-50%	
RAPE	3	3	0	0%	
ROBBERY	27	39	-12	-31%	
AGG. ASSAULT	55	74	-19	-26%	
BURGLARY	60	73	-13	-18%	
RESIDENCE	53	67	-14	-21%	
NON-RESIDENCE	7	6	1	17%	
LARCENY	152	155	-3	-2%	
POCKETPICKING	0	0	0	0%	
PURSE SNATCHING	4	1	3	300%	
SHOPLIFTING	14	27	-13	-48%	
FROM MOTOR VEHICLES	78	80	-2	-3%	
MOTOR VEH. PARTS/ACCESSORIES	16	12	4	33%	
BICYCLES	0	1	-1	-100%	
FROM BUILDINGS	11	9	2	22%	
FROM COIN OPERATED MACHINES	0	1	-1	-100%	
ALL OTHER	29	24	5	21%	
AUTO THEFT	45	52	-7	-13%	
<b>TOTAL</b>	<b>343</b>	<b>398</b>	<b>-55</b>	<b>-14%</b>	



**2017  
YEAR TO DATE CRIME COMPARISON**

<b>ZONE 1</b>				
<b>CRIME</b>	<b>JAN.-OCT. 2017</b>	<b>JAN.-OCT. 2016</b>	<b># DIFFERENCE</b>	<b>% DIFFERENCE</b>
CRIMINAL HOMICIDE	20	26	-6	-23%
RAPE	50	31	19	61%
ROBBERY	214	343	-129	-38%
AGG. ASSAULT	682	732	-50	-7%
BURGLARY	594	743	-149	-20%
RESIDENCE	510	648	-138	-21%
NON-RESIDENCE	84	95	-11	-12%
LARCENY	1,347	1,671	-324	-19%
POCKETPICKING	2	5	-3	-60%
PURSE SNATCHING	40	42	-2	-5%
SHOPLIFTING	185	268	-83	-31%
FROM MOTOR VEHICLES	573	803	-230	-29%
MOTOR VEH. PARTS/ACCESSORIES	155	172	-17	-10%
BICYCLES	5	6	-1	-17%
FROM BUILDINGS	131	130	1	1%
FROM COIN OPERATED MACHINES	7	4	3	75%
ALL OTHER	249	241	8	3%
AUTO THEFT	433	646	-213	-33%
<b>TOTAL</b>	<b>3,340</b>	<b>4,192</b>	<b>-852</b>	<b>-20%</b>

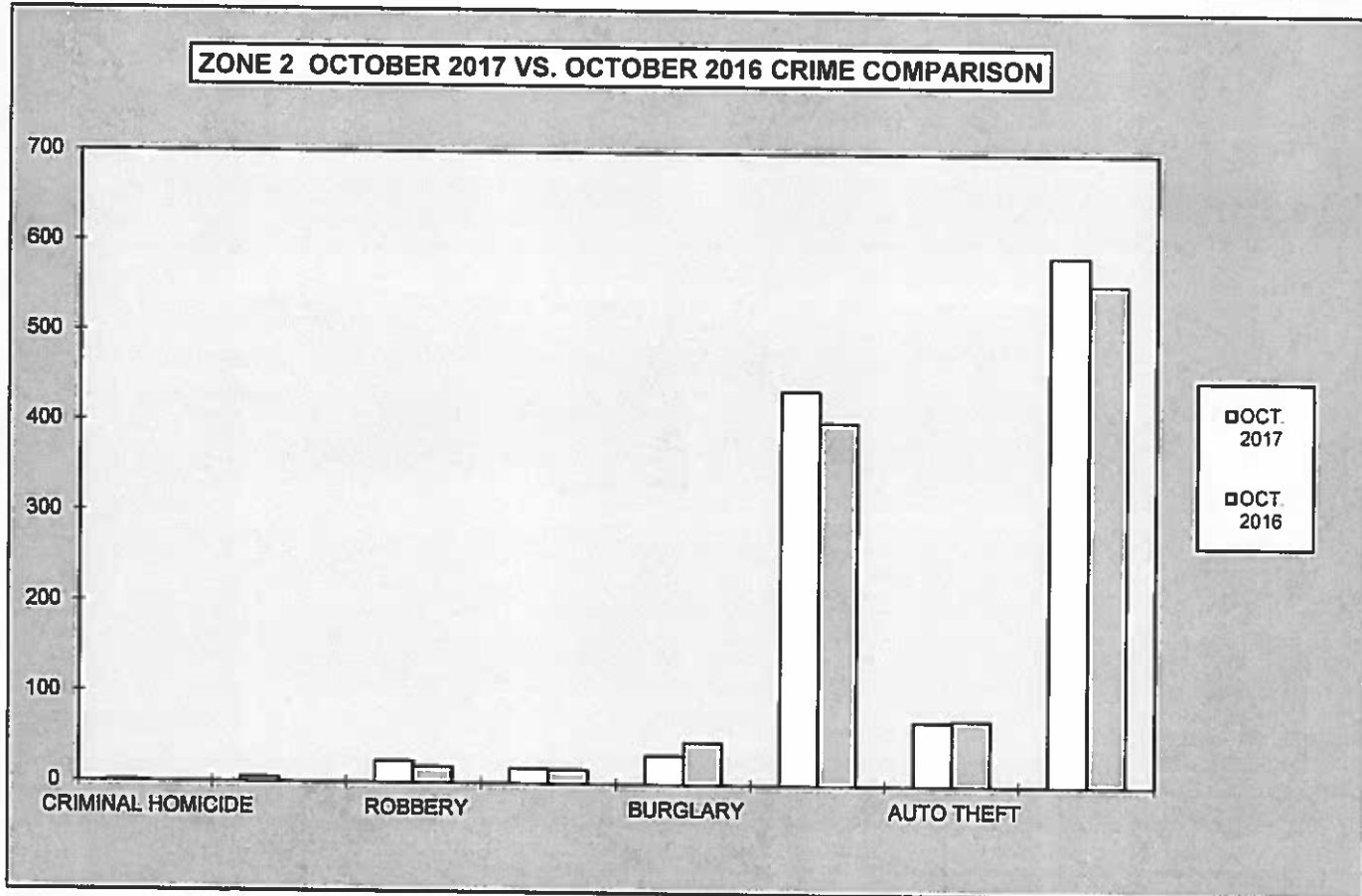
**ZONE 1 YEAR TO DATE CRIME COMPARISON**





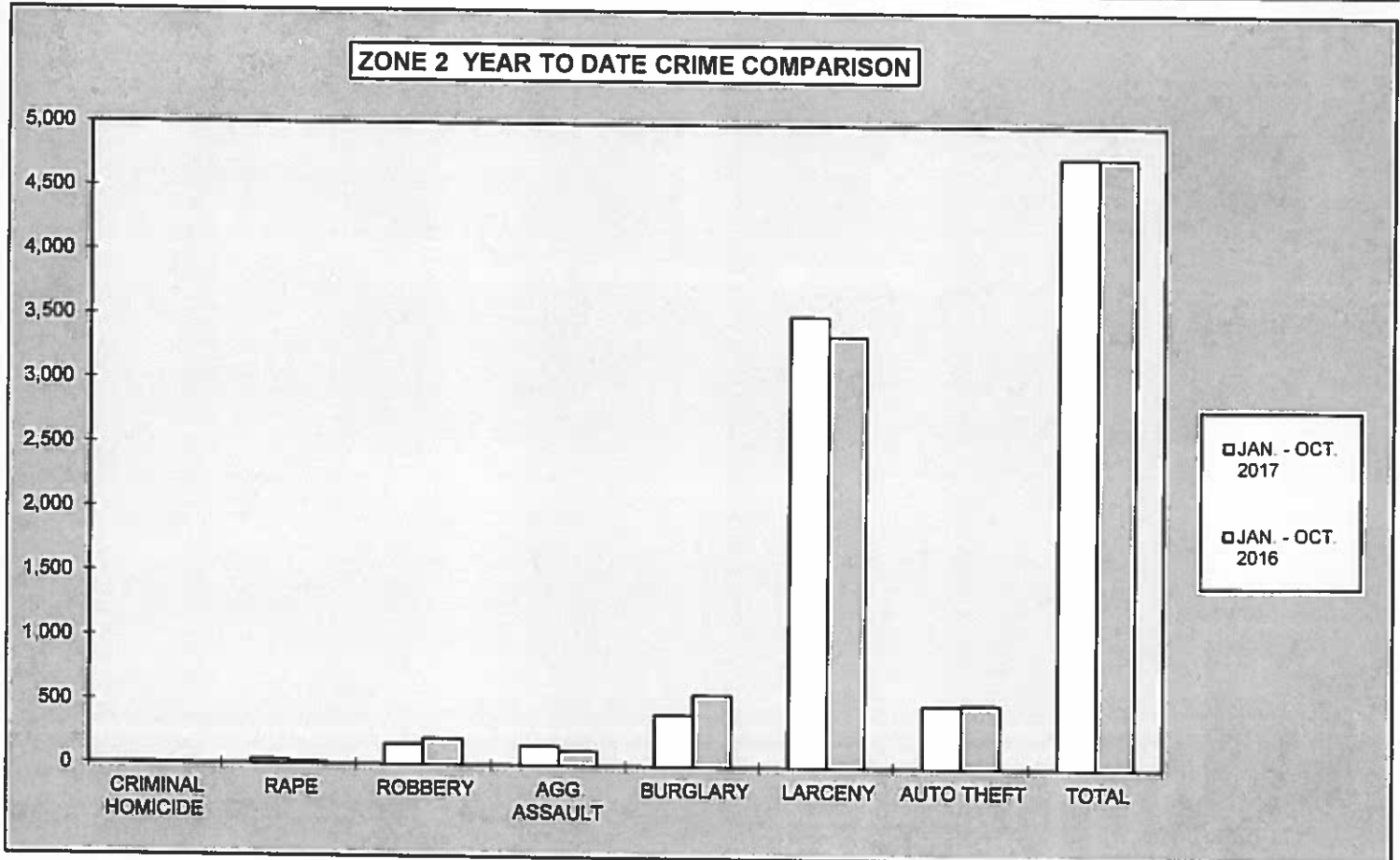
**2017  
MONTHLY CRIME COMPARISON**

<b>ZONE 2</b>				
<b>CRIME</b>	<b>OCT. 2017</b>	<b>OCT. 2016</b>	<b># DIFFERENCE</b>	<b>% DIFFERENCE</b>
CRIMINAL HOMICIDE	1	0	1	100%
RAPE	5	0	5	100%
ROBBERY	24	18	6	33%
AGG. ASSAULT	17	16	1	6%
BURGLARY	32	47	-15	-32%
RESIDENCE	23	28	-5	-18%
NON-RESIDENCE	9	19	-10	-53%
LARCENY	436	401	35	9%
POCKETPICKING	3	1	2	200%
PURSE SNATCHING	7	4	3	75%
SHOPLIFTING	69	81	-12	-15%
FROM MOTOR VEHICLES	268	240	28	12%
MOTOR VEH. PARTS/ACCESSORIES	8	16	-8	-50%
BICYCLES	7	1	6	600%
FROM BUILDINGS	31	28	3	11%
FROM COIN OPERATED MACHINES	0	0	0	0%
ALL OTHER	43	30	13	43%
AUTO THEFT	71	73	-2	-3%
<b>TOTAL</b>	<b>586</b>	<b>555</b>	<b>31</b>	<b>6%</b>



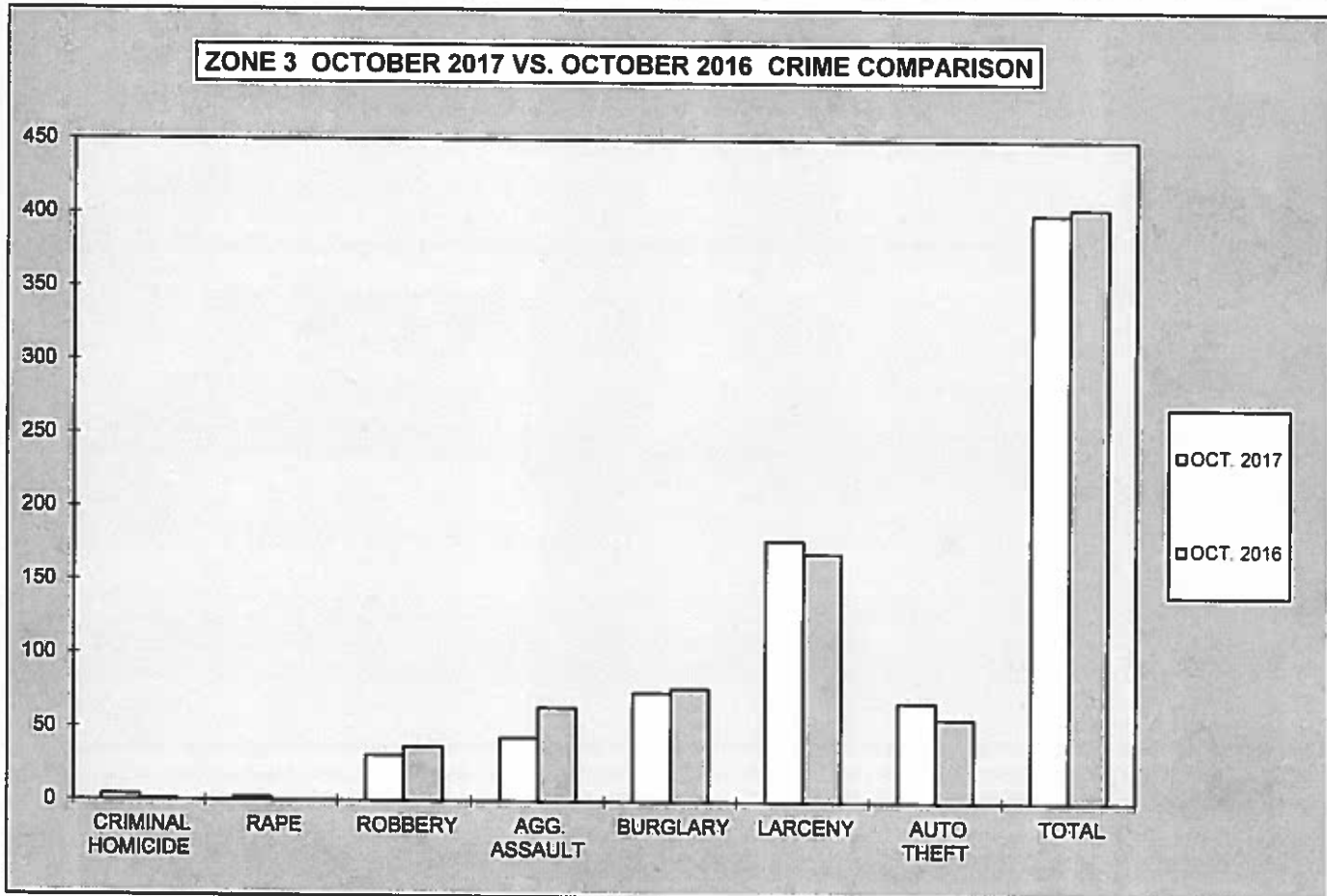
**2017  
YEAR TO DATE CRIME COMPARISON**

<b>ZONE 2</b>				
<b>CRIME</b>	<b>JAN.-OCT. 2017</b>	<b>JAN.-OCT. 2016</b>	<b># DIFFERENCE</b>	<b>% DIFFERENCE</b>
CRIMINAL HOMICIDE	7	2	5	250%
RAPE	29	16	13	81%
ROBBERY	160	201	-41	-20%
AGG. ASSAULT	153	115	38	33%
BURGLARY	404	564	-160	-28%
RESIDENCE	266	374	-108	-29%
NON-RESIDENCE	138	190	-52	-27%
LARCENY	3,506	3,352	154	5%
POCKETPICKING	29	11	18	164%
PURSE SNATCHING	25	23	2	9%
SHOPLIFTING	757	752	5	1%
FROM MOTOR VEHICLES	1,933	1,815	118	7%
MOTOR VEH. PARTS/ACCESSORIES	93	148	-55	-37%
BICYCLES	34	25	9	36%
FROM BUILDINGS	263	280	-17	-6%
FROM COIN OPERATED MACHINES	0	0	0	0%
ALL OTHER	372	298	74	25%
AUTO THEFT	492	501	-9	-2%
<b>TOTAL</b>	<b>4,751</b>	<b>4,751</b>	<b>0</b>	<b>0%</b>



**2017  
MONTHLY CRIME COMPARISON**

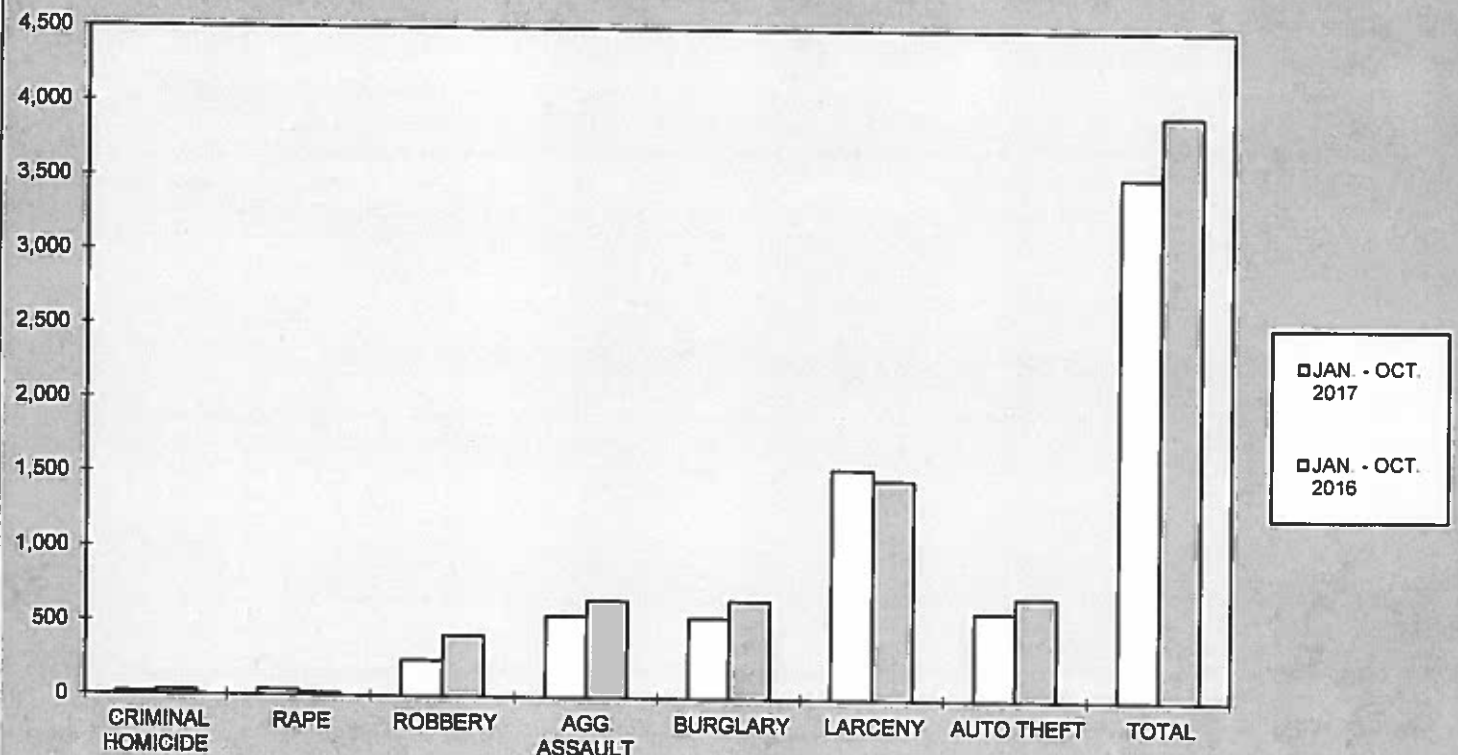
<b>ZONE 3</b>				
<b>CRIME</b>	<b>OCT. 2017</b>	<b>OCT. 2016</b>	<b># DIFFERENCE</b>	<b>% DIFFERENCE</b>
CRIMINAL HOMICIDE	4	1	3	300%
RAPE	2	-1	3	300%
ROBBERY	31	37	-6	-16%
AGG. ASSAULT	43	64	-21	-33%
BURGLARY	74	77	-3	-4%
RESIDENCE	63	61	2	3%
NON-RESIDENCE	11	16	-5	-31%
LARCENY	178	169	9	5%
POCKETPICKING	0	4	-4	-100%
PURSE SNATCHING	7	7	0	0%
SHOPLIFTING	20	13	7	54%
FROM MOTOR VEHICLES	99	80	19	24%
MOTOR VEH. PARTS/ACCESSORIES	8	18	-10	-56%
BICYCLES	1	0	1	100%
FROM BUILDINGS	11	12	-1	-8%
FROM COIN OPERATED MACHINES	0	1	-1	-100%
ALL OTHER	32	34	-2	-6%
AUTO THEFT	68	57	11	19%
<b>TOTAL</b>	<b>400</b>	<b>404</b>	<b>-4</b>	<b>-1%</b>



**2017  
YEAR TO DATE CRIME COMPARISON**

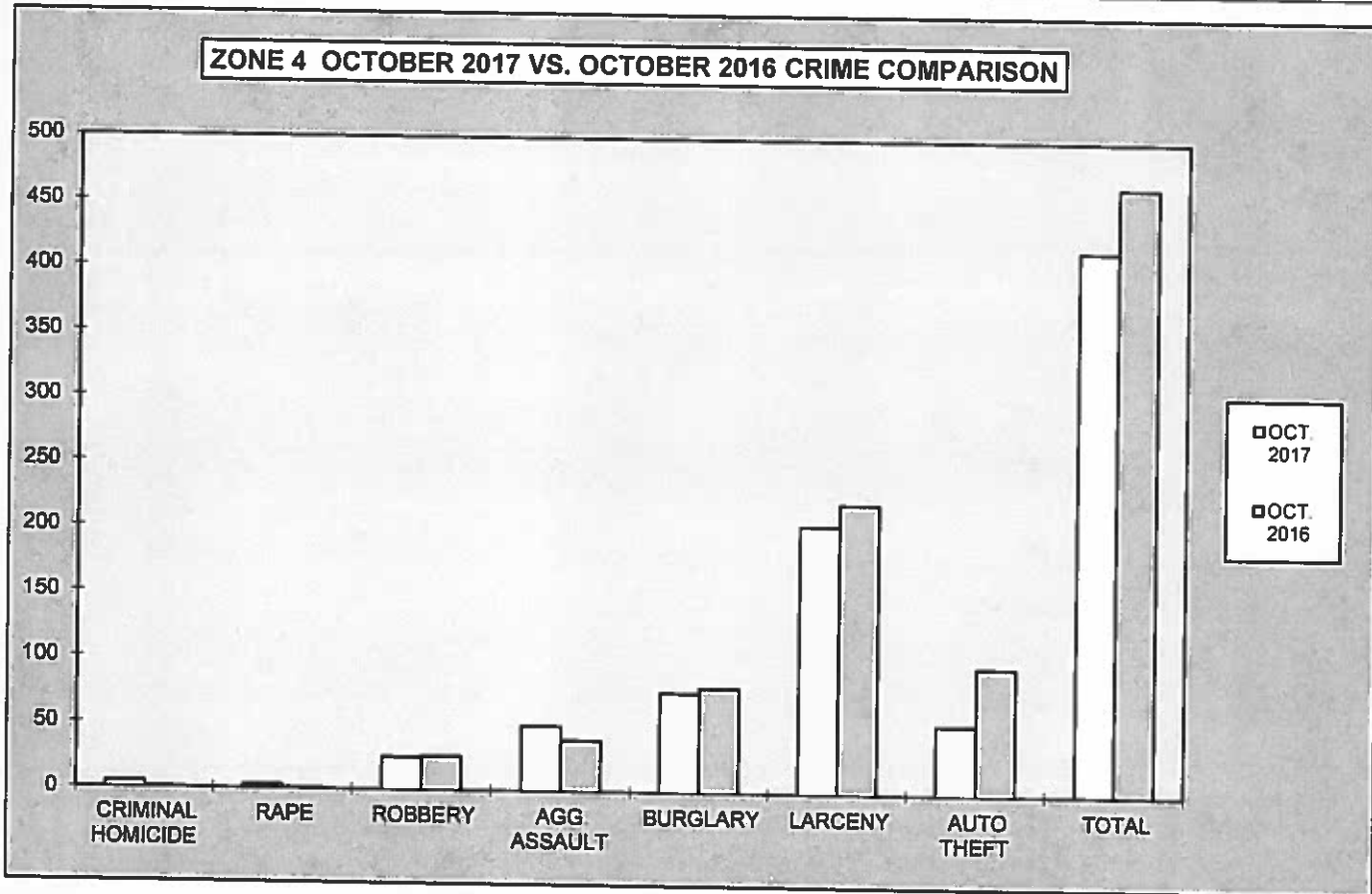
<b>ZONE 3</b>				
<b>CRIME</b>	<b>JAN. -OCT. 2017</b>	<b>JAN. -OCT. 2016</b>	<b># DIFFERENCE</b>	<b>% DIFFERENCE</b>
CRIMINAL HOMICIDE	18	33	-15	-45%
RAPE	39	19	20	105%
ROBBERY	241	410	-169	-41%
AGG. ASSAULT	546	653	-107	-16%
BURGLARY	541	658	-117	-18%
RESIDENCE	423	546	-123	-23%
NON-RESIDENCE	118	112	6	5%
LARCENY	1,544	1,472	72	5%
POCKETPICKING	2	6	-4	-67%
PURSE SNATCHING	30	39	-9	-23%
SHOPLIFTING	131	160	-29	-18%
FROM MOTOR VEHICLES	771	711	60	8%
MOTOR VEH. PARTS/ACCESSORIES	153	161	-8	-5%
BICYCLES	13	10	3	30%
FROM BUILDINGS	119	117	2	2%
FROM COIN OPERATED MACHINES	1	10	-9	-90%
ALL OTHER	324	258	66	26%
AUTO THEFT	588	688	-100	-15%
<b>TOTAL</b>	<b>3,517</b>	<b>3,933</b>	<b>-416</b>	<b>-11%</b>

**ZONE 3 YEAR TO DATE CRIME COMPARISON**



**2017  
MONTHLY CRIME COMPARISON**

<b>ZONE 4</b>				
<b>CRIME</b>	<b>OCT. 2017</b>	<b>OCT. 2016</b>	<b># DIFFERENCE</b>	<b>% DIFFERENCE</b>
CRIMINAL HOMICIDE	5	1	4	400%
RAPE	3	1	2	200%
ROBBERY	25	26	-1	-4%
AGG. ASSAULT	50	39	11	28%
BURGLARY	76	80	-4	-5%
RESIDENCE	67	67	0	0%
NON-RESIDENCE	9	13	-4	-31%
LARCENY	204	221	-17	-8%
POCKETPICKING	2	0	2	100%
PURSE SNATCHING	3	6	-3	-50%
SHOPLIFTING	22	26	-4	-15%
FROM MOTOR VEHICLES	114	129	-15	-12%
MOTOR VEH. PARTS/ACCESSORIES	21	14	7	50%
BICYCLES	1	2	-1	-50%
FROM BUILDINGS	12	17	-5	-29%
FROM COIN OPERATED MACHINES	0	2	-2	-100%
ALL OTHER	29	25	4	16%
AUTO THEFT	53	97	-44	-45%
<b>TOTAL</b>	<b>416</b>	<b>465</b>	<b>-49</b>	<b>-11%</b>

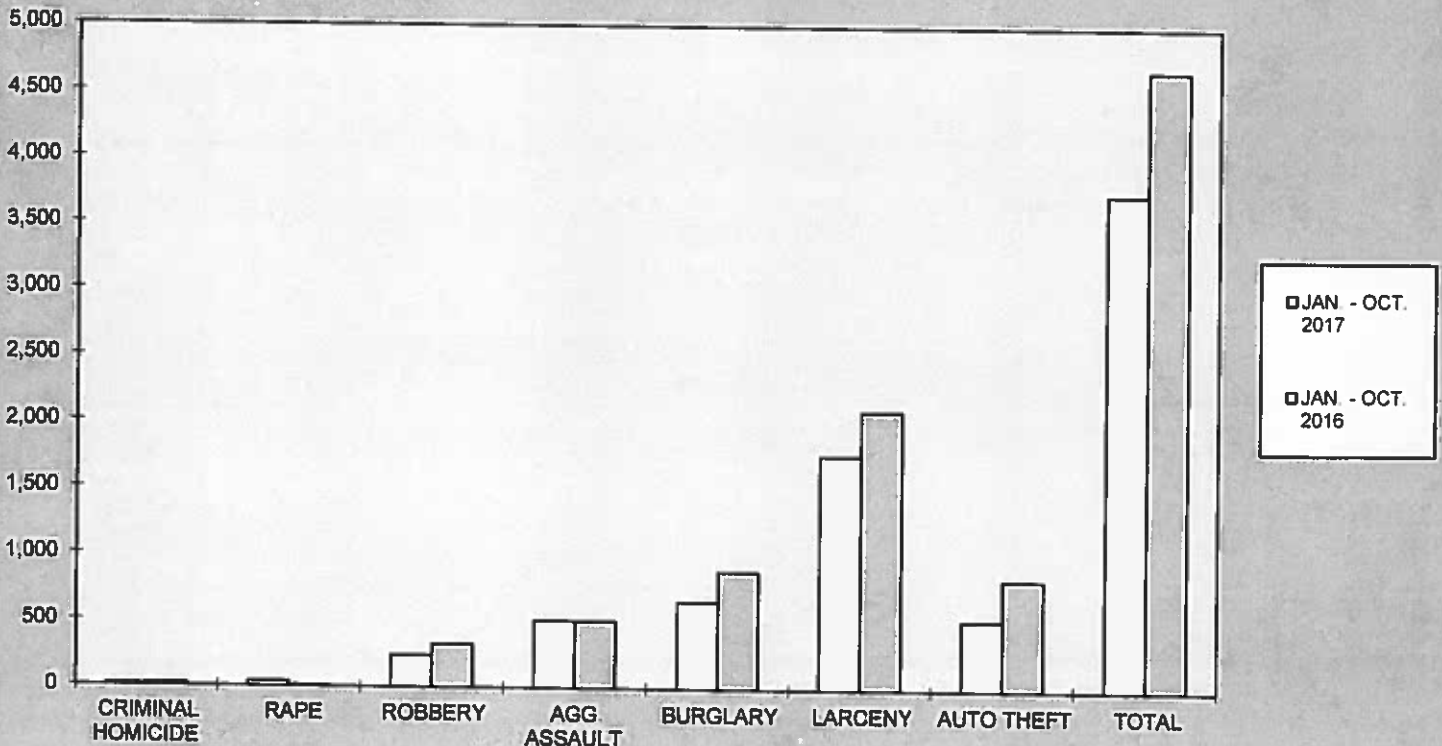


**2017  
YEAR TO DATE CRIME COMPARISON**

**ZONE 4**

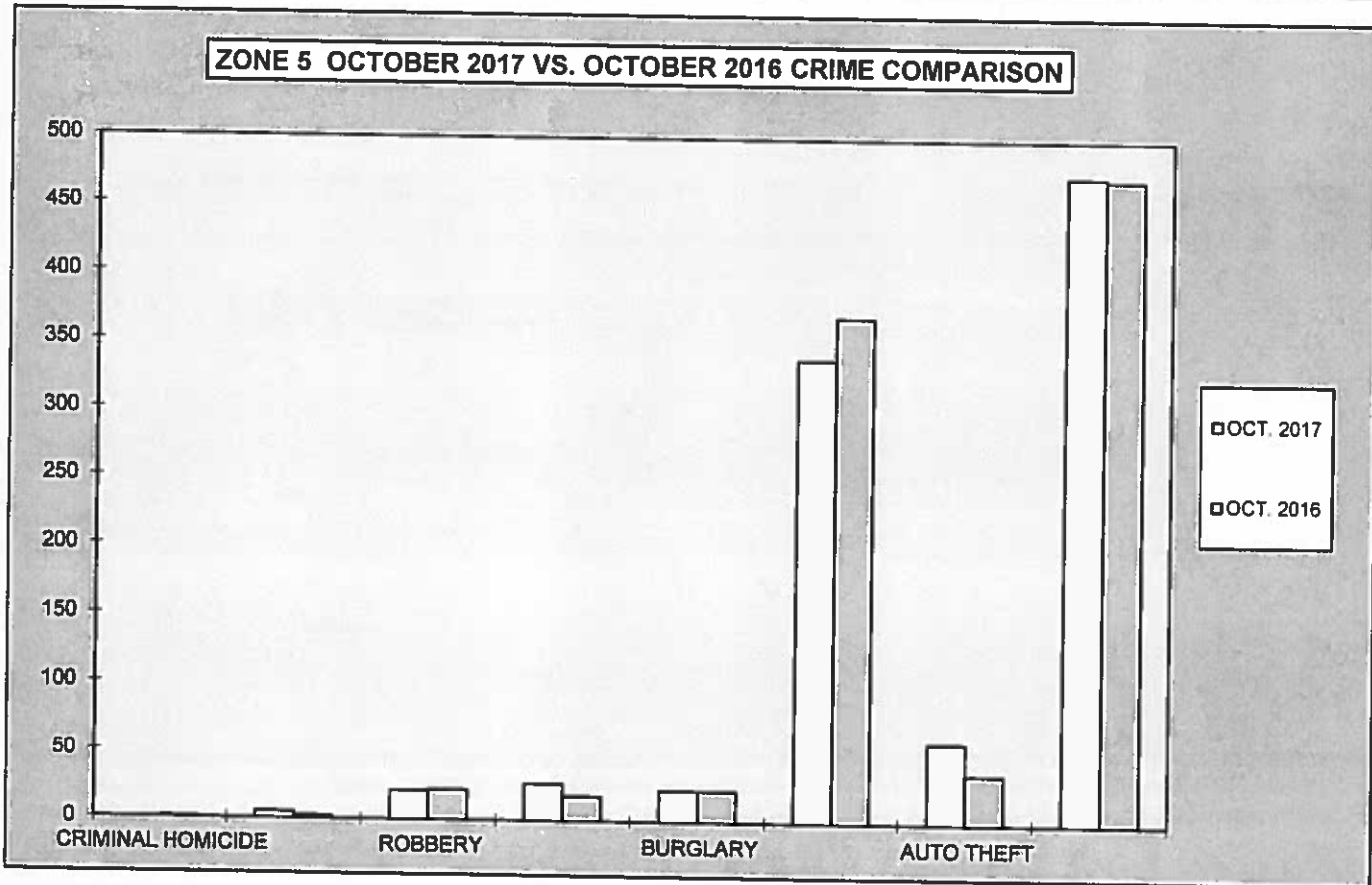
CRIME	JAN. - OCT. 2017	JAN. - OCT. 2016	# DIFFERENCE	% DIFFERENCE
CRIMINAL HOMICIDE	14	18	-4	-22%
RAPE	35	9	26	289%
ROBBERY	240	328	-88	-27%
AGG. ASSAULT	509	508	1	0%
BURGLARY	659	886	-227	-26%
RESIDENCE	540	742	-202	-27%
NON-RESIDENCE	119	144	-25	-17%
LARCENY	1,759	2,095	-336	-16%
POCKETPICKING	7	12	-5	-42%
PURSE SNATCHING	47	48	-1	-2%
SHOPLIFTING	239	330	-91	-28%
FROM MOTOR VEHICLES	904	1,112	-208	-19%
MOTOR VEH. PARTS/ACCESSORIES	117	135	-18	-13%
BICYCLES	14	12	2	17%
FROM BUILDINGS	121	168	-47	-28%
FROM COIN OPERATED MACHINES	1	10	-9	-90%
ALL OTHER	309	268	41	15%
AUTO THEFT	526	833	-307	-37%
<b>TOTAL</b>	<b>3,742</b>	<b>4,677</b>	<b>-935</b>	<b>-20%</b>

**ZONE 4 YEAR TO DATE CRIME COMPARISON**



**2017  
MONTHLY CRIME COMPARISON**

<b>ZONE 5</b>				
<b>CRIME</b>	<b>OCT. 2017</b>	<b>OCT. 2016</b>	<b># DIFFERENCE</b>	<b>% DIFFERENCE</b>
CRIMINAL HOMICIDE	0	1	-1	-100%
RAPE	5	2	3	150%
ROBBERY	21	22	-1	-5%
AGG. ASSAULT	27	18	9	50%
BURGLARY	23	23	0	0%
RESIDENCE	15	8	7	88%
NON-RESIDENCE	8	15	-7	-47%
LARCENY	338	369	-31	-8%
POCKETPICKING	2	1	1	100%
PURSE SNATCHING	13	8	5	63%
SHOPLIFTING	23	21	2	10%
FROM MOTOR VEHICLES	203	238	-35	-15%
MOTOR VEH. PARTS/ACCESSORIES	9	18	-9	-50%
BICYCLES	9	15	-6	-40%
FROM BUILDINGS	43	44	-1	-2%
FROM COIN OPERATED MACHINES	1	1	0	0%
ALL OTHER	35	23	12	52%
AUTO THEFT	59	36	23	64%
<b>TOTAL</b>	<b>473</b>	<b>471</b>	<b>2</b>	<b>0%</b>

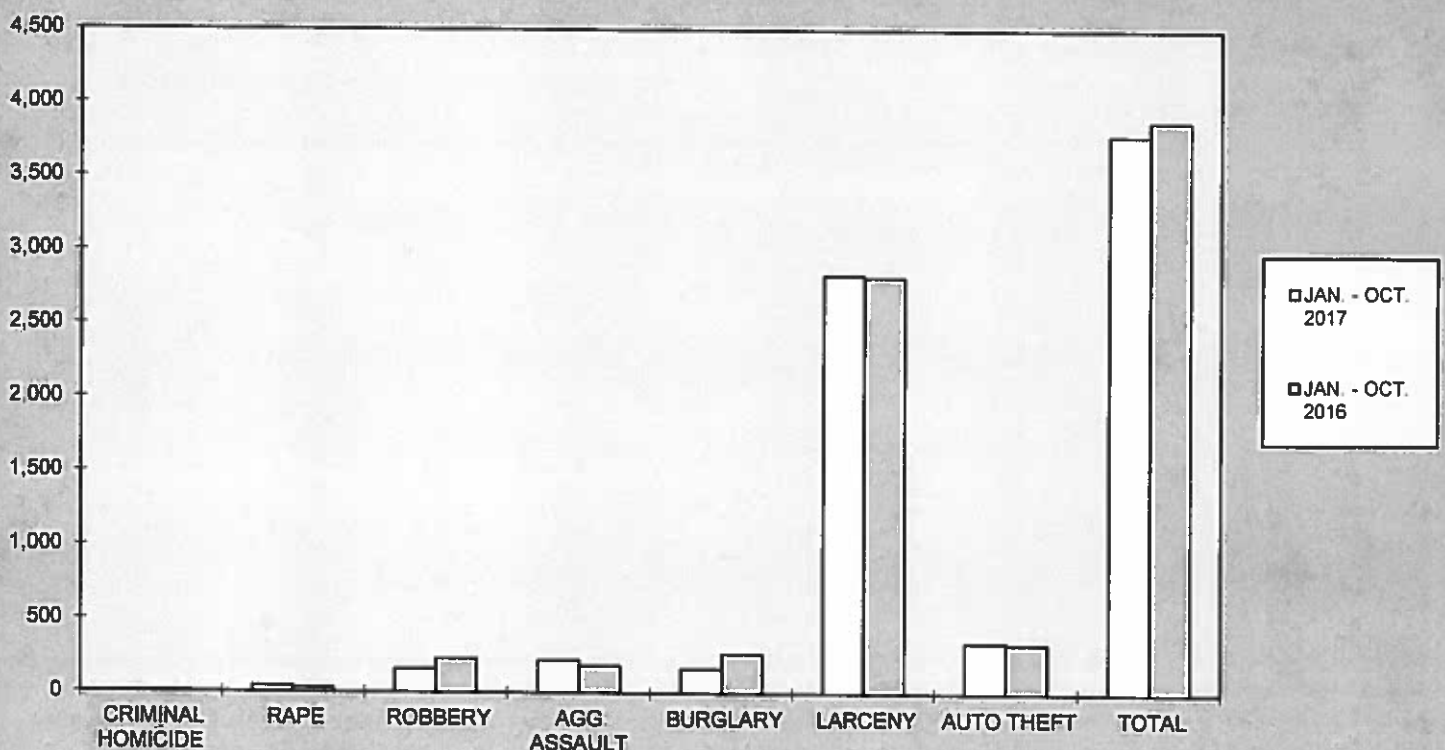


**2017  
YEAR TO DATE CRIME COMPARISON**

**ZONE 5**

CRIME	JAN.-OCT. 2017	JAN.-OCT. 2016	# DIFFERENCE	% DIFFERENCE
CRIMINAL HOMICIDE	5	6	-1	-17%
RAPE	41	28	13	46%
ROBBERY	161	232	-71	-31%
AGG. ASSAULT	224	186	38	20%
BURGLARY	164	269	-105	-39%
RESIDENCE	89	135	-46	-34%
NON-RESIDENCE	75	134	-59	-44%
LARCENY	2,836	2,819	17	1%
POCKETPICKING	18	16	2	13%
PURSE SNATCHING	49	59	-10	-17%
SHOPLIFTING	256	249	7	3%
FROM MOTOR VEHICLES	1,693	1,688	5	0%
MOTOR VEH. PARTS/ACCESSORIES	104	133	-29	-22%
BICYCLES	72	88	-16	-18%
FROM BUILDINGS	382	372	10	3%
FROM COIN OPERATED MACHINES	3	5	-2	-40%
ALL OTHER	259	209	50	24%
AUTO THEFT	351	339	12	4%
<b>TOTAL</b>	<b>3,782</b>	<b>3,879</b>	<b>-97</b>	<b>-3%</b>

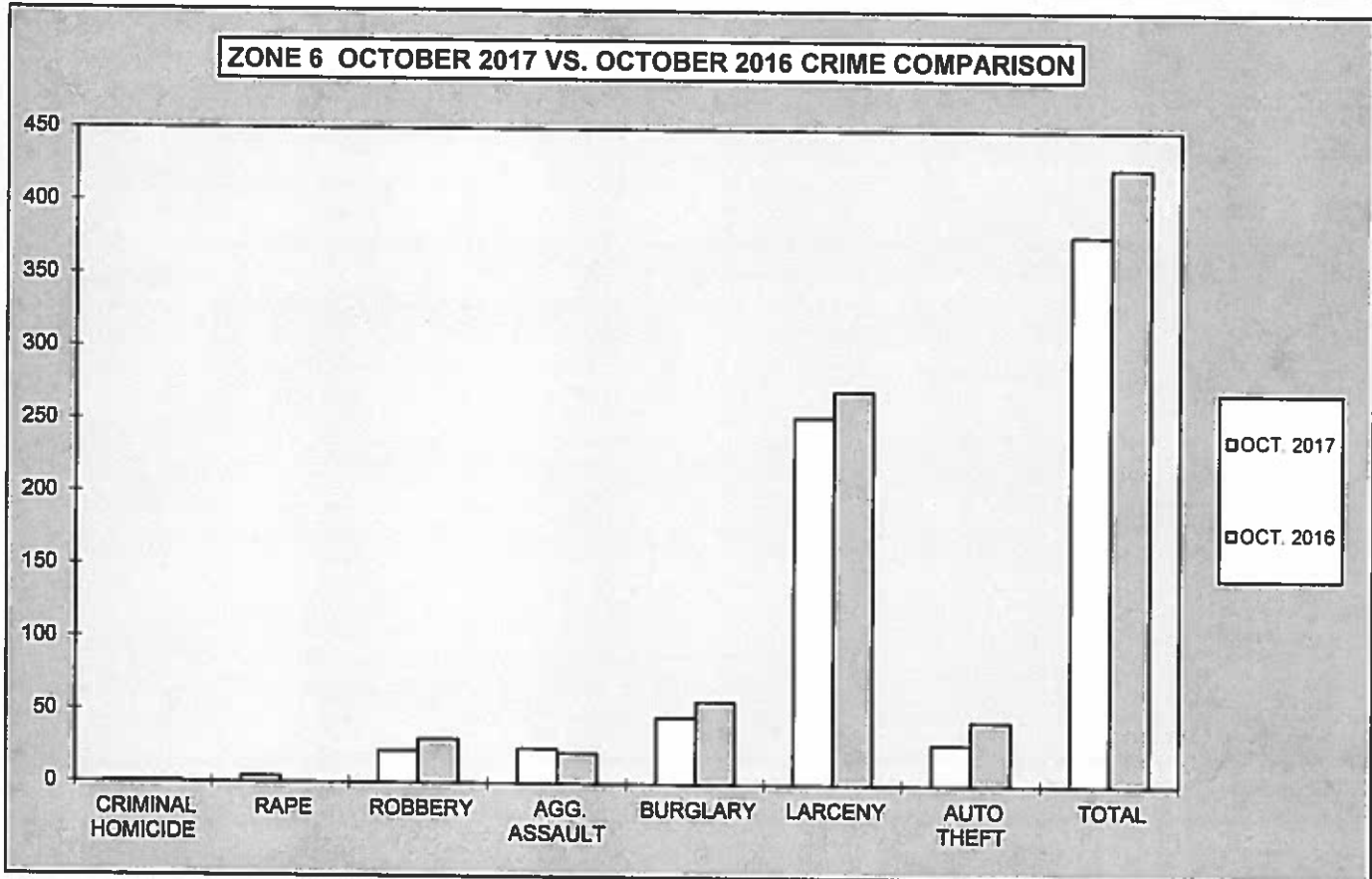
**ZONE 5 YEAR TO DATE CRIME COMPARISON**





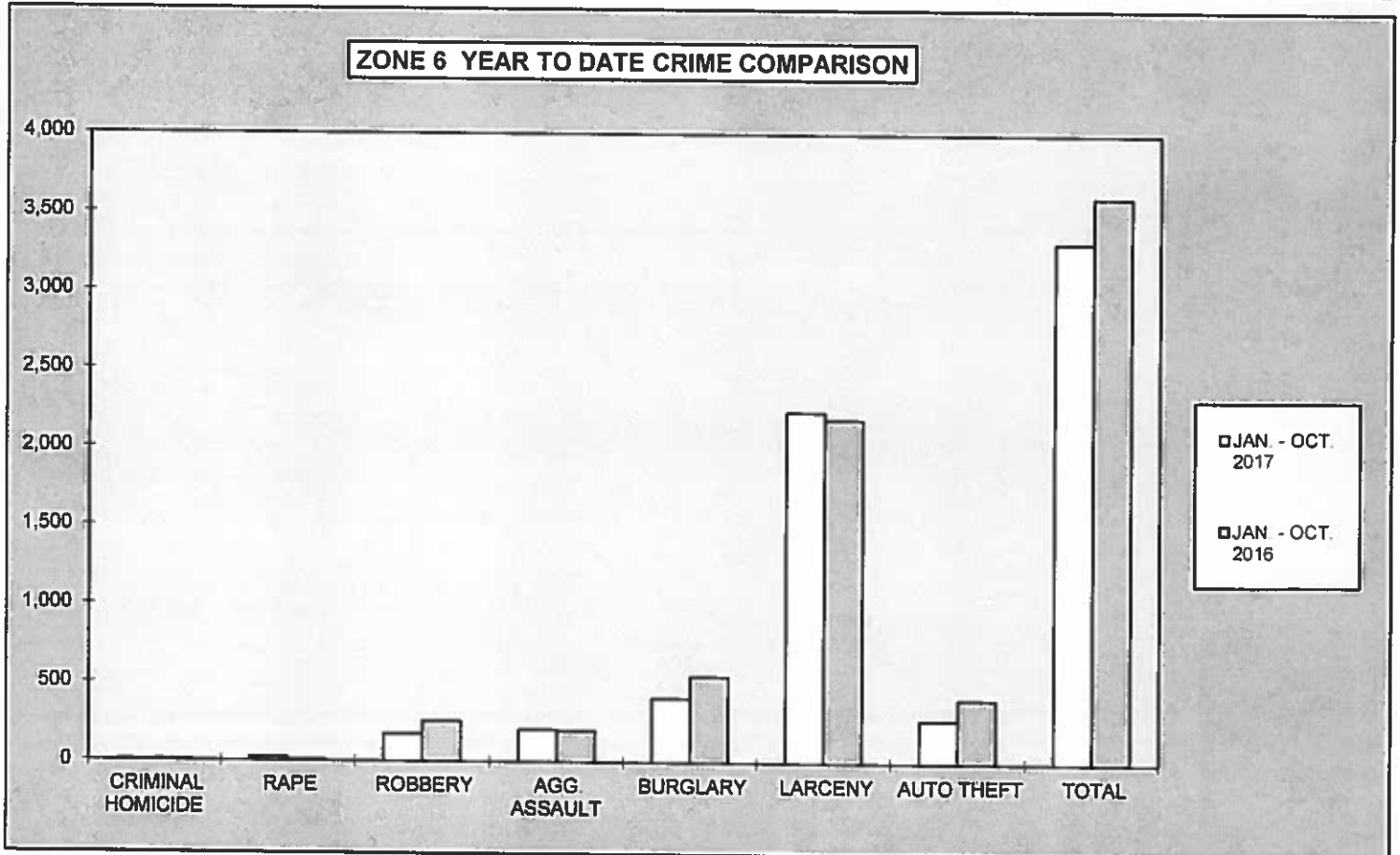
**2017  
MONTHLY CRIME COMPARISON**

<b>ZONE 6</b>				
<b>CRIME</b>	<b>OCT. 2017</b>	<b>OCT. 2016</b>	<b># DIFFERENCE</b>	<b>% DIFFERENCE</b>
CRIMINAL HOMICIDE	1	1	0	0%
RAPE	4	0	4	100%
ROBBERY	22	30	-8	-27%
AGG. ASSAULT	24	21	3	14%
BURGLARY	46	57	-11	-19%
RESIDENCE	41	50	-9	-18%
NON-RESIDENCE	5	7	-2	-29%
LARCENY	253	271	-18	-7%
POCKETPICKING	1	0	1	100%
PURSE SNATCHING	4	3	1	33%
SHOPLIFTING	33	44	-11	-25%
FROM MOTOR VEHICLES	161	179	-18	-10%
MOTOR VEH. PARTS/ACCESSORIES	3	2	1	50%
BICYCLES	7	11	-4	-36%
FROM BUILDINGS	9	14	-5	-36%
FROM COIN OPERATED MACHINES	0	0	0	0%
ALL OTHER	35	18	17	94%
AUTO THEFT	28	44	-16	-36%
<b>TOTAL</b>	<b>378</b>	<b>424</b>	<b>-46</b>	<b>-11%</b>



**2017  
YEAR TO DATE CRIME COMPARISON**

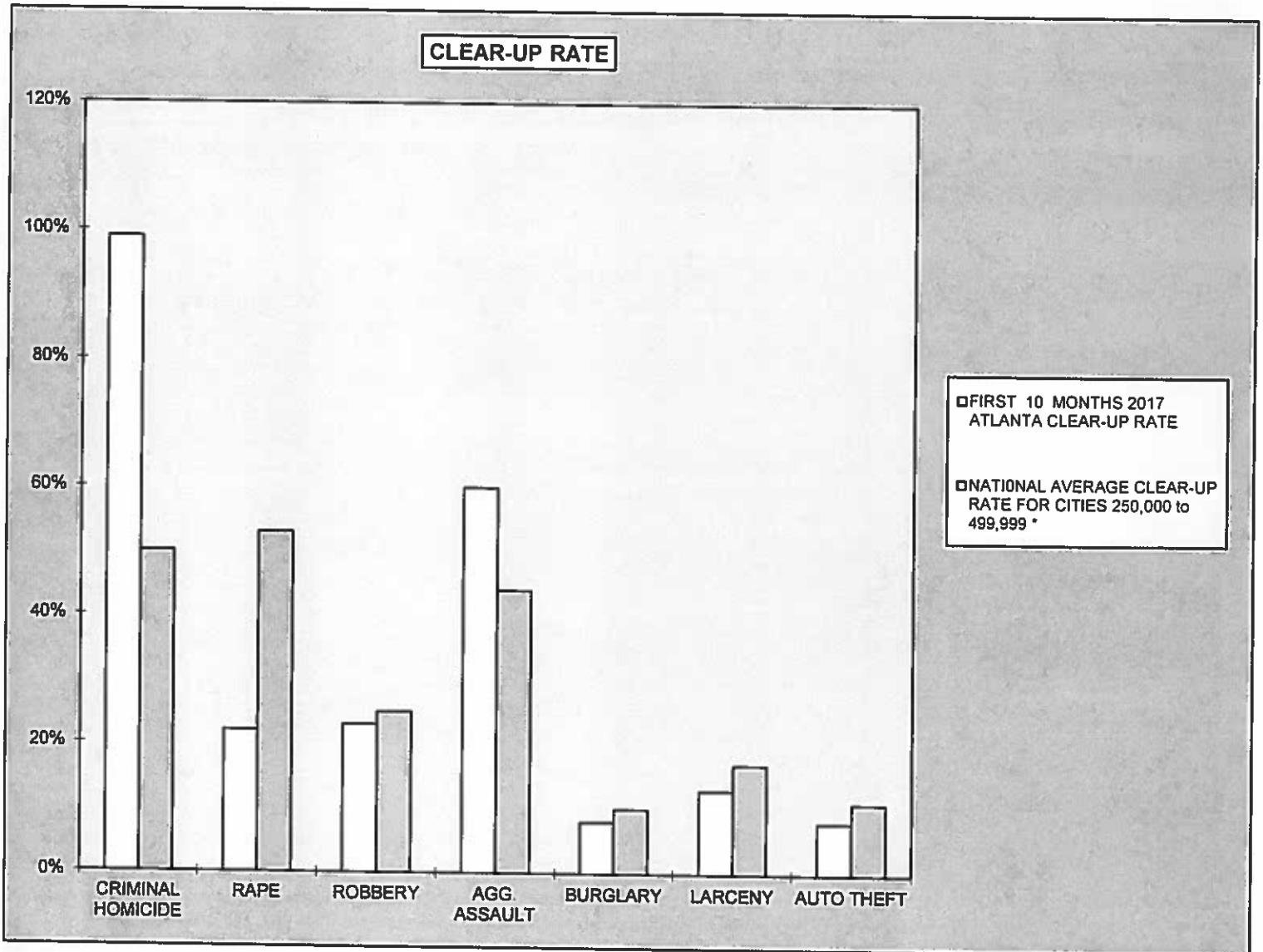
<b>ZONE 6</b>				
<b>CRIME</b>	<b>JAN.-OCT. 2017</b>	<b>JAN.-OCT. 2016</b>	<b># DIFFERENCE</b>	<b>% DIFFERENCE</b>
CRIMINAL HOMICIDE	5	6	-1	-17%
RAPE	21	8	13	163%
ROBBERY	172	255	-83	-33%
AGG. ASSAULT	204	197	7	4%
BURGLARY	406	546	-140	-26%
RESIDENCE	314	421	-107	-25%
NON-RESIDENCE	92	125	-33	-26%
LARCENY	2,233	2,185	48	2%
POCKETPICKING	8	6	2	33%
PURSE SNATCHING	25	33	-8	-24%
SHOPLIFTING	384	362	22	6%
FROM MOTOR VEHICLES	1,250	1,230	20	2%
MOTOR VEH. PARTS/ACCESSORIES	66	88	-22	-25%
BICYCLES	83	105	-22	-21%
FROM BUILDINGS	115	137	-22	-16%
FROM COIN OPERATED MACHINES	3	2	1	50%
ALL OTHER	299	222	77	35%
AUTO THEFT	272	404	-132	-33%
<b>TOTAL</b>	<b>3,313</b>	<b>3,601</b>	<b>-288</b>	<b>-8%</b>



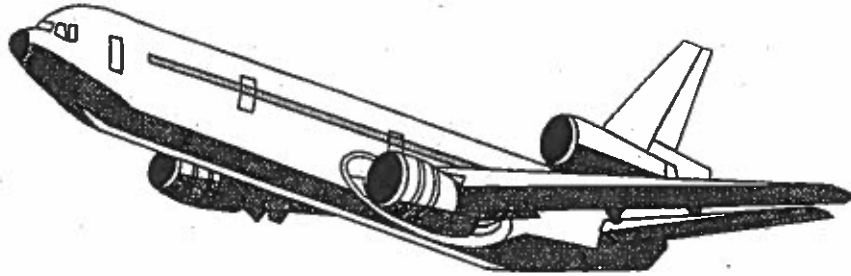
**2017  
CRIME COMPARISON  
CLEAR-UP RATE**

<b>CRIME</b>	<b>FIRST 10 MONTHS 2017 ATLANTA CLEAR-UP RATE</b>	<b>NATIONAL AVERAGE CLEAR-UP RATE FOR CITIES 250,000 to 499,999 *</b>
CRIMINAL HOMICIDE	99%	50%
RAPE	22%	53%
ROBBERY	23%	25%
AGG. ASSAULT	60%	44%
BURGLARY	8%	10%
LARCENY	13%	17%
AUTO THEFT	8%	11%

\* National Average for Cities 250,000 to 499,999 Based on Latest Annual (2016) FBI Uniform Crime Report



# APD



The Atlanta Airport  
UNIFORM CRIME REPORTING



OCTOBER 2017

SUPPORT SERVICES DIVISION  
INFORMATION SERVICES SECTION

**RETURN A - MONTHLY RETURN OF OFFENSES KNOWN TO THE POLICE**

1-720b (Rev. 8-30-94)  
OMB No. 1110-0001

This report is authorized by law Title 28, Section 534, U. S. Code. While you are not required to respond, your cooperation in forwarding this report by the 7th day after the close of the month to Uniform Crime Reports, Federal Bureau of Investigation, Washington, D.C. 20535, will assist in compiling comprehensive, accurate national crime figures on a timely basis.

1	2	3	4	5	6
CLASSIFICATION OF OFFENSES	OFFENSES REPORTED OR KNOWN TO POLICE (INCLUDE "UNFOUNDED" AND ATTEMPTS)	UNFOUNDED, I.E. FALSE OR BASELESS COMPLAINTS	NUMBER OF ACTUAL OFFENSES (COLUMN 2 MINUS COLUMN 3) INCLUDE ATTEMPTS	TOTAL OFFENSES CLEARED BY ARREST OR EXCEPTIONAL MEANS (INCLUDES COL. 6)	NUMBER OF CLEARANCES INVOLVING ONLY PERSONS UNDER 18 YEARS OF AGE
<b>1. CRIMINAL HOMICIDE</b>					
a. MURDER AND NONNEGLIGENT HOMICIDE	11	0	0	0	0
b. MANSLAUGHTER BY NEGLIGENCE	12				
<b>2. FORCIBLE RAPE TOTAL</b>	20	0	0	0	0
a. Rape by Force	21	0	0	0	0
b. Attempts to commit Forcible Rape	22	0	0	0	0
<b>3. ROBBERY TOTAL</b>	30	0	0	0	0
a. Firearm	31	0	0	0	0
b. Knife or Cutting Instrument	32	0	0	0	0
c. Other Dangerous Weapon	33	0	0	0	0
d. Strong-Arm (Hands, Fists, Feet, etc.)	34	0	0	0	0
<b>4. ASSAULT TOTAL</b>	40	2	0	2	1
a. Firearm	41	0	0	0	0
b. Knife or cutting instrument	42	0	0	0	0
c. Other Dangerous Weapon	43	1	0	1	0
d. Strong-Arm	44	0	0	0	0
e. Other Assaults - Simple, Not Aggravated	45	1	0	1	1
<b>5. BURGLARY TOTAL</b>	50	0	0	0	0
a. Forcible Entry	51	0	0	0	0
b. Unlawful Entry - No Force	52	0	0	0	0
c. Attempted Forcible Entry	53	0	0	0	0
<b>6. LARCENY THEFT TOTAL (except Motor Vehicle Theft)</b>	60	20	1	19	0
<b>7. MOTOR VEHICLE THEFT TOTAL</b>	70	13	0	13	2
a. Autos	71	13	0	13	2
b. Trucks and Buses	72	0	0	0	0
c. Other Vehicles	73	0	0	0	0
<b>GRAND TOTAL</b>	77	35	1	34	3

CHECKING ANY OF THE APPROPRIATE BLOCKS BELOW WILL ELIMINATE YOUR NEED TO SUBMIT REPORTS WHEN THE VALUES ARE ZERO. THIS WILL ALSO AID THE NATIONAL PROGRAM IN ITS QUALITY CONTROL EFFORTS.

NO SUPPLEMENTARY HOMICIDE REPORT SUBMITTED SINCE NO MURDERS, JUSTIFIABLE HOMICIDES, OR MANSLAUGHTER BY NEGLIGENCE OCCURRED IN THIS JURISDICTION DURING THE MONTH.

NO SUPPLEMENT TO RETURN A REPORT SINCE NO CRIME OFFENSES OR RECOVERY OF PROPERTY REPORTED DURING THE MONTH.

NO LAW ENFORCEMENT OFFICERS KILLED OR ASSAULTED REPORT SINCE NONE OF THE OFFICERS WERE ASSAULTED OR KILLED DURING THE MONTH.

NO AGE, SEX, AND RACE OF PERSONS ARRESTED UNDER 18 YEARS OF AGE REPORT SINCE NO ARRESTS OF PERSONS WITHIN THIS AGE GROUP.

NO AGE, SEX, AND RACE OF PERSONS ARRESTED 18 YEARS OF AGE AND OVER REPORT SINCE NO ARRESTS OF PERSONS WITHIN THIS AGE GROUP.

NO MONTHLY RETURN OF ARSON OFFENSES KNOWN TO LAW ENFORCEMENT REPORT SINCE NO ARSONS OCCURRED.

DO NOT USE THIS SPACE

	INITIALS
RECORDED	
EDITED	
ENTERED	
ADJUSTED	
CURRES	

\* TOTALS INCLUDE PREVIOUS OFFENSES

OCTOBER 2017

Month and Year of Report

GA 060240X

Agency Identifier

NOVEMBER 13, 2017

Date

ATLANTA AIRPORT POLICE - GEORGIA

Agency and State

L. Shields **LIEUTENANT**  
Prepared by Title  
L. Shields **CHIEF**  
Chief, Commissioner, Sheriff, or Superintendent

## PROPERTY STOLEN BY CLASSIFICATION

CLASSIFICATION	Number of Actual (Column 4)	Offenses Return A)	Monetary Value of Property Stolen
1 MURDER AND NONNEGLIGENT MANSLAUGHTER	12	0	0.00
2 FORCIBLE RAPE	20	0	0.00
3. ROBBERY			
(a) HIGHWAY (streets, alleys, etc.)	31	0	0.00
(b) COMMERCIAL HOUSE (except c, d, and f)	32	0	0.00
(c) GAS OR SERVICE STATION	33	0	0.00
(d) CONVENIENCE STORE	34	0	0.00
(e) RESIDENCE (anywhere on premises)	35	0	0.00
(f) BANK	36	0	0.00
(g) MISCELLANEOUS	37	0	0.00
TOTAL ROBBERY	30	0	\$ 0.00
5. BURGLARY - BREAKING OR ENTERING			
(a) RESIDENCE (dwelling)			
(1) NIGHT (6 p.m. - 6 a.m.)	51	0	0.00
(2) DAY (6 a.m. - 6 p.m.)	52	0	0.00
(3) UNKNOWN	53	0	0.00
(b) NON-RESIDENCE (store, office, etc.)			
(1) NIGHT (6 p.m. - 6 a.m.)	54	0	0.00
(2) DAY (6 a.m. - 6 p.m.)	55	0	0.00
(3) UNKNOWN	56	0	0.00
TOTAL BURGLARY	50	0	\$ 0.00
6. LARCENY - THEFT (Except Motor Vehicle Theft)			
(a) \$200 AND OVER	61	7	4,280.00
(b) \$50 TO \$200	62	3	415.00
(c) UNDER \$50	63	9	33.00
TOTAL LARCENY (Same as Item 6X)	60	19	\$ 4,728.00
7. MOTOR VEHICLE THEFT (Include Alleged Joy Ride)	70	13	502,001.00
GRAND TOTAL - ALL ITEMS	77		\$ 506,729.00
<b>ADDITIONAL ANALYSIS OF LARCENY AND MOTOR VEHICLE THEFT</b>			
6X. NATURE OF LARCENIES UNDER ITEM 6			
(a) POCKET-PICKING	81	0	0.00
(b) PURSE SNATCHING	82	0	0.00
(c) SHOPLIFTING	83	1	400.00
(d) FROM MOTOR VEHICLES (except e)	84	3	520.00
(e) MOTOR VEHICLE PARTS AND ACCESSORIES	85	1	600.00
(f) BICYCLES	86	0	0.00
(g) FROM BUILDING (except c and h)	87	3	0.00
(h) FROM ANY COIN-OPERATED MACHINES (parking meters, etc.)	88	0	0.00
(i) ALL OTHER	89	11	3,208.00
TOTAL LARCENIES (Same as Item 6)	80	19	\$ 4,728.00
7X. MOTOR VEHICLES RECOVERED			
(a) STOLEN LOCALLY AND RECOVERED LOCALLY	91	0	
(b) STOLEN LOCALLY AND RECOVERED BY OTHER JURISDICTIONS	92	0	
(c) TOTAL LOCALLY STOLEN MOTOR VEHICLES RECOVERED (a & b)	93	0	
(d) STOLEN IN OTHER JURISDICTIONS AND RECOVERED LOCALLY	90	1	

**SUPPLEMENT TO RETURN A  
MONTHLY RETURN OF OFFENSES KNOWN TO THE POLICE**

1-706 (Rev.8-30-94)  
Form Approved  
OMB No. 1110-0007

This report is authorized by law, Title 28, Section 534, U. S. Code. While you are not required to respond, your cooperation in submitting this report with the Return A will assist the FBI in compiling comprehensive, accurate figures on a timely basis.

This form deals with the nature of crime and the monetary value of property stolen and recovered. The total offenses recorded on the form should be the same as the number of actual offenses listed in Column 4 of the Return A for each crime class. Include attempted crimes on this form, but do not include unfounded offenses. If you cannot complete the report in all areas, please record as much information as is available. Tally sheets will be sent upon request.

**PROPERTY BY TYPE AND VALUE**

Type of Property (1)	Data Entry	Monetary Value of Property Stolen in Your Jurisdiction	
		Stolen (2)	Recovered (3)
(A) Currency, Notes, Etc.	01	\$ 0.00	0.00
(B) Jewelry and Precious Metals	02	400.00	0.00
(C) Clothing and Furs	03	50.00	0.00
(D) Locally Stolen Motor Vehicles	04	502,001.00	0.00
(E) Office Equipment	05	0.00	0.00
(F) Televisions, Radios, Stereos, Etc.	06	2,631.00	0.00
(G) Firearms	07	600.00	0.00
(H) Household Goods	08	0.00	0.00
(I) Consumable Goods	09	265.00	0.00
(J) Livestock	10	0.00	0.00
(K) Miscellaneous	11	782.00	0.00
<b>TOTAL</b>	<b>00</b>	<b>\$ 506,729.00</b>	<b>\$ 0.00</b>

The total of this column should agree with the Grand Total (DATA ENTRY 77) shown on page 2.

Include in this column all property recovered even though stolen in prior months. The above is an accounting for only that property stolen in your jurisdiction. This will include property recovered for you by other jurisdictions, but not property you recover for them.

NOVEMBER 13, 2017  
DATE

*L. H. K. King* LIEUTENANT  
PREPARED BY TITLE

*[Signature]* CHIEF  
CHIEF, COMMISSIONER, SHERIFF OR SUPERINTENDENT

OCTOBER 2017  
Month and Year of Report

GA 060240X  
Agency Identifier

ATLANTA AIRPORT POLICE - GEORGIA  
Agency and State

ATLANTA AIRPORT POLICE  
AGE, SEX, AND RACE OF PERSONS ARRESTED  
17 YEARS OF AGE AND OVER

MONTH OCTOBER

YEAR 2017

CLASSIFICATION OF OFFENSES	SEX	AGE OF PERSON ARRESTED											TOTAL	RACE					ETHNIC							
		17	18	19	20	21	22	23	24	30	35	40		45	50	55	60	65	White	Black	Native Amer.	Asian/Pacific	Whi. Hispanic	Blk Hispanic		
		17	18	19	20	21	22	23	24	30	35	40		45	50	55	60	65	White	Black	Native Amer.	Asian/Pacific	Whi. Hispanic	Blk Hispanic		
Murder/Nonnegligent Manslaughter	M																									
	F																									
Manslaughter by Negligence	M																									
	F																									
Forcible Rape	M																									
	F																									
Robbery	M																									
	F																									
Aggravated Assault	M																									
	F																									
Burglary- Breaking or Entering	M																									
	F																									
Larceny - Theft (except Motor Vehicle Theft)	M																									
	F																									
Motor Vehicle Theft	M																									
	F																									
Other Assaults	M																									
	F																									
Arson	M																									
	F																									
Forgery and Counterfeiting	M																									
	F																									
Fraud	M																									
	F																									
Embezzlement	M																									
	F																									
Stolen Property; Buying, Receiving, Possessing	M																									
	F																									
Vandalism	M																									
	F																									
Weapons	M																									
	F																									



ATLANTA AIRPORT POLICE  
AGE, SEX, AND RACE OF PERSONS ARRESTED  
17 YEARS OF AGE AND OVER

MONTH OCTOBER

YEAR 2017

CLASSIFICATION OF OFFENSES	SEX	AGE OF PERSON ARRESTED													TOTAL	RACE					ETHNIC																		
		17	18	19	20	21	22	23	24 29	30 34	35 39	40 44	45 49	50 54		55 59	60 64	65 UP	White	Black		Native Amer.	Asian/Pacific	Whl. Hispanic	Blck Hispanic														
16 Prostitution and Commercialized Vice	M																																						
	F																																						
17 Sex Offenses (except Rape and Prostitution)	M																																						
	F																			1																			
18 Drug Abuse Violations Grand Total	M	0	0	0	0	0	0	0	0	0	0	0	0	0	0	0	0	0	0	0	0	0	0	0	0	0													
	F	0	0	0	0	0	0	0	0	0	0	0	0	0	0	0	0	0	0	0	0	0	0	0	0	0	0												
180 (1) Sale/Manufacturing Subtotal	M	0	0	0	0	0	0	0	0	0	0	0	0	0	0	0	0	0	0	0	0	0	0	0	0	0													
	F	0	0	0	0	0	0	0	0	0	0	0	0	0	0	0	0	0	0	0	0	0	0	0	0	0													
a Opium or Cocaine and their derivatives	M																																						
	F																																						
b Marijuana	M																																						
	F																																						
c Synthetic Narcotics	M																																						
	F																																						
d Other Dangerous Non-Narcotic Drugs	M																																						
	F																																						
185 (2) Possession Subtotal	M	0	0	0	0	0	0	0	0	0	0	0	0	0	0	0	0	0	0	0	0	0	0	0	0	0													
	F	0	0	0	0	0	0	0	0	0	0	0	0	0	0	0	0	0	0	0	0	0	0	0	0	0													
e Opium or Cocaine and their derivatives	M																																						
	F																																						
f Marijuana	M																																						
	F																																						
g Synthetic Narcotics	M																																						
	F																																						
h Other Dangerous Non-Narcotic Drugs	M																																						
	F																																						
19 Gambling Total	M	0	0	0	0	0	0	0	0	0	0	0	0	0	0	0	0	0	0	0	0	0	0	0	0	0													
	F	0	0	0	0	0	0	0	0	0	0	0	0	0	0	0	0	0	0	0	0	0	0	0	0	0													
Bookmaking a	M																																						
	F																																						
Numbers and Lottery b	M																																						
	F																																						

ATLANTA AIRPORT POLICE  
AGE, SEX, AND RACE OF PERSONS ARRESTED  
17 YEARS OF AGE AND OVER

MONTH OCTOBER  
YEAR 2017

CLASSIFICATION OF OFFENSES	SEX	AGE OF PERSON ARRESTED										TOTAL	RACE				ETHNIC																																
		17	18	19	20	21	22	23	24	29	30		34	35	39	40	44	45	49	50	54	55	59	60	64	65 UP	White	Black	Native Amer.	Asian/Pacific	Whi. Hispanic	Blck Hispanic																	
		0	0	0	1	3	1	1	1	15	16		12	13	8	8	5	3	103	3	1	1	23	16	107	3	31	125	0	5	0	0																	
All Other Gambling	M																																0																
	F																																																
Offenses Against Family And Children	M																																																
	F																																																
Driving Under the Influence	M																																																
	F																																																
Liquor Laws	M																																																
	F																																																
Drunkenness	M																																																
	F																																																
Disorderly Conduct	M																																																
	F																																																
Vagrancy	M																																																
	F																																																
All Other Offenses (except Traffic)	M																																																
	F																																																
Suspicion	M																																																
	F																																																
<b>TOTAL</b>																																																	

OCTOBER 2017  
Month and Year of Report

GA 060240X  
Agency Identifier

NOVEMBER 14, 2017  
Date

ATLANTA AIRPORT POLICE - GEORGIA  
Agency and State

Prepared By [Signature]  
Title LIEUTENANT  
Chief, Commissioner, Sheriff, or Superintendent CHIEF

ATLANTA AIRPORT POLICE  
 AGE, SEX, AND RACE OF PERSONS ARRESTED  
 16 YEARS OF AGE AND UNDER

MONTH OCTOBER

YEAR 2017

CLASSIFICATION OF OFFENSES	SEX	AGE					TOTAL	RACE					ETHNIC		
		09	1012	1314	15	16		White	Black	Native Amer.	Asian/Pacific	Whi. Hispanic	Blck Hispanic		
Murder/Nonnegligent Manslaughter	M						0								
	F						0								
Manslaughter by Negligence	M						0								
	F						0								
Forcible Rape	M						0								
	F						0								
Robbery	M						0								
	F						0								
Aggravated Assault	M						0								
	F						0								
Burglary- Breaking or Entering	M						0								
	F						0								
Larceny - Theft (except Motor Vehicle Theft)	M						0								
	F						0								
Motor Vehicle Theft	M						0								
	F						0								
Other Assaults	M						0								
	F						0								
Arson	M						0								
	F						0								
Forgery and Counterfeiting	M						0								
	F						0								
Fraud	M						0								
	F						0								
Embezzlement	M						0								
	F						0								
Stolen Property: Buying, Receiving, Possessing	M						0								
	F						0								
Vandalism	M						0								
	F						0								
Weapons	M						0								
	F						0								
Prostitution and Commercialized Vice	M						0								
	F						0								

ATLANTA AIRPORT POLICE  
 AGE, SEX, AND RACE OF PERSONS ARRESTED  
 16 YEARS OF AGE AND UNDER

MONTH OCTOBER

YEAR 2017

CLASSIFICATION OF OFFENSES	SEX	AGE						TOTAL	RACE					ETHNIC					
		0 9		10 12		13 14			15		16		White	Black	Native Amer.	Asian/Pacific	Whi. Hispanic	Blck Hispanic	
17 Sex Offenses (except Rape and Prostitution)	M																		
	F																		
18 Drug Abuse Violations Grand Total	M	0	0	0	0	0	0	0	0	0	0	0	0	0	0	0	0	0	0
	F	0	0	0	0	0	0	0	0	0	0	0	0	0	0	0	0	0	0
180 (1) Sale/Manufacturing Subtotal	M	0	0	0	0	0	0	0	0	0	0	0	0	0	0	0	0	0	0
	F	0	0	0	0	0	0	0	0	0	0	0	0	0	0	0	0	0	0
a Opium or Cocaine and their Derivatives	M																		
	F																		
b Marijuana	M																		
	F																		
c Synthetic Narcotics	M																		
	F																		
d Other Dangerous Non-Narcotic Drugs	M																		
	F																		
185 (2) Possession Subtotal	M	0	0	0	0	0	0	0	0	0	0	0	0	0	0	0	0	0	0
	F	0	0	0	0	0	0	0	0	0	0	0	0	0	0	0	0	0	0
e Opium or Cocaine and their Derivatives	M																		
	F																		
f Marijuana	M																		
	F																		
g Synthetic Narcotics	M																		
	F																		
h Other Dangerous Non-Narcotic Drugs	M																		
	F																		
19 Gambling Total	M	0	0	0	0	0	0	0	0	0	0	0	0	0	0	0	0	0	0
	F	0	0	0	0	0	0	0	0	0	0	0	0	0	0	0	0	0	0
a Bookmaking	M																		
	F																		
b Numbers and Lottery	M																		
	F																		
c All Other Gambling	M																		
	F																		
20 Offenses Against Family and Children	M																		
	F																		

ATLANTA AIRPORT POLICE  
 AGE, SEX, AND RACE OF PERSONS ARRESTED  
 16 YEARS OF AGE AND UNDER

MONTH OCTOBER  
 YEAR 2017

CLASSIFICATION OF OFFENSES	SEX	AGE						RACE				ETHNIC							
		0 9		10 12		13 14		15		16		TOTAL	White	Black	Native Amer.	Asian/Pacific	Whi. Hispanic	Blck Hispanic	
Driving Under the Influence	M																		
	F																		
Liquor Laws	M																		
	F																		
Drunkenness	M																		
	F																		
Disorderly Conduct	M																		
	F																		
Vagrancy	M																		
	F																		
All Other Offenses (except Traffic)	M																		
	F																		
Suspicion	M																		
	F																		
Curfew and Loitering	M																		
	F																		
Run-Aways	M																		
	F																		
<b>Total</b>		0	0	0	0	0	0	0	0	0	0	0	0	0	0	0	0	0	0

OCTOBER 2017  
 Month and Year of Report

GA 060240X  
 Agency Identifier

NOVEMBER 14, 2017  
 Date

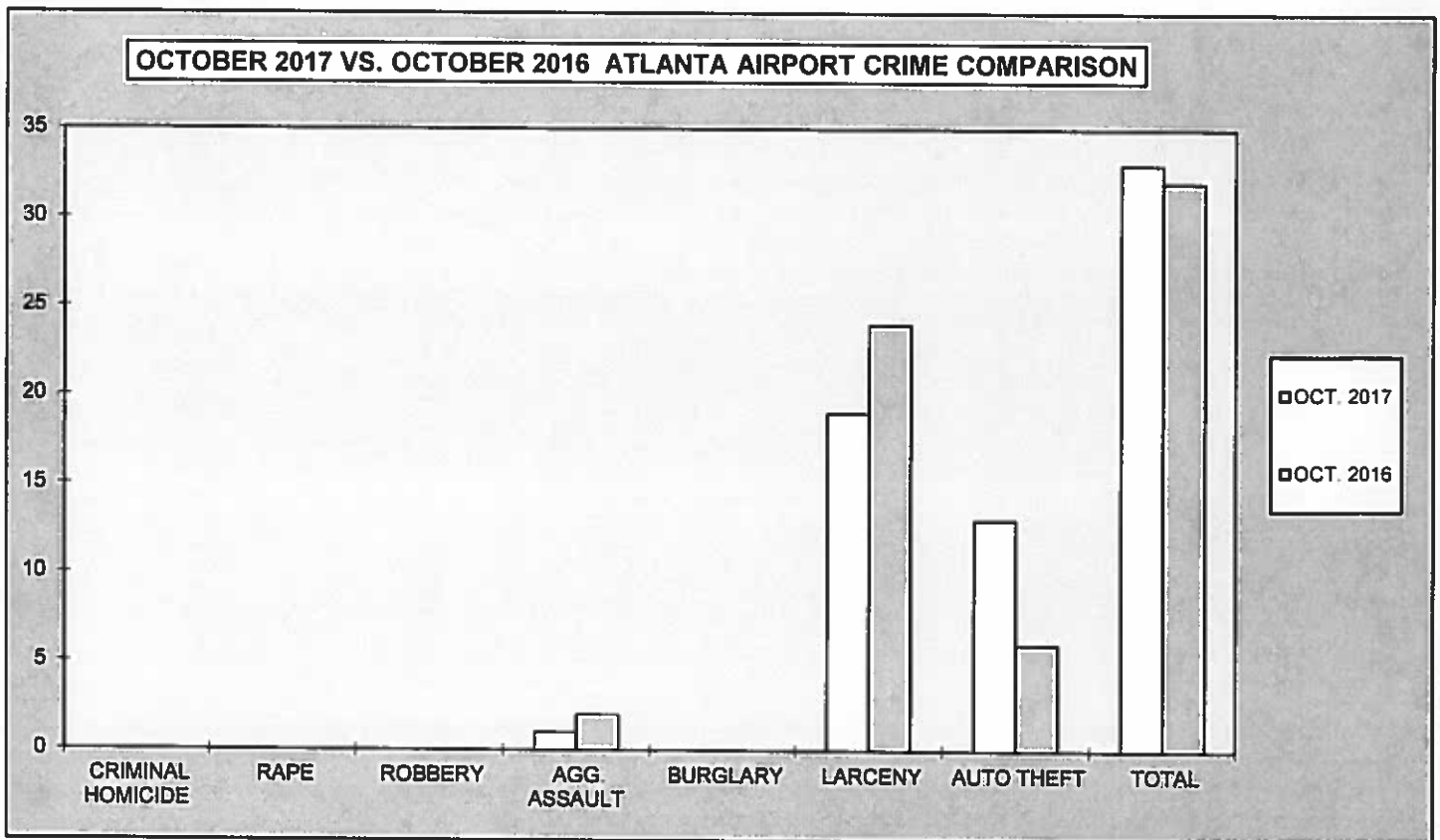
ATLANTA AIRPORT POLICE - GEORGIA  
 Agency and State

LIEUTENANT  
 Prepared By

CHIEF  
 Chief, Commissioner, Sheriff, or Superintendent

**2017  
ATLANTA AIRPORT  
MONTHLY CRIME COMPARISON**

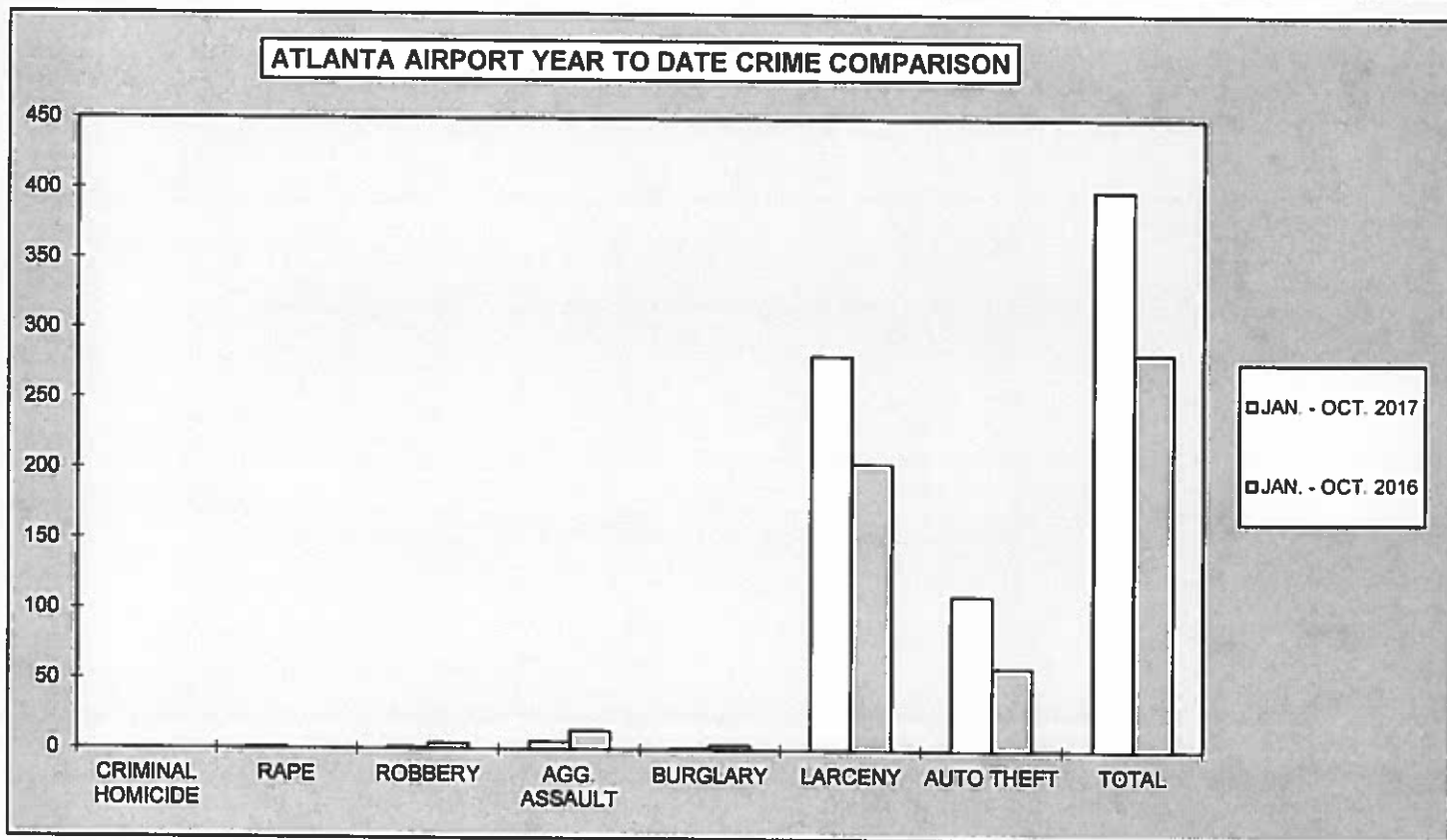
CRIME	OCT. 2017	OCT. 2016	# DIFFERENCE	% DIFFERENCE
CRIMINAL HOMICIDE	0	0	0	0%
RAPE	0	0	0	0%
ROBBERY	0	0	0	0%
AGG. ASSAULT	1	2	-1	-50%
BURGLARY	0	0	0	0%
RESIDENCE	0	0	0	0%
NON-RESIDENCE	0	0	0	0%
LARCENY	19	24	-5	-21%
POCKETPICKING	0	0	0	0%
PURSE SNATCHING	0	0	0	0%
SHOPLIFTING	1	0	1	100%
FROM MOTOR VEHICLES	3	4	-1	-25%
MOTOR VEH. PARTS/ACCESSORIES	1	0	1	100%
BICYCLES	0	0	0	0%
FROM BUILDINGS	3	12	-9	-75%
FROM COIN OPERATED MACHINES	0	0	0	0%
ALL OTHER	11	8	3	38%
AUTO THEFT	13	6	7	117%
<b>TOTAL</b>	<b>33</b>	<b>32</b>	<b>1</b>	<b>3%</b>



**2017  
ATLANTA AIRPORT  
YEAR TO DATE CRIME COMPARISON**

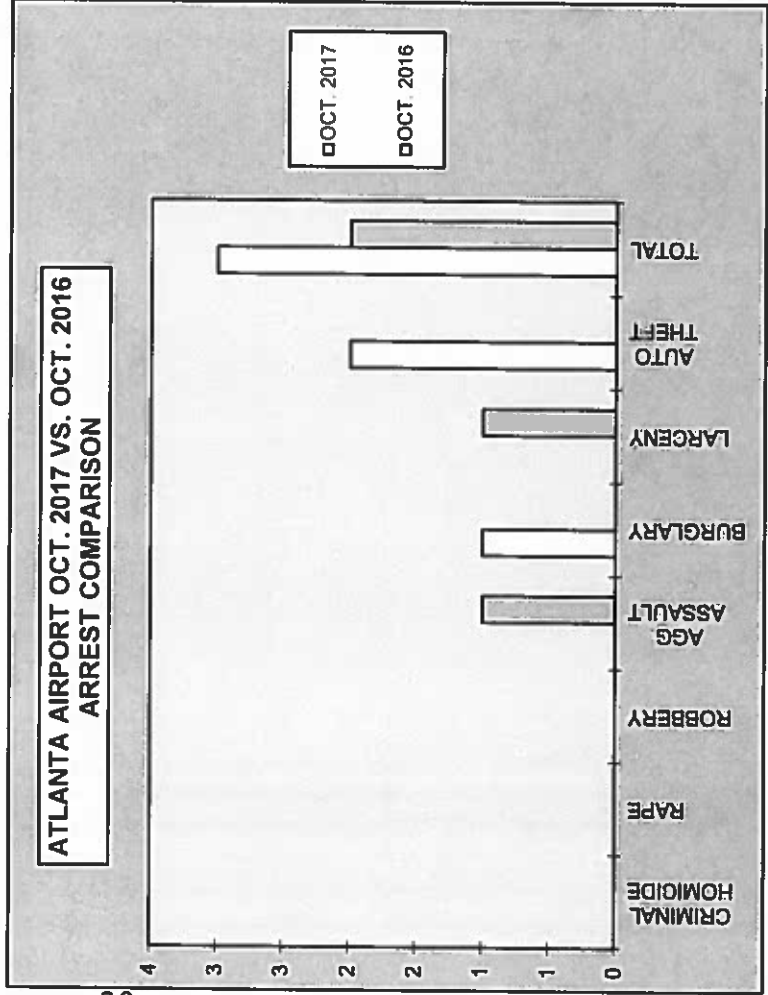
**FIRST 10 MONTHS**

CRIME	JAN. - OCT. 2017	JAN. - OCT. 2016	# DIFFERENCE	% DIFFERENCE
CRIMINAL HOMICIDE	0	0	0	0%
RAPE	1	0	1	100%
ROBBERY	1	4	-3	-75%
AGG. ASSAULT	5	13	-8	-62%
BURGLARY	1	3	-2	-67%
RESIDENCE	0	0	0	0%
NON-RESIDENCE	1	3	-2	-67%
LARCENY	281	204	77	38%
POCKETPICKING	2	3	-1	-33%
PURSE SNATCHING	2	6	-4	-67%
SHOPLIFTING	22	8	14	175%
FROM MOTOR VEHICLES	23	29	-6	-21%
MOTOR VEH. PARTS/ACCESSORIES	11	17	-6	-35%
BICYCLES	1	0	1	100%
FROM BUILDINGS	39	64	-25	-39%
FROM COIN OPERATED MACHINES	0	0	0	0%
ALL OTHER	181	77	104	135%
AUTO THEFT	110	59	51	86%
<b>TOTAL</b>	<b>399</b>	<b>283</b>	<b>116</b>	<b>41%</b>




**2017  
ATLANTA AIRPORT  
ARREST COMPARISON**

OCTOBER ARREST COMPARISON				
CRIME	OCT. 2017	OCT. 2016	# DIFFERENCE	% DIFFERENCE
CRIMINAL HOMICIDE	0	0	0	0%
RAPE	0	0	0	0%
ROBBERY	0	0	0	0%
AGG. ASSAULT	0	1	-1	-100%
BURGLARY	1	0	1	100%
LARCENY	0	1	-1	-100%
AUTO THEFT	2	0	2	100%
<b>TOTAL</b>	<b>3</b>	<b>2</b>	<b>1</b>	<b>50%</b>



FIRST 10 MONTHS ARREST COMPARISON					
CRIME	2017 JAN. - OCT.	2016 JAN. - OCT.	# DIFFERENCE	% DIFFERENCE	
CRIMINAL HOMICIDE	0	0	0	0%	
RAPE	0	1	-1	-100%	
ROBBERY	0	0	0	0%	
AGG. ASSAULT	0	5	-5	-100%	
BURGLARY	4	0	4	100%	
LARCENY	22	16	6	38%	
AUTO THEFT	19	8	11	138%	
<b>TOTAL</b>	<b>45</b>	<b>30</b>	<b>15</b>	<b>50%</b>	





**2017  
ATLANTA AIRPORT  
CLEAR-UP RATE**

CRIME	ATLANTA AIRPORT OCT. 2017 CLEAR-UP RATE	ATLANTA AIRPORT OCT. 2016 CLEAR-UP RATE
CRIMINAL HOMICIDE	0%	0%
RAPE	0%	0%
ROBBERY	0%	0%
AGG. ASSAULT	0%	100%
BURGLARY	0%	0%
LARCENY	0%	4%
AUTO THEFT	15%	0%

