



UNIFORM CRIME REPORTING

ATLANTA POLICE DEPARTMENT

226 PEACHTREE STREET, SW

ATLANTA, GEORGIA 30303



MARCH 2012

SUPPORT SERVICES DIVISION
INFORMATION SERVICES SECTION

TABLE OF CONTENTS

	Page
U. C. R. COMPARATIVE CRIME REPORT -----	1
RETURN A - MONTHLY RETURN OF OFFENSES KNOWN TO THE POLICE -----	2
PROPERTY STOLEN BY CLASSIFICATION -----	3
	3a
LAW ENFORCEMENT OFFICERS KILLED OR ASSAULTED -----	4
MONTHLY RETURN OF ARSON OFFENSES KNOWN TO LAW ENFORCEMENT -----	5
POLICE DISPOSITION OF JUVENILES -----	6
SUPPLEMENTARY HOMICIDE REPORT -----	7
	7a
SEX AND RACE OF PERSONS ARRESTED -----	8
	8a-8e
HOMICIDE COMPARISON REPORT -----	9
HOMICIDE BREAKDOWN REPORT -----	10
SEVEN MAJOR CRIMES - MONTHLY CRIME COMPARISON -----	11
SEVEN MAJOR CRIMES - YEAR TO DATE CRIME COMPARISON -----	12
SEVEN MAJOR CRIMES ARREST MONTHLY AND YEAR TO DATE COMPARISON -----	13
CRIMES AGAINST PERSONS MONTHLY AND YEAR TO DATE COMPARISON -----	14
CRIMES AGAINST PROPERTY MONTHLY AND YEAR TO DATE COMPARISON -----	15
CRIMES AGAINST PERSONS & PROPERTY MONTHLY COMPARISON BY ZONES -----	16
CRIMES AGAINST PERSONS & PROPERTY YEAR TO DATE COMPARISON BY ZONES -----	17
SEVEN MAJOR CRIMES MONTHLY CRIME COMPARISON BY ZONES -----	18
SEVEN MAJOR CRIMES - YEAR TO DATE CRIME COMPARISON BY ZONES -----	19
SEVEN MAJOR CRIMES - MONTHLY CRIME COMPARISON - ZONE 1 -----	20
SEVEN MAJOR CRIMES - YEAR TO DATE CRIME COMPARISON - ZONE 1 -----	21
SEVEN MAJOR CRIMES - MONTHLY CRIME COMPARISON - ZONE 2 -----	22
SEVEN MAJOR CRIMES - YEAR TO DATE CRIME COMPARISON - ZONE 2 -----	23
SEVEN MAJOR CRIMES - MONTHLY CRIME COMPARISON - ZONE 3 -----	24
SEVEN MAJOR CRIMES - YEAR TO DATE CRIME COMPARISON - ZONE 3 -----	25
SEVEN MAJOR CRIMES - MONTHLY CRIME COMPARISON - ZONE 4 -----	26
SEVEN MAJOR CRIMES - YEAR TO DATE CRIME COMPARISON - ZONE 4 -----	27
SEVEN MAJOR CRIMES - MONTHLY CRIME COMPARISON - ZONE 5 -----	28
SEVEN MAJOR CRIMES - YEAR TO DATE CRIME COMPARISON - ZONE 5 -----	29
SEVEN MAJOR CRIMES - MONTHLY CRIME COMPARISON - ZONE 6 -----	30
SEVEN MAJOR CRIMES - YEAR TO DATE CRIME COMPARISON - ZONE 6 -----	31
CLEAR-UP RATE COMPARISON -----	32
ATLANTA AIRPORT -----	33
RETURN A - MONTHLY RETURN OF OFFENSES KNOWN TO THE POLICE -----	34
PROPERTY STOLEN BY CLASSIFICATION -----	35
	35a
LAW ENFORCEMENT OFFICERS KILLED OR ASSAULTED -----	36
SEX AND RACE OF PERSONS ARRESTED -----	37
	37a-37e
SEVEN MAJOR CRIMES - MONTHLY CRIME COMPARISON -----	38
SEVEN MAJOR CRIMES - YEAR TO DATE CRIME COMPARISON -----	39
SEVEN MAJOR CRIMES ARREST MONTHLY AND YEAR TO DATE COMPARISON -----	40
CLEAR-UP RATE COMPARISON -----	41

MARCH 2012
U.C.R. COMPARATIVE CRIME REPORT
SUPPORT SERVICES DIVISION
INFORMATION SERVICES SECTION

	<u>MARCH 2012</u>		<u>MARCH 2011</u>		<u>COMPARATIVE ACTUAL</u>	<u>% CHANGE ACTUAL</u>	<u>COMPARATIVE CLEARED</u>	<u>% CHANGE CLEARED</u>
	<u>ACTUAL</u>	<u>CLEARED</u>	<u>ACTUAL</u>	<u>CLEARED</u>				
MURDER	10	6	7	13	3	43%	-7	-54%
RAPE	1	9	5	6	-4	-80%	3	50%
ROBBERY	160	38	163	43	-3	-2%	-5	-12%
AGG. ASSAULT	319	212	237	177	82	35%	35	20%
BURGLARY - RESIDENCE	400		438		-38	-9%		
BURGLARY - NON-RESIDENCE	47	37	57	58	-10	-18%	-21	-36%
LARCENY - \$200 AND OVER	464		481		-17	-4%		
LARCENY - \$50 TO \$199	118	269	134	228	-16	-12%	41	18%
LARCENY - UNDER \$50	791		787		4	1%		
AUTO THEFT	361	42	341	35	20	6%	7	20%
TOTAL	2,671		2,650		21	1%		
AUTOS RECOVERED	50		74		-24	-32%		

	<u>2012 JANUARY - MARCH</u>		<u>2011 JANUARY - MARCH</u>		<u>COMPARATIVE ACTUAL</u>	<u>% CHANGE ACTUAL</u>	<u>COMPARATIVE CLEARED</u>	<u>% CHANGE CLEARED</u>
	<u>ACTUAL</u>	<u>CLEARED</u>	<u>ACTUAL</u>	<u>CLEARED</u>				
MURDER	19	13	16	19	3	19%	-6	-32%
RAPE	25	22	27	15	-2	-7%	7	47%
ROBBERY	429	108	442	102	-13	-3%	6	6%
AGG. ASSAULT	820	549	676	437	144	21%	112	26%
BURGLARY - RESIDENCE	1,162		1,235		-73	-6%		
BURGLARY - NON-RESIDENCE	160	133	207	175	-47	-23%	-42	-24%
LARCENY - \$200 AND OVER	1,299		1,186		113	10%		
LARCENY - \$50 TO \$199	326	754	315	725	11	3%	29	4%
LARCENY - UNDER \$50	2,250		2,271		-21	-1%		
AUTO THEFT	1,099	87	1,029	87	70	7%	0	0%
TOTAL	7,589		7,404		185	2%		
AUTOS RECOVERED	182		240		-58	-24%		

RETURN A - MONTHLY RETURN OF OFFENSES KNOWN TO THE POLICE

1-720b (Rev. 8-30-94)
OMB No. 1110-0001

This report is authorized by law Title 28, Section 534, U. S. Code. While you are not required to respond, your cooperation in forwarding this report by the 7th day after the close of the month to Uniform Crime Reports, Federal Bureau of Investigation, Washington, D.C. 20535, will assist in compiling comprehensive, accurate national crime figures on a timely basis.

1	2	3	4	5	6
CLASSIFICATION OF OFFENSES	OFFENSES REPORTED OR KNOWN TO POLICE (INCLUDE "UNFOUNDED" AND ATTEMPTS)	UNFOUNDED, I.E., FALSE OR BASELESS COMPLAINTS	NUMBER OF ACTUAL OFFENSES (COLUMN 2 MINUS COLUMN 3) INCLUDE ATTEMPTS	TOTAL OFFENSES CLEARED BY ARREST OR EXCEPTIONAL MEANS (INCLUDES COL. 6)	NUMBER OF CLEARANCES INVOLVING ONLY PERSONS UNDER 18 YEARS OF AGE
1. CRIMINAL HOMICIDE					
a. MURDER AND NONNEGLIGENT HOMICIDE	10	0	10	6	1
b. MANSLAUGHTER BY NEGLIGENCE	2	0	2	2	0
2. FORCIBLE RAPE TOTAL	6	5	1	9	0
a. Rape by Force	5	5	0	8	0
b. Attempts to commit Forcible Rape	1	0	1	1	0
3. ROBBERY TOTAL	169	9	160	38	0
a. Firearm	87	3	84	13	0
b. Knife or Cutting Instrument	5	0	5	4	0
c. Other Dangerous Weapon	19	0	19	1	0
d. Strong-Arm (Hands, Fists, Feet, etc.)	58	6	52	20	0
4. ASSAULT TOTAL	1,029	23	1,006	660	32
a. Firearm	135	3	132	57	4
b. Knife or cutting instrument	64	1	63	54	0
c. Other Dangerous Weapon	105	6	99	89	3
d. Strong-Arm	25	0	25	12	0
e. Other Assaults - Simple, Not Aggravated	700	13	687	448	25
5. BURGLARY TOTAL	455	8	447	37	1
a. Forcible Entry	351	8	343	27	1
b. Unlawful Entry - No Force	90	0	90	10	0
c. Attempted Forcible Entry	14	0	14	0	0
6. LARCENY THEFT TOTAL (except Motor Vehicle Theft)	1,409	36	1,373	269	10
7. MOTOR VEHICLE THEFT TOTAL	396	35	361	42	0
a. Autos	349	32	317	25	0
b. Trucks and Buses	35	2	33	17	0
c. Other Vehicles	12	1	11	0	0
GRAND TOTAL	3,476	116	3,360	1,063	44

CHECKING ANY OF THE APPROPRIATE BLOCKS BELOW WILL ELIMINATE YOUR NEED TO SUBMIT REPORTS WHEN THE VALUES ARE ZERO. THIS WILL ALSO AID THE NATIONAL PROGRAM IN ITS QUALITY CONTROL EFFORTS.

NO SUPPLEMENTARY HOMICIDE REPORT SUBMITTED SINCE NO MURDERS, JUSTIFIABLE HOMICIDES, OR MANSLAUGHTER BY NEGLIGENCE OCCURRED IN THIS JURISDICTION DURING THE MONTH.

NO SUPPLEMENT TO RETURN A REPORT SINCE NO CRIME OFFENSES OR RECOVERY OF PROPERTY REPORTED DURING THE MONTH.

NO LAW ENFORCEMENT OFFICERS KILLED OR ASSAULTED REPORT SINCE NONE OF THE OFFICERS WERE ASSAULTED OR KILLED DURING THE MONTH.

NO AGE, SEX, AND RACE OF PERSONS ARRESTED UNDER 18 YEARS OF AGE REPORT SINCE NO ARRESTS OF PERSONS WITHIN THIS AGE GROUP.

NO AGE, SEX, AND RACE OF PERSONS ARRESTED 18 YEARS OF AGE AND OVER REPORT SINCE NO ARRESTS OF PERSONS WITHIN THIS AGE GROUP.

NO MONTHLY RETURN OF ARSON OFFENSES KNOWN TO LAW ENFORCEMENT REPORT SINCE NO ARSONS OCCURRED.

DO NOT USE THIS SPACE

INITIALS

RECORDED

EDITED

ENTERED

ADJUSTED

WORKS

* TOTALS INCLUDE PREVIOUS OFFENSES

MARCH 2012

Month and Year of Report

GAAPD 0000

Agency Identifier

APRIL 12, 2012

Date

ATLANTA POLICE DEPARTMENT - GEORGIA

Agency and State

H.C. [Signature]

Prepared By

LIEUTENANT

Title

George W. [Signature]

CHIEF

Chief, Commissioner, Sheriff, or Superintendent

SUPPLEMENT TO RETURN A
MONTHLY RETURN OF OFFENSES KNOWN TO THE POLICE

1-706 (Rev.8-30-94)
Form Approved
OMB No. 1110-0007

This report is authorized by law, Title 28, Section 534, U. S. Code. While you are not required to respond, your cooperation in submitting this report with the Return A will assist the FBI in compiling comprehensive, accurate figures on a timely basis.

This form deals with the nature of crime and the monetary value of property stolen and recovered. The total offenses recorded on the form should be the same as the number of actual offenses listed in Column 4 of the Return A for each crime class. Include attempted crimes on this form, but do not include unfounded offenses. If you cannot complete the report in all areas, please record as much information as is available. Tally sheets will be sent upon request.

PROPERTY BY TYPE AND VALUE

Type of Property (1)	Data Entry	Monetary Value of Property Stolen in Your Jurisdiction	
		Stolen (2)	Recovered (3)
(A) Currency, Notes, Etc.	01	\$ 153,533.00	\$ 0.00
(B) Jewelry and Precious Metals	02	206,917.00	0.00
(C) Clothing and Furs	03	237,943.00	0.00
(D) Locally Stolen Motor Vehicles	04	175,216.00	22.00
(E) Office Equipment	05	267,696.00	0.00
(F) Televisions, Radios, Stereos, Etc.	06	513,011.00	5.00
(G) Firearms	07	14,624.00	0.00
(H) Household Goods	08	61,929.00	0.00
(I) Consumable Goods	09	8,324.00	0.00
(J) Livestock	10	0.00	0.00
(K) Miscellaneous	11	1,092,644.00	5.00
TOTAL	00	\$ 2,731,837.00	\$ 32.00

The total of this column should agree with the Grand Total (DATA ENTRY 77) shown on page 2.

Include in this column all property recovered even though stolen in prior months. The above is an accounting for only that property stolen in your jurisdiction. This will include property recovered for you by other jurisdictions, but not property you recover for them.

APRIL 16, 2012

DATE

Chella C. Brown

PREPARED BY

LIEUTENANT

TITLE

George M. ...

CHIEF

CHIEF, COMMISSIONER, SHERIFF OR SUPERINTENDENT

MARCH 2012

Month and Year of Report

GAAPD 0000

Agency Identifier

ATLANTA POLICE DEPARTMENT - GEORGIA

Agency and State

LAW ENFORCEMENT OFFICERS KILLED OR ASSAULTED

It is requested this report be completed and transmitted with monthly crime reports to: Director, Federal Bureau of Investigation, Uniform Crime Reports, Washington, D. C. 20535. This form should be used to report the number of your officers who were assaulted or killed in the line of duty during the month. Additional information concerning officers killed will be requested by a separate questionnaire.

OFFICERS KILLED	
Number of your law enforcement officers killed in the line of duty this month.	By felonious act <u>0</u>
	By accident or negligence <u>0</u>

Officers Assaulted (Do not include officers killed) - See other side for instructions.

Type of Activity	Total Assaults by Weapon A	Type of Weapon					Type of Assignment							Police Assaults Cleared M
		Firearm B	Knife or Other Cutting Instrument C	Other Dangerous Weapon D	Hands, Fists, Feet, etc. E	Two-Officer Vehicle F	One-Officer Vehicle		Detective or Special Assign.		Other			
							Alone G	As-sisted H	Alone I	As-sisted J	Alone K	As-sisted L		
1. Responding to "Disturbance" calls (family quarrels, man with gun, etc.)	3	3						3						3
2. Burglaries in progress or pursuing burglary suspects	0													
3. Robberies in progress or pursuing robbery suspects	0													
4. Attempting other arrests	0													
5. Civil disorder (riot, mass disobedience)	0													
6. Handling, transporting, custody of prisoners	4				4			4						4
7. Investigating suspicious persons or circumstances	4		1		3			4						4
8. Ambush - no warning	2	1			1		1					1		2
9. Mentally deranged	1				1							1		1
10. Traffic pursuits and stops	0													
11. All Other	3				3		1	2						3
12. TOTAL (1-11)	17	4	1	0	12	0	2	13	0	0	2	0	17	
13. Number with personal injury	2	1			1									
14. Number without personal injury	15	3	1		11									
15. Time of assaults	AM 3		1											
	PM 2	2		1	7	3								

DO NOT WRITE HERE

Recorded	Initials
Edited	
Punched	
Verified	
Adjusted	
DOJ/FBI	

12:01 2:00 4:00 6:00 8:00 10:00 12:00

MARCH 2012 GAAPD 0000 *George J. Jones* LIEUTENANT
 Month and Year Agency Identifier Prepared By Title
 ATLANTA POLICE DEPARTMENT GEORGIA *George J. Jones* CHIEF
 Agency State Chief, Sheriff, Commissioner, Superintendent

MONTHLY RETURN OF ARSON OFFENSES KNOWN TO LAW ENFORCEMENT

DO-73 (2-11-82)
Form Approved
OMB No. 1110-0008

This report is authorized by law Title 28, Section 534, United States Code, and the enactment of the fiscal year 1979, Department of Justice Authorization Bill S. 3151. While you are not required to respond, your cooperation in using this form to report all incidents of arson which become known to your department during the month will assist the FBI in compiling comprehensive, accurate data on a timely basis. Instructions appear on reverse side.

1		2	3	4	5	6	7	8
PROPERTY CLASSIFICATION		Offenses Reported or Known to Police (include Unfounded and Attempts)	Unfounded, i.e. False or Baseless Complaints	Number of Actual Offenses (Column 2 Minus Column 3 (include Attempts))	Total Offenses Cleared by Arrest or Exceptional Means (Include Column 6)	Number of Clearances Involving Only Persons Under 18 Years of Age	Offenses Where Structures Uninhabited Abandoned, or not Normally in Use	Estimated Value of Property Damage
S T R U C T U R A L	A. Single Occupancy Residential: Houses, Townhouses, Duplexes, etc.	17	13	4			2	\$ 28,000.
	B. Other Residential: Apartments, Tenements, Flats, Hotels, Motels, Inns, Dormitories, Boarding Houses, etc.	1	1					\$
	C. Storage: Barns, Garages, Warehouses, etc.	1	1					\$
	D. Industrial/Manufacturing							\$
	E. Other Commercial: Stores, Restaurants, Offices, etc.	7	7					\$
	F. Community/Public: Churches, Jails, Schools, Colleges, Hospitals, etc.	1	1					\$
	G. All Other Structure: Out Buildings, Monuments, Buildings Under Construction, etc.							\$
TOTAL STRUCTURE		27	23	4			2	\$ 28,000.
M O B I L E	H. Motor Vehicles: Automobiles, Trucks, Buses, Motorcycles, etc.: UCR Definition	2		2				\$ 5,000.
	I. Other Mobile Property: Trailers, Recreational Vehicles, Airplanes, Boats, etc.							\$
	TOTAL MOBILE	2		2				\$ 5,000.
J. TOTAL OTHER Crops, Timber, Fences, Signs, etc.								\$
GRAND TOTAL		29	23	6			2	\$ 33,000.

Agency Identifier GAAPD 0000 Month MARCH 2012
 Agency ATLANTA POLICE DEPARTMENT State GEORGIA
 Prepared by [Signature] LIEUTENANT
[Signature] CHIEF
 Chief, Commissioner, Sheriff, or Superintendent

DO NOT WRITE HERE	
Recorded	
Edited	
Entered	
Adjusted	
Corres.	

AGENCY IDENTIFIER GAAPD 0000 REPORTING PERIOD MARCH 20 12

AGENCY NAME ATLANTA POLICE DEPARTMENT

POLICE DISPOSITION OF JUVENILES

-Not to include neglect or traffic cases-

- 1. Handled within Department and released.
(Warning, released to parents, etc.)
- 2. Referred to juvenile court or probation department.
- 3. Referred to welfare agency.
- 4. Referred to other police agency.
- 5. Referred to criminal or adult court.

	79
TOTAL	79

APRIL 12, 2012

DATE

Cuffa I/dh
PREPARED BY

LIEUTENANT

TITLE

George M. Jones
APPROVED BY

CHIEF

TITLE

GCIC USE ONLY

Recorded	_____
Reviewed	_____
Punched	_____
Verified	_____

RETURN TO:

Georgia Crime Information Center/Uniform Crime Reporting
P. O. Box 1456
Atlanta, Georgia 30301

Return on or before the 7th of the following month.

GCIC/UCR-012 (9/74)

PAGE 1 OF 2
SUPPLEMENTARY HOMICIDE REPORT

1-704 (Rev. 4-24-95)
Form Approved
OMB No. 1110-0002

This report is authorized by law Title 28, Section 534, United States Code. While you are not required to respond, your cooperation in using this form to list data pertaining to all homicides reported on your Return A will assist the FBI in compiling comprehensive, accurate data regarding this important classification on a timely basis.

1a. Murder and Nonnegligent Manslaughter

List below specific information for all offenses shown in item 1a of the monthly Return A. In addition, list all justifiable killings of felons by a citizen or by a peace officer in the line of duty. A brief explanation in the circumstances column regarding unfounded homicide offenses will aid the national Uniform Crime Reporting Program in editing the reports.

Incident	Situation*	Victim**				Offender**				Data Code			Weapon Used (Handgun, Rifle, Shotgun, Club, Poison, etc.)	Relationship of Victim to Offender (Husband, Wife, Son, Father, Acquaintance, Neighbor, Stranger, etc.)	Circumstances (Victim shot by robber, robbery victim shot robber, killed by patron during barroom brawl, etc.)
		Age	Sex	Race	Ethnicity	Age	Sex	Race	Ethnicity	Do Not Write In These Spaces					
	A	15	F	B	N	15	M	B	N				HANDGUN - 9MM	STRANGER	OTHER ARGUMENTS
	B	51	M	B	N								BLUNT OBJECT	UNKNOWN	OTHER
	A	25	M	B	N	25	M	B	N				KNIFE	OTHER FAMILY - COUSIN	OTHER ARGUMENTS
	A	27	M	B	N	25	M	B	N				KNIFE	FRIEND	OTHER ARGUMENTS
	A	54	F	B	N	20	M	B	N				HANDGUN - 380 CAL.	STRANGER	OTHER - SENSELESS KILLING
	B	25	M	B	N								HANDGUN	UNKNOWN	OTHER
	B	44	M	B	N								BLUNT OBJECT	UNKNOWN	OTHER
	B	48	M	B	N								HANDGUN	UNKNOWN	OTHER
	B	32	M	B	N								SHOTGUN	UNKNOWN	OTHER
	A	28	M	B	N	33	M	B	N				HANDGUN	ACQUAINTANCE	OTHER ARGUMENTS

** - See reverse side for explanation

MARCH 2012

Month and Year

ATLANTA POLICE DEPARTMENT

Agency

GAAPD 0000

Agency Identifier

GEORGIA

State

Clyde Galt
Prepared By

LIEUTENANT

Title

George J. ...
Chief, Sheriff, Commissioner, Superintendent

CHIEF

DO NOT WRITE HERE	
Recorded	
Edited	
Punched	
Verified	
Adjusted	

SSD/4-12-12

PAGE 2 OF 2
 SUPPLEMENTARY HOMICIDE REPORT (Continued)

1a. Manslaughter by Negligence

Do not list traffic fatalities, accidental deaths, or death due to the negligence of the victim. List below all other negligent manslaughters, regardless of prosecutive action taken.

Incident	Situation*	Victim **				Offender**				Data Code			Weapon Used (Handgun, Rifle, Shotgun, Knife, etc.)	Relationship of Victim to Offender (Husband, Wife, Son, Father, Acquaintance, Neighbor, Stranger, etc.)	Circumstances (Victim shot in hunting accident, gun- cleaning, children playing with gun, etc.)
		Age	Sex	Race	Ethnicity	Age	Sex	Race	Ethnicity	Do Not Write In These Spaces					
	A	29	F	B	N	27	M	B	N				HANDGUN	ACQUAINTANCE	ALL OTHER MNSLGHTR - XTRAFFIC
	A	03	M	B	N	20	M	B	N				HANDGUN	ACQUAINTANCE	ALL OTHER MNSLGHTR - XTRAFFIC

* - Situations A - Single Victim/Single Offender

B - Single Victim/Unknown Offender or Offenders

C - Single Victim/Multiple Offenders

D - Multiple Victims/Single Offender

E - Multiple Victims/Multiple Offenders

F - Multiple Victims/Unknown Offender or Offenders

Use only one victim/offender situation code per set of information. The utilization of a new code will signify the beginning of a new murder situation.

** - Age - 01 to 99. If 100 or older use 99. New born up to one week old use NB. If over one week, but less than one year old use BB. Use two characters only in age column.

Sex - M for Male and F for Female. Use one character only.

Race - White - W, Black - B, American Indian or Alaskan Native - I, Asian or Pacific Islander - A, Unknown - U. Use only these as race designations.

Ethnicity - Hispanic Origin - H, Not of Hispanic Origin - N, Unknown - U.

ATLANTA POLICE DEPARTMENT
AGE, SEX, AND RACE OF PERSONS ARRESTED
17 YEARS OF AGE AND OVER

MONTH MARCH

YEAR 2012

CLASSIFICATION OF OFFENSES	SEX	AGE OF PERSON ARRESTED																TOTAL	RACE				ETHNIC					
		17	18	19	20	21	22	23	24 29	30 34	35 39	40 44	45 49	50 54	55 59	60 64	65 UP		White	Black	Native Amer.	Asian/Pacific	Whi. Hispanic	Blck Hispanic				
Prostitution and Commercialized Vice	M					2	1	1	9	10	3	6	4	3	1	1	1	42										
	F					1	2		7	4	7	5	5	5				36	14	64								
Sex Offenses (except Rape and Prostitution)	M			3			1	2	7	7	10	14	21	12	13	3		93										
	F									1	5	2	2	1	1			12	8	97								
Drug Abuse Violations Grand Total	M	7	11	18	19	17	19	24	88	64	31	38	37	33	14	7	1	428										
	F	0	3	3	1	2	2	7	16	7	7	3	2	9	3	2	0	67	60	434	0	1	0	0				
(1) Sale/Manufacturing Subtotal	M	0	2	1	1	0	1	1	13	4	1	5	1	1	2	0	0	33										
	F	0	0	0	0	0	0	0	0	1	1	0	1	2	0	0	0	5	2	36	0	0	0	0				
Opium or Cocaine and their derivatives	M						1	1	7	1	1	4	1		1		17											
	F									1			1	2				4	1	20								
Marijuana	M		2	1	1				4	3		1		1			13											
	F										1							1		14								
Synthetic Narcotics	M																	0										
	F																		0									
Other Dangerous Non-Narcotic Drugs	M								2							1		3										
	F																		0	1	2							
(2) Possession Subtotal	M	7	9	17	18	17	18	23	75	60	30	33	36	32	12	7	1	395										
	F	0	3	3	1	2	2	7	16	6	6	3	1	7	3	2	0	62	58	398	0	1	0	0				
Opium or Cocaine and their derivatives	M		1	1		1	4	5	23	11	8	14	24	23	9	3	1	128										
	F		2		1		1	2	7	2	3			2	3	1		24	29	123								
Marijuana	M	7	8	16	18	16	14	18	50	49	21	18	12	9	3	3		262										
	F		1	3		2	1	5	9	4	3	3	1	3		1		36	25	272		1						
Synthetic Narcotics	M								1		1					1		3										
	F													1				1	2	2								
Other Dangerous Non-Narcotic Drugs	M								1			1						2										
	F													1				1	2	1								
Gambling Total	M	0	0	0	2	1	1	0	4	2	1	0	0	1	0	0	0	12										
	F	0	0	0	0	0	0	0	0	0	0	0	0	0	0	0	0	0	0	12	0	0	0	0				
Bookmaking	M																	0										
	F																		0									
Numbers and Lottery	M																	0										
	F																		0									

ATLANTA POLICE DEPARTMENT
AGE, SEX, AND RACE OF PERSONS ARRESTED
17 YEARS OF AGE AND OVER

MONTH MARCH

YEAR 2012

CLASSIFICATION OF OFFENSES	SEX	AGE OF PERSON ARRESTED																TOTAL	RACE				ETHNIC			
		17	18	19	20	21	22	23	24 29	30 34	35 39	40 44	45 49	50 54	55 59	60 64	65 UP		White	Black	Native Amer.	Asian/Pacific	Whi. Hispanic	Blck-Hispanic		
All Other Gambling	M				2	1	1		4	2	1			1				12								
	F																	0		12						
Offenses Against Family And Children	M		1															1								
	F					1			3	1					1			6		7						
Driving Under the Influence	M				2	2	5	4	13	4	13	5	5	3				56								
	F				2	3	3	7	7	2	1			1				26	42	40						
Liquor Laws	M	1	1			6	1	1	10	19	14	24	46	48	30	16	8	225								
	F								3	4	4	2	3	6	2			24	34	214		1				
Drunkenness	M				1		1	1	11	7	9	12	17	15	9	4	2	89								
	F								2	1			3	2	2			10	19	80						
Disorderly Conduct	M	1	4	2	5	2	6	4	14	24	23	28	26	24	28	10	7	208								
	F	2	3	3	2	9	1	6	4	5	4	4	11	5	3	1		63	35	236						
Vagrancy	M								3	1	3	11	7	9		1	35									
	F								2	1	1			1			5		3	37						
All Other Offenses (except Traffic)	M	4	1	4	10	8	14	9	29	48	43	33	51	56	30	14	10	364								
	F		2	1	1	5	1	2	11	11	11	13	5	3	3	2	2	73	43	391		2	1			
Suspicion	M																	0								
	F																	0								
TOTAL		42	62	72	89	105	91	102	420	341	269	268	328	307	177	73	38	2784	380	2392	1	10	1		0	

MARCH 2012

Month and Year of Report

GAAPD 0000

Agency Identifier

APRIL 16, 2012

Date

Clyde J. ...
Prepared By

LIEUTENANT

Title

George W. ...
Chief, Commissioner, Sheriff, or Superintendent

CHIEF

ATLANTA POLICE DEPARTMENT - GEORGIA

Agency and State

**ATLANTA POLICE DEPARTMENT
AGE, SEX, AND RACE OF PERSONS ARRESTED
16 YEARS OF AGE AND UNDER**

MONTH MARCH

YEAR 2012

CLASSIFICATION OF OFFENSES	SEX	AGE					TOTAL	RACE				ETHNIC		
		09	1012	1314	15	16		White	Black	Native Amer.	Asian/Pacific	Whi. Hispanic	Blck Hispanic	
Murder/Nonnegligent Manslaughter	01a M				1		1							
	F						0		1					
Manslaughter by Negligence	01b M						0							
	F						0							
Forcible Rape.	02 M						0							
	F						0							
Robbery	03 M					1	1							
	F						0		1					
Aggravated Assault	04 M			3	1		4							
	F		1	1			2		6					
Burglary- Breaking or Entering	05 M				1		1							
	F						0		1					
Larceny - Theft (except Motor Vehicle Theft)	06 M			2	1	4	7							
	F				3	4	7		14					
Motor Vehicle Theft	07 M		1	2	2		5							
	F						0		5					
Other Assaults	08 M		4	2	5	2	13							
	F		5	4		3	12		25					
Arson	09 M						0							
	F						0							
Forgery and Counterfeiting	10 M						0							
	F						0							
Fraud	11 M						0							
	F						0							
Embezzlement	12 M						0							
	F						0							
Stolen Property; Buying, Receiving, Possessing	13 M						0							
	F						0							
Vandalism	14 M			3	3	1	7							
	F						0		7					
Weapons	15 M		1	2			3							
	F						0		3					
Prostitution and Commercialized Vice	16 M						0							
	F				1		1		1					

-28-

**ATLANTA POLICE DEPARTMENT
AGE, SEX, AND RACE OF PERSONS ARRESTED
16 YEARS OF AGE AND UNDER**

MONTH MARCH

YEAR 2012

CLASSIFICATION OF OFFENSES	SEX	AGE						RACE				ETHNIC		
		0 9	10 12	13 14	15	16	TOTAL	White	Black	Native Amer.	Asian/Pacific	Whi. Hispanic	Blck Hispanic	
Sex Offenses (except Rape and Prostitution)	17 M						0							
	F						0							
Drug Abuse Violations Grand Total	18 M	0	0	0	0	2	2							
	F	0	0	0	0	0	0	0	2	0	0	0	0	0
(1) Sale/Manufacturing Subtotal	180 M	0	0	0	0	0	0							
	F	0	0	0	0	0	0	0	0	0	0	0	0	0
Opium or Cocaine and their Derivatives	a M						0							
	F						0							
Marijuana	b M						0							
	F						0							
Synthetic Narcotics	c M						0							
	F						0							
Other Dangerous Non- Narcotic Drugs	d M						0							
	F						0							
(2) Possession Subtotal	185 M	0	0	0	0	2	2							
	F	0	0	0	0	0	0	0	2	0	0	0	0	0
Opium or Cocaine and their Derivatives	e M						0							
	F						0							
Marijuana	f M					2	2							
	F						0		2					
Synthetic Narcotics	g M						0							
	F						0							
Other Dangerous Non- Narcotic Drugs	h M						0							
	F						0							
Gambling Total	19 M	0	0	0	0	0	0							
	F	0	0	0	0	0	0	0	0	0	0	0	0	0
Bookmaking	a M						0							
	F						0							
Numbers and Lottery	b M						0							
	F						0							
All Other Gambling	c M						0							
	F						0							
Offenses Against Family and Children	20 M						0							
	F						0							

2012 RELEASE UNDER E.O. 14176

ATLANTA POLICE DEPARTMENT
 AGE, SEX, AND RACE OF PERSONS ARRESTED
 16 YEARS OF AGE AND UNDER

MONTH MARCH

YEAR 2012

CLASSIFICATION OF OFFENSES	SEX	AGE					RACE				ETHNIC			
		09	1012	1314	15	16	TOTAL	White	Black	Native Amer.	Asian/Pacific	Whi. Hispanic	Bck Hispanic	
		21	M					0						
Driving Under the Influence	F					0								
	M					0								
Liquor Laws	F					0								
	M					0								
Drunkenness	M					0								
	F					0								
Disorderly Conduct	M					1								
	F					1								
Vagrancy	M			1	1	2					4			
	F					0					2			
All Other Offenses (except Traffic)	M			2	1	3					5			
	F					0					0			
Suspicion	M					0					0			
	F					0					0			
Curfew and Loitering	M			1	1	2					2			
	F					0					0			
Run-Aways	M					0					0			
	F					0					0			
Total		0	12	24	23	79	0	79	0	79	0	0	0	0

MARCH 2012

Month and Year of Report

GAAPD 0000

Agency Identifier

APRIL 16, 2012

Date

[Signature]
 Prepared By
 LIEUTENANT

ATLANTA POLICE DEPARTMENT - GEORGIA

Agency and State

[Signature]
 Chief, Commissioner, Sheriff, or Superintendent

UNIFORM CRIME REPORTING

**LAW ENFORCEMENT
OPERATIONS
&
MANAGEMENT**

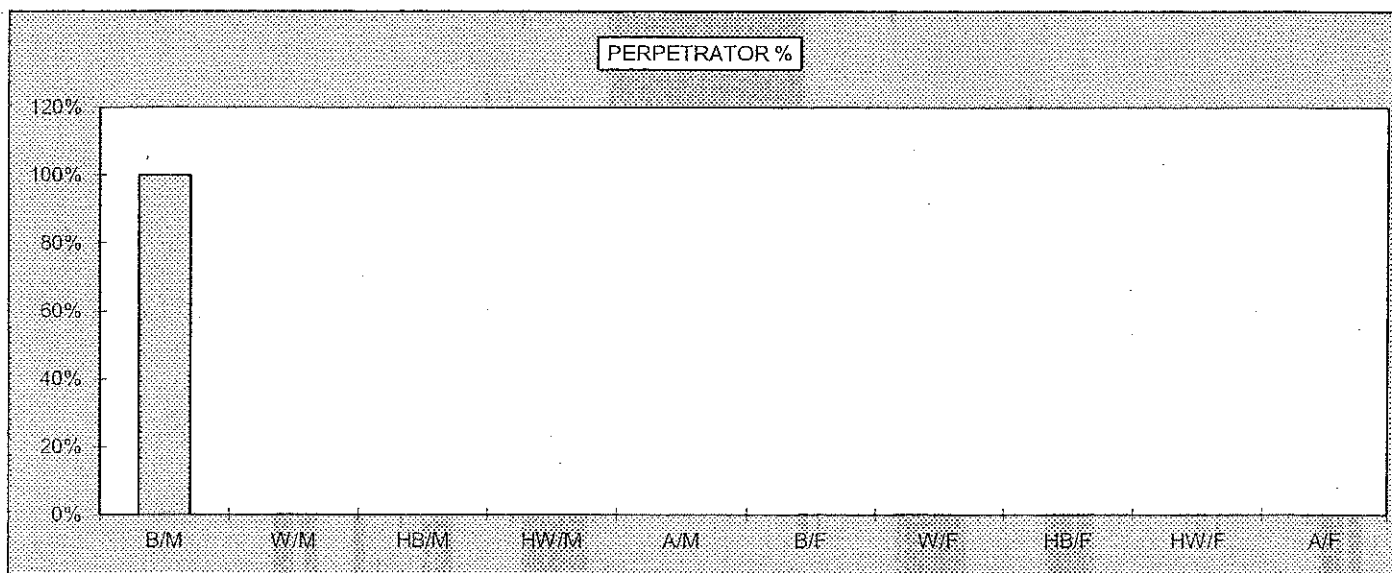
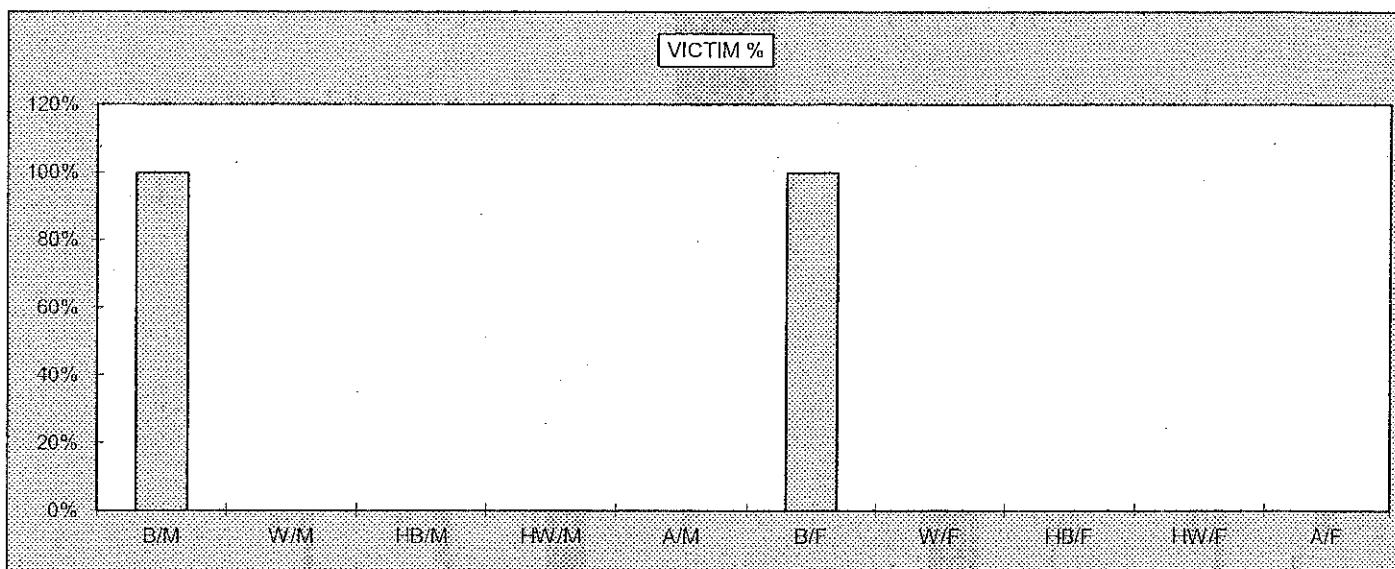
CRIME AREA COMPARISON

**SUPPORT SERVICES DIVISION
Information Services Section**

**MARCH 2012
MARCH 2011**

**2012
MARCH HOMICIDE COMPARISON
BY RACE, SEX, AND ETHNIC ORIGIN**

	VICTIM	PERPETRATOR		VICTIM %	PERPETRATOR %
B/M	8	5	B/M	100%	100%
W/M	0	0	W/M	0%	0%
HB/M	0	0	HB/M	0%	0%
HW/M	0	0	HW/M	0%	0%
A/M	0	0	A/M	0%	0%
TOTAL MALES	8	5			
B/F	2	0	B/F	100%	0%
W/F	0	0	W/F	0%	0%
HB/F	0	0	HB/F	0%	0%
HW/F	0	0	HW/F	0%	0%
A/F	0	0	A/F	0%	0%
TOTAL FEMALES	2	0			
TOTAL	10	5	PERPETRATOR UNKNOWN FOR 5 HOMICIDES		

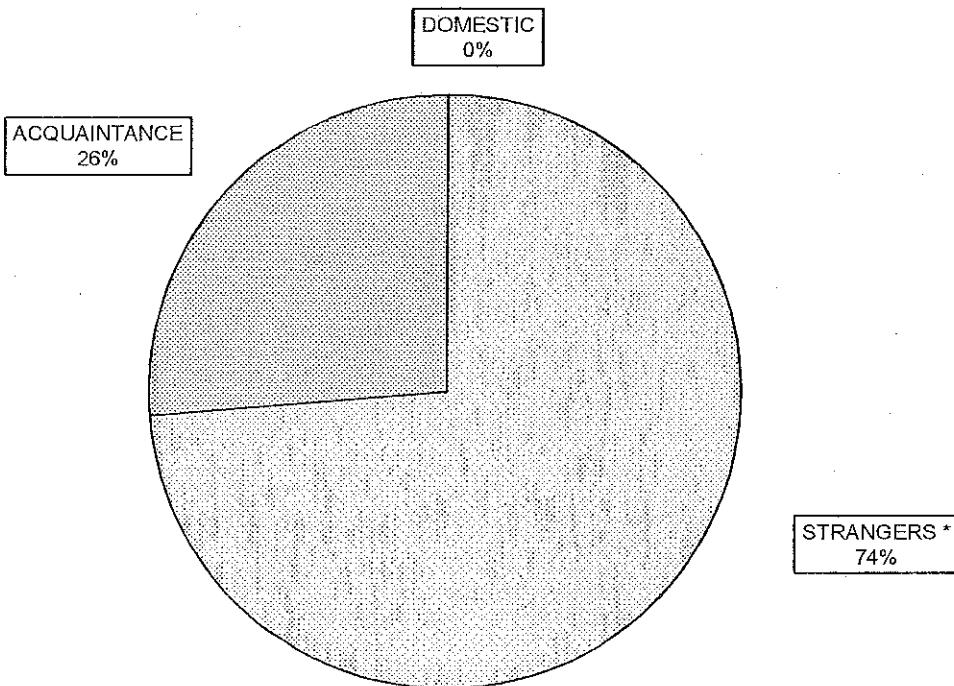


**2012
HOMICIDE BREAKDOWN
YEAR TO DATE**

FEBRUARY

MONTH	ACTUAL	DOMESTIC	%	STRANGERS *	%	ACQUAINTANCE	%
JANUARY	4	0	0%	3	75%	1	25%
FEBRUARY	5	0	0%	4	80%	1	20%
MARCH	10	0	0%	7	70%	3	30%
APRIL							
MAY							
JUNE							
JULY							
AUGUST							
SEPTEMBER							
OCTOBER							
NOVEMBER							
DECEMBER							
TOTAL	19	0	0%	14	74%	5	26%

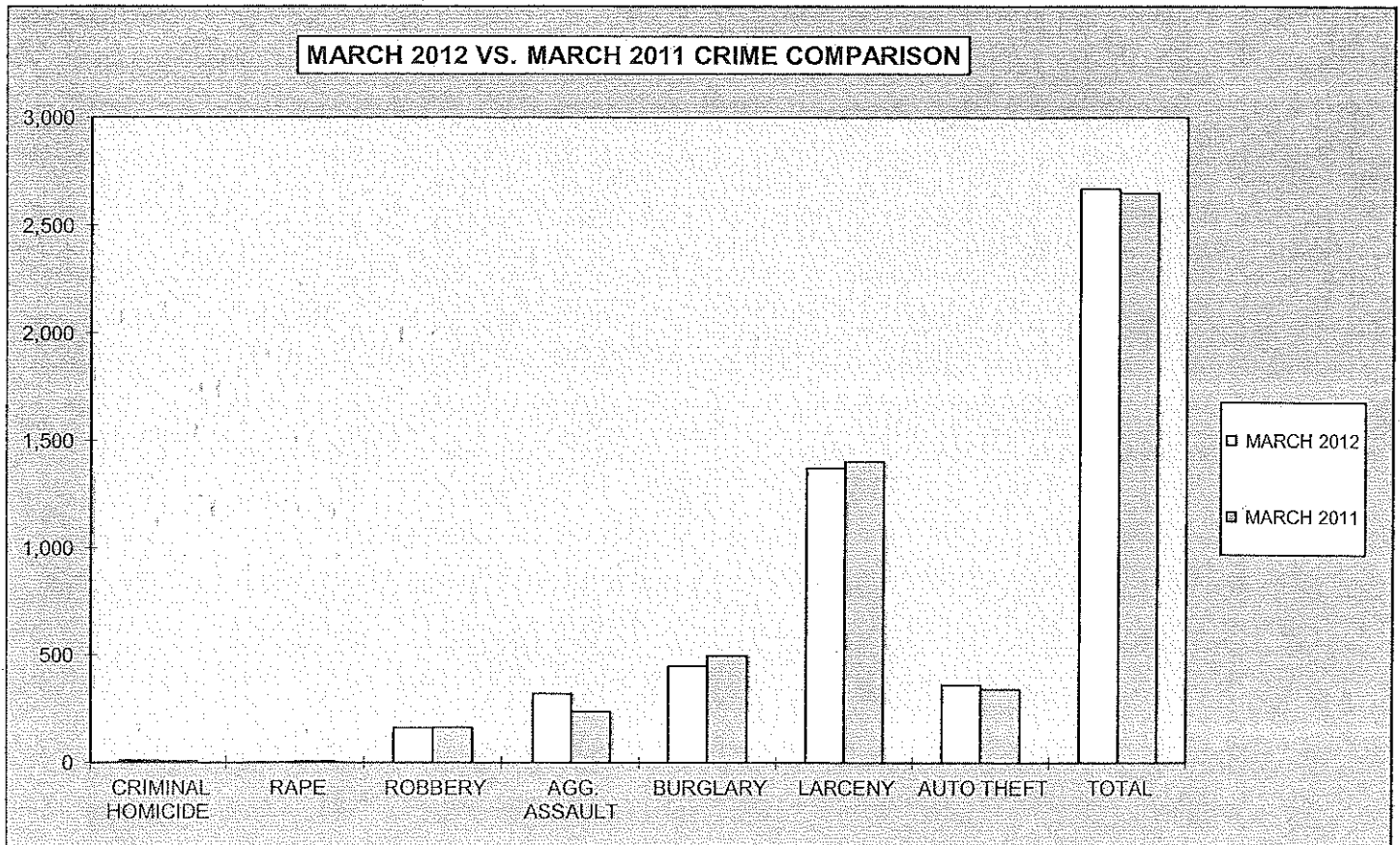
HOMICIDE BREAKDOWN BY VICTIM/OFFENDER RELATIONSHIP



* UNKNOWN INCLUDED IN WITH STRANGERS

**2012
MONTHLY CRIME COMPARISON**

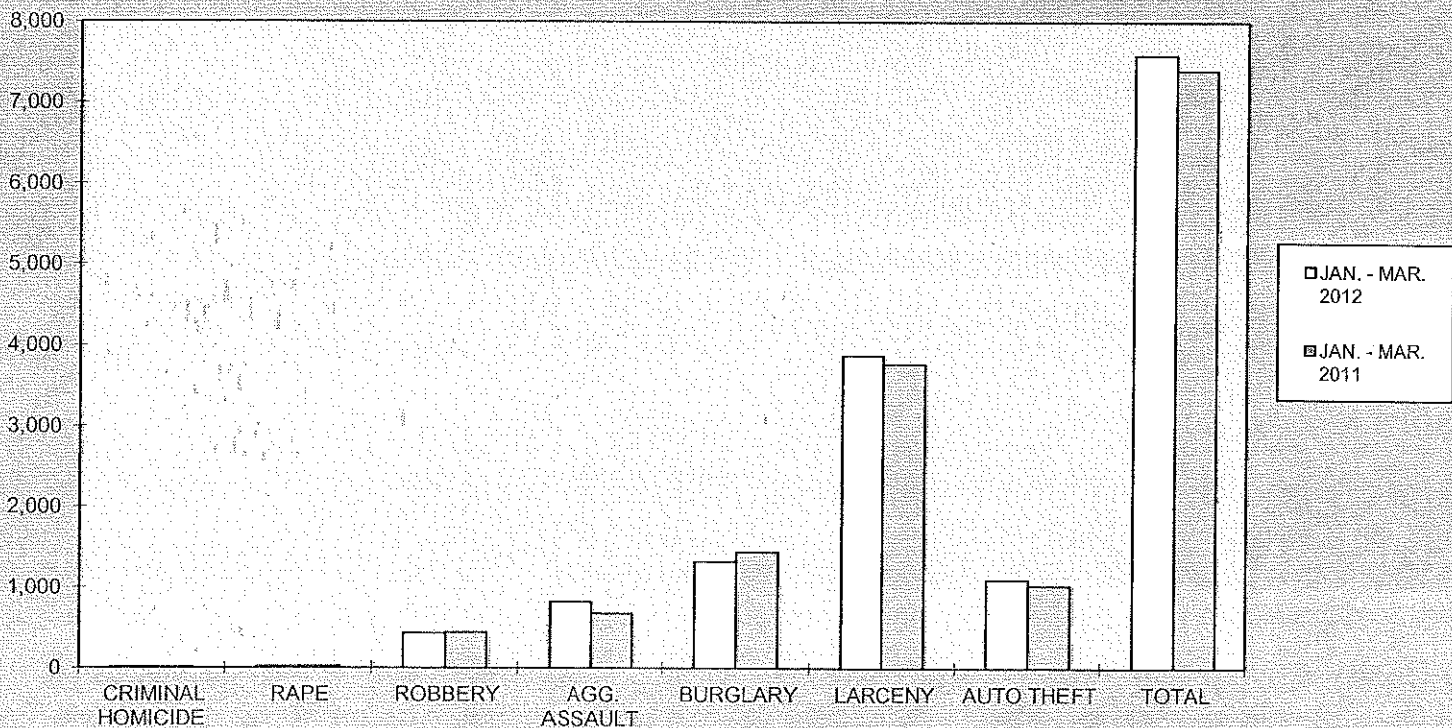
CRIME	MARCH 2012	MARCH 2011	# DIFFERENCE	% DIFFERENCE
CRIMINAL HOMICIDE	10	7	3	43%
RAPE	1	5	-4	-80%
ROBBERY	160	163	-3	-2%
AGG. ASSAULT	319	237	82	35%
BURGLARY	447	495	-48	-10%
RESIDENCE	400	438	-38	-9%
NON-RESIDENCE	47	57	-10	-18%
LARCENY	1,373	1,402	-29	-2%
POCKETPICKING	8	3	5	167%
PURSE SNATCHING	39	29	10	34%
SHOPLIFTING	221	200	21	11%
FROM MOTOR VEHICLES	558	622	-64	-10%
MOTOR VEH. PARTS/ACCESSORIES	153	163	-10	-6%
BICYCLES	15	21	-6	-29%
FROM BUILDINGS	136	144	-8	-6%
FROM COIN OPERATED MACHINES	0	0	0	0%
ALL OTHER	243	220	23	10%
AUTO THEFT	361	341	20	6%
TOTAL	2,671	2,650	21	1%



**2012
YEAR TO DATE CRIME COMPARISON**

FIRST 3 MONTHS					
CRIME	JAN - MAR. 2012	JAN - MAR. 2011	# DIFFERENCE	% DIFFERENCE	
CRIMINAL HOMICIDE	19	16	3	19%	
RAPE	25	27	-2	-7%	
ROBBERY	429	442	-13	-3%	
AGG. ASSAULT	820	676	144	21%	
BURGLARY	1,322	1,442	-120	-8%	
RESIDENCE	1,162	1,235	-73	-6%	
NON-RESIDENCE	160	207	-47	-23%	
LARCENY	3,875	3,772	103	3%	
POCKETPICKING	27	13	14	108%	
PURSE SNATCHING	87	65	22	34%	
SHOPLIFTING	626	611	15	2%	
FROM MOTOR VEHICLES	1,528	1,645	-117	-7%	
MOTOR VEH. PARTS/ACCESSORIES	441	396	45	11%	
BICYCLES	40	51	-11	-22%	
FROM BUILDINGS	403	431	-28	-6%	
FROM COIN OPERATED MACHINES	2	1	1	100%	
ALL OTHER	721	559	162	29%	
AUTO THEFT	1,099	1,029	70	7%	
TOTAL	7,589	7,404	185	2%	

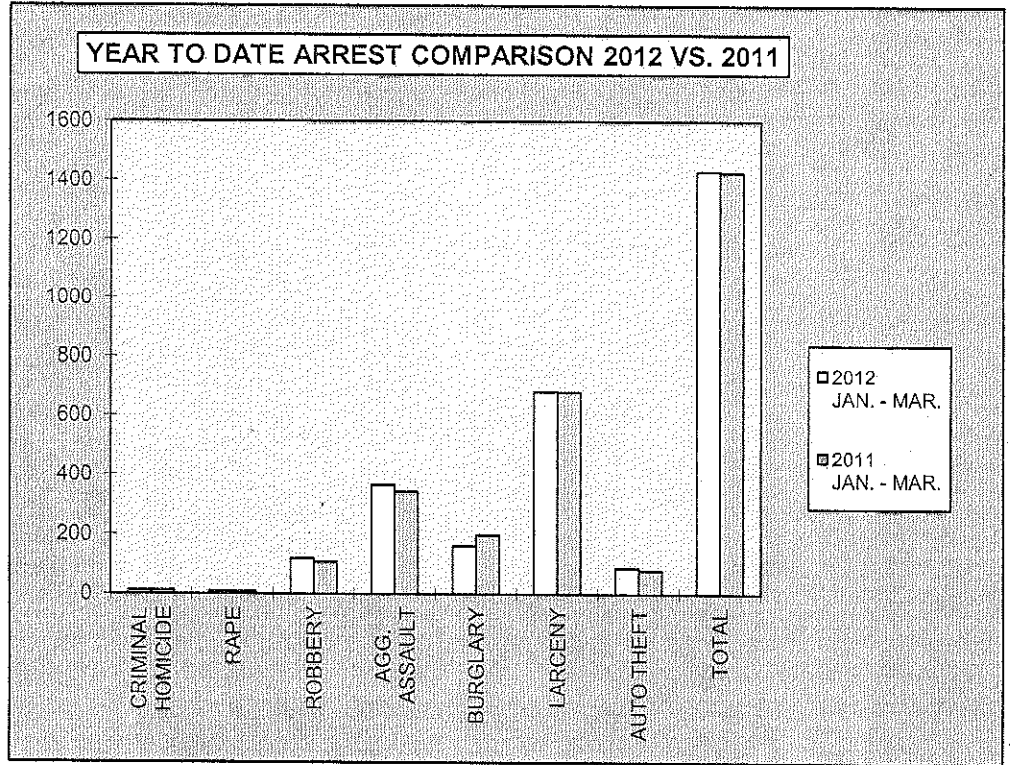
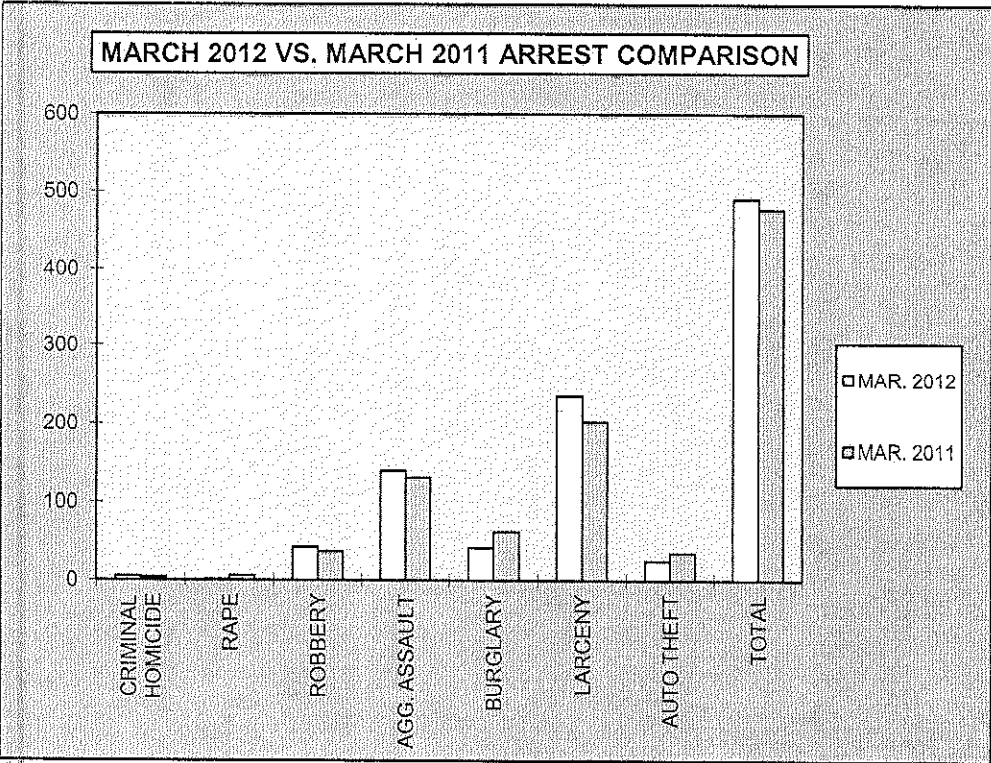
YEAR TO DATE CRIME COMPARISON



2012 ARREST COMPARISON

MARCH ARREST COMPARISON				
CRIME	MAR. 2012	MAR. 2011	# DIFFERENCE	% DIFFERENCE
CRIMINAL HOMICIDE	5	4	1	25%
RAPE	1	6	-5	-83%
ROBBERY	43	37	6	16%
AGG. ASSAULT	140	131	9	7%
BURGLARY	42	62	-20	-32%
LARCENY	236	203	33	16%
AUTO THEFT	25	35	-10	-29%
TOTAL	492	478	14	3%

FIRST 3 MONTHS ARREST COMPARISON				
CRIME	2012 JAN. - MAR.	2011 JAN. - MAR.	# DIFFERENCE	% DIFFERENCE
CRIMINAL HOMICIDE	12	12	0	0%
RAPE	8	9	-1	-11%
ROBBERY	118	106	12	11%
AGG. ASSAULT	366	345	21	6%
BURGLARY	161	198	-37	-19%
LARCENY	681	679	2	0%
AUTO THEFT	86	78	8	10%
TOTAL	1,432	1,427	5	0%

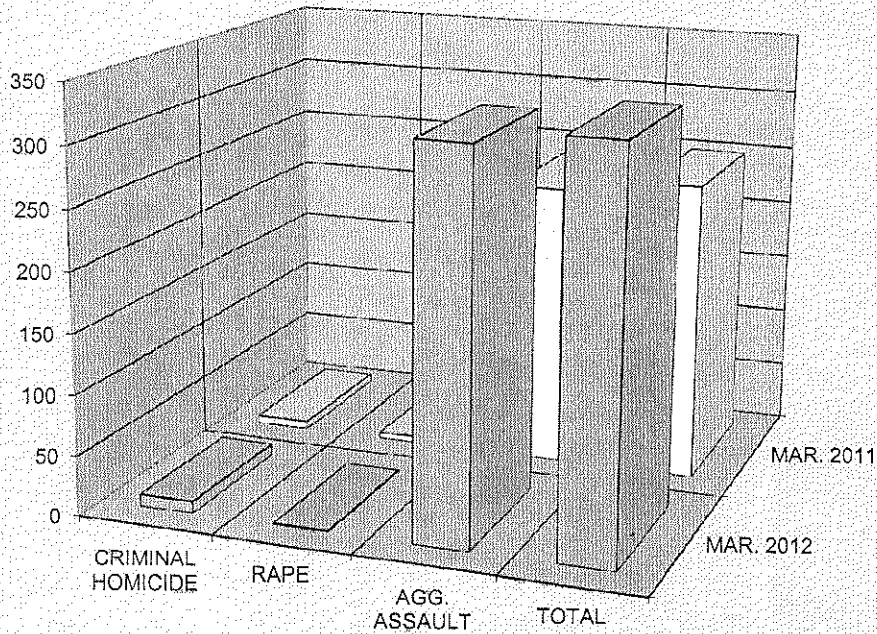


**2012
CRIME COMPARISON
CRIMES AGAINST PERSONS**

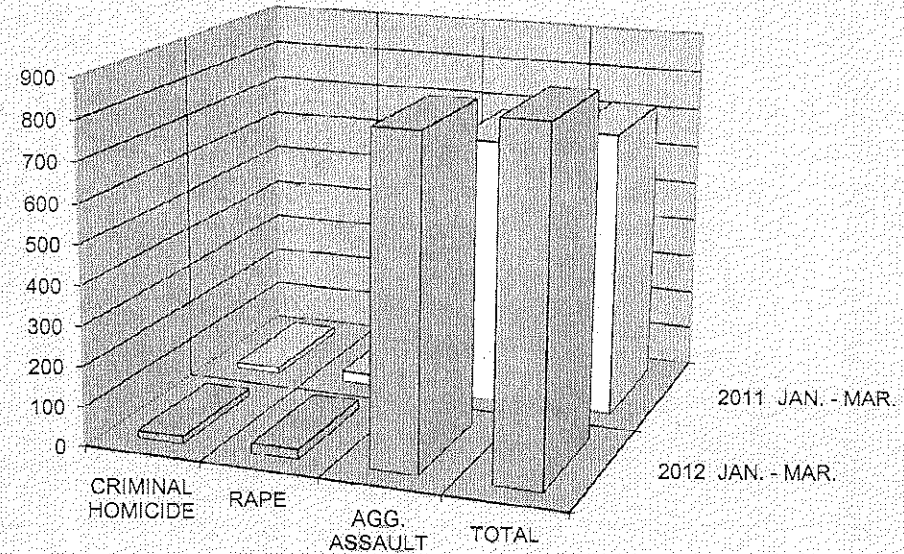
MARCH				
CRIME	MAR. 2012	MAR. 2011	# DIFFERENCE	% DIFFERENCE
CRIMINAL HOMICIDE	10	7	3	43%
RAPE	1	5	-4	-80%
AGG. ASSAULT	319	237	82	35%
TOTAL	330	249	81	33%

FIRST 3 MONTHS				
CRIME	2012 JAN. - MAR.	2011 JAN. - MAR.	# DIFFERENCE	% DIFFERENCE
CRIMINAL HOMICIDE	19	16	3	19%
RAPE	25	27	-2	-7%
AGG. ASSAULT	820	676	144	21%
TOTAL	864	719	145	20%

MARCH CRIMES AGAINST PERSONS



YEAR TO DATE CRIMES AGAINST PERSONS

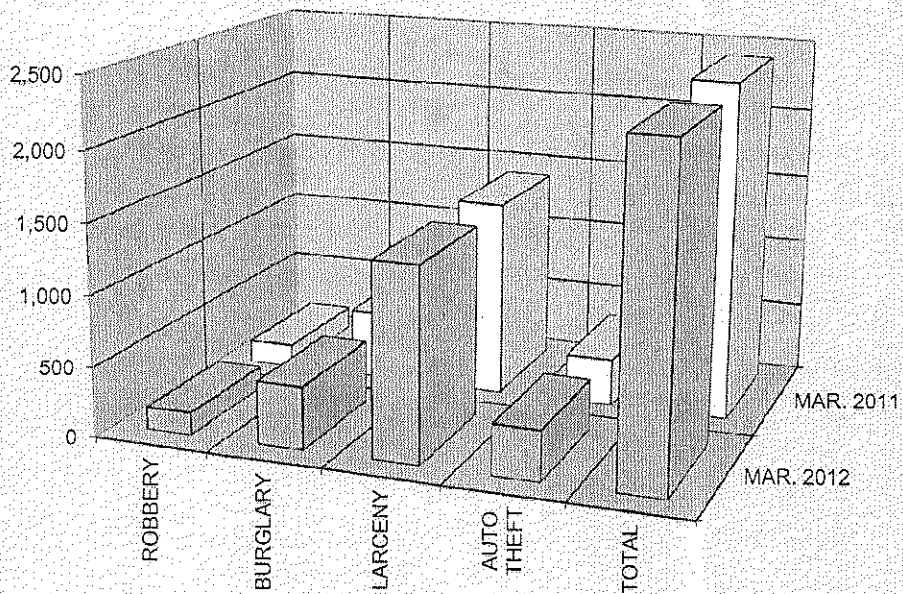


**2012
CRIME COMPARISON
CRIMES AGAINST PROPERTY**

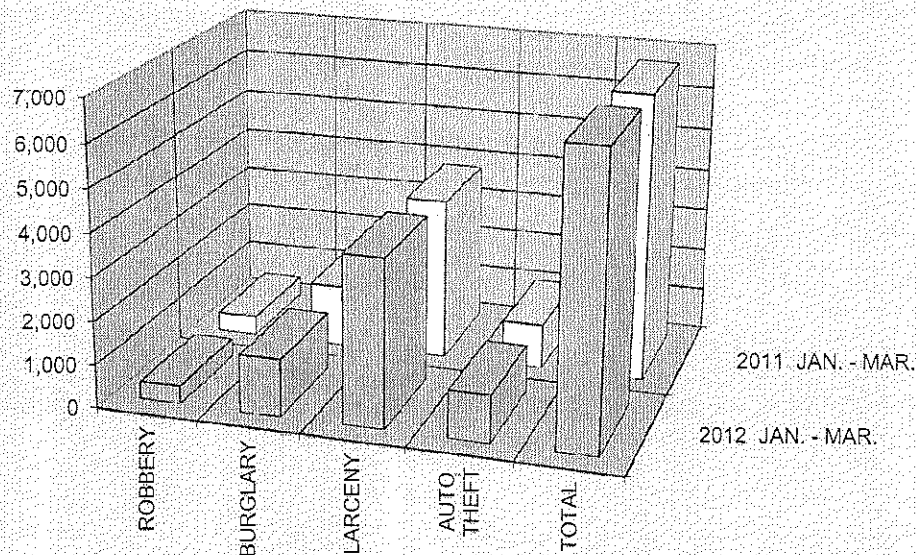
MARCH				
CRIME	MAR. 2012	MAR. 2011	# DIFFERENCE	% DIFFERENCE
ROBBERY	160	163	-3	-2%
BURGLARY	447	495	-48	-10%
LARCENY	1,373	1,402	-29	-2%
AUTO THEFT	361	341	20	6%
TOTAL	2,341	2,401	-60	-2%

FIRST 3 MONTHS				
CRIME	2012 JAN. - MAR.	2011 JAN. - MAR.	# DIFFERENCE	% DIFFERENCE
ROBBERY	429	442	-13	-3%
BURGLARY	1,322	1,442	-120	-8%
LARCENY	3,875	3,772	103	3%
AUTO THEFT	1,099	1,029	70	7%
TOTAL	6,725	6,685	40	1%

MARCH CRIMES AGAINST PROPERTY



YEAR TO DATE CRIMES AGAINST PROPERTY

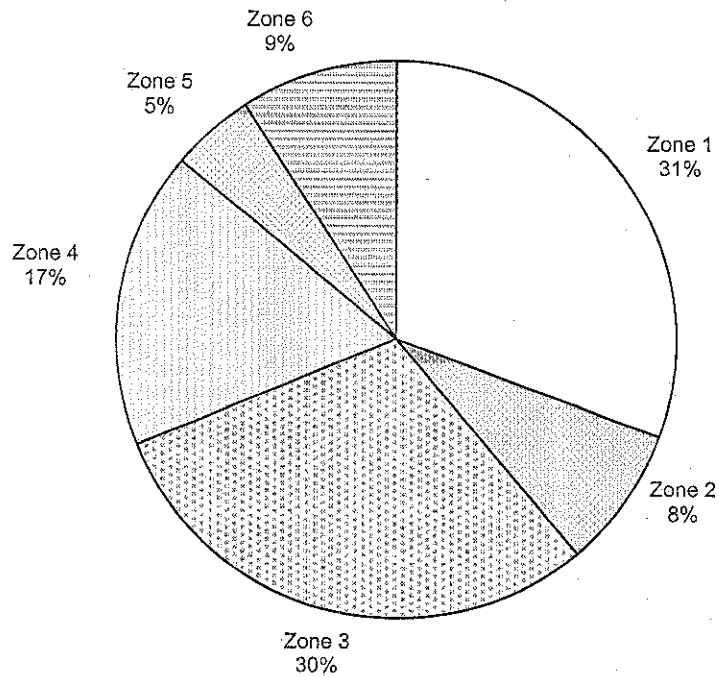


**2012
AREA BREAKDOWN
CRIMES AGAINST PERSONS AND PROPERTY**

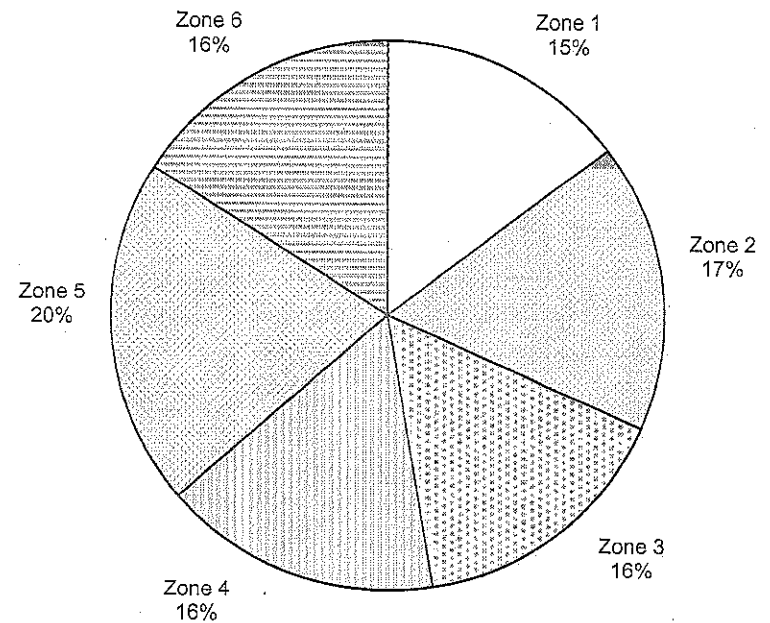
MARCH 2012 CRIMES AGAINST PERSONS BY ZONE						
CRIME	Zone 1	Zone 2	Zone 3	Zone 4	Zone 5	Zone 6
CRIMINAL HOMICIDE	3	0	4	3	0	0
RAPE	-1	2	0	1	-1	0
AGG. ASSAULT	99	25	95	53	17	30
TOTAL CRIMES AGAINST PERSONS	101	27	99	57	16	30

MARCH 2012 CRIMES AGAINST PROPERTY BY ZONE						
CRIME	Zone 1	Zone 2	Zone 3	Zone 4	Zone 5	Zone 6
ROBBERY	35	10	33	31	31	20
BURGLARY	82	59	139	103	20	44
LARCENY	158	277	116	182	381	259
AUTO THEFT	68	51	81	64	46	51
TOTAL CRIMES AGAINST PROPERTY	343	397	369	380	478	374

MARCH 2012 CRIMES AGAINST PERSONS




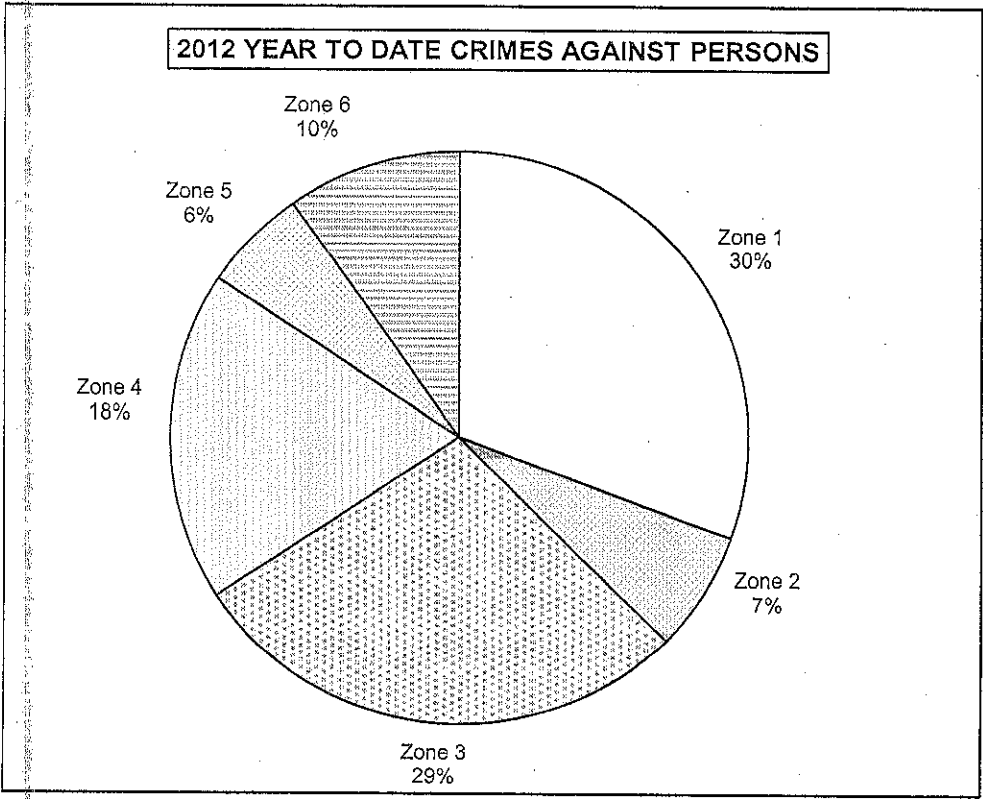
MARCH 2012 CRIMES AGAINST PROPERTY



**2012
YEAR TO DATE AREA BREAKDOWN
CRIMES AGAINST PERSONS AND PROPERTY**

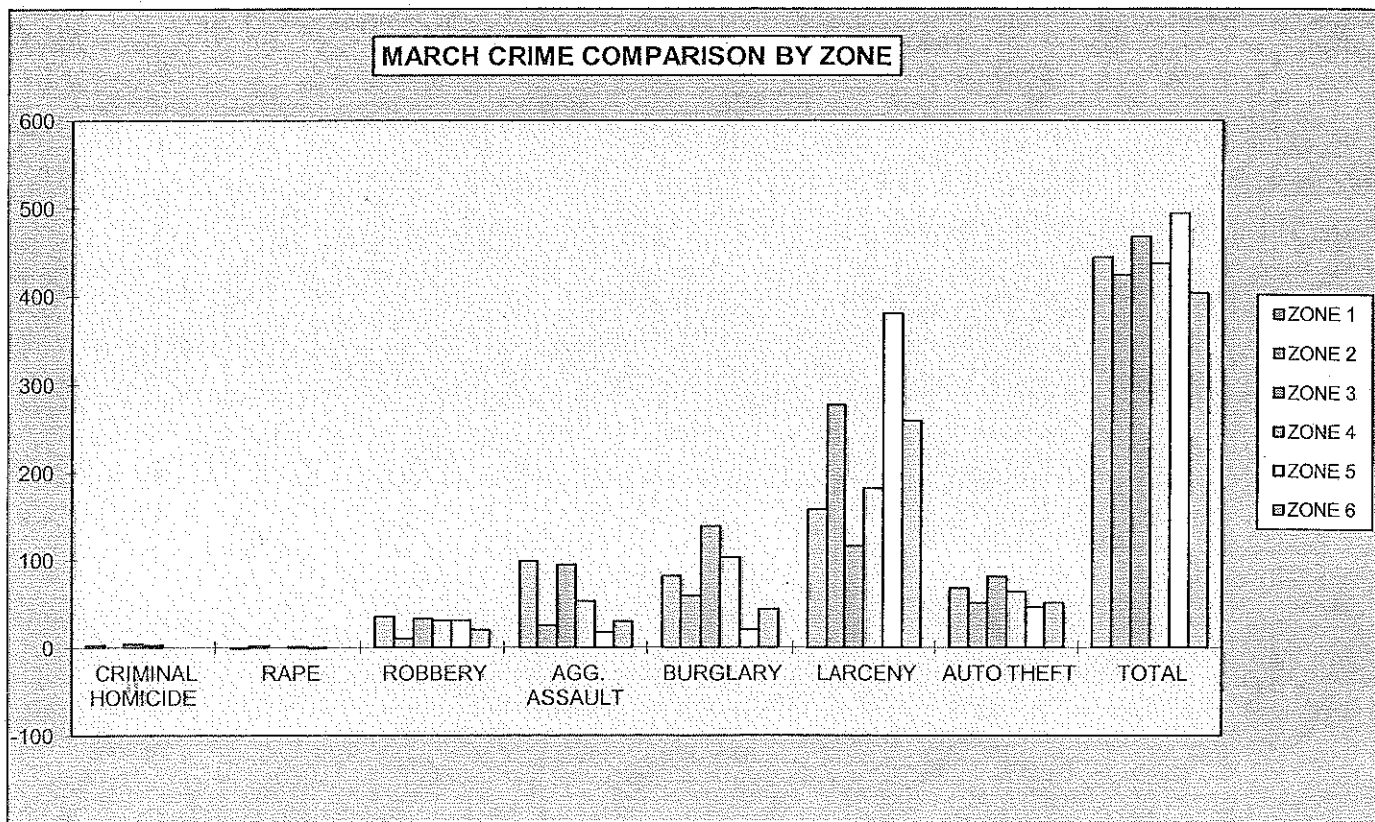
FIRST 3 MONTHS 2012 CRIMES AGAINST PERSONS BY ZONE						
CRIME	Zone 1	Zone 2	Zone 3	Zone 4	Zone 5	Zone 6
CRIMINAL HOMICIDE	6	0	7	4	0	2
RAPE	6	5	5	5	0	4
AGG. ASSAULT	252	53	235	150	51	79
TOTAL CRIMES AGAINST PERSONS	264	58	247	159	51	85

FIRST 3 MONTHS 2012 CRIMES AGAINST PROPERTY BY ZONE						
CRIME	Zone 1	Zone 2	Zone 3	Zone 4	Zone 5	Zone 6
ROBBERY	100	21	92	89	67	60
BURGLARY	308	165	351	318	50	130
LARCENY	430	890	395	510	981	669
AUTO THEFT	232	129	219	224	126	169
TOTAL CRIMES AGAINST PROPERTY	1,070	1,205	1,057	1,141	1,224	1,028



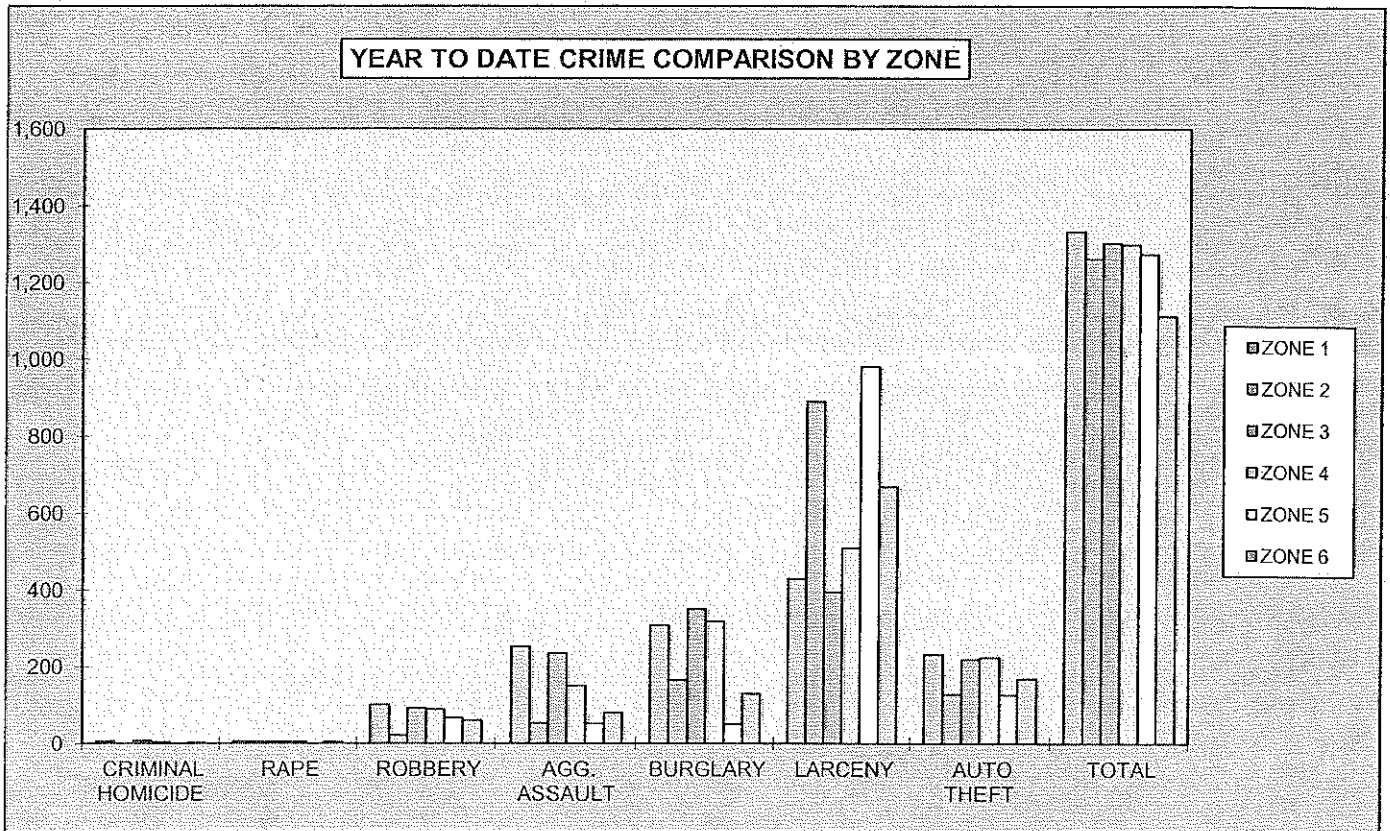
**2012
AREA BREAKDOWN**

MARCH CRIME COMPARISON BY ZONE						
CRIME	ZONE 1	ZONE 2	ZONE 3	ZONE 4	ZONE 5	ZONE 6
CRIMINAL HOMICIDE	3	0	4	3	0	0
RAPE	-1	2	0	1	-1	0
ROBBERY	35	10	33	31	31	20
AGG. ASSAULT	99	25	95	53	17	30
BURGLARY	82	59	139	103	20	44
RESIDENCE	77	43	128	100	12	40
NON-RESIDENCE	5	16	11	3	8	4
LARCENY	158	277	116	182	381	259
POCKETPICKING	0	3	1	0	3	1
PURSE SNATCHING	3	5	6	6	9	10
SHOPLIFTING	10	70	18	42	38	43
FROM MOTOR VEHICLES	51	115	26	30	190	146
MOTOR VEH. PARTS/ACCESSORIES	17	30	15	15	63	13
BICYCLES	2	2	1	2	3	5
FROM BUILDINGS	23	24	15	22	43	9
FROM COIN OPERATED MACHINES	0	0	0	0	0	0
ALL OTHER	52	28	34	65	32	32
AUTO THEFT	68	51	81	64	46	51
TOTAL	444	424	468	437	494	404



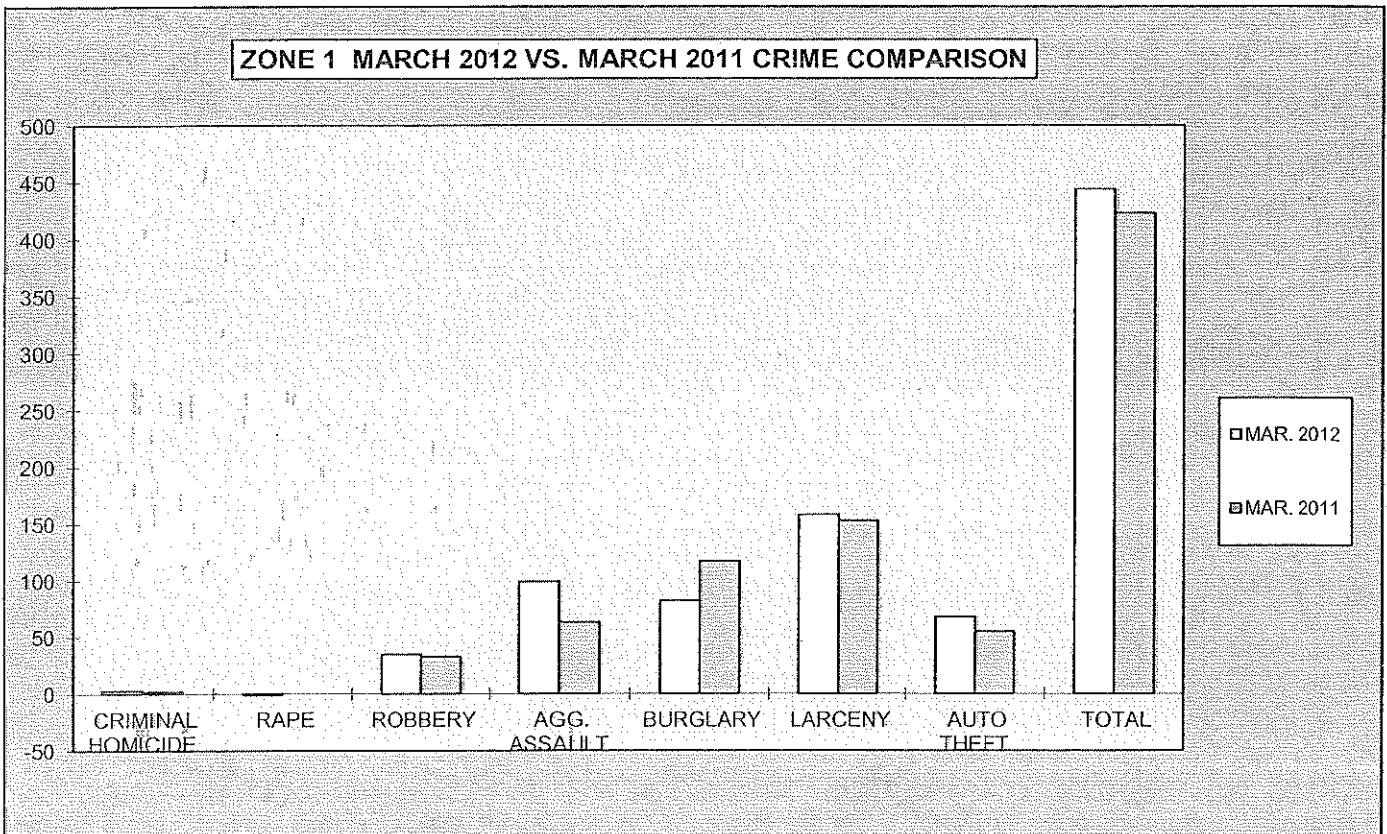
**2012
YEAR TO DATE AREA BREAKDOWN**

FIRST 3 MONTHS CRIME COMPARISON BY ZONE						
CRIME	ZONE 1	ZONE 2	ZONE 3	ZONE 4	ZONE 5	ZONE 6
CRIMINAL HOMICIDE	6	0	7	4	0	2
RAPE	6	5	5	5	0	4
ROBBERY	100	21	92	89	67	60
AGG. ASSAULT	252	53	235	150	51	79
BURGLARY	308	165	351	318	50	130
RESIDENCE	281	132	318	298	22	111
NON-RESIDENCE	27	33	33	20	28	19
LARCENY	430	890	395	510	981	669
POCKETPICKING	0	12	4	3	7	1
PURSE SNATCHING	12	16	14	13	16	16
SHOPLIFTING	40	199	58	110	100	119
FROM MOTOR VEHICLES	122	373	85	109	507	332
MOTOR VEH. PARTS/ACCESSORIES	61	94	48	39	137	62
BICYCLES	3	4	3	6	10	14
FROM BUILDINGS	59	76	51	60	119	38
FROM COIN OPERATED MACHINES	0	0	0	1	1	0
ALL OTHER	133	116	132	169	84	87
AUTO THEFT	232	129	219	224	126	169
TOTAL	1,334	1,263	1,304	1,300	1,275	1,113



**2012
MONTHLY CRIME COMPARISON**

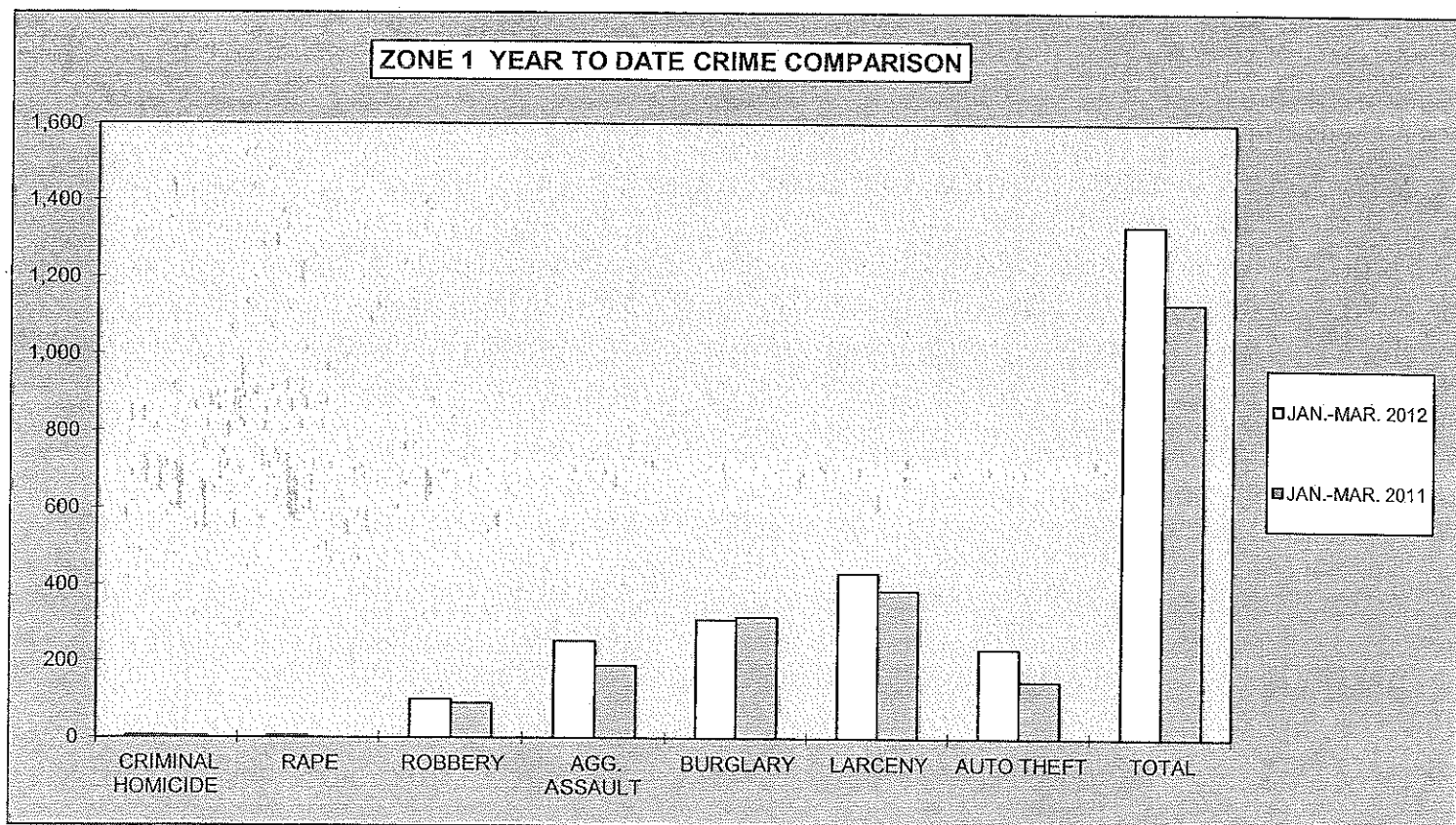
ZONE 1				
CRIME	MAR. 2012	MAR. 2011	# DIFFERENCE	% DIFFERENCE
CRIMINAL HOMICIDE	3	2	1	50%
RAPE	-1	0	-1	-100%
ROBBERY	35	33	2	6%
AGG. ASSAULT	99	63	36	57%
BURGLARY	82	117	-35	-30%
RESIDENCE	77	105	-28	-27%
NON-RESIDENCE	5	12	-7	-58%
LARCENY	158	153	5	3%
POCKETPICKING	0	0	0	0%
PURSE SNATCHING	3	3	0	0%
SHOPLIFTING	10	10	0	0%
FROM MOTOR VEHICLES	51	50	1	2%
MOTOR VEH. PARTS/ACCESSORIES	17	20	-3	-15%
BICYCLES	2	2	0	0%
FROM BUILDINGS	23	19	4	21%
FROM COIN OPERATED MACHINES	0	0	0	0%
ALL OTHER	52	49	3	6%
AUTO THEFT	68	55	13	24%
TOTAL	444	423	21	5%



* 2011 FIGURES BASED ON OLD ZONE BOUNDARIES - NEW ZONE BOUNDARIES EFFECTIVE 12-13-11

**2012
YEAR TO DATE CRIME COMPARISON**

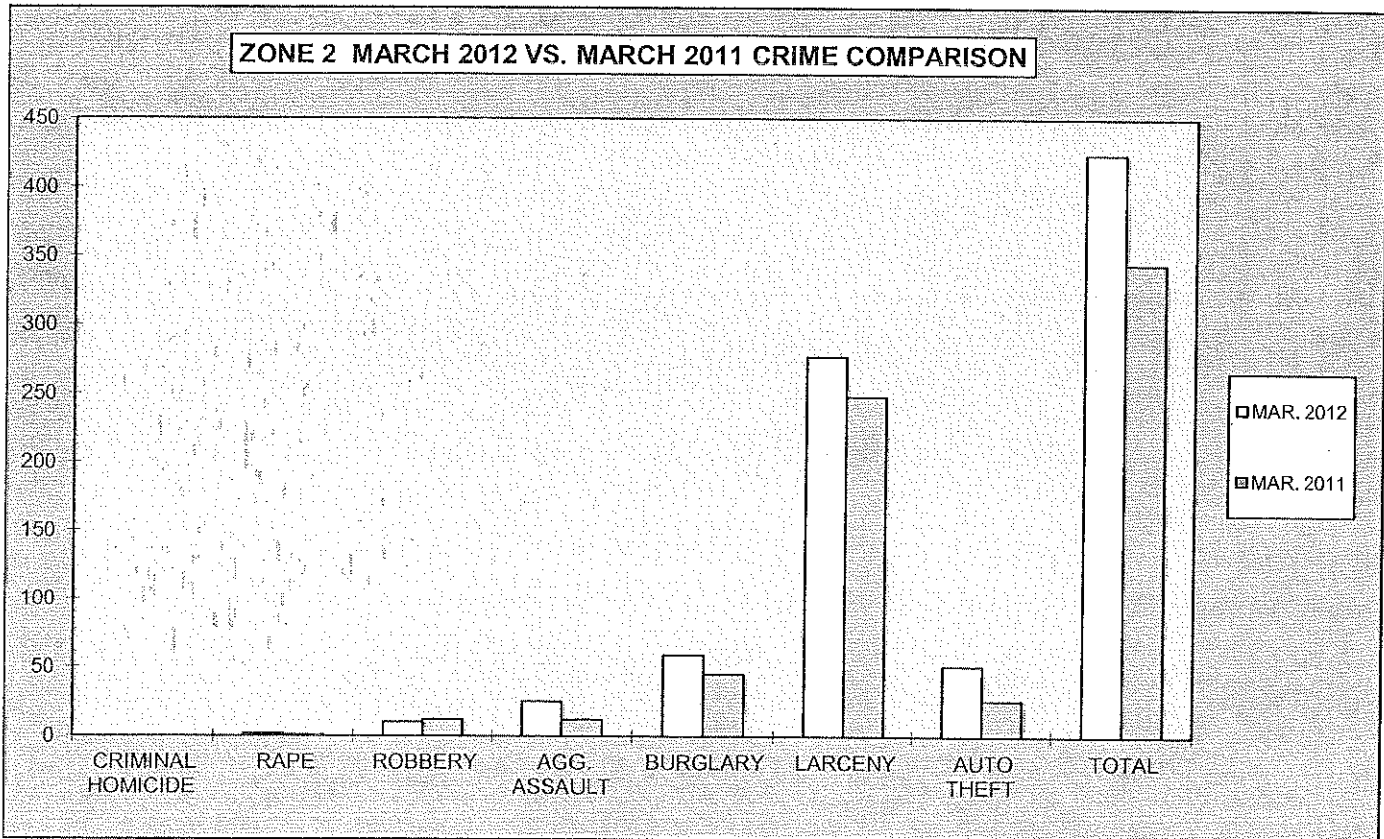
ZONE 1				
CRIME	JAN.-MAR. 2012	JAN.-MAR. 2011	# DIFFERENCE	% DIFFERENCE
CRIMINAL HOMICIDE	6	4	2	50%
RAPE	6	0	6	100%
ROBBERY	100	90	10	11%
AGG. ASSAULT	252	187	65	35%
BURGLARY	308	316	-8	-3%
RESIDENCE	281	288	-7	-2%
NON-RESIDENCE	27	28	-1	-4%
LARCENY	430	385	45	12%
POCKETPICKING	0	3	-3	-100%
PURSE SNATCHING	12	5	7	140%
SHOPLIFTING	40	28	12	43%
FROM MOTOR VEHICLES	122	143	-21	-15%
MOTOR VEH. PARTS/ACCESSORIES	61	44	17	39%
BICYCLES	3	2	1	50%
FROM BUILDINGS	59	49	10	20%
FROM COIN OPERATED MACHINES	0	0	0	0%
ALL OTHER	133	111	22	20%
AUTO THEFT	232	149	83	56%
TOTAL	1,334	1,131	203	18%



* 2011 FIGURES BASED ON OLD ZONE BOUNDARIES - NEW ZONE BOUNDARIES EFFECTIVE 12-13-11

**2012
MONTHLY CRIME COMPARISON**

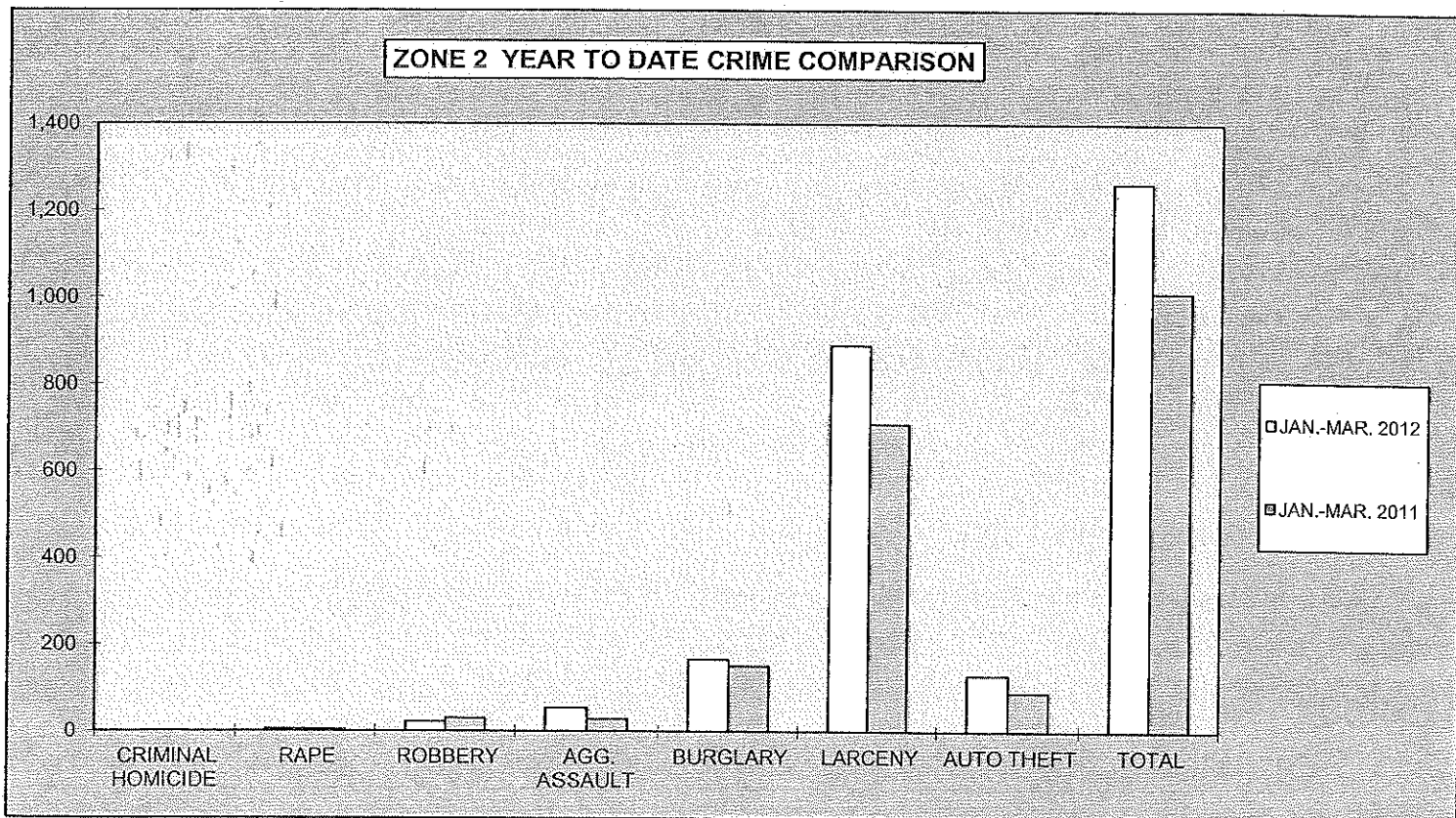
ZONE 2				
CRIME	MAR 2012	MAR 2011	# DIFFERENCE	% DIFFERENCE
CRIMINAL HOMICIDE	0	0	0	0%
RAPE	2	1	1	100%
ROBBERY	10	12	-2	-17%
AGG. ASSAULT	25	12	13	108%
BURGLARY	59	45	14	31%
RESIDENCE	43	36	7	19%
NON-RESIDENCE	16	9	7	78%
LARCENY	277	248	29	12%
POCKETPICKING	3	0	3	100%
PURSE SNATCHING	5	1	4	400%
SHOPLIFTING	70	81	-11	-14%
FROM MOTOR VEHICLES	115	80	35	44%
MOTOR VEH. PARTS/ACCESSORIES	30	24	6	25%
BICYCLES	2	2	0	0%
FROM BUILDINGS	24	34	-10	-29%
FROM COIN OPERATED MACHINES	0	0	0	0%
ALL OTHER	28	26	2	8%
AUTO THEFT	51	26	25	96%
TOTAL	424	344	80	23%



* 2011 FIGURES BASED ON OLD ZONE BOUNDARIES - NEW ZONE BOUNDARIES EFFECTIVE 12-13-11

**2012
YEAR TO DATE CRIME COMPARISON**

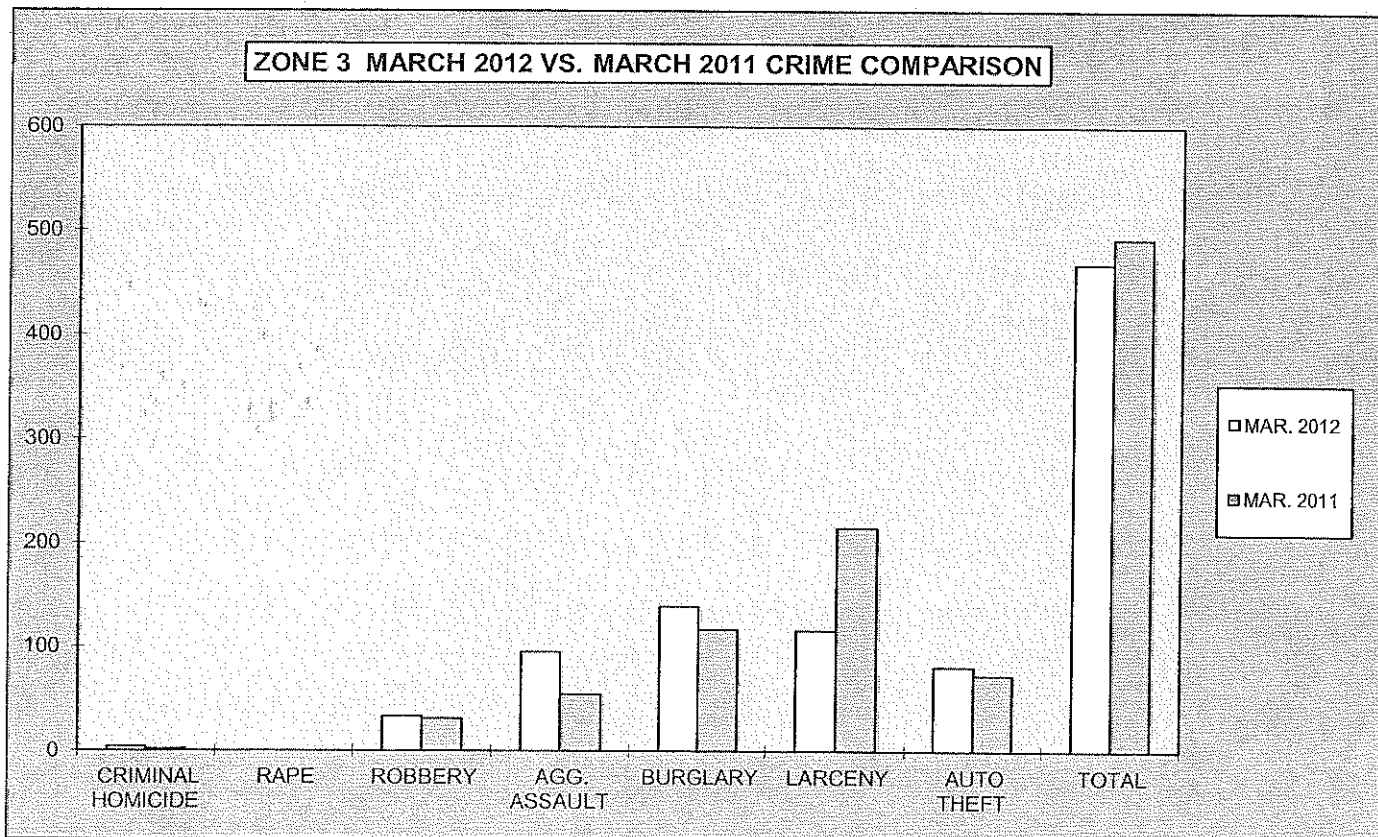
ZONE 2				
CRIME	JAN.-MAR. 2012	JAN.-MAR. 2011	# DIFFERENCE	% DIFFERENCE
CRIMINAL HOMICIDE	0	0	0	0%
RAPE	5	4	1	25%
ROBBERY	21	30	-9	-30%
AGG. ASSAULT	53	28	25	89%
BURGLARY	165	151	14	9%
RESIDENCE	132	115	17	15%
NON-RESIDENCE	33	36	-3	-8%
LARCENY	890	709	181	26%
POCKETPICKING	12	1	11	1100%
PURSE SNATCHING	16	1	15	1500%
SHOPLIFTING	199	229	-30	-13%
FROM MOTOR VEHICLES	373	250	123	49%
MOTOR VEH. PARTS/ACCESSORIES	94	57	37	65%
BICYCLES	4	1	3	300%
FROM BUILDINGS	76	97	-21	-22%
FROM COIN OPERATED MACHINES	0	0	0	0%
ALL OTHER	116	73	43	59%
AUTO THEFT	129	90	39	43%
TOTAL	1,263	1,012	251	25%



* 2011 FIGURES BASED ON OLD ZONE BOUNDARIES - NEW ZONE BOUNDARIES EFFECTIVE 12-13-11

**2012
MONTHLY CRIME COMPARISON**

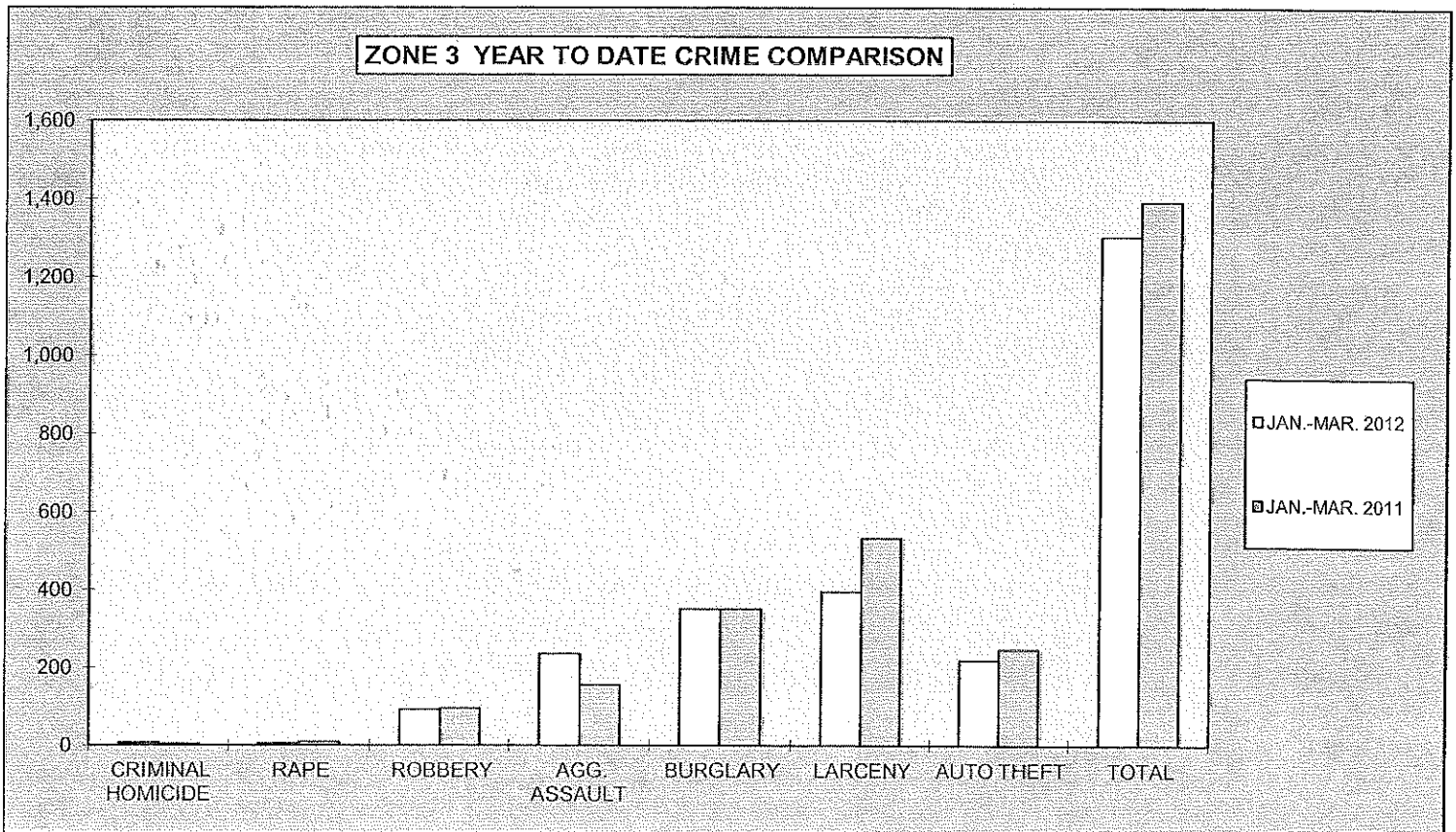
ZONE 3				
CRIME	MAR. 2012	MAR. 2011	# DIFFERENCE	% DIFFERENCE
CRIMINAL HOMICIDE	4	2	2	100%
RAPE	0	0	0	0%
ROBBERY	33	31	2	6%
AGG. ASSAULT	95	54	41	76%
BURGLARY	139	117	22	19%
RESIDENCE	128	109	19	17%
NON-RESIDENCE	11	8	3	38%
LARCENY	116	215	-99	-46%
POCKETPICKING	1	1	0	0%
PURSE SNATCHING	6	6	0	0%
SHOPLIFTING	18	14	4	29%
FROM MOTOR VEHICLES	26	94	-68	-72%
MOTOR VEH. PARTS/ACCESSORIES	15	38	-23	-61%
BICYCLES	1	0	1	100%
FROM BUILDINGS	15	15	0	0%
FROM COIN OPERATED MACHINES	0	0	0	0%
ALL OTHER	34	47	-13	-28%
AUTO THEFT	81	73	8	11%
TOTAL	468	492	-24	-5%



* 2011 FIGURES BASED ON OLD ZONE BOUNDARIES - NEW ZONE BOUNDARIES EFFECTIVE 12-13-11

**2012
YEAR TO DATE CRIME COMPARISON**

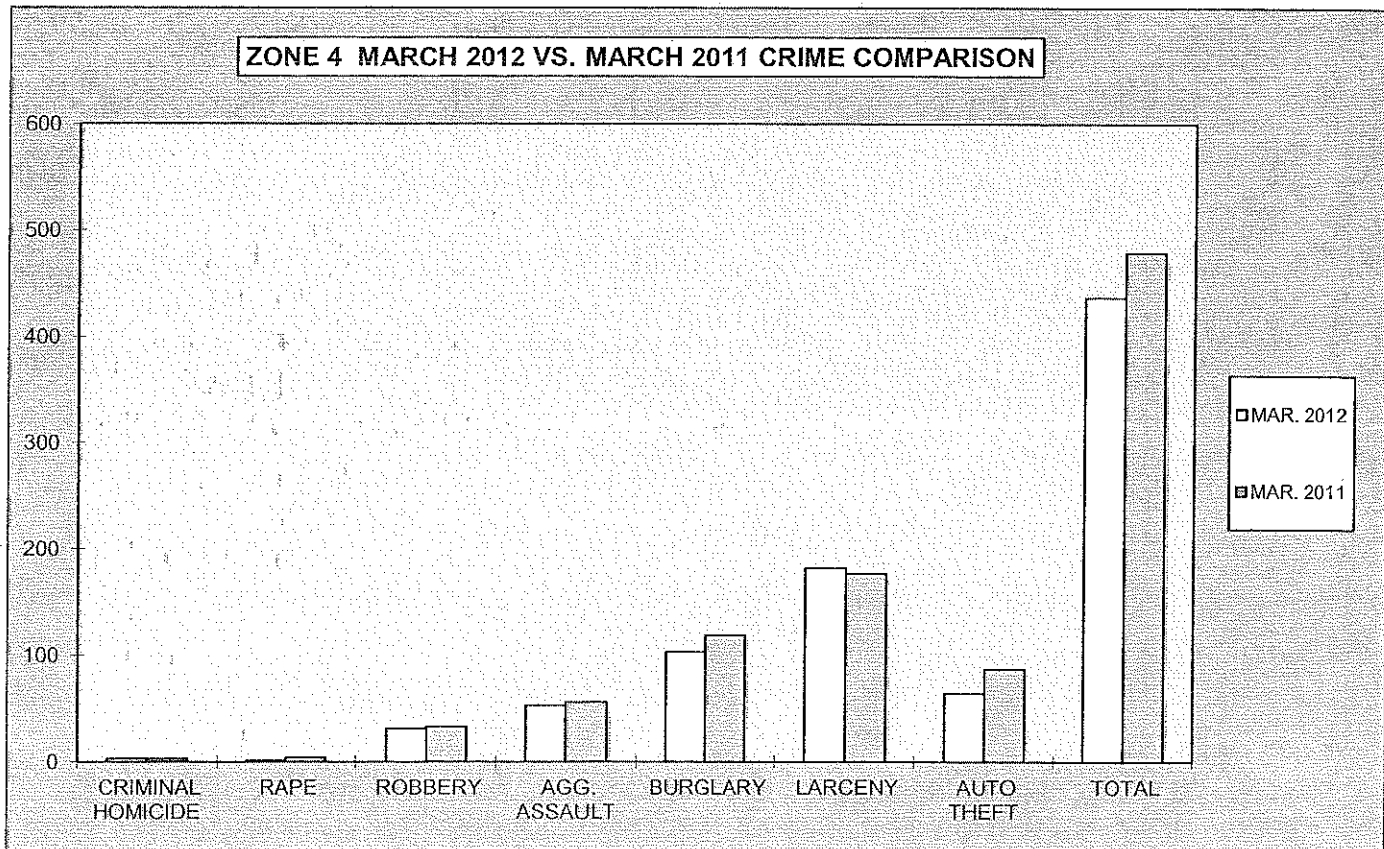
ZONE 3				
CRIME	JAN.-MAR. 2012	JAN.-MAR. 2011	# DIFFERENCE	% DIFFERENCE
CRIMINAL HOMICIDE	7	3	4	133%
RAPE	5	9	-4	-44%
ROBBERY	92	95	-3	-3%
AGG. ASSAULT	235	155	80	52%
BURGLARY	351	351	0	0%
RESIDENCE	318	314	4	1%
NON-RESIDENCE	33	37	-4	-11%
LARCENY	395	533	-138	-26%
POCKETPICKING	4	2	2	100%
PURSE SNATCHING	14	14	0	0%
SHOPLIFTING	58	44	14	32%
FROM MOTOR VEHICLES	85	215	-130	-60%
MOTOR VEH. PARTS/ACCESSORIES	48	93	-45	-48%
BICYCLES	3	4	-1	-25%
FROM BUILDINGS	51	45	6	13%
FROM COIN OPERATED MACHINES	0	0	0	0%
ALL OTHER	132	116	16	14%
AUTO THEFT	219	247	-28	-11%
TOTAL	1,304	1,393	-89	-6%



* 2011 FIGURES BASED ON OLD ZONE BOUNDARIES - NEW ZONE BOUNDARIES EFFECTIVE 12-13-11

**2012
MONTHLY CRIME COMPARISON**

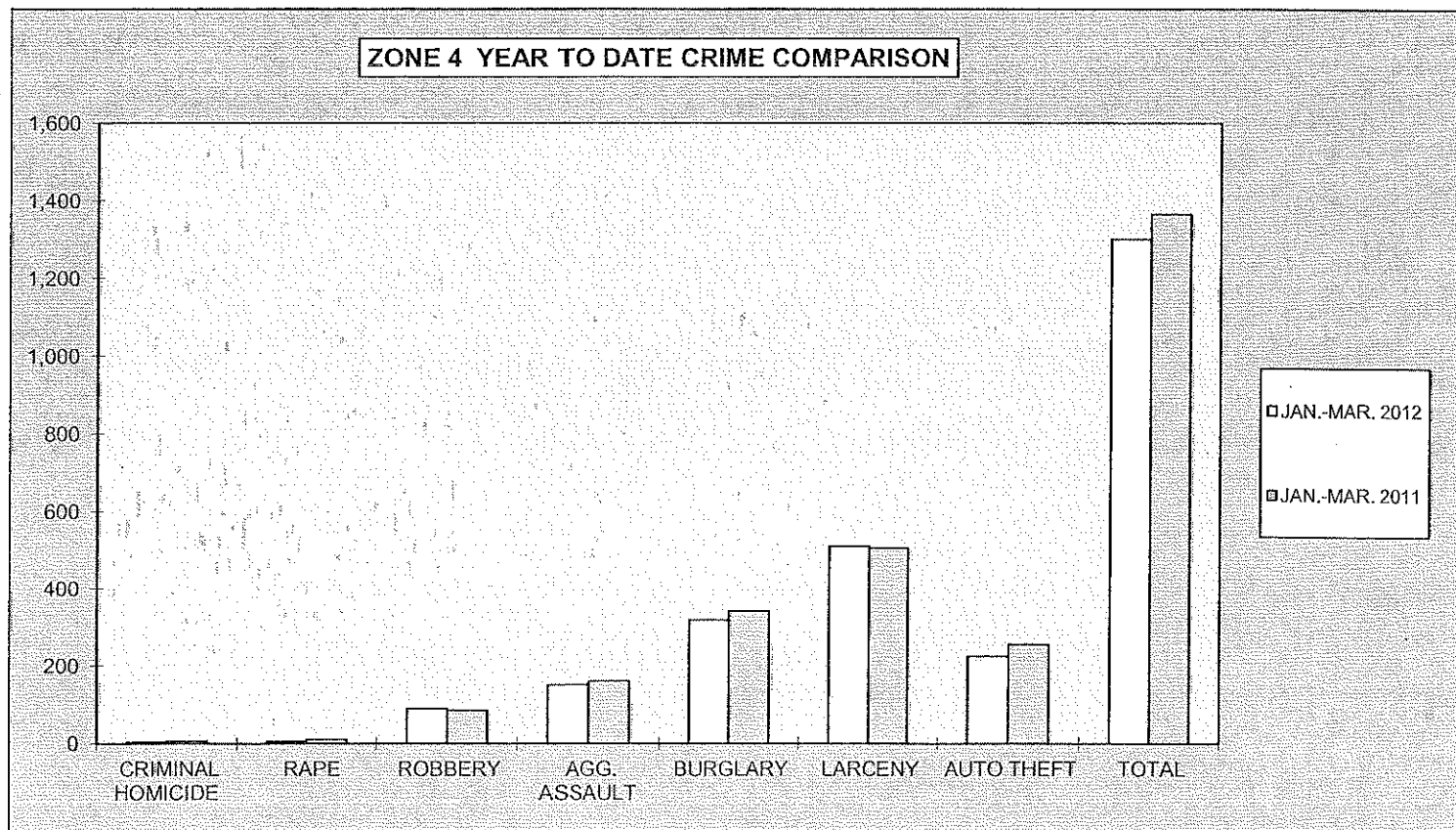
ZONE 4				
CRIME	MAR. 2012	MAR. 2011	# DIFFERENCE	% DIFFERENCE
CRIMINAL HOMICIDE	3	3	0	0%
RAPE	1	4	-3	-75%
ROBBERY	31	33	-2	-6%
AGG. ASSAULT	53	56	-3	-5%
BURGLARY	103	119	-16	-13%
RESIDENCE	100	107	-7	-7%
NON-RESIDENCE	3	12	-9	-75%
LARCENY	182	177	5	3%
POCKETPICKING	0	0	0	0%
PURSE SNATCHING	6	3	3	100%
SHOPLIFTING	42	31	11	35%
FROM MOTOR VEHICLES	30	55	-25	-45%
MOTOR VEH. PARTS/ACCESSORIES	15	26	-11	-42%
BICYCLES	2	1	1	100%
FROM BUILDINGS	22	21	1	5%
FROM COIN OPERATED MACHINES	0	0	0	0%
ALL OTHER	65	40	25	63%
AUTO THEFT	64	87	-23	-26%
TOTAL	437	479	-42	-9%



* 2011 FIGURES BASED ON OLD ZONE BOUNDARIES - NEW ZONE BOUNDARIES EFFECTIVE 12-13-11

**2012
YEAR TO DATE CRIME COMPARISON**

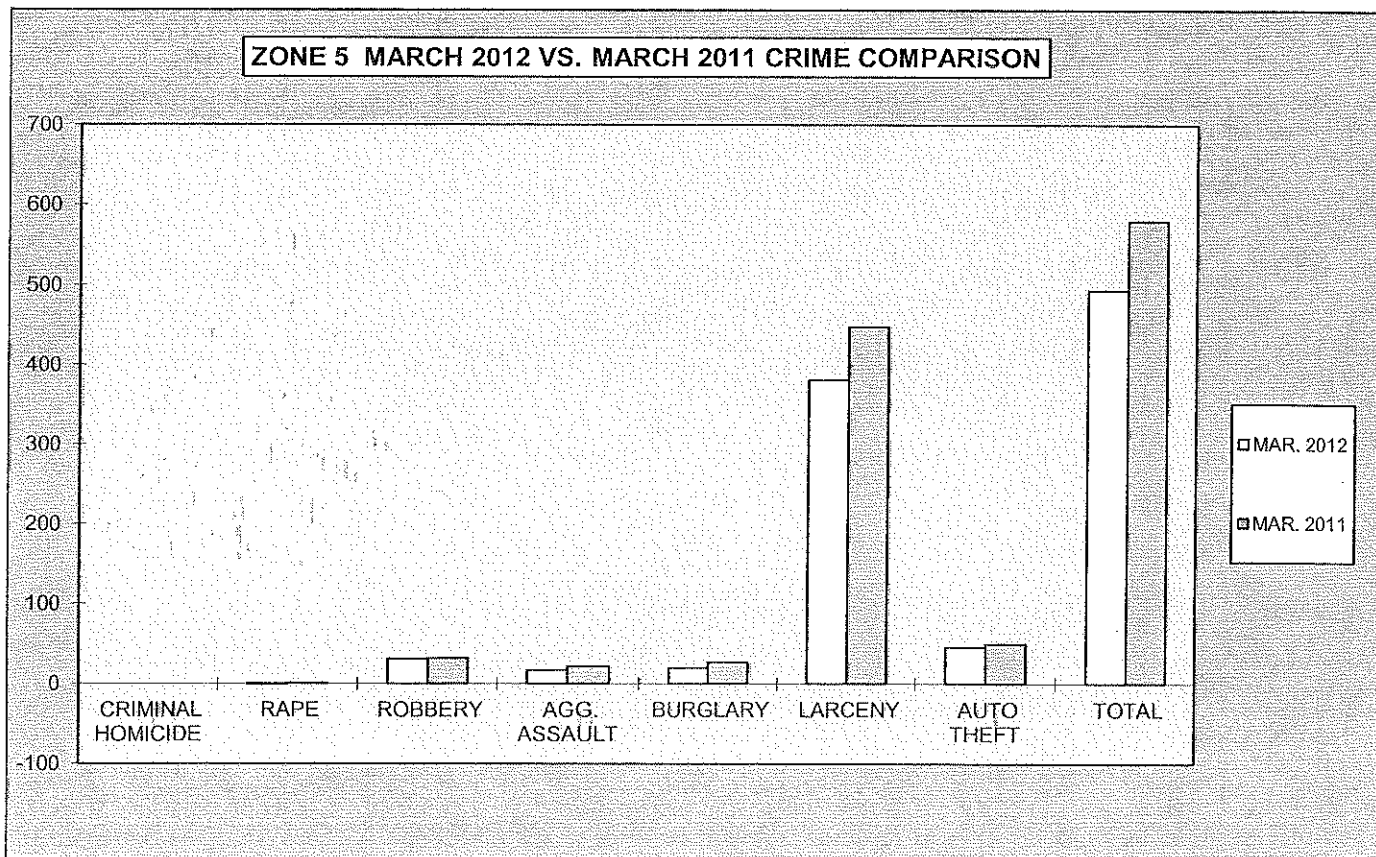
ZONE 4					
CRIME	JAN - MAR 2012	JAN - MAR 2011	# DIFFERENCE	% DIFFERENCE	
CRIMINAL HOMICIDE	4	6	-2	-33%	
RAPE	5	10	-5	-50%	
ROBBERY	89	85	4	5%	
AGG. ASSAULT	150	160	-10	-6%	
BURGLARY	318	342	-24	-7%	
RESIDENCE	298	299	-1	0%	
NON-RESIDENCE	20	43	-23	-53%	
LARCENY	510	506	4	1%	
POCKETPICKING	3	0	3	100%	
PURSE SNATCHING	13	10	3	30%	
SHOPLIFTING	110	83	27	33%	
FROM MOTOR VEHICLES	109	150	-41	-27%	
MOTOR VEH. PARTS/ACCESSORIES	39	75	-36	-48%	
BICYCLES	6	4	2	50%	
FROM BUILDINGS	60	72	-12	-17%	
FROM COIN OPERATED MACHINES	1	0	1	100%	
ALL OTHER	169	112	57	51%	
AUTO THEFT	224	256	-32	-13%	
TOTAL	1,300	1,365	-65	-5%	



* 2011 FIGURES BASED ON OLD ZONE BOUNDARIES - NEW ZONE BOUNDARIES EFFECTIVE 12-13-11

**2012
MONTHLY CRIME COMPARISON**

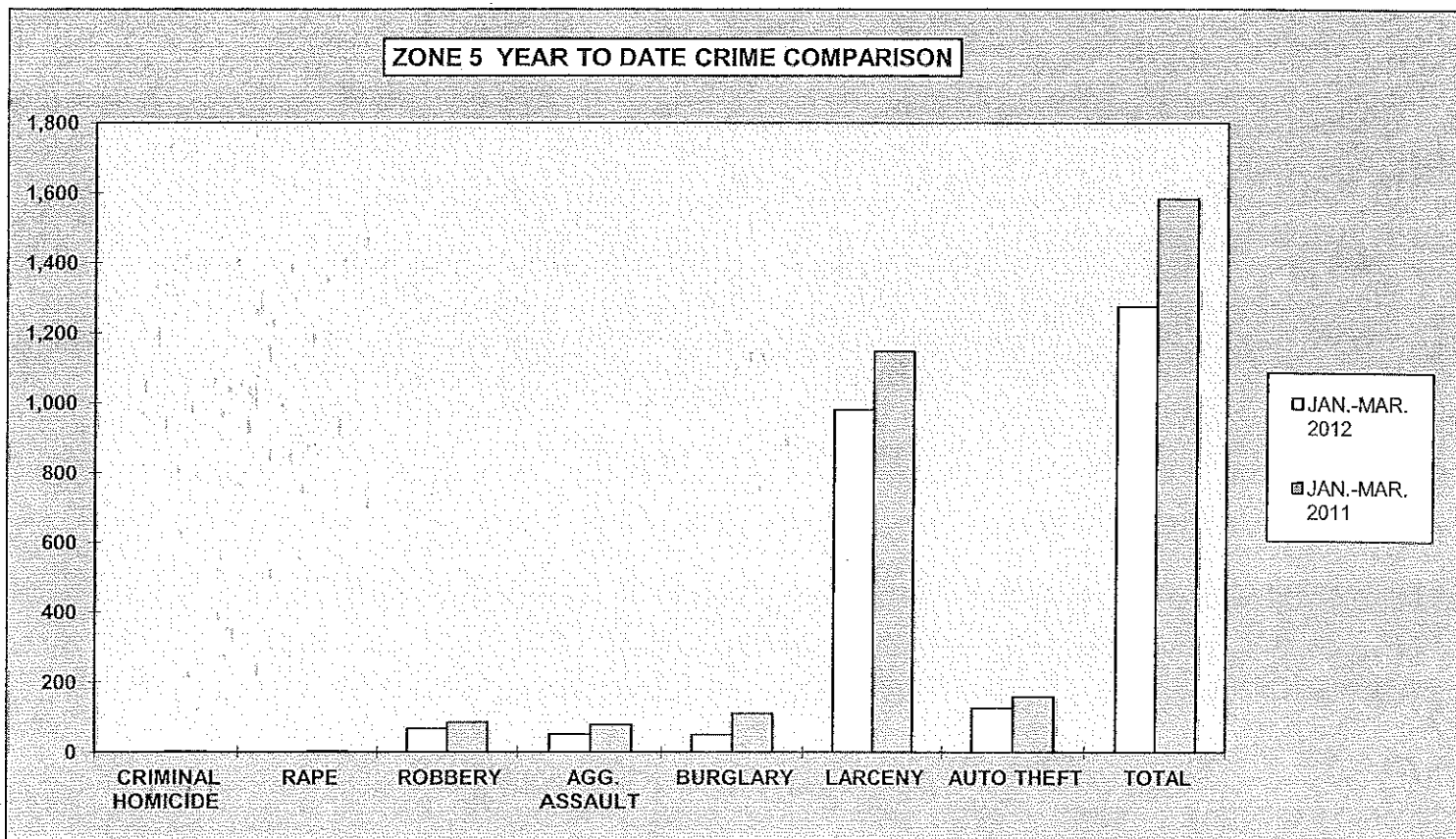
ZONE 5				
CRIME	MAR. 2012	MAR. 2011	# DIFFERENCE	% DIFFERENCE
CRIMINAL HOMICIDE	0	0	0	0%
RAPE	-1	1	-2	-200%
ROBBERY	31	32	-1	-3%
AGG. ASSAULT	17	22	-5	-23%
BURGLARY	20	27	-7	-26%
RESIDENCE	12	20	-8	-40%
NON-RESIDENCE	8	7	1	14%
LARCENY	381	448	-67	-15%
POCKETPICKING	3	2	1	50%
PURSE SNATCHING	9	9	0	0%
SHOPLIFTING	38	34	4	12%
FROM MOTOR VEHICLES	190	275	-85	-31%
MOTOR VEH. PARTS/ACCESSORIES	63	43	20	47%
BICYCLES	3	3	0	0%
FROM BUILDINGS	43	49	-6	-12%
FROM COIN OPERATED MACHINES	0	0	0	0%
ALL OTHER	32	33	-1	-3%
AUTO THEFT	46	50	-4	-8%
TOTAL	494	580	-86	-15%



* 2011 FIGURES BASED ON OLD ZONE BOUNDARIES - NEW ZONE BOUNDARIES EFFECTIVE 12-13-11

**2012
YEAR TO DATE CRIME COMPARISON**

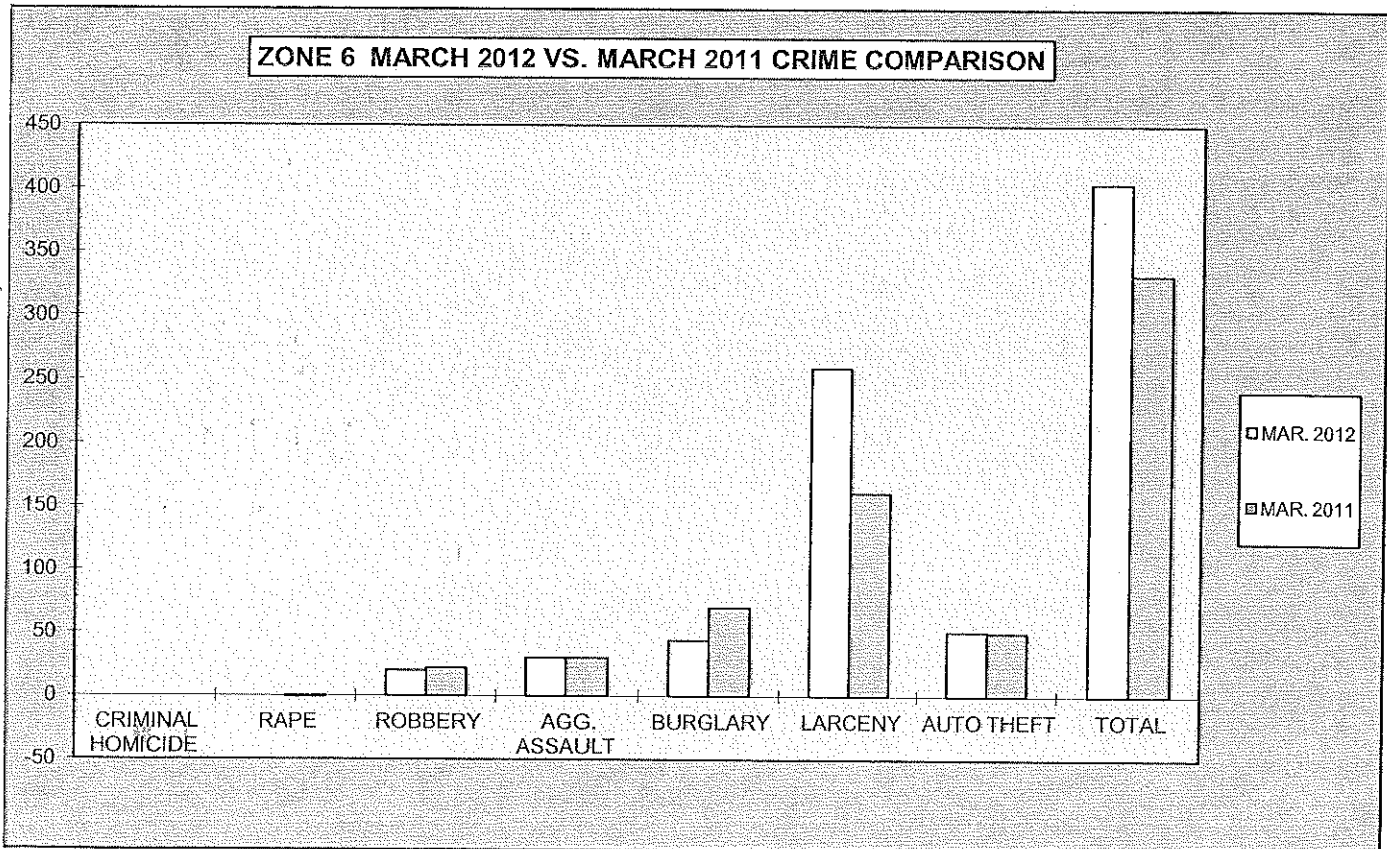
ZONE 5					
CRIME	JAN.-MAR. 2012	JAN.-MAR. 2011	# DIFFERENCE	% DIFFERENCE	
CRIMINAL HOMICIDE	0	2	-2	-100%	
RAPE	0	3	-3	-100%	
ROBBERY	67	85	-18	-21%	
AGG. ASSAULT	51	78	-27	-35%	
BURGLARY	50	110	-60	-55%	
RESIDENCE	22	71	-49	-69%	
NON-RESIDENCE	28	39	-11	-28%	
LARCENY	981	1,148	-167	-15%	
POCKETPICKING	7	4	3	75%	
PURSE SNATCHING	16	25	-9	-36%	
SHOPLIFTING	100	135	-35	-26%	
FROM MOTOR VEHICLES	507	659	-152	-23%	
MOTOR VEH. PARTS/ACCESSORIES	137	92	45	49%	
BICYCLES	10	17	-7	-41%	
FROM BUILDINGS	119	129	-10	-8%	
FROM COIN OPERATED MACHINES	1	0	1	100%	
ALL OTHER	84	87	-3	-3%	
AUTO THEFT	126	158	-32	-20%	
TOTAL	1,275	1,584	-309	-20%	



* 2011 FIGURES BASED ON OLD ZONE BOUNDARIES - NEW ZONE BOUNDARIES EFFECTIVE 12-13-11

**2012
MONTHLY CRIME COMPARISON**

ZONE 6				
CRIME	MAR 2012	MAR 2011	# DIFFERENCE	% DIFFERENCE
CRIMINAL HOMICIDE	0	0	0	0%
RAPE	0	-1	1	100%
ROBBERY	20	22	-2	-9%
AGG. ASSAULT	30	30	0	0%
BURGLARY	44	70	-26	-37%
RESIDENCE	40	61	-21	-34%
NON-RESIDENCE	4	9	-5	-56%
LARCENY	259	161	98	61%
POCKETPICKING	1	0	1	100%
PURSE SNATCHING	10	7	3	43%
SHOPLIFTING	43	30	13	43%
FROM MOTOR VEHICLES	146	68	78	115%
MOTOR VEH. PARTS/ACCESSORIES	13	12	1	8%
BICYCLES	5	13	-8	-62%
FROM BUILDINGS	9	6	3	50%
FROM COIN OPERATED MACHINES	0	0	0	0%
ALL OTHER	32	25	7	28%
AUTO THEFT	51	50	1	2%
TOTAL	404	332	72	22%

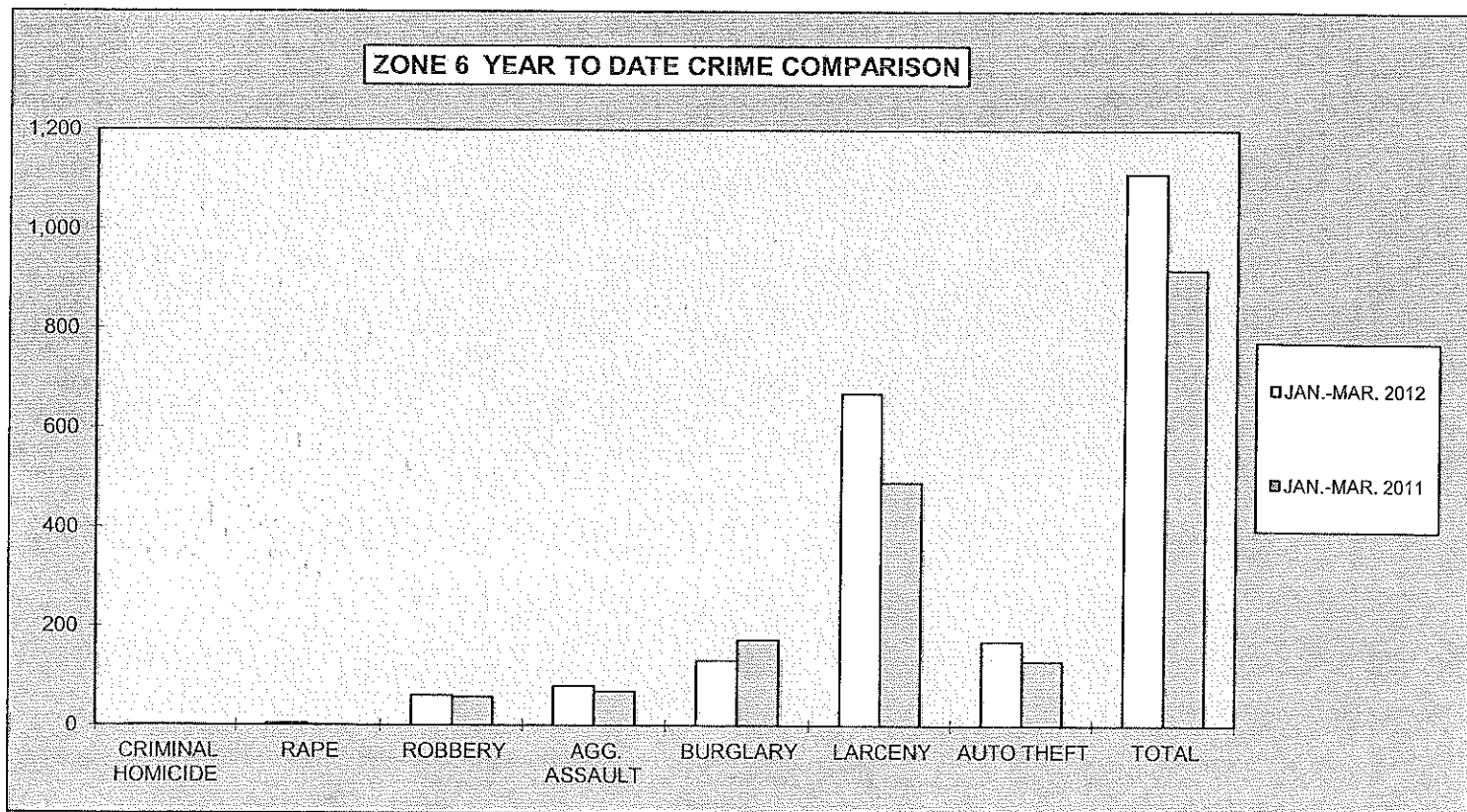


* 2011 FIGURES BASED ON OLD ZONE BOUNDARIES - NEW ZONE BOUNDARIES EFFECTIVE 12-13-11

SSD/4-16-12

**2012
YEAR TO DATE CRIME COMPARISON**

ZONE 6				
CRIME	JAN - MAR 2012	JAN - MAR 2011	# DIFFERENCE	% DIFFERENCE
CRIMINAL HOMICIDE	2	1	1	100%
RAPE	4	1	3	300%
ROBBERY	60	57	3	5%
AGG. ASSAULT	79	68	11	16%
BURGLARY	130	172	-42	-24%
RESIDENCE	111	148	-37	-25%
NON-RESIDENCE	19	24	-5	-21%
LARCENY	669	491	178	36%
POCKETPICKING	1	3	-2	-67%
PURSE SNATCHING	16	10	6	60%
SHOPLIFTING	119	92	27	29%
FROM MOTOR VEHICLES	332	228	104	46%
MOTOR VEH. PARTS/ACCESSORIES	62	35	27	77%
BICYCLES	14	23	-9	-39%
FROM BUILDINGS	38	39	-1	-3%
FROM COIN OPERATED MACHINES	0	1	-1	-100%
ALL OTHER	87	60	27	45%
AUTO THEFT	169	129	40	31%
TOTAL	1,113	919	194	21%

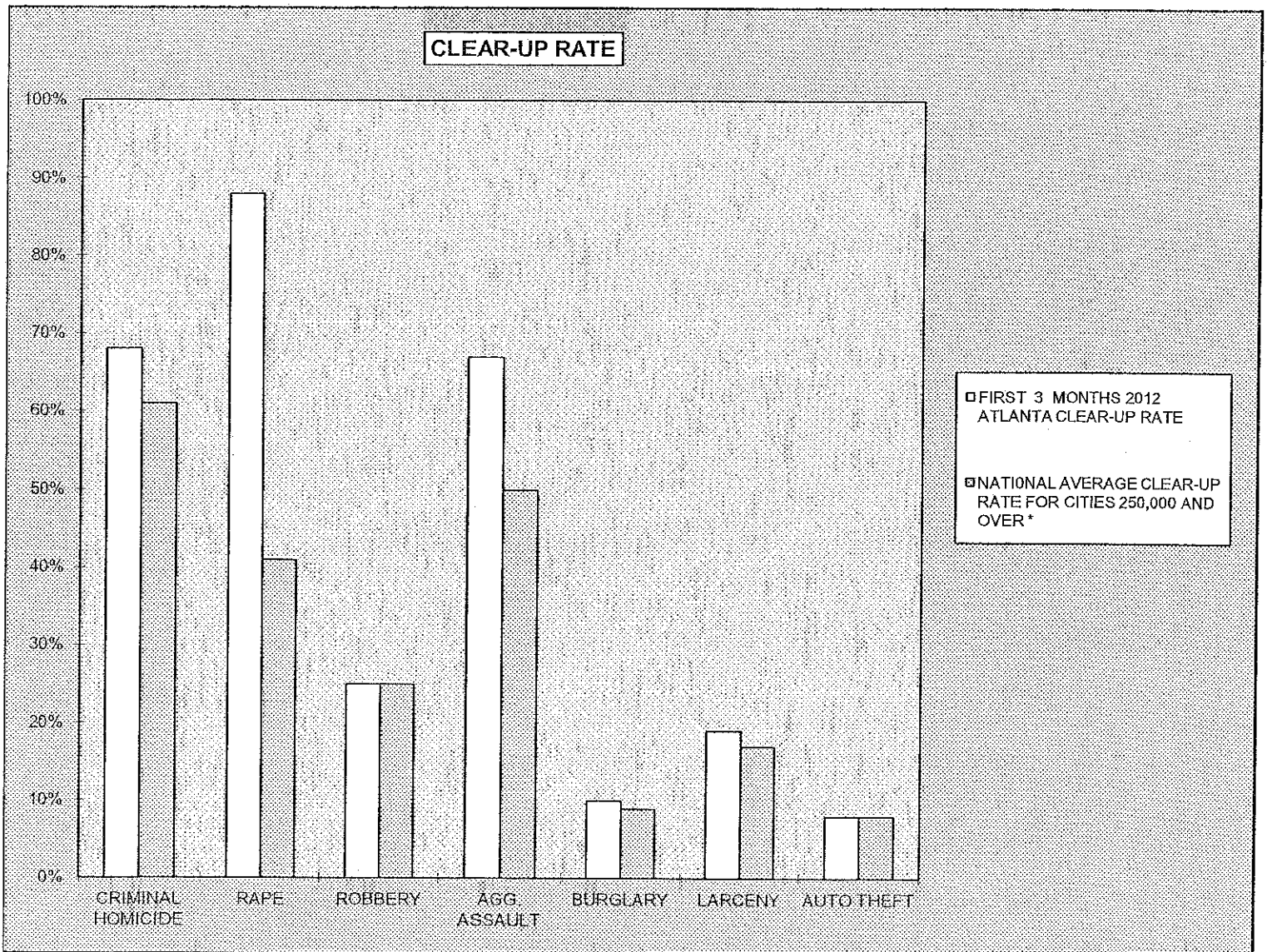


* 2011 FIGURES BASED ON OLD ZONE BOUNDARIES - NEW ZONE BOUNDARIES EFFECTIVE 12-13-11

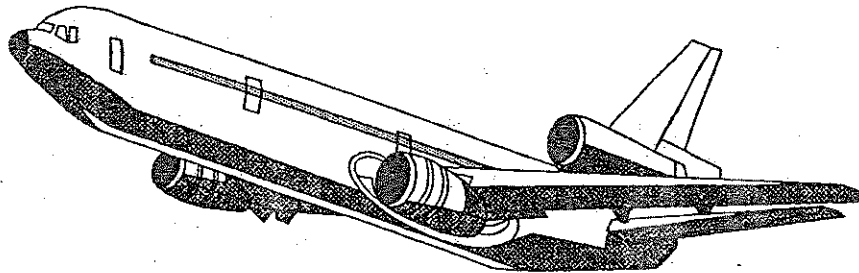
**2012
CRIME COMPARISON
CLEAR-UP RATE**

CRIME	FIRST 3 MONTHS 2012 ATLANTA CLEAR-UP RATE	NATIONAL AVERAGE CLEAR-UP RATE FOR CITIES 250,000 AND OVER *
CRIMINAL HOMICIDE	68%	61%
RAPE	88%	41%
ROBBERY	25%	25%
AGG. ASSAULT	67%	50%
BURGLARY	10%	9%
LARCENY	19%	17%
AUTO THEFT	8%	8%

* National Average for Cities 250,000 and Over Based on Latest Annual (2010) FBI Uniform Crime Report



APD



The Atlanta Airport
UNIFORM CRIME REPORTING



MARCH 2012

SUPPORT SERVICES DIVISION
INFORMATION SERVICES SECTION

RETURN A - MONTHLY RETURN OF OFFENSES KNOWN TO THE POLICE

This report is authorized by law Title 28, Section 534, U.S. Code. While you are not required to respond, your cooperation in forwarding this report by the 7th day after the close of the month to Uniform Crime Reports, Federal Bureau of Investigation, Washington, D.C. 20535, will assist in compiling comprehensive, accurate national crime figures on a timely basis.

1-720b (Rev. 8-30-94)
OMB No. 1110-0001

1 CLASSIFICATION OF OFFENSES	2 Data Entry	3 OFFENSES REPORTED OR KNOWN TO POLICE (INCLUDE "UNFOUNDED" AND ATTEMPTS)	4 UNFOUNDED, I.E., FALSE OR BASELESS COMPLAINTS	5 NUMBER OF ACTUAL OFFENSES (COLUMN 2 MINUS COLUMN 3) INCLUDE ATTEMPTS.	6 TOTAL OFFENSES CLEARED BY ARREST OR EXCEPTIONAL MEANS (INCLUDES COL. 5)	7 NUMBER OF CLEARANCES INVOLVING ONLY PERSONS UNDER 18 YEARS OF AGE
1. CRIMINAL HOMICIDE						
a. MURDER AND NONNEGLIGENT HOMICIDE	11	0	0	0	0	0
b. MANSLAUGHTER BY NEGLIGENCE	12					
2. FORCIBLE RAPE TOTAL	20	0	0	0	0	0
a. Rape by Force	21	0	0	0	0	0
b. Attempts to commit Forcible Rape	22	0	0	0	0	0
3. ROBBERY TOTAL	30	0	0	0	0	0
a. Firearm	31	0	0	0	0	0
b. Knife or Cutting Instrument	32	0	0	0	0	0
c. Other Dangerous Weapon	33	0	0	0	0	0
d. Strong-Arm (Hands, Fists, Feet, etc.)	34	0	0	0	0	0
4. ASSAULT TOTAL	40	5	0	5	3	0
a. Firearm	41	0	0	0	0	0
b. Knife or cutting instrument	42	0	0	0	0	0
c. Other Dangerous Weapon	43	0	0	0	0	0
d. Strong-Arm	44	0	0	0	0	0
e. Other Assaults - Simple, Not Aggravated	45	5	0	5	3	0
5. BURGLARY TOTAL	50	1	0	1	0	0
a. Forcible Entry	51	0	0	0	0	0
b. Unlawful Entry - No Force	52	0	0	0	0	0
c. Attempted Forcible Entry	53	1	0	1	0	0
6. LARCENY THEFT TOTAL (except Motor Vehicle Theft)	60	30	0	30	3	0
7. MOTOR VEHICLE THEFT TOTAL	70	7	0	7	1	0
a. Autos	71	5	0	5	1	0
b. Trucks and Buses	72	2	0	2	0	0
c. Other Vehicles	73	0	0	0	0	0
GRAND TOTAL	77	43	0	43	7	0

CHECKING ANY OF THE APPROPRIATE BLOCKS BELOW WILL ELIMINATE YOUR NEED TO SUBMIT REPORTS WHEN THE VALUES ARE ZERO. THIS WILL ALSO AID THE NATIONAL PROGRAM IN ITS QUALITY CONTROL EFFORTS.

- NO SUPPLEMENTARY HOMICIDE REPORT SUBMITTED SINCE NO MURDERS, JUSTIFIABLE HOMICIDES, OR MANSLAUGHTER BY NEGLIGENCE OCCURRED IN THIS JURISDICTION DURING THE MONTH.
- NO SUPPLEMENT TO RETURN A REPORT SINCE NO CRIME OFFENSES OR RECOVERY OF PROPERTY REPORTED DURING THE MONTH.
- NO LAW ENFORCEMENT OFFICERS KILLED OR ASSAULTED REPORT SINCE NONE OF THE OFFICERS WERE ASSAULTED OR KILLED DURING THE MONTH.

- NO AGE, SEX, AND RACE OF PERSONS ARRESTED UNDER 18 YEARS OF AGE REPORT SINCE NO ARRESTS OF PERSONS WITHIN THIS AGE GROUP.
- NO AGE, SEX, AND RACE OF PERSONS ARRESTED 18 YEARS OF AGE AND OVER REPORT SINCE NO ARRESTS OF PERSONS WITHIN THIS AGE GROUP.
- NO MONTHLY RETURN OF ARSON OFFENSES KNOWN TO LAW ENFORCEMENT REPORT SINCE NO ARSONS OCCURRED.

DO NOT USE THIS SPACE	
RECORDED	INITIALS
EDITED	
ENTERED	
ADJUSTED	
LOCKED	

* TOTALS INCLUDE PREVIOUS OFFENSES

MARCH 2012

Month and Year of Report

GA 060240X

Agency Identifier

APRIL 12, 2012

Date

ATLANTA AIRPORT POLICE - GEORGIA

Agency and State

Clifford Johnson LIEUTENANT
Prepared By Title
George M. Jr. CHIEF
Chief, Commissioner, Sheriff, or Superintendent

SUPPLEMENT TO RETURN A
MONTHLY RETURN OF OFFENSES KNOWN TO THE POLICE

1-706 (Rev.8-30-94)
Form Approved
OMB No. 1110-0007

This report is authorized by law, Title 28, Section 534, U. S. Code. While you are not required to respond, your cooperation in submitting this report with the Return A will assist the FBI in compiling comprehensive, accurate figures on a timely basis.

This form deals with the nature of crime and the monetary value of property stolen and recovered. The total offenses recorded on the form should be the same as the number of actual offenses listed in Column 4 of the Return A for each crime class. Include attempted crimes on this form, but do not include unfounded offenses. If you cannot complete the report in all areas, please record as much information as is available. Tally sheets will be sent upon request.

PROPERTY BY TYPE AND VALUE

Type of Property (1)	Data Entry	Monetary Value of Property Stolen in Your Jurisdiction	
		Stolen (2)	Recovered (3)
(A) Currency, Notes, Etc.	01	\$ 822.00	\$ 0.00
(B) Jewelry and Precious Metals	02	75.00	0.00
(C) Clothing and Furs	03	80.00	0.00
(D) Locally Stolen Motor Vehicles	04	112,003.00	12,002.00
(E) Office Equipment	05	2,600.00	0.00
(F) Televisions, Radios, Stereos, Etc.	06	2,598.00	0.00
(G) Firearms	07	0.00	0.00
(H) Household Goods	08	0.00	0.00
(I) Consumable Goods	09	0.00	0.00
(J) Livestock	10	0.00	0.00
(K) Miscellaneous	11	2,196.00	0.00
TOTAL	00	\$ 120,374.00	\$ 12,002.00

The total of this column should agree with the Grand Total (DATA ENTRY 77) shown on page 2.

Include in this column all property recovered even though stolen in prior months. The above is an accounting for only that property stolen in your jurisdiction. This will include property recovered for you by other jurisdictions, but not property you recover for them.

APRIL 12, 2012

DATE

Christopher Johnson

PREPARED BY

LIEUTENANT

TITLE

George W. Jones

CHIEF

CHIEF, COMMISSIONER, SHERIFF OR SUPERINTENDENT

MARCH 2012

Month and Year of Report

GA 060240X

Agency Identifier

ATLANTA AIRPORT POLICE - GEORGIA

Agency and State

LAW ENFORCEMENT OFFICERS KILLED OR ASSAULTED

It is requested this report be completed and transmitted with monthly crime reports to: Director, Federal Bureau of Investigation, Uniform Crime Reports, Washington, D. C. 20535. This form should be used to report the number of your officers who were assaulted or killed in the line of duty during the month. Additional information concerning officers killed will be requested by a separate questionnaire.

OFFICERS KILLED

Number of your law enforcement officers killed in the line of duty this month.

By felonious act 0
By accident or negligence 0

Officers Assaulted (Do not include officers killed) - See other side for instructions.

Type of Activity	Total Assaults by Weapon A	Type of Weapon					Type of Assignment						Police Assaults Cleared M	
		Firearm B	Knife or Other Cutting Instrument C	Other Dangerous Weapon D	Hands, Fists, Feet, etc. E	Two-Officer Vehicle F	One-Officer Vehicle		Detective or Special Assign.		Other			
							Alone G	As- sisted H	Alone I	As- sisted J	Alone K	As- sisted L		
1. Responding to "Disturbance" calls (family quarrels, man with gun, etc.)	0													
2. Burglaries in progress or pursuing burglary suspects	0													
3. Robberies in progress or pursuing robbery suspects	0													
4. Attempting other arrests	0													
5. Civil disorder (riot, mass disobedience)	0													
6. Handling, transporting, custody of prisoners	1				1		1							1
7. Investigating suspicious persons or circumstances	0													
8. Ambush - no warning	0													
9. Mentally deranged	0													
10. Traffic pursuits and stops	0													
11. All Other	0													
12. TOTAL (1-11)	1	0	0	0	1	0	1	0	0	0	0	0	0	1
13. Number with personal injury	0													
14. Number without personal injury	1				1									
15. Time of assaults	AM				1									
	PM													

DO NOT WRITE HERE

Recorded	Initials
Edited	
Punched	
Verified	
Adjusted	
DOJ/FBI	

12:01 2:00 4:00 6:00 8:00 10:00 12:00

MARCH 2012
Month and Year
ATLANTA AIRPORT POLICE
Agency

GA 060240X
Agency Identifier
GEORGIA
State

Cliff Johnson
Prepared By
LIEUTENANT

George M. J.
Chief, Sheriff, Commissioner, Superintendent
Title
CHIEF

**ATLANTA AIRPORT POLICE
AGE, SEX, AND RACE OF PERSONS ARRESTED
17 YEARS OF AGE AND OVER**

MONTH MARCH

YEAR 2012

CLASSIFICATION OF OFFENSES	SEX	AGE OF PERSON ARRESTED																TOTAL	RACE				ETHNIC	
		17	18	19	20	21	22	23	24 29	30 34	35 39	40 44	45 49	50 54	55 59	60 64	65 UP		White	Black	Native Amer.	Asian/Pacific	Whi. Hispanic	Blck Hispanic
Murder/Nonnegligent Manslaughter	01a M																	0						
	F																	0						
Manslaughter by Negligence	01b M																	0						
	F																	0						
Forcible Rape	02 M																	0						
	F																	0						
Robbery	03 M																	0						
	F																	0						
Aggravated Assault	04 M																	0						
	F																	0						
Burglary- Breaking or Entering	05 M																	0						
	F																	0						
Larceny - Theft (except Motor Vehicle Theft)	06 M				1						2	1						4						
	F																	0						
Motor Vehicle Theft	07 M																	0		4				
	F																	0						
Other Assaults	08 M												2					2						
	F							1										1		3				
Arson	09 M																	0						
	F																	0						
Forgery and Counterfeiting	10 M																	0						
	F																	0						
Fraud	11 M						1				1		1					3						
	F																	0	1	2				
Embezzlement	12 M																	0						
	F																	0						
Stolen Property; Buying, Receiving, Possessing	13 M										1			1				2						
	F																	0	1	1				
Vandalism	14 M																	0						
	F																	0						
Weapons	15 M									1		1				1	1	4						
	F											1				1		2	5	1				

-37-

**ATLANTA AIRPORT POLICE
AGE, SEX, AND RACE OF PERSONS ARRESTED
17 YEARS OF AGE AND OVER**

MONTH MARCH

YEAR 2012

CLASSIFICATION OF OFFENSES	SEX	AGE OF PERSON ARRESTED															TOTAL	RACE				ETHNIC		
		17	18	19	20	21	22	23	24 29	30 34	35 39	40 44	45 49	50 54	55 59	60 64		65 UP	White	Black	Native Amer.	Asian/Pacific	Whi. Hispanic	Blck Hispanic
Prostitution and Commercialized Vice	M																	0						
	F																	0						
Sex Offenses (except Rape and Prostitution)	M																	0						
	F																	0						
Drug Abuse Violations Grand Total	M	0	0	0	0	0	0	0	1	0	0	0	0	0	0	0	0	1						
	F	0	0	0	0	0	0	0	0	0	0	0	0	0	0	0	0	0	0	1	0	0	0	0
(1) Sale/Manufacturing Subtotal	M	0	0	0	0	0	0	0	0	0	0	0	0	0	0	0	0	0						
	F	0	0	0	0	0	0	0	0	0	0	0	0	0	0	0	0	0	0	0	0	0	0	0
Opium or Cocaine and their derivatives	M																	0						
	F																	0						
Marijuana	M																	0						
	F																	0						
Synthetic Narcotics	M																	0						
	F																	0						
Other Dangerous Non-Narcotic Drugs	M																	0						
	F																	0						
(2) Possession Subtotal	M	0	0	0	0	0	0	0	1	0	0	0	0	0	0	0	0	1						
	F	0	0	0	0	0	0	0	0	0	0	0	0	0	0	0	0	0	0	1	0	0	0	0
Opium or Cocaine and their derivatives	M																	0						
	F																	0						
Marijuana	M								1									1						
	F																	0		1				
Synthetic Narcotics	M																	0						
	F																	0						
Other Dangerous Non-Narcotic Drugs	M																	0						
	F																	0						
Gambling Total	M	0	0	0	0	0	0	0	0	0	0	0	0	0	0	0	0	0						
	F	0	0	0	0	0	0	0	0	0	0	0	0	0	0	0	0	0	0	0	0	0	0	0
Bookmaking	M																	0						
	F																	0						
Numbers and Lottery	M																	0						
	F																	0						

378

ATLANTA AIRPORT POLICE
AGE, SEX, AND RACE OF PERSONS ARRESTED
17 YEARS OF AGE AND OVER

MONTH MARCH
YEAR 2012

CLASSIFICATION OF OFFENSES	SEX	AGE OF PERSON ARRESTED																TOTAL	RACE				ETHNIC	
		17	18	19	20	21	22	23	24 29	30 34	35 39	40 44	45 49	50 54	55 59	60 64	65 UP		White	Black	Native Amer.	Asian/Pacific	Whi. Hispanic	Blck Hispanic
All Other Gambling	M																	0						
	F																	0						
Offenses Against Family And Children	M																	0						
	F																	0						
Driving Under the Influence	M																	0						
	F																	0						
Liquor Laws	M																	0						
	F																	0						
Drunkenness	M																	0						
	F																	0						
Disorderly Conduct	M																	0						
	F																	0						
Vagrancy	M																	0						
	F																	0						
All Other Offenses (except Traffic)	M																	0						
	F																	0						
Suspicion	M																	0						
	F																	0						
TOTAL																		79	17	61	0	1	0	0

MARCH 2012
Month and Year of Report

GA 060240X
Agency Identifier

APRIL 12, 2012
Date

[Signature]
Prepared By
LIEUTENANT
Title

ATLANTA AIRPORT POLICE - GEORGIA
Agency and State

[Signature]
Chief, Commissioner, Sheriff, or Superintendent
CHIEF

**ATLANTA AIRPORT POLICE
AGE, SEX, AND RACE OF PERSONS ARRESTED
16 YEARS OF AGE AND UNDER**

MONTH MARCH

YEAR 2012

CLASSIFICATION OF OFFENSES	SEX	AGE						RACE				ETHNIC		
		0	10	13	15	16	TOTAL	White	Black	Native Amer.	Asian/Pacific	Whi. Hispanic	Blck Hispanic	
		9	12	14										
Murder/Nonnegligent Manslaughter	01a	M					0							
	F						0							
Manslaughter by Negligence	01b	M					0							
	F						0							
Forcible Rape	02	M					0							
	F						0							
Robbery	03	M					0							
	F						0							
Aggravated Assault	04	M					0							
	F						0							
Burglary- Breaking or Entering	05	M					0							
	F						0							
Larceny - Theft (except Motor Vehicle Theft)	06	M					0							
	F						0							
Motor Vehicle Theft	07	M					0							
	F						0							
Other Assaults	08	M					0							
	F						0							
Arson	09	M					0							
	F						0							
Forgery and Counterfeiting	10	M					0							
	F						0							
Fraud	11	M					0							
	F						0							
Embezzlement	12	M					0							
	F						0							
Stolen Property; Buying, Receiving, Possessing	13	M					0							
	F						0							
Vandalism	14	M					0							
	F						0							
Weapons	15	M					0							
	F						0							
Prostitution and Commercialized Vice	16	M					0							
	F						0							

-376-

ATLANTA AIRPORT POLICE
 AGE, SEX, AND RACE OF PERSONS ARRESTED
 16 YEARS OF AGE AND UNDER

MONTH MARCH

YEAR 2012

CLASSIFICATION OF OFFENSES	SEX	AGE						RACE				ETHNIC	
		09	1012	1314	15	16	TOTAL	White	Black	Native Amer.	Asian/Pacific	Whi. Hispanic	Blck Hispanic
Sex Offenses (except Rape and Prostitution)	17 M						0						
	F						0						
Drug Abuse Violations Grand Total	18 M	0	0	0	0	0	0	0	0	0	0	0	0
	F	0	0	0	0	0	0	0	0	0	0	0	0
(1) Sale/Manufacturing Subtotal	180 M	0	0	0	0	0	0	0	0	0	0	0	0
	F	0	0	0	0	0	0	0	0	0	0	0	0
Opium or Cocaine and their Derivatives	a M						0						
	F						0						
Marijuana	b M						0						
	F						0						
Synthetic Narcotics	c M						0						
	F						0						
Other Dangerous Non-Narcotic Drugs	d M						0						
	F						0						
(2) Possession Subtotal	185 M	0	0	0	0	0	0	0	0	0	0	0	0
	F	0	0	0	0	0	0	0	0	0	0	0	0
Opium or Cocaine and their Derivatives	e M						0						
	F						0						
Marijuana	f M						0						
	F						0						
Synthetic Narcotics	g M						0						
	F						0						
Other Dangerous Non-Narcotic Drugs	h M						0						
	F						0						
Gambling Total	19 M	0	0	0	0	0	0	0	0	0	0	0	0
	F	0	0	0	0	0	0	0	0	0	0	0	0
Bookmaking	a M						0						
	F						0						
Numbers and Lottery	b M						0						
	F						0						
All Other Gambling	c M						0						
	F						0						
Offenses Against Family and Children	20 M						0						
	F						0						

-378-

ATLANTA AIRPORT POLICE
 AGE, SEX, AND RACE OF PERSONS ARRESTED
 16 YEARS OF AGE AND UNDER

MONTH MARCH

YEAR 2012

CLASSIFICATION OF OFFENSES	SEX	AGE						RACE				ETHNIC	
		0 9	10 12	13 14	15	16	TOTAL	White	Black	Native Amer.	Asian/Pacific	Whi. Hispanic	Blck Hispanic
Driving Under the Influence 21	M						0						
	F						0						
Liquor Laws 22	M						0						
	F						0						
Drunkenness 23	M						0						
	F						0						
Disorderly Conduct 24	M						0						
	F						0						
Vagrancy 25	M						0						
	F						0						
All Other Offenses (except Traffic) 26	M						0						
	F						0						
Suspicion 27	M						0						
	F						0						
Curfew and Loitering 28	M						0						
	F						0						
Run-Aways 29	M						0						
	F						0						
Total		0	0	0	0	0	0	0	0	0	0	0	0

MARCH 2012

Month and Year of Report

GA 060240X

Agency Identifier

APRIL 12, 2012

Date

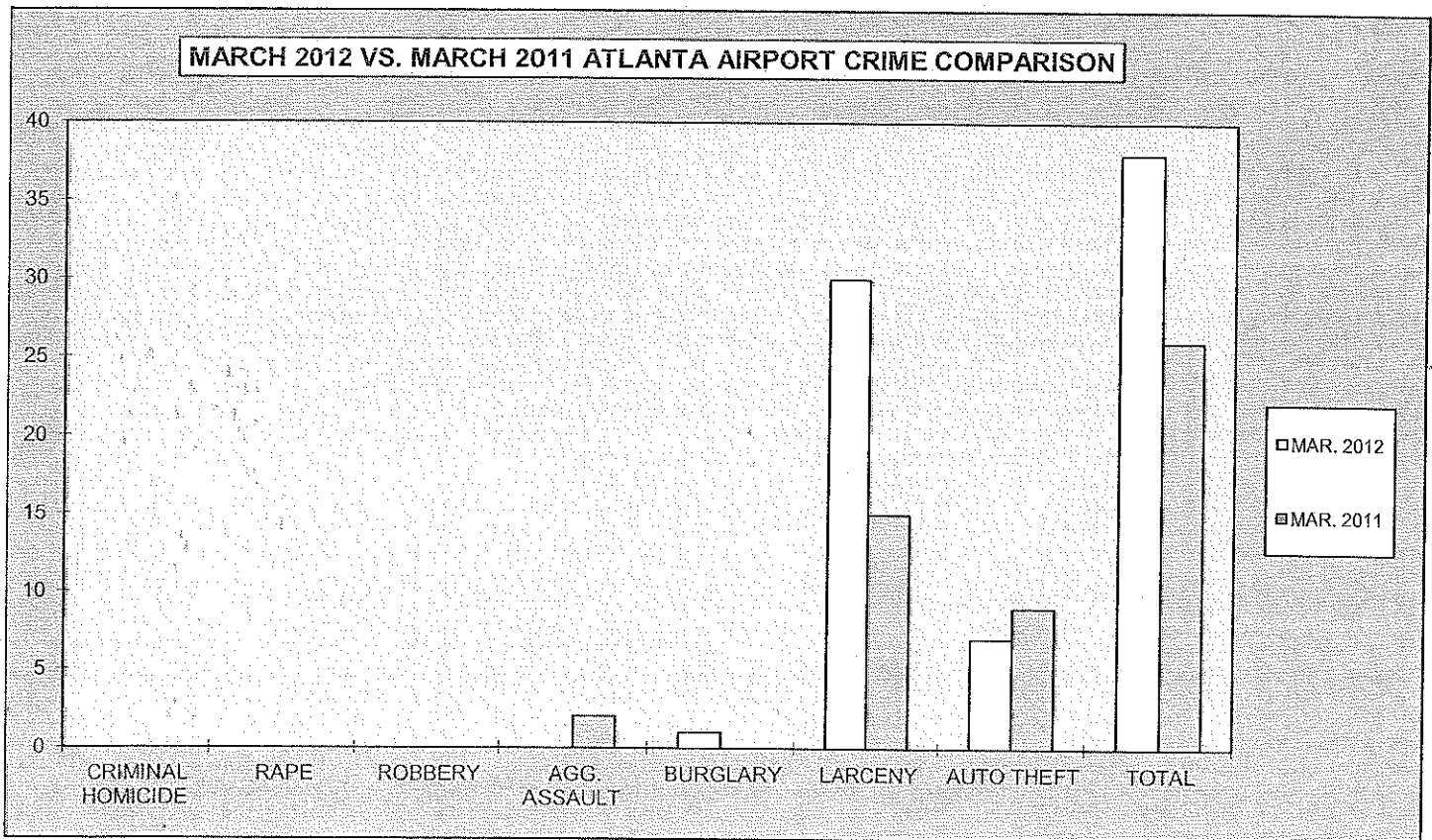
[Signature]
 Prepared By LIEUTENANT

[Signature]
 Chief, Commissioner, Sheriff, or Superintendent CHIEF

ATLANTA AIRPORT POLICE - GEORGIA
 Agency and State

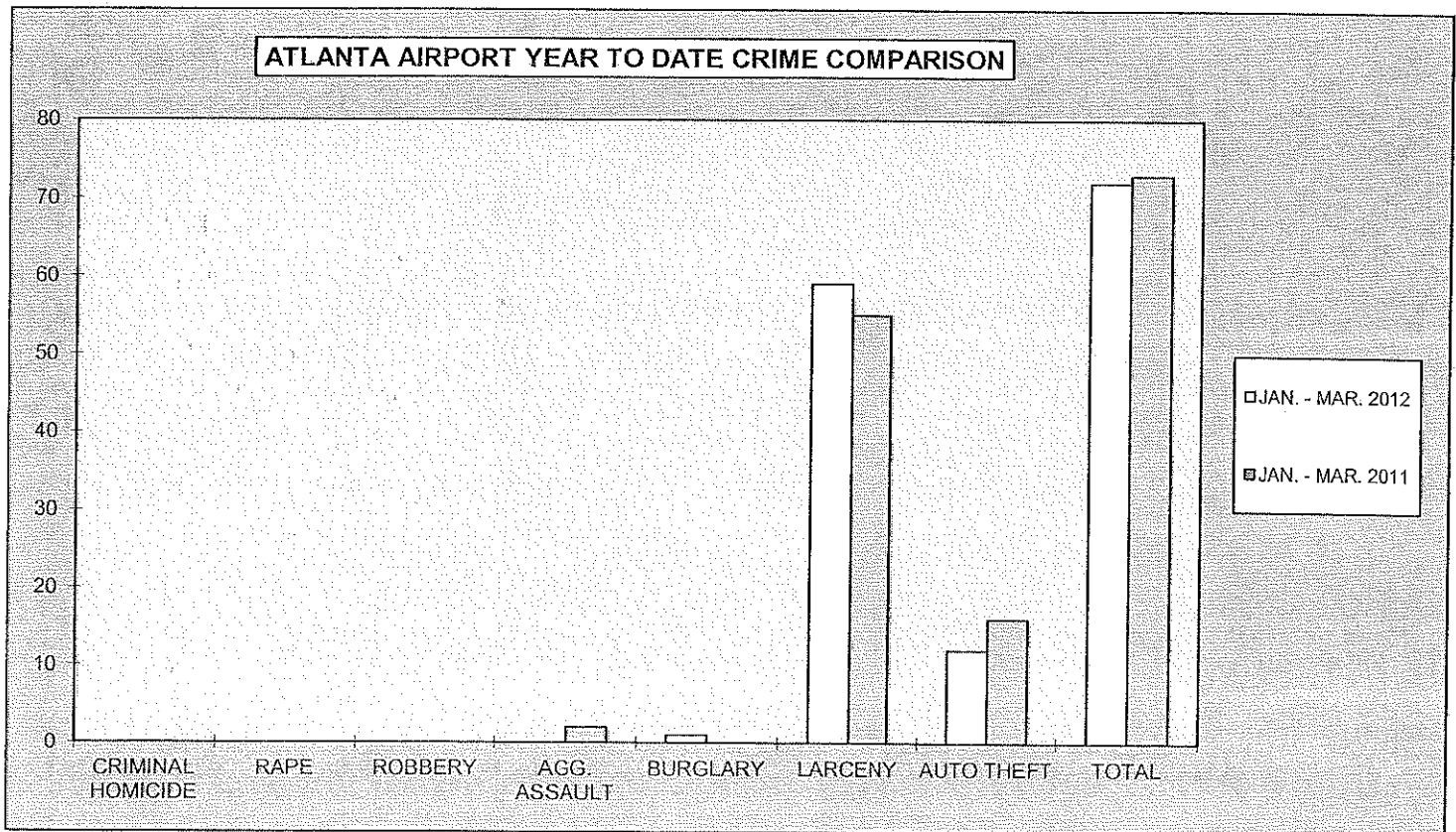
2012
ATLANTA AIRPORT
MONTHLY CRIME COMPARISON

CRIME	MAR. 2012	MAR. 2011	# DIFFERENCE	% DIFFERENCE
CRIMINAL HOMICIDE	0	0	0	0%
RAPE	0	0	0	0%
ROBBERY	0	0	0	0%
AGG. ASSAULT	0	2	-2	-100%
BURGLARY	1	0	1	100%
RESIDENCE	0	0	0	0%
NON-RESIDENCE	1	0	1	100%
LARCENY	30	15	15	100%
POCKETPICKING	1	0	1	100%
PURSE SNATCHING	0	0	0	0%
SHOPLIFTING	1	2	-1	-50%
FROM MOTOR VEHICLES	3	1	2	200%
MOTOR VEH. PARTS/ACCESSORIES	4	1	3	300%
BICYCLES	0	0	0	0%
FROM BUILDINGS	7	3	4	133%
FROM COIN OPERATED MACHINES	2	0	2	100%
ALL OTHER	12	8	4	50%
AUTO THEFT	7	9	-2	-22%
TOTAL	38	26	12	46%



2012
ATLANTA AIRPORT
YEAR TO DATE CRIME COMPARISON

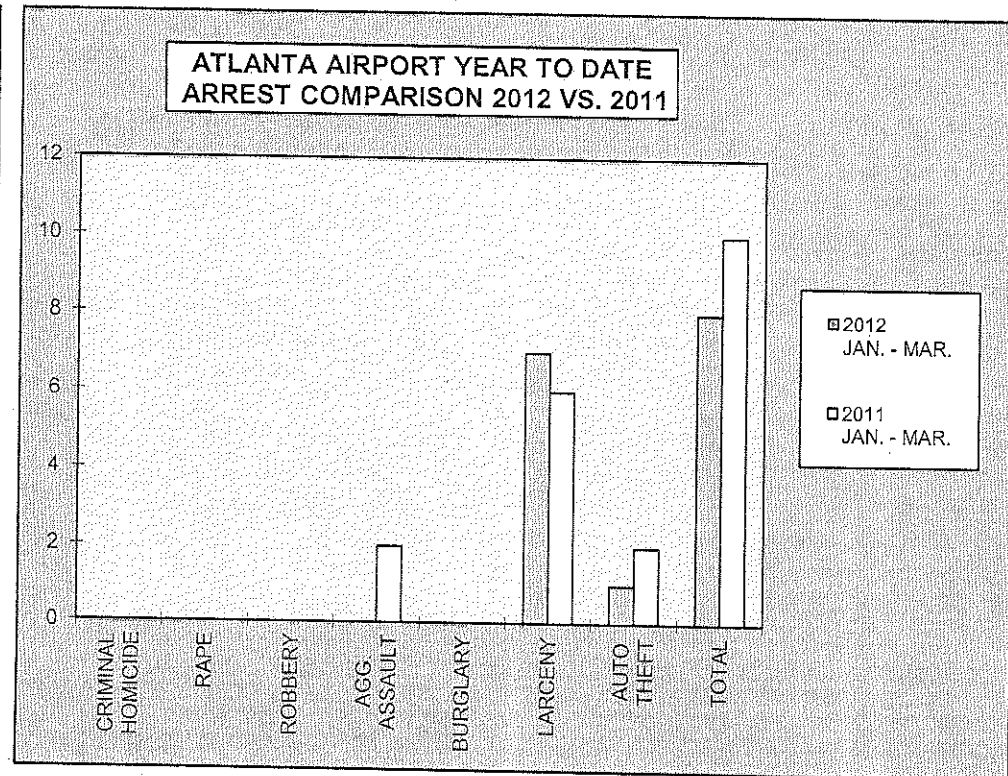
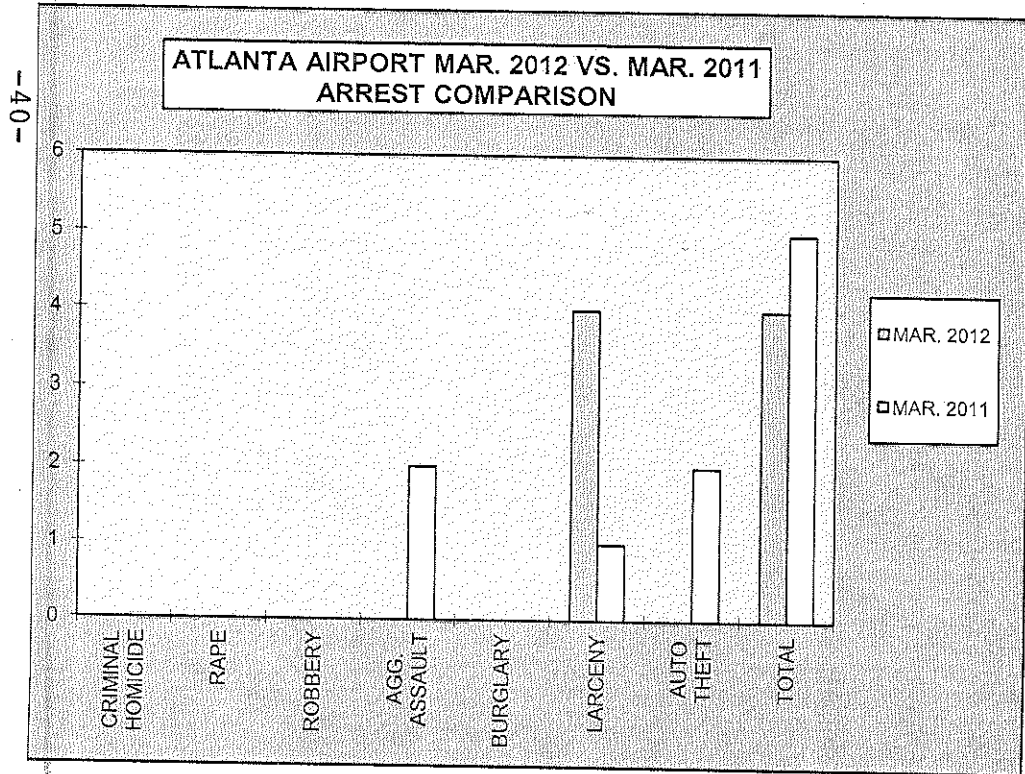
FIRST 3 MONTHS				
CRIME	JAN. - MAR. 2012	JAN. - MAR. 2011	# DIFFERENCE	% DIFFERENCE
CRIMINAL HOMICIDE	0	0	0	0%
RAPE	0	0	0	0%
ROBBERY	0	0	0	0%
AGG. ASSAULT	0	2	-2	-100%
BURGLARY	1	0	1	100%
RESIDENCE	0	0	0	0%
NON-RESIDENCE	1	0	1	100%
LARCENY	59	55	4	7%
POCKETPICKING	2	0	2	100%
PURSE SNATCHING	0	0	0	0%
SHOPLIFTING	1	10	-9	-90%
FROM MOTOR VEHICLES	4	7	-3	-43%
MOTOR VEH. PARTS/ACCESSORIES	5	4	1	25%
BICYCLES	0	0	0	0%
FROM BUILDINGS	20	14	6	43%
FROM COIN OPERATED MACHINES	2	0	2	100%
ALL OTHER	25	20	5	25%
AUTO THEFT	12	16	-4	-25%
TOTAL	72	73	-1	-1%



**2012
ATLANTA AIRPORT
ARREST COMPARISON**

MARCH ARREST COMPARISON				
CRIME	MAR. 2012	MAR. 2011	# DIFFERENCE	% DIFFERENCE
CRIMINAL HOMICIDE	0	0	0	0%
RAPE	0	0	0	0%
ROBBERY	0	0	0	0%
AGG. ASSAULT	0	2	-2	-100%
BURGLARY	0	0	0	0%
LARCENY	4	1	3	300%
AUTO THEFT	0	2	-2	-100%
TOTAL	4	5	-1	-20%

FIRST 3 MONTHS ARREST COMPARISON				
CRIME	2012 JAN. - MAR.	2011 JAN. - MAR.	# DIFFERENCE	% DIFFERENCE
CRIMINAL HOMICIDE	0	0	0	0%
RAPE	0	0	0	0%
ROBBERY	0	0	0	0%
AGG. ASSAULT	0	2	-2	-100%
BURGLARY	0	0	0	0%
LARCENY	7	6	1	17%
AUTO THEFT	1	2	-1	-50%
TOTAL	8	10	-2	-20%



**2012
ATLANTA AIRPORT
CLEAR-UP RATE**

CRIME	ATLANTA AIRPORT MAR. 2012 CLEAR-UP RATE	ATLANTA AIRPORT MAR. 2011 CLEAR-UP RATE
CRIMINAL HOMICIDE	0%	0%
RAPE	0%	0%
ROBBERY	0%	0%
AGG. ASSAULT	0%	100%
BURGLARY	0%	0%
LARCENY	10%	7%
AUTO THEFT	14%	22%

