

FBI UNIFORM CRIME REPORTING

ATLANTA POLICE DEPARTMENT

226 PEACHTREE STREET, SW

ATLANTA, GEORGIA 30303



MAY 2012



SUPPORT SERVICES DIVISION
INFORMATION SERVICES SECTION

TABLE OF CONTENTS

	Page
U. C. R. COMPARATIVE CRIME REPORT -----	1
RETURN A - MONTHLY RETURN OF OFFENSES KNOWN TO THE POLICE -----	2
PROPERTY STOLEN BY CLASSIFICATION -----	3
	3a
LAW ENFORCEMENT OFFICERS KILLED OR ASSAULTED -----	4
MONTHLY RETURN OF ARSON OFFENSES KNOWN TO LAW ENFORCEMENT -----	5
POLICE DISPOSITION OF JUVENILES -----	6
SUPPLEMENTARY HOMICIDE REPORT -----	7
SEX AND RACE OF PERSONS ARRESTED -----	8
	8a-8e
HOMICIDE COMPARISON REPORT -----	9
HOMICIDE BREAKDOWN REPORT -----	10
SEVEN MAJOR CRIMES - MONTHLY CRIME COMPARISON -----	11
SEVEN MAJOR CRIMES - YEAR TO DATE CRIME COMPARISON -----	12
SEVEN MAJOR CRIMES ARREST MONTHLY AND YEAR TO DATE COMPARISON -----	13
CRIMES AGAINST PERSONS MONTHLY AND YEAR TO DATE COMPARISON -----	14
CRIMES AGAINST PROPERTY MONTHLY AND YEAR TO DATE COMPARISON -----	15
CRIMES AGAINST PERSONS & PROPERTY MONTHLY COMPARISON BY ZONES -----	16
CRIMES AGAINST PERSONS & PROPERTY YEAR TO DATE COMPARISON BY ZONES -----	17
SEVEN MAJOR CRIMES MONTHLY CRIME COMPARISON BY ZONES -----	18
SEVEN MAJOR CRIMES - YEAR TO DATE CRIME COMPARISON BY ZONES -----	19
SEVEN MAJOR CRIMES - MONTHLY CRIME COMPARISON - ZONE 1 -----	20
SEVEN MAJOR CRIMES - YEAR TO DATE CRIME COMPARISON - ZONE 1 -----	21
SEVEN MAJOR CRIMES - MONTHLY CRIME COMPARISON - ZONE 2 -----	22
SEVEN MAJOR CRIMES - YEAR TO DATE CRIME COMPARISON - ZONE 2 -----	23
SEVEN MAJOR CRIMES - MONTHLY CRIME COMPARISON - ZONE 3 -----	24
SEVEN MAJOR CRIMES - YEAR TO DATE CRIME COMPARISON - ZONE 3 -----	25
SEVEN MAJOR CRIMES - MONTHLY CRIME COMPARISON - ZONE 4 -----	26
SEVEN MAJOR CRIMES - YEAR TO DATE CRIME COMPARISON - ZONE 4 -----	27
SEVEN MAJOR CRIMES - MONTHLY CRIME COMPARISON - ZONE 5 -----	28
SEVEN MAJOR CRIMES - YEAR TO DATE CRIME COMPARISON - ZONE 5 -----	29
SEVEN MAJOR CRIMES - MONTHLY CRIME COMPARISON - ZONE 6 -----	30
SEVEN MAJOR CRIMES - YEAR TO DATE CRIME COMPARISON - ZONE 6 -----	31
CLEAR-UP RATE COMPARISON -----	32
ATLANTA AIRPORT -----	33
RETURN A - MONTHLY RETURN OF OFFENSES KNOWN TO THE POLICE -----	34
PROPERTY STOLEN BY CLASSIFICATION -----	35
	35a
POLICE DISPOSITION OF JUVENILES -----	36
SEX AND RACE OF PERSONS ARRESTED -----	37
	37a-37e
SEVEN MAJOR CRIMES - MONTHLY CRIME COMPARISON -----	38
SEVEN MAJOR CRIMES - YEAR TO DATE CRIME COMPARISON -----	39
SEVEN MAJOR CRIMES ARREST MONTHLY AND YEAR TO DATE COMPARISON -----	40
CLEAR-UP RATE COMPARISON -----	41

MAY 2012
U.C.R. COMPARATIVE CRIME REPORT
SUPPORT SERVICES DIVISION
INFORMATION SERVICES SECTION

	MAY 2012		MAY 2011		COMPARATIVE ACTUAL	% CHANGE ACTUAL	COMPARATIVE CLEARED	% CHANGE CLEARED
	ACTUAL	CLEARED	ACTUAL	CLEARED				
MURDER	5	11	8	6	-3	-38%	5	83%
RAPE	10	14	15	10	-5	-33%	4	40%
ROBBERY	210	69	228	44	-18	-8%	25	57%
AGG. ASSAULT	411	269	370	230	41	11%	39	17%
BURGLARY - RESIDENCE	403		593		-190	-32%		
BURGLARY - NON-RESIDENCE	107	66	85	76	22	26%	-10	-13%
LARCENY - \$200 AND OVER	547		552		-5	-1%		
LARCENY - \$50 TO \$199	121	306	139	263	-18	-13%	43	16%
LARCENY - UNDER \$50	901		796		105	13%		
AUTO THEFT	411	69	502	41	-91	-18%	28	68%
TOTAL	3,126		3,288		-162	-5%		
AUTOS RECOVERED	75		54		21	39%		

	2012 JANUARY - MAY		2011 JANUARY - MAY		COMPARATIVE ACTUAL	% CHANGE ACTUAL	COMPARATIVE CLEARED	% CHANGE CLEARED
	ACTUAL	CLEARED	ACTUAL	CLEARED				
MURDER	29	30	28	32	1	4%	-2	-6%
RAPE	50	43	64	36	-14	-22%	7	19%
ROBBERY	820	228	860	194	-40	-5%	34	18%
AGG. ASSAULT	1,552	1,014	1,375	888	177	13%	126	14%
BURGLARY - RESIDENCE	2,005		2,346		-341	-15%		
BURGLARY - NON-RESIDENCE	331	245	375	312	-44	-12%	-67	-21%
LARCENY - \$200 AND OVER	2,297		2,241		56	2%		
LARCENY - \$50 TO \$199	550	1,340	591	1,299	-41	-7%	41	3%
LARCENY - UNDER \$50	4,063		3,970		93	2%		
AUTO THEFT	1,865	177	1,941	170	-76	-4%	7	4%
TOTAL	13,562		13,791		-229	-2%		
AUTOS RECOVERED	313		348		-35	-10%		

RETURN A - MONTHLY RETURN OF OFFENSES KNOWN TO THE POLICE

1-720b (Rev. 8-30-94)
OMB No. 1110-0001

This report is authorized by law Title 28, Section 534, U.S. Code. While you are not required to respond, your cooperation in forwarding this report by the 7th day after the close of the month to Uniform Crime Reports, Federal Bureau of Investigation, Washington, D.C. 20535, will assist in compiling comprehensive, accurate national crime figures on a timely basis.

1 CLASSIFICATION OF OFFENSES	Data Entry	2 OFFENSES REPORTED OR KNOWN TO POLICE (INCLUDE "UNFOUNDED" AND ATTEMPTS)	3 UNFOUNDED, I.E., FALSE OR BASELESS COMPLAINTS	4 NUMBER OF ACTUAL OFFENSES (COLUMN 2 MINUS COLUMN 3) INCLUDE ATTEMPTS	5 TOTAL OFFENSES CLEARED BY ARREST OR EXCEPTIONAL MEANS (INCLUDES COL. 6)	6 NUMBER OF CLEARANCES INVOLVING ONLY PERSONS UNDER 18 YEARS OF AGE
1. CRIMINAL HOMICIDE						
a. MURDER AND NONNEGLIGENT HOMICIDE	11	5	0	5	11	0
b. MANSLAUGHTER BY NEGLIGENCE	12					
2. FORCIBLE RAPE TOTAL	20	13	3	10	14	0
a. Rape by Force	21	12	2	10	13	0
b. Attempts to commit Forcible Rape	22	1	1	0	1	0
3. ROBBERY TOTAL	30	216	6	210	69	5
a. Firearm	31	122	3	119	30	2
b. Knife or Cutting Instrument	32	7	0	7	2	0
c. Other Dangerous Weapon	33	15	0	15	8	0
d. Strong-Arm (Hands, Fists, Feet, etc.)	34	72	3	69	29	3
4. ASSAULT TOTAL	40	1,172	31	1,141	802	26
a. Firearm	41	157	7	150	75	4
b. Knife or cutting instrument	42	84	0	84	62	2
c. Other Dangerous Weapon	43	146	3	143	116	4
d. Strong-Arm	44	35	1	34	16	0
e. Other Assaults - Simple, Not Aggravated	45	750	20	730	533	16
5. BURGLARY TOTAL	50	519	9	510	66	6
a. Forcible Entry	51	403	1	402	47	5
b. Unlawful Entry - No Force	52	87	7	80	11	0
c. Attempted Forcible Entry	53	29	1	28	8	1
6. LARCENY THEFT TOTAL (except Motor Vehicle Theft)	60	1,597	28	1,569	306	15
7. MOTOR VEHICLE THEFT TOTAL	70	453	42	411	69	5
a. Autos	71	400	37	363	58	5
b. Trucks and Buses	72	36	5	31	6	0
c. Other Vehicles	73	17	0	17	5	0
GRAND TOTAL	77	3,975	119	3,856	1,337	57

CHECKING ANY OF THE APPROPRIATE BLOCKS BELOW WILL ELIMINATE YOUR NEED TO SUBMIT REPORTS WHEN THE VALUES ARE ZERO. THIS WILL ALSO AID THE NATIONAL PROGRAM IN ITS QUALITY CONTROL EFFORTS.

- NO SUPPLEMENTARY HOMICIDE REPORT SUBMITTED SINCE NO MURDERS, JUSTIFIABLE HOMICIDES, OR MANSLAUGHTER BY NEGLIGENCE OCCURRED IN THIS JURISDICTION DURING THE MONTH.
- NO SUPPLEMENT TO RETURN A REPORT SINCE NO CRIME OFFENSES OR RECOVERY OF PROPERTY REPORTED DURING THE MONTH.
- NO LAW ENFORCEMENT OFFICERS KILLED OR ASSAULTED REPORT SINCE NONE OF THE OFFICERS WERE ASSAULTED OR KILLED DURING THE MONTH.

- NO AGE, SEX, AND RACE OF PERSONS ARRESTED UNDER 18 YEARS OF AGE REPORT SINCE NO ARRESTS OF PERSONS WITHIN THIS AGE GROUP.
- NO AGE, SEX, AND RACE OF PERSONS ARRESTED 18 YEARS OF AGE AND OVER REPORT SINCE NO ARRESTS OF PERSONS WITHIN THIS AGE GROUP.
- NO MONTHLY RETURN OF ARSON OFFENSES KNOWN TO LAW ENFORCEMENT REPORT SINCE NO ARSONS OCCURRED.

DO NOT USE THIS SPACE	
RECORDED	INITIALS
EDITED	
ENTERED	
ADJUSTED	
WRKES	

* TOTALS INCLUDE PREVIOUS OFFENSES

MAY 2012
Month and Year of Report

GAAPD 0000
Agency Identifier

JUNE 13, 2012
Date

ATLANTA POLICE DEPARTMENT - GEORGIA
Agency and State

Clifton Johnson LIEUTENANT
Prepared By Title
George J. Jones CHIEF
Chief, Commissioner, Sheriff, or Superintendent

PROPERTY STOLEN BY CLASSIFICATION

CLASSIFICATION	DATA ENTRY	Number of Actual Offenses (Column 4 Return A)	Monetary Value of Property Stolen
1. MURDER AND NONNEGLIGENT MANSLAUGHTER	12	5	\$ 0.00
2. FORCIBLE RAPE	20	10	\$ 0.00
3. ROBBERY			
(a) HIGHWAY (streets, alleys, etc.)	31	172	61,440.00
(b) COMMERCIAL HOUSE (except c, d, and f)	32	12	1,791.00
(c) GAS OR SERVICE STATION	33	-1	-10,000.00 *
(d) CONVENIENCE STORE	34	1	10.00
(e) RESIDENCE (anywhere on premises)	35	19	41,303.00
(f) BANK	36	1	2,630.00
(g) MISCELLANEOUS	37	6	-2,425.00 *
TOTAL ROBBERY	30	210	\$ 94,749.00
5. BURGLARY - BREAKING OR ENTERING			
(a) RESIDENCE (dwelling)			
(1) NIGHT (6 p.m. - 6 a.m.)	51	138	128,477.00
(2) DAY (6 a.m. - 6 p.m.)	52	265	286,045.00
(3) UNKNOWN	53	0	0.00
(b) NON-RESIDENCE (store, office, etc.)			
(1) NIGHT (6 p.m. - 6 a.m.)	54	67	59,762.00
(2) DAY (6 a.m. - 6 p.m.)	55	40	75,890.00
(3) UNKNOWN	56	0	0.00
TOTAL BURGLARY	50	510	\$ 550,174.00
6. LARCENY - THEFT (Except Motor Vehicle Theft)			
(a) \$200 AND OVER	61	547	955,230.00
(b) \$50 TO \$200	62	121	12,921.00
(c) UNDER \$50	63	901	2,499.00
TOTAL LARCENY (Same as Item 6X)	60	1,569	\$ 970,650.00
7. MOTOR VEHICLE THEFT (Include Alleged Joy Ride)	70	411	\$ 512,124.00
GRAND TOTAL - ALL ITEMS	77		\$ 2,127,697.00
ADDITIONAL ANALYSIS OF LARCENY AND MOTOR VEHICLE THEFT			
6X. NATURE OF LARCENIES UNDER ITEM 6			
(a) POCKET-PICKING	81	5	6,319.00
(b) PURSE-SNATCHING	82	55	17,245.00
(c) SHOPLIFTING	83	240	59,750.00
(d) FROM MOTOR VEHICLES (except e)	84	626	435,016.00
(e) MOTOR VEHICLE PARTS AND ACCESSORIES	85	129	58,853.00
(f) BICYCLES	86	11	1,415.00
(g) FROM BUILDING (except c and h)	87	187	101,616.00
(h) FROM ANY COIN-OPERATED MACHINES (parking meters, etc.)	88	1	5.00
(i) ALL OTHER	89	315	290,431.00
TOTAL LARCENIES (Same as Item 6)	80	1,569	\$ 970,650.00
7X. MOTOR VEHICLES RECOVERED			
(a) STOLEN LOCALLY AND RECOVERED LOCALLY	91	74	
(b) STOLEN LOCALLY AND RECOVERED BY OTHER JURISDICTIONS	92	1	
(c) TOTAL LOCALLY STOLEN MOTOR VEHICLES RECOVERED (a & b)	93	75	
(d) STOLEN IN OTHER JURISDICTIONS AND RECOVERED LOCALLY	90	N/A	

SUPPLEMENT TO RETURN A
MONTHLY RETURN OF OFFENSES KNOWN TO THE POLICE

1-706 (Rev.8-30-94)
Form Approved
OMB No. 1110-0007

This report is authorized by law, Title 28, Section 534, U. S. Code. While you are not required to respond, your cooperation in submitting this report with the Return A will assist the FBI in compiling comprehensive, accurate figures on a timely basis.

This form deals with the nature of crime and the monetary value of property stolen and recovered. The total offenses recorded on the form should be the same as the number of actual offenses listed in Column 4 of the Return A for each crime class. Include attempted crimes on this form, but do not include unfounded offenses. If you cannot complete the report in all areas, please record as much information as is available. Tally sheets will be sent upon request.

PROPERTY BY TYPE AND VALUE

Type of Property (1)	Data Entry	Monetary Value of Property Stolen in Your Jurisdiction	
		Stolen (2)	Recovered (3)
(A) Currency, Notes, Etc.	01	\$ 177,467.00	\$ 0.00
(B) Jewelry and Precious Metals	02	206,505.00	0.00
(C) Clothing and Furs	03	71,102.00	2.00
(D) Locally Stolen Motor Vehicles	04	512,124.00	13.00
(E) Office Equipment	05	35,318.00	0.00
(F) Televisions, Radios, Stereos, Etc.	06	550,502.00	2.00
(G) Firearms	07	16,165.00	1.00
(H) Household Goods	08	43,111.00	0.00
(I) Consumable Goods	09	20,779.00	0.00
(J) Livestock	10	0.00	0.00
(K) Miscellaneous	11	494,624.00	5.00
TOTAL	00	\$ 2,127,697.00	\$ 23.00

The total of this column should agree with the Grand Total (DATA ENTRY 77) shown on page 2.

Include in this column all property recovered even though stolen in prior months. The above is an accounting for only that property stolen in your jurisdiction. This will include property recovered for you by other jurisdictions, but not property you recover for them.

JUNE 13, 2012

DATE

Clifton L Johnson

LIEUTENANT

PREPARED BY

TITLE

George H. Jones

CHIEF

CHIEF, COMMISSIONER, SHERIFF OR SUPERINTENDENT

MAY 2012

Month and Year of Report

GAAPD 0000

Agency Identifier

ATLANTA POLICE DEPARTMENT - GEORGIA

Agency and State

LAW ENFORCEMENT OFFICERS KILLED OR ASSAULTED

It is requested this report be completed and transmitted with monthly crime reports to: Director, Federal Bureau of Investigation, Uniform Crime Reports, Washington, D. C. 20535. This form should be used to report the number of your officers who were assaulted or killed in the line of duty during the month. Additional information concerning officers killed will be requested by a separate questionnaire.

OFFICERS KILLED Number of your law enforcement officers killed in the line of duty this month.	By felonious act <u> 0 </u> By accident or negligence <u> 0 </u>
--	---

Officers Assaulted (Do not include officers killed) - See other side for instructions.

Type of Activity	Total Assaults by Weapon	Type of Weapon					Type of Assignment						Police Assaults Cleared
		Firearm	Knife or Other Cutting Instrument	Other Other Dangerous Weapon	Hands, Fists, Feet, etc.	Two-Officer Vehicle	One-Officer Vehicle		Defective or Special Assign.		Other		
							Alone	As-sisted	Alone	As-sisted	Alone	As-sisted	
A	B	C	D	E	F	G	H	I	J	K	L	M	
1. Responding to "Disturbance" calls (family quarrels, man with gun, etc.)	0												
2. Burglaries in progress or pursuing burglary suspects	0												
3. Robberies in progress or pursuing robbery suspects	0												
4. Attempting other arrests	0												
5. Civil disorder (riot, mass disobedience)	0												
6. Handling, transporting, custody of prisoners	6	1			5		2	4					6
7. Investigating suspicious persons or circumstances	7	3	3		1			6	1				7
8. Ambush - no warning	1				1				1				1
9. Mentally deranged	0												
10. Traffic pursuits and stops	0												
11. All Other	1				1		1						1
12. TOTAL (1-11)	15	4	3	0	8	0	3	10	1	1	0	0	15
13. Number with personal injury	0												
14. Number without personal injury	15	4	3		8								
AM	4	3											
PM	3		4	1									

DO NOT WRITE HERE	
Recorded	Initials
Edited	
Punched	
Verified	
Adjusted	
DOJ/FBI	

12:01 2:00 4:00 6:00 8:00 10:00 12:00

MAY 2012	GAAPD 0000	<i>Clifton L Johnson</i> LIEUTENANT
Month and Year	Agency Identifier	Prepared By
ATLANTA POLICE DEPARTMENT	GEORGIA	<i>George M. Jones</i> CHIEF
Agency	State	Chief, Sheriff, Commissioner, Superintendent

MONTHLY RETURN OF ARSON OFFENSES KNOWN TO LAW ENFORCEMENT

DO-73 (2-11-82)
Form Approved
OMB No. 1110-0008

This report is authorized by law Title 28, Section 534, United States Code, and the enactment of the fiscal year 1979, Department of Justice Authorization Bill S. 3151. While you are not required to respond, your cooperation in using this form to report all incidents of arson which become known to your department during the month will assist the FBI in compiling comprehensive, accurate data on a timely basis. Instructions appear on reverse side.

1 PROPERTY CLASSIFICATION		2 Offenses Reported or Known to Police (include Unfounded and Attempts)	3 Unfounded, i.e. False or Baseless Complaints	4 Number of Actual Offenses (Column 2 Minus Column 3 (Include Attempts))	5 Total Offenses Cleared by Arrest or Exceptional Means (Include Column 6)	6 Number of Clearances Involving Only Persons Under 18 Years of Age	7 Offenses Where Structures Uninhabited Abandoned, or not Normally in Use	8 Estimated Value of Property Damage
STRUCTURAL	A. Single Occupancy Residential: Houses, Townhouses, Duplexes, etc.	10	7	3			3	\$ 106,000.
	B. Other Residential: Apartments, Tenements, Flats, Hotels, Motels, Inns, Dormitories, Boarding Houses, etc.	2		2			1	\$ 6,000.
	C. Storage: Barns, Garages, Warehouses, etc.							\$
	D. Industrial/Manufacturing							\$
	E. Other Commercial: Stores, Restaurants, Offices, etc.	1		1				\$ 10.
	F. Community/Public: Churches, Jails, Schools, Colleges, Hospitals, etc.							\$
	G. All Other Structure: Out Buildings, Monuments, Buildings Under Construction, etc.	1	1					\$
	TOTAL STRUCTURE	14	8	6			4	\$ 112,010.
MOBILE	H. Motor Vehicles: Automobiles, Trucks, Buses, Motorcycles, etc.: UCR Definition	2		2				\$ 17,000.
	I. Other Mobile Property: Trailers, Recreational Vehicles, Airplanes, Boats, etc.							\$
	TOTAL MOBILE	2		2				\$ 17,000.
J. TOTAL OTHER Crops, Timber, Fences, Signs, etc.							\$	
GRAND TOTAL	16	8	8			4	\$ 129,010.	

Agency Identifier GAAPD 0000 Month MAY 2012
 Agency ATLANTA POLICE DEPARTMENT State GEORGIA
 Prepared by *Carlton E. Johnson* LIEUTENANT
George W. ... CHIEF
 Chief, Commissioner, Sheriff, or Superintendent

DO NOT WRITE HERE	
Recorded	
Edited	
Entered	
Adjusted	
Corres.	

SSD/6-12-12

AGENCY IDENTIFIER GAAPD 0000 REPORTING PERIOD MAY 2012

AGENCY NAME ATLANTA POLICE DEPARTMENT

POLICE DISPOSITION OF JUVENILES

-Not to include neglect or traffic cases-

1. Handled within Department and released.
(Warning, released to parents, etc.)
2. Referred to juvenile court or probation department.
3. Referred to welfare agency.
4. Referred to other police agency.
5. Referred to criminal or adult court.

	103
	4
TOTAL	107

JUNE 12, 2012

DATE

Curtis Johnson LIEUTENANT
PREPARED BY TITLE

George Y. Jern CHIEF
APPROVED BY TITLE

GCIC USE ONLY

Recorded	_____
Reviewed	_____
Punched	_____
Verified	_____

RETURN TO

Georgia Crime Information Center/Uniform Crime Reporting
P. O. Box 1456
Atlanta, Georgia 30301

Return on or before the 7th of the following month.

GCIC/UCR-012 (9/74)

PAGE 1 OF 1
SUPPLEMENTARY HOMICIDE REPORT

1-704 (Rev. 4-24-95)
Form Approved
OMB No. 1110-0002

This report is authorized by law Title 28, Section 534, United States Code. While you are not required to respond, your cooperation in using this form to list data pertaining to all homicides reported on your Return A will assist the FBI in compiling comprehensive, accurate data regarding this important classification on a timely basis.

1a. Murder and Nonnegligent Manslaughter

List below specific information for all offenses shown in item 1a of the monthly Return A. In addition, list all justifiable killings of felons by a citizen or by a peace officer in the line of duty. A brief explanation in the circumstances column regarding unfounded homicide offenses will aid the national Uniform Crime Reporting Program in editing the reports.

Incident	Situation*	Victim **				Offender**				Data Code			Weapon Used (Handgun, Rifle, Shotgun, Club, Poison, etc.)	Relationship of Victim to Offender (Husband, Wife, Son, Father, Acquaintance, Neighbor, Stranger, etc.)	Circumstances (Victim shot by robber, robbery victim shot robber, killed by patron during barroom brawl, etc.)
		Age	Sex	Race	Ethnicity	Age	Sex	Race	Ethnicity	Do Not Write In These Spaces					
	A	60	M	B	N	26	M	B	N				HANDGUN - 357 CAL	ACQUAINTANCE	OTHER ARGUMENTS
	A	47	M	B	N	28	M	B	N				HANDGUN	ACQUAINTANCE	NARCOTIC DRUG LAWS
	B	33	M	B	N								HANDGUN	UNKNOWN	OTHER
	A	56	M	B	N	24	F	B	N				HANDGUN - 9 MM	ACQUAINTANCE	OTHER ARGUMENTS
	B	27	M	B	N								HANDGUN	UNKNOWN	OTHER

** - See reverse side for explanation

MAY 2012
Month and Year

ATLANTA POLICE DEPARTMENT
Agency

GAAPD 0000
Agency Identifier

GEORGIA
State

Cyler Johnson
Prepared By

LIEUTENANT
Title

George J. Jones
Chief, Sheriff, Commissioner, Superintendent

CHIEF
Title

DO NOT WRITE HERE	
Recorded	
Edited	
Punched	
Verified	
Adjusted	

SSD/6-13-12

**ATLANTA POLICE DEPARTMENT
AGE, SEX, AND RACE OF PERSONS ARRESTED
17 YEARS OF AGE AND OVER**

MONTH MAY

YEAR 2012

CLASSIFICATION OF OFFENSES	SEX	AGE OF PERSON ARRESTED															TOTAL	RACE				ETHNIC			
		17	18	19	20	21	22	23	24 29	30 34	35 39	40 44	45 49	50 54	55 59	60 64		65 UP	White	Black	Native Amer.	Asian/Pacific	Whi. Hispanic	Blck Hispanic	
Murder/Nonnegligent Manslaughter	M		2		1				4	1	1		2					11							
	F							1										1	1	11					
Manslaughter by Negligence	M																	0							
	F																	0							
Forcible Rape	M							1										1							
	F																	0		1					
Robbery	M	1	2	3	3	3	5	3	5	5	2	5	1	1		1		40							
	F		1	2						1	1					1		6	1	45					
Aggravated Assault	M	1	3	3	3	4	6	5	22	8	6	10	8	8	4	3		94							
	F			1	3	1	7	7	9	6	3	5	5	3		2		52	12	134					
Burglary- Breaking or Entering	M	6	3	2	4		1		6	8	6	5	6	3	3	1	2	56							
	F							1	1	2							4	7	53						
Larceny - Theft (except Motor Vehicle Theft)	M	7	7	10	4	11	3	4	21	14	21	13	20	27	9	3	2	176							
	F	6	6	2	1	6	2	5	22	14	6	5	14	6	2			97	46	225		2			
Motor Vehicle Theft	M	2	2	3	1	2			4	1		1						16							
	F								1	1	2							4	1	19					
Other Assaults	M	6	7	6	8	13	8	11	43	30	24	30	15	25	12		4	242							
	F	2	2	5	3	8	2	3	14	11	8	7	7	6				78	34	285		1			
Arson	M								1					1				2							
	F																	0	2						
Forgery and Counterfeiting	M	1		3	1	2		1	4	2	1		1	1				17							
	F				1		1			1				1				4	3	18					
Fraud	M		1	1					3	3	2	4	7		2		1	24							
	F				1		2		2	1	1	4			1			12	5	30		1			
Embezzlement	M					1												1							
	F					1	1			2								4	1	4					
Stolen Property, Buying, Receiving, Possessing	M			1		2	1		5	3	2	2		2				18							
	F	1					1		2	1								5	5	18					
Vandalism	M	3			3	4	1	1	9	5	7		6	4		1		44							
	F				1			1	2	2	1	2	1			1		11	9	45		1			
Weapons	M	1	1	1	1	1	2	2	6		1	1	1	1	2	1		22							
	F	1					1			2			1					5	4	23					

ATLANTA POLICE DEPARTMENT
 AGE, SEX, AND RACE OF PERSONS ARRESTED
 17 YEARS OF AGE AND OVER

MONTH MAY

YEAR 2012

CLASSIFICATION OF OFFENSES	SEX	AGE OF PERSON ARRESTED															TOTAL	RACE				ETHNIC		
		17	18	19	20	21	22	23	24 29	30 34	35 39	40 44	45 49	50 54	55 59	60 64		65 UP	White	Black	Native Amer.	Asian/Pacific	Whi. Hispanic	Blck Hispanic
Prostitution and Commercialized Vice	M					1	2		2	4	3	3	10	5		1	1	32						
	F	2	3	3	5		3	3	9	9	7	12	7	3	2	2		70	28	73		1		
Sex Offenses (except Rape and Prostitution)	M		1	2	1	3	1	4	11	7	4	8	14	17	13	7	1	94						
	F		1			1			2	1	2	2	2		1	1	1	14	21	87				
Drug Abuse Violations Grand Total	M	5	16	18	21	16	12	20	67	51	35	23	27	25	15	8	2	361						
	F	1	0	4	2	2	3	2	10	10	10	4	2	3	0	0	1	54	64	347	0	4	0	0
(1) Sale/Manufacturing Subtotal	M	0	1	4	3	3	1	2	10	8	5	3	2	2	1	3	1	49						
	F	0	0	0	0	1	0	0	2	1	1	1	2	0	0	0	0	8	8	49	0	0	0	0
Opium or Cocaine and their derivatives	M		1						2	4	1	1	1			1	11							
	F								1	1		1	1				4	4	11					
Marijuana	M			4	3	3	1	1	6	2	4	2	1	1	1	2	1	32						
	F					1			1		1		1				4	1	35					
Synthetic Narcotics	M									1							1							
	F																0	1						
Other Dangerous Non-Narcotic Drugs	M							1	2	1				1			5							
	F																0	2	3					
(2) Possession Subtotal	M	5	15	14	18	13	11	18	57	43	30	20	25	23	14	5	1	312						
	F	1	0	4	2	1	3	2	8	9	9	3	0	3	0	0	1	46	56	298	0	4	0	0
Opium or Cocaine and their derivatives	M			1	3	2	2	3	11	11	11	6	12	16	11	3	1	93						
	F			2	2			1	3	3	7	1		2			1	22	37	78				
Marijuana	M	5	15	13	15	11	9	15	45	29	14	13	12	7	3	2	208							
	F	1		2		1	3	1	5	6	2	2		1			24	12	216		4			
Synthetic Narcotics	M									2	4						6							
	F																0	3	3					
Other Dangerous Non-Narcotic Drugs	M								1	1	1	1	1				5							
	F																0	4	1					
Gambling Total	M	0	0	0	0	2	0	0	4	1	0	1	0	1	1	0	0	10						
	F	0	0	0	0	0	0	0	0	0	0	0	0	0	0	0	0	0	0	10	0	0	0	0
Bookmaking	M																0							
	F																0							
Numbers and Lottery	M																0							
	F																0							

ATLANTA POLICE DEPARTMENT
 AGE, SEX, AND RACE OF PERSONS ARRESTED
 17 YEARS OF AGE AND OVER

MONTH MAY

YEAR 2012

CLASSIFICATION OF OFFENSES	SEX	AGE OF PERSON ARRESTED															TOTAL	RACE				ETHNIC		
		17	18	19	20	21	22	23	24 29	30 34	35 39	40 44	45 49	50 54	55 59	60 64		65 UP	White	Black	Native Amer.	Asian/Pacific	Whi. Hispanic	Blck Hispanic
All Other Gambling	M					2			4	1		1		1	1			10						
	F																	0		10				
Offenses Against Family And Children	M									1		1					2							
	F	1							2	2	1	1					7	1	8					
Driving Under the Influence	M		1	1	1	3	2	5	14	17	10	7	2	5	4	6	2	80						
	F					1	1	1	7	2	3	1	1	1			18	46	51		1			
Liquor Laws	M	1	3	3	2	1	8		15	19	32	39	54	62	44	20	12	315						
	F	1	2	5	1	1			1	2	4	10	7	3	4	2	43	53	305					
Drunkenness	M			1	1	2	1		7	3	7	7	13	15	10	1	2	70						
	F			1				1	1	1		3	2	2	3		14	20	64					
Disorderly Conduct	M	2	3	5	8	6	7	6	33	17	11	26	19	20	14	10	5	192						
	F	4	4	7	2	1		1	8	8	9	6	6	2	3		61	30	223					
Vagrancy	M								1	1			4	6	4	1	17							
	F											2	1				3	5	14	1				
All Other Offenses (except Traffic)	M	11	2	10	6	7	13	8	44	49	40	43	67	49	28	10	7	394						
	F	1		1	1	2	1	1	12	8	9	11	12	12	3	3		77	48	421		2		
Suspicion	M																	0						
	F																	0						
TOTAL		67	73	104	90	107	99	97	437	335	283	304	346	320	184	86	43	2975	447	2514	1	13	0	0

MAY 2012

Month and Year of Report

GAAPD 0000

Agency Identifier

JUNE 13, 2012

Date

C. Johnson
 Prepared By

LIEUTENANT

Title

George J. ...
 Chief, Commissioner, Sheriff, or Superintendent

CHIEF

ATLANTA POLICE DEPARTMENT - GEORGIA

Agency and State

**ATLANTA POLICE DEPARTMENT
AGE, SEX, AND RACE OF PERSONS ARRESTED
16 YEARS OF AGE AND UNDER**

MONTH MAY

YEAR 2012

CLASSIFICATION OF OFFENSES	SEX	AGE						RACE				ETHNIC	
		0 9	10 12	13 14	15	16	TOTAL	White	Black	Native Amer.	Asian/Pacific	Whi. Hispanic	Blck Hispanic
Murder/Nonnegligent Manslaughter	01a M						0						
	F						0						
Manslaughter by Negligence	01b M						0						
	F						0						
Forcible Rape	02 M						0						
	F						0						
Robbery	03 M		2	3	3	1	9						
	F						0		9				
Aggravated Assault	04 M		3	2	2		7						
	F				1		1		8				
Burglary- Breaking or Entering	05 M		2	6	2	1	11						
	F		1				1		12				
Larceny - Theft (except Motor Vehicle Theft)	06 M	1		5	5	4	15						
	F		1	2	2	3	8	1	22				
Motor Vehicle Theft	07 M			6	2	1	9						
	F						0		9				
Other Assaults	08 M			9	2	3	14						
	F		1	1	1		3		17				
Arson	09 M						0						
	F						0						
Forgery and Counterfeiting	10 M						0						
	F						0						
Fraud	11 M						0						
	F						0						
Embezzlement	12 M						0						
	F						0						
Stolen Property, Buying, Receiving, Possessing	13 M				1		1						
	F						0		1				
Vandalism	14 M		2			2	4						
	F						0		4				
Weapons	15 M						0						
	F						0						
Prostitution and Commercialized Vice	16 M						0						
	F					1	1		1				

ATLANTA POLICE DEPARTMENT
AGE, SEX, AND RACE OF PERSONS ARRESTED
16 YEARS OF AGE AND UNDER

CLASSIFICATION OF OFFENSES	SEX	AGE						RACE				ETHNIC	
		0 9	10 12	13 14	15	16	TOTAL	White	Black	Native Amer.	Asian/Pacific	Whi. Hispanic	Blck Hispanic
Sex Offenses (except Rape and Prostitution) 17	M						0						
	F						0						
Drug Abuse Violations Grand Total 18	M	0	0	1	0	2	3						
	F	0	1	0	0	0	1	0	4	0	0	0	0
(1) Sale/Manufacturing Subtotal 180	M	0	0	1	0	0	1						
	F	0	1	0	0	0	1	0	2	0	0	0	0
Opium or Cocaine and their Derivatives a	M						0						
	F						0						
Marijuana b	M			1			1						
	F		1				1		2				
Synthetic Narcotics c	M						0						
	F						0						
Other Dangerous Non-Narcotic Drugs d	M						0						
	F						0						
(2) Possession Subtotal 185	M	0	0	0	0	2	2						
	F	0	0	0	0	0	0	0	2	0	0	0	0
Opium or Cocaine and their Derivatives e	M						0						
	F						0						
Marijuana f	M					2	2						
	F						0		2				
Synthetic Narcotics g	M						0						
	F						0						
Other Dangerous Non-Narcotic Drugs h	M						0						
	F						0						
Gambling Total 19	M	0	0	0	0	0	0						
	F	0	0	0	0	0	0	0	0	0	0	0	0
Bookmaking a	M						0						
	F						0						
Numbers and Lottery b	M						0						
	F						0						
All Other Gambling c	M						0						
	F						0						
Offenses Against Family and Children 20	M						0						
	F						0						

ATLANTA POLICE DEPARTMENT
 AGE, SEX, AND RACE OF PERSONS ARRESTED
 16 YEARS OF AGE AND UNDER

MONTH MAY

YEAR 2012

CLASSIFICATION OF OFFENSES	SEX	AGE						RACE				ETHNIC		
		09	1012	1314	15	16	TOTAL	White	Black	Native Amer.	Asian/Pacific	Whi. Hispanic	Blck Hispanic	
Driving Under the Influence 21	M						0							
	F						0							
Liquor Laws 22	M	1					1							
	F						0		1					
Drunkenness 23	M	1					1							
	F						0		1					
Disorderly Conduct 24	M	1		4			5							
	F					2	2	1	6					
Vagrancy 25	M						0							
	F						0							
All Other Offenses (except Traffic) 26	M			1	2	3	6							
	F				1		1		7					
Suspicion 27	M						0							
	F						0							
Curfew and Loitering 28	M					2	2							
	F						0		2					
Run-Aways 29	M						0							
	F					1	1		1					
Total			4	13	40	24	26	107	2	105	0	0	0	0

MAY 2012
 Month and Year of Report

GAAPD 0000
 Agency Identifier

JUNE 13, 2012
 Date

Cyler J. Shuman LIEUTENANT
 Prepared By

ATLANTA POLICE DEPARTMENT - GEORGIA
 Agency and State

George N. Jones CHIEF
 Chief, Commissioner, Sheriff, or Superintendent

UNIFORM CRIME REPORTING

**LAW ENFORCEMENT
OPERATIONS
&
MANAGEMENT**

CRIME AREA COMPARISON

**SUPPORT SERVICES DIVISION
Information Services Section**

**MAY 2012
MAY 2011**

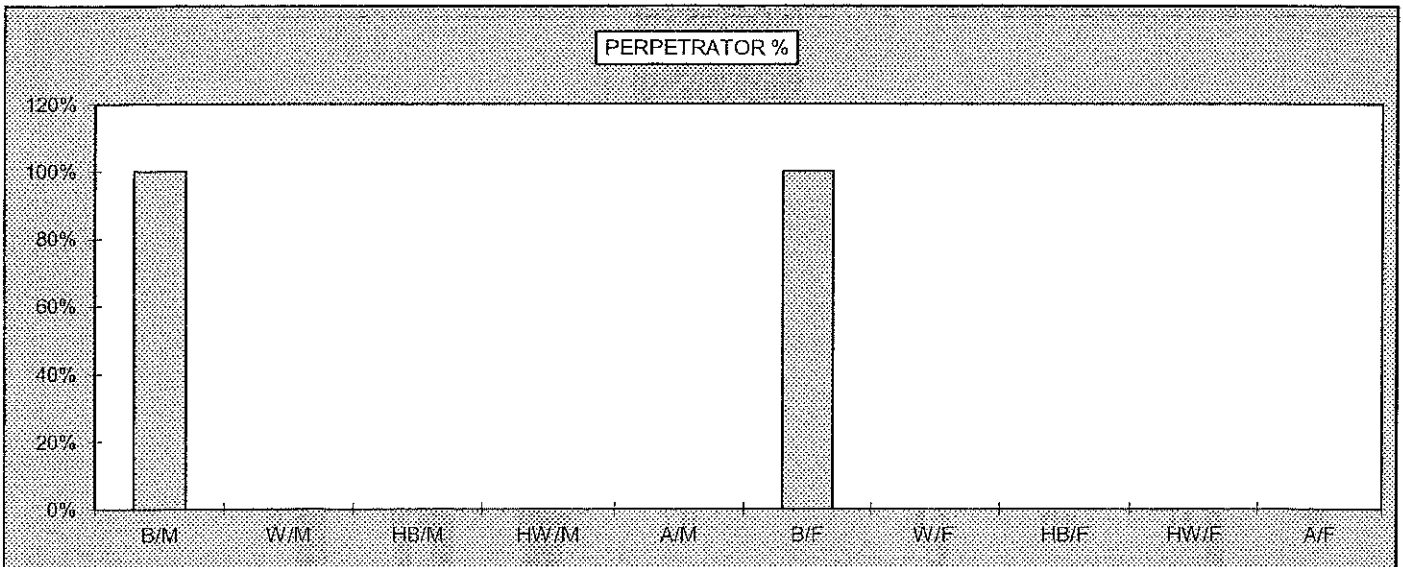
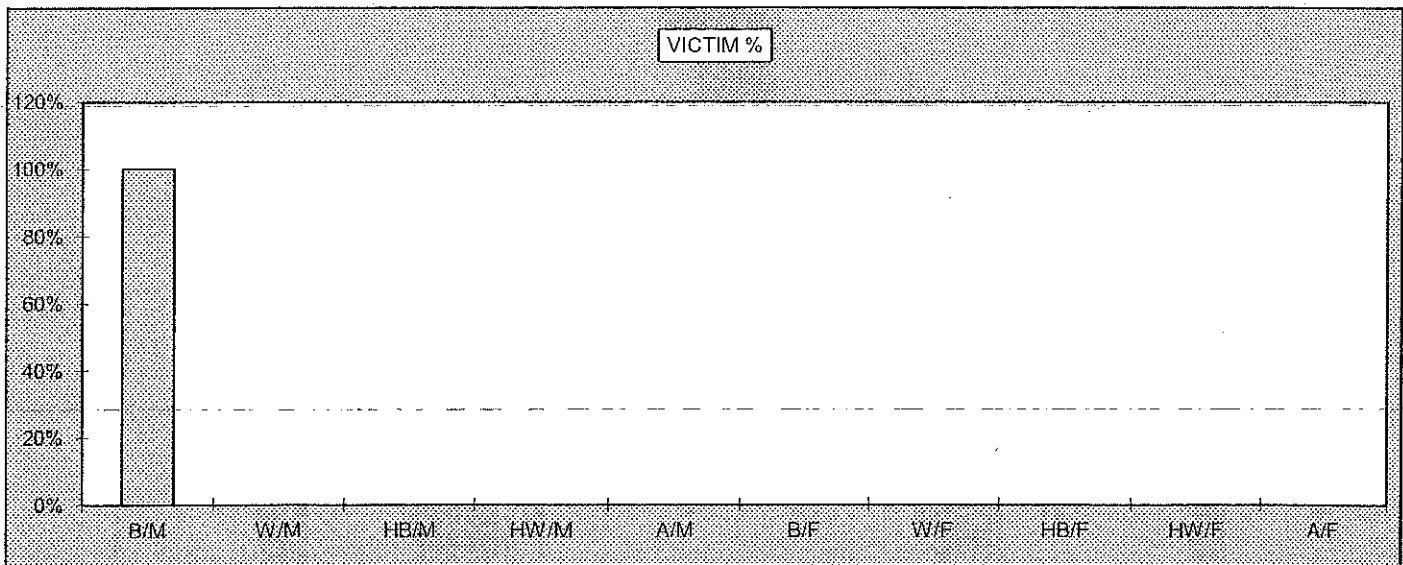
**2012
MAY HOMICIDE COMPARISON
BY RACE, SEX, AND ETHNIC ORIGIN**

	VICTIM	PERPETRATOR
B/M	5	2
W/M	0	0
HB/M	0	0
HW/M	0	0
A/M	0	0
TOTAL MALES	5	2
B/F	0	1
W/F	0	0
HB/F	0	0
HW/F	0	0
A/F	0	0
TOTAL FEMALES	0	1
TOTAL	5	3

	VICTIM %	PERPETRATOR %
B/M	100%	100%
W/M	0%	0%
HB/M	0%	0%
HW/M	0%	0%
A/M	0%	0%

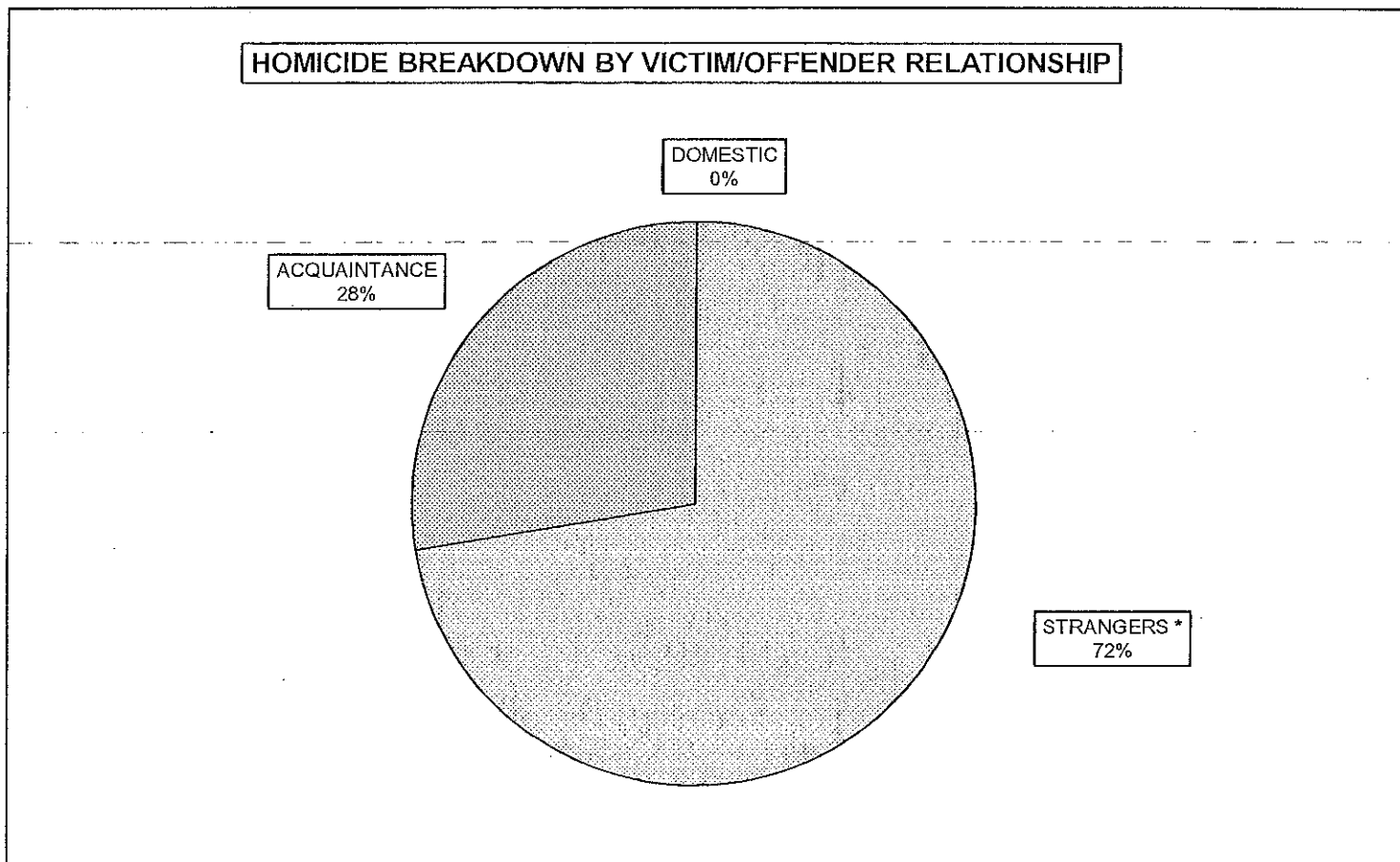
B/F	0%	100%
W/F	0%	0%
HB/F	0%	0%
HW/F	0%	0%
A/F	0%	0%

PERPETRATOR UNKNOWN FOR 2 HOMICIDES



**2012
HOMICIDE BREAKDOWN
YEAR TO DATE**

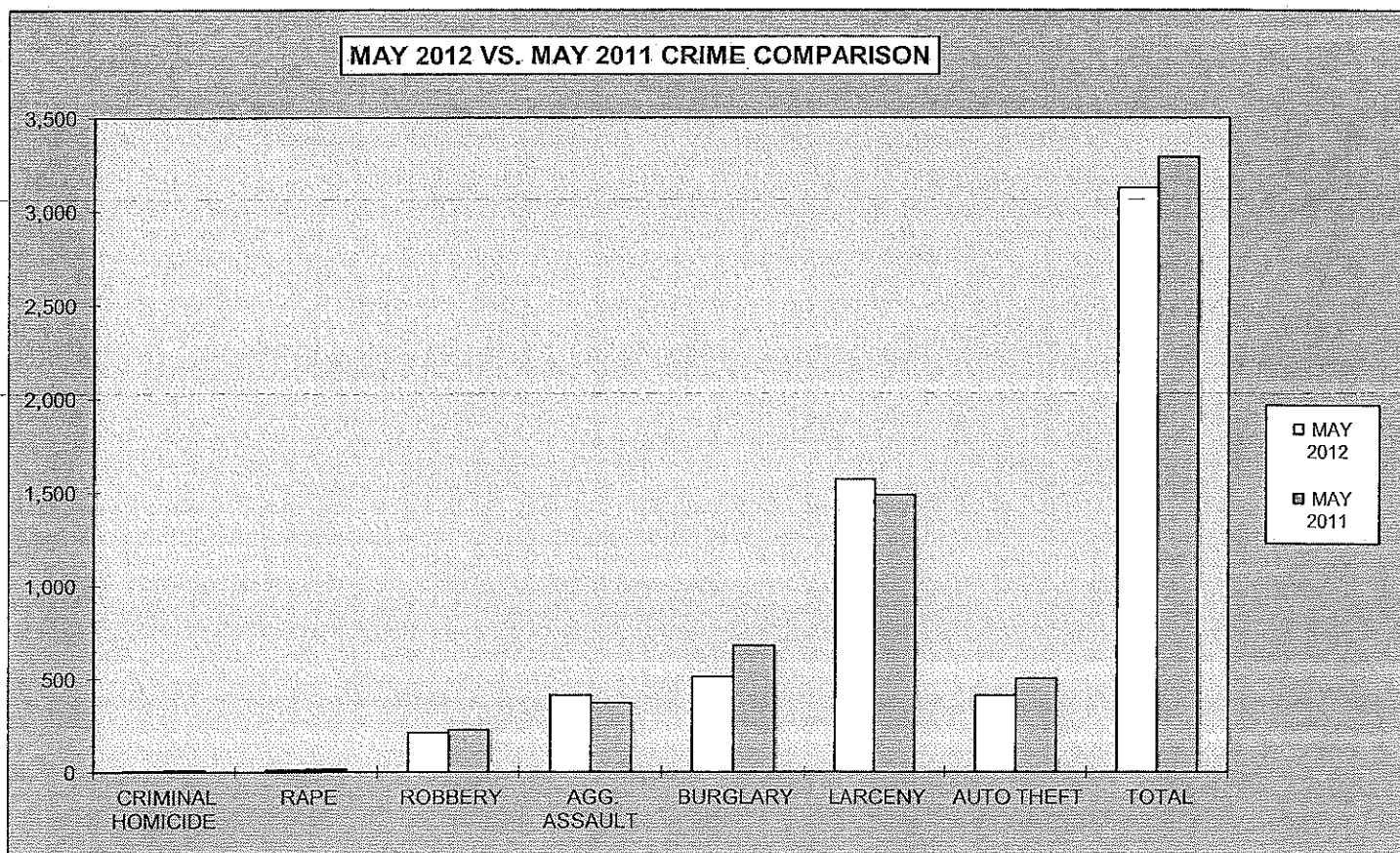
MAY							
MONTH	ACTUAL	DOMESTIC	%	STRANGERS *	%	ACQUAINTANCE	%
JANUARY	4	0	0%	3	75%	1	25%
FEBRUARY	5	0	0%	4	80%	1	20%
MARCH	10	0	0%	7	70%	3	30%
APRIL	5	0	0%	5	100%	0	0%
MAY	5	0	0%	2	40%	3	60%
JUNE							
JULY							
AUGUST							
SEPTEMBER							
OCTOBER							
NOVEMBER							
DECEMBER							
TOTAL	29	0	0%	21	72%	8	28%



* UNKNOWN INCLUDED IN WITH STRANGERS

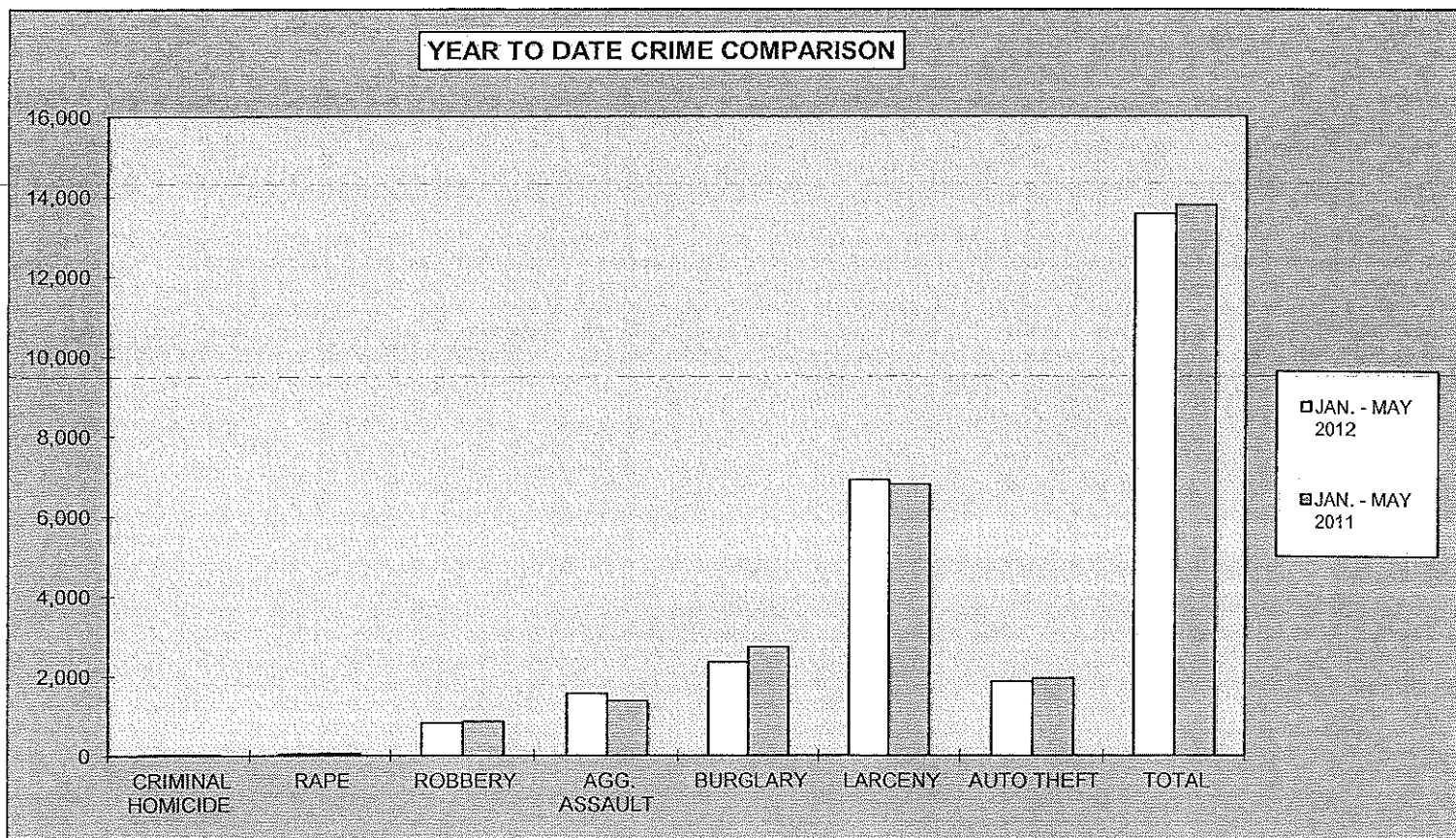
2012
MONTHLY CRIME COMPARISON

CRIME	MAY 2012	MAY 2011	# DIFFERENCE	% DIFFERENCE
CRIMINAL HOMICIDE	5	8	-3	-38%
RAPE	10	15	-5	-33%
ROBBERY	210	228	-18	-8%
AGG. ASSAULT	411	370	41	11%
BURGLARY	510	678	-168	-25%
RESIDENCE	403	593	-190	-32%
NON-RESIDENCE	107	85	22	26%
LARCENY	1,569	1,487	82	6%
POCKETPICKING	5	4	1	25%
PURSE SNATCHING	55	36	19	53%
SHOPLIFTING	240	219	21	10%
FROM MOTOR VEHICLES	626	612	14	2%
MOTOR VEH. PARTS/ACCESSORIES	129	119	10	8%
BICYCLES	11	14	-3	-21%
FROM BUILDINGS	187	168	19	11%
FROM COIN OPERATED MACHINES	1	1	0	0%
ALL OTHER	315	314	1	0%
AUTO THEFT	411	502	-91	-18%
TOTAL	3,126	3,288	-162	-5%



2012
YEAR TO DATE CRIME COMPARISON

FIRST 5 MONTHS				
CRIME	JAN - MAY 2012	JAN - MAY 2011	# DIFFERENCE	% DIFFERENCE
CRIMINAL HOMICIDE	29	28	1	4%
RAPE	50	64	-14	-22%
ROBBERY	820	860	-40	-5%
AGG. ASSAULT	1,552	1,375	177	13%
BURGLARY	2,336	2,721	-385	-14%
RESIDENCE	2,005	2,346	-341	-15%
NON-RESIDENCE	331	375	-44	-12%
LARCENY	6,910	6,802	108	2%
POCKETPICKING	37	27	10	37%
PURSE SNATCHING	172	126	46	37%
SHOPLIFTING	1,110	1,082	28	3%
FROM MOTOR VEHICLES	2,753	2,860	-107	-4%
MOTOR VEH. PARTS/ACCESSORIES	710	676	34	5%
BICYCLES	61	75	-14	-19%
FROM BUILDINGS	732	787	-55	-7%
FROM COIN OPERATED MACHINES	5	3	2	67%
ALL OTHER	1,330	1,166	164	14%
AUTO THEFT	1,865	1,941	-76	-4%
TOTAL	13,562	13,791	-229	-2%

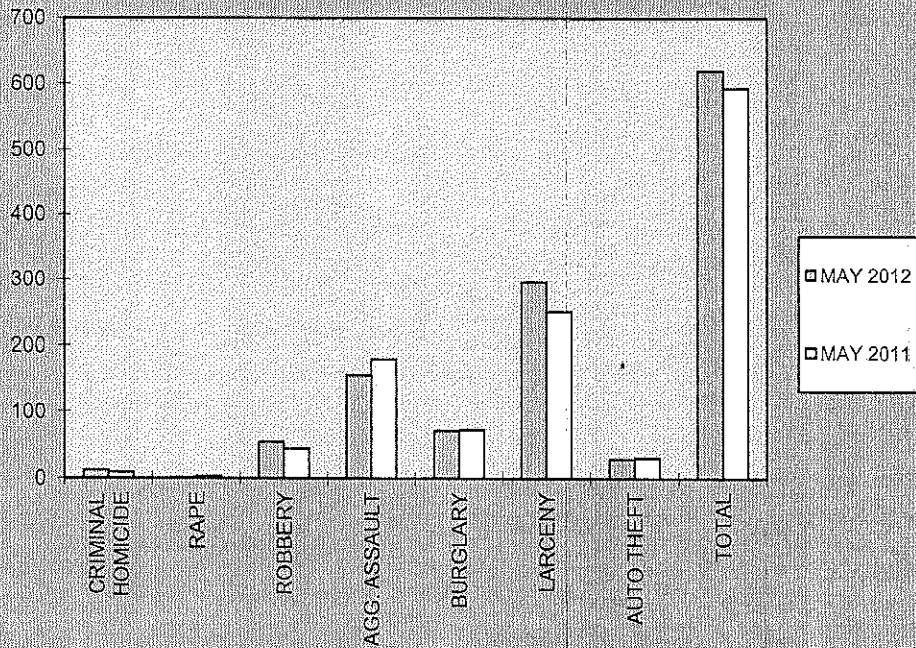


2012 ARREST COMPARISON

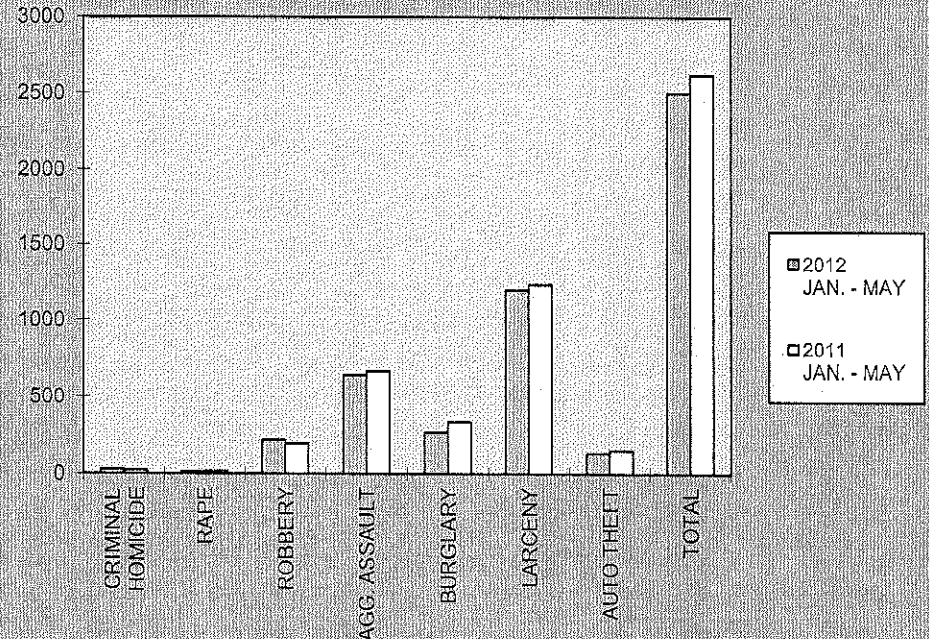
MAY ARREST COMPARISON				
CRIME	MAY 2012	MAY 2011	# DIFFERENCE	% DIFFERENCE
CRIMINAL HOMICIDE	12	9	3	33%
RAPE	1	3	-2	-67%
ROBBERY	55	45	10	22%
AGG. ASSAULT	154	180	-26	-14%
BURGLARY	72	73	-1	-1%
LARCENY	296	252	44	17%
AUTO THEFT	29	31	-2	-6%
TOTAL	619	593	26	4%

FIRST 5 MONTHS ARREST COMPARISON				
CRIME	2012 JAN. - MAY	2011 JAN. - MAY	# DIFFERENCE	% DIFFERENCE
CRIMINAL HOMICIDE	28	25	3	12%
RAPE	14	17	-3	-18%
ROBBERY	219	196	23	12%
AGG. ASSAULT	638	662	-24	-4%
BURGLARY	270	336	-66	-20%
LARCENY	1,198	1,232	-34	-3%
AUTO THEFT	134	152	-18	-12%
TOTAL	2,501	2,620	-119	-5%

MAY 2012 VS. MAY 2011 ARREST COMPARISON



YEAR TO DATE ARREST COMPARISON 2012 VS. 2011

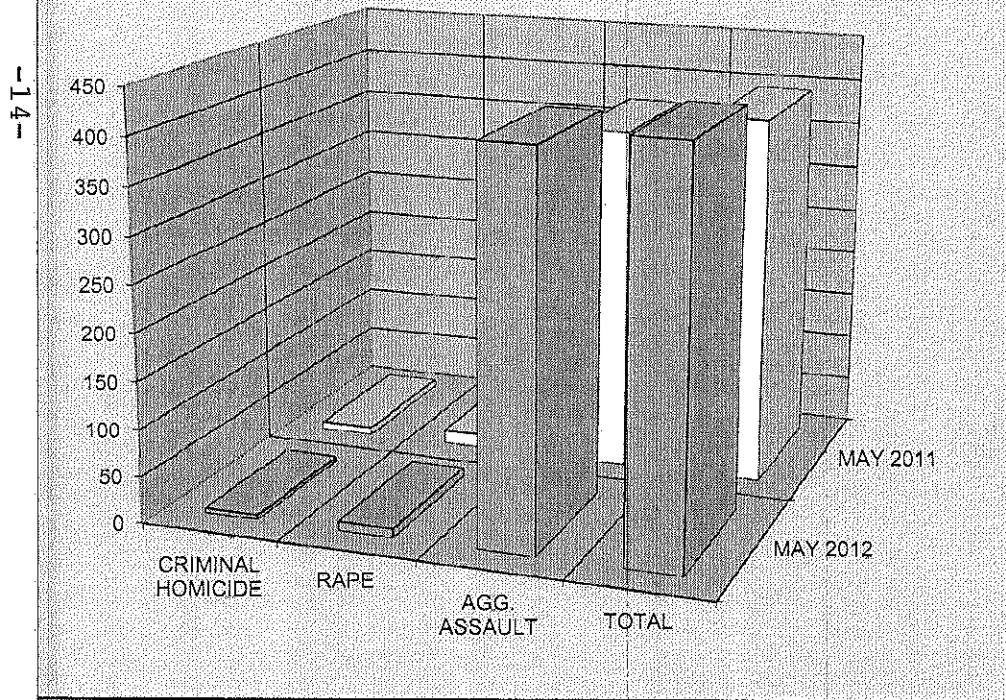


**2012
CRIME COMPARISON
CRIMES AGAINST PERSONS**

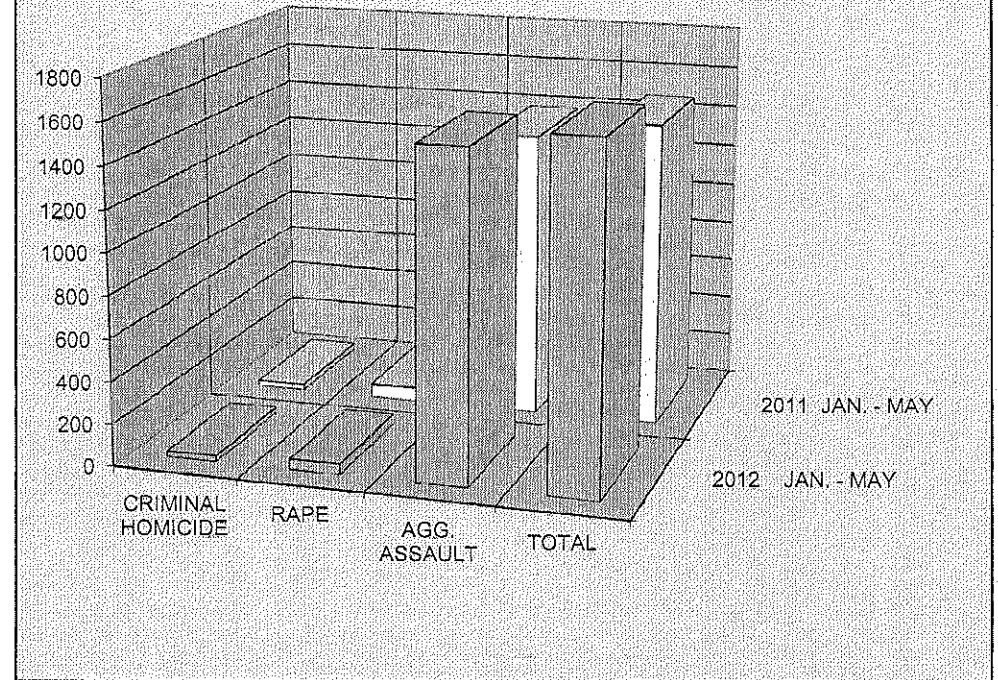
MAY				
CRIME	MAY 2012	MAY 2011	# DIFFERENCE	% DIFFERENCE
CRIMINAL HOMICIDE	5	8	-3	-38%
RAPE	10	15	-5	-33%
AGG. ASSAULT	411	370	41	11%
TOTAL	426	393	33	8%

FIRST 5 MONTHS				
CRIME	2012 JAN. - MAY	2011 JAN. - MAY	# DIFFERENCE	% DIFFERENCE
CRIMINAL HOMICIDE	29	28	1	4%
RAPE	50	64	-14	-22%
AGG. ASSAULT	1,552	1,375	177	13%
TOTAL	1,631	1,467	164	11%

MAY CRIMES AGAINST PERSONS



YEAR TO DATE CRIMES AGAINST PERSONS



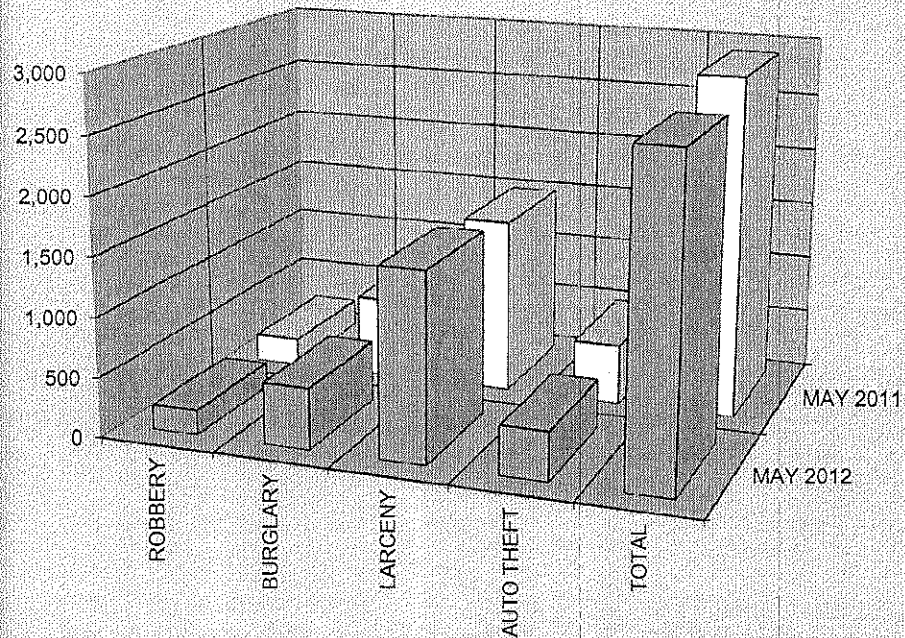
**2012
CRIME COMPARISON
CRIMES AGAINST PROPERTY**

MAY				
CRIME	MAY 2012	MAY 2011	# DIFFERENCE	% DIFFERENCE
ROBBERY	210	228	-18	-8%
BURGLARY	510	678	-168	-25%
LARCENY	1,569	1,487	82	6%
AUTO THEFT	411	502	-91	-18%
TOTAL	2,700	2,895	-195	-7%

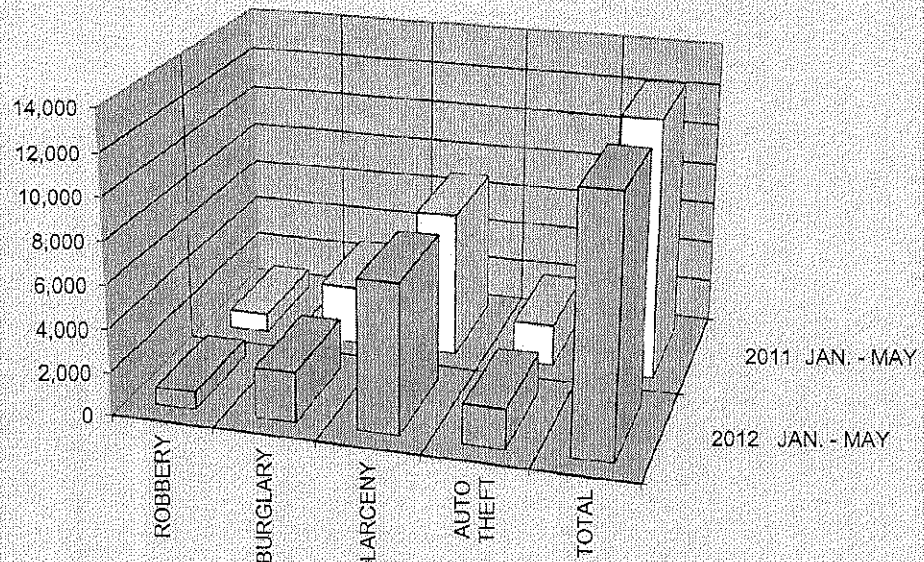
FIRST 5 MONTHS				
CRIME	2012 JAN. - MAY	2011 JAN. - MAY	# DIFFERENCE	% DIFFERENCE
ROBBERY	820	860	-40	-5%
BURGLARY	2,336	2,721	-385	-14%
LARCENY	6,910	6,802	108	2%
AUTO THEFT	1,865	1,941	-76	-4%
TOTAL	11,931	12,324	-393	-3%

MAY CRIMES AGAINST PROPERTY

-15-



YEAR TO DATE CRIMES AGAINST PROPERTY

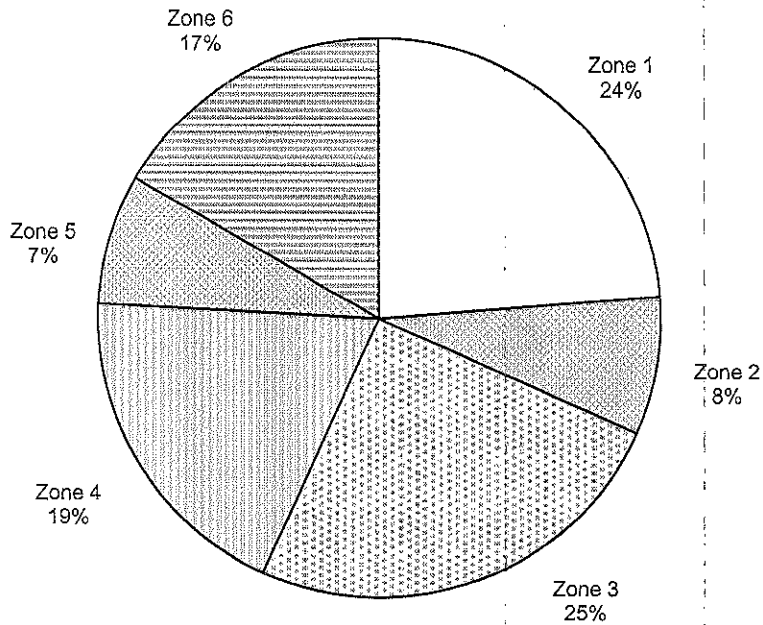


**2012
AREA BREAKDOWN
CRIMES AGAINST PERSONS AND PROPERTY**

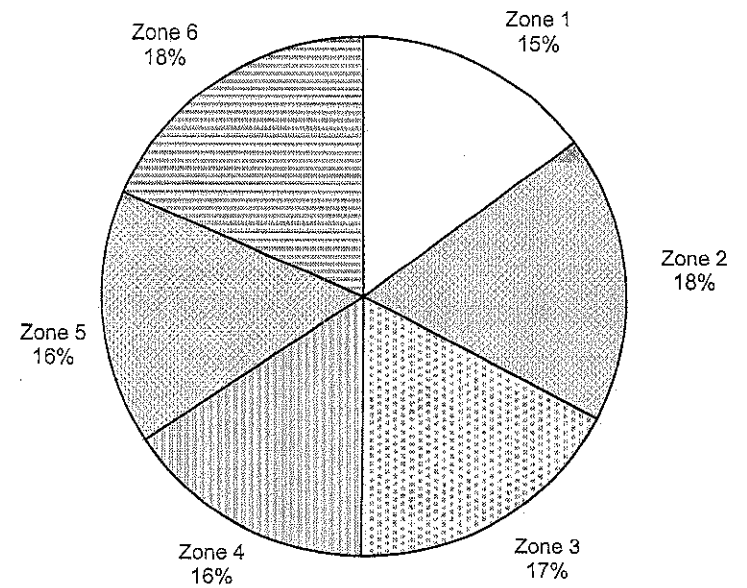
MAY 2012 CRIMES AGAINST PERSONS BY ZONE						
CRIME	Zone 1	Zone 2	Zone 3	Zone 4	Zone 5	Zone 6
CRIMINAL HOMICIDE	3	0	2	0	0	0
RAPE	1	0	2	3	1	3
AGG. ASSAULT	97	34	103	78	31	68
TOTAL CRIMES AGAINST PERSONS	101	34	107	81	32	71

MAY 2012 CRIMES AGAINST PROPERTY BY ZONE						
CRIME	Zone 1	Zone 2	Zone 3	Zone 4	Zone 5	Zone 6
ROBBERY	46	29	37	43	28	27
BURGLARY	126	75	128	105	18	58
LARCENY	170	336	196	205	336	326
AUTO THEFT	59	42	111	66	46	87
TOTAL CRIMES AGAINST PROPERTY	401	482	472	419	428	498

MAY 2012 CRIMES AGAINST PERSONS



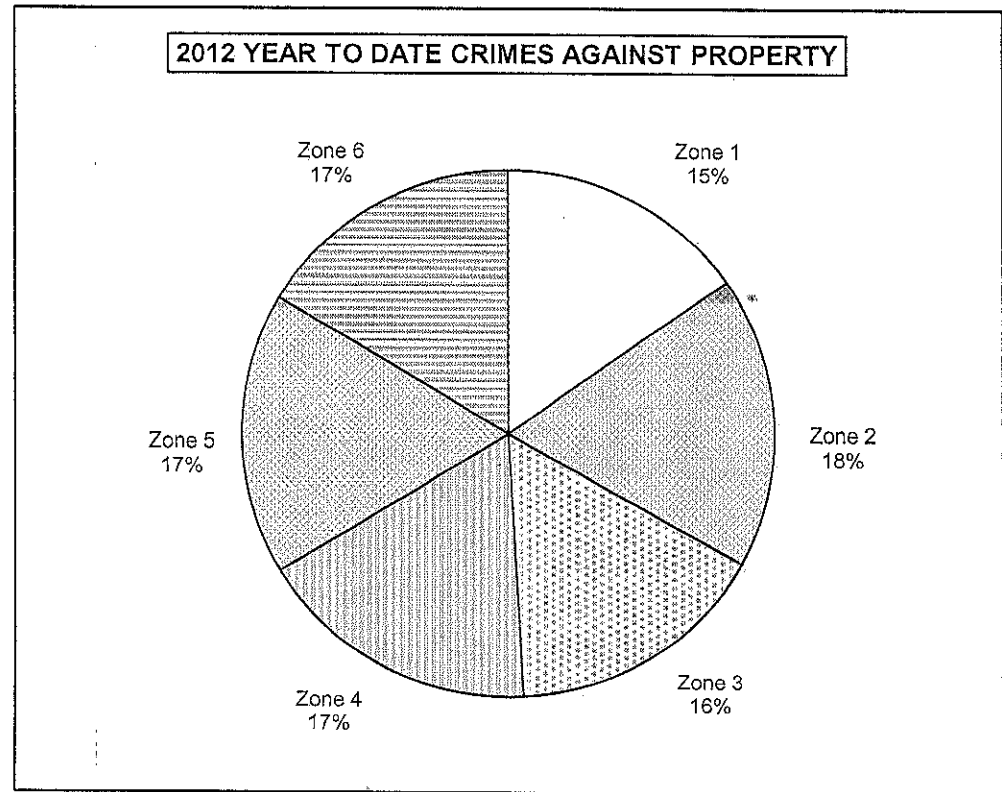
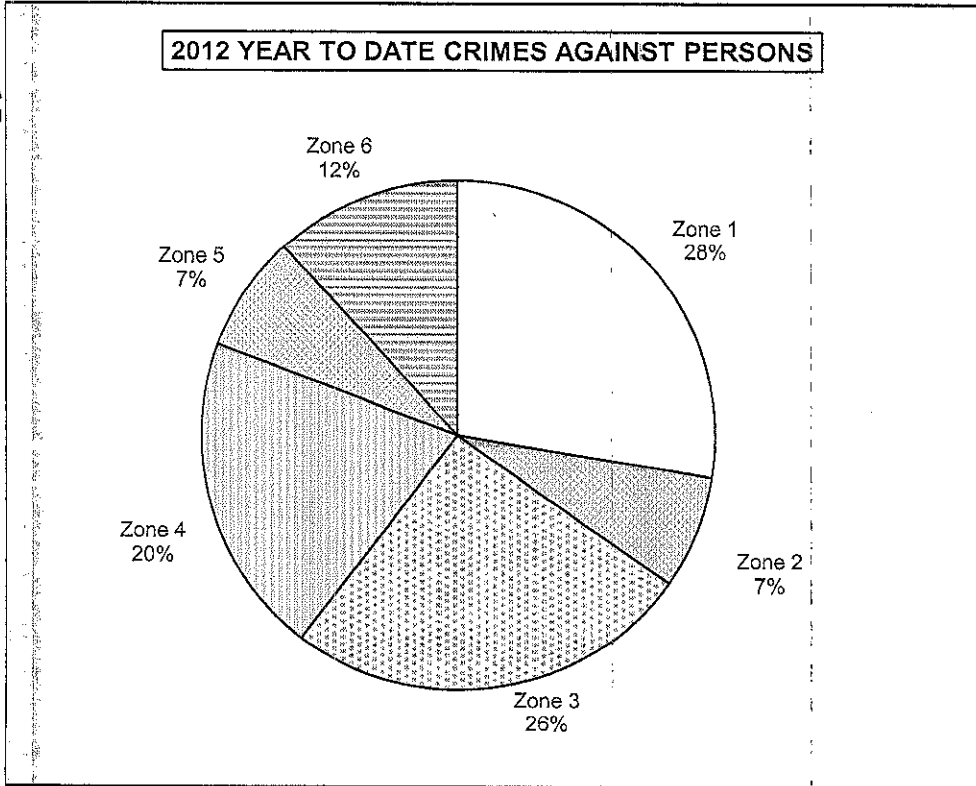
MAY 2012 CRIMES AGAINST PROPERTY



**2012
YEAR TO DATE AREA BREAKDOWN
CRIMES AGAINST PERSONS AND PROPERTY**

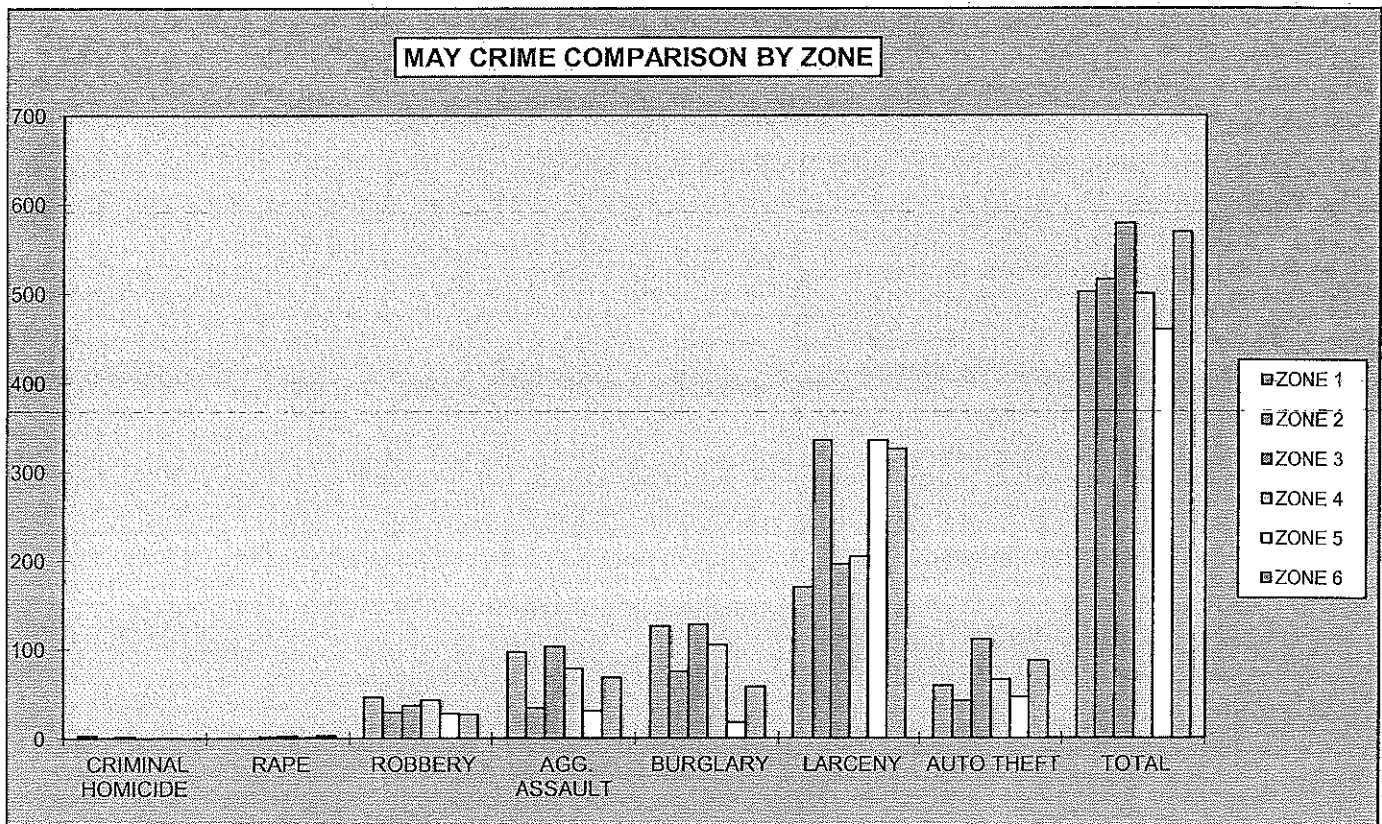
FIRST 5 MONTHS 2012 CRIMES AGAINST PERSONS BY ZONE						
CRIME	Zone 1	Zone 2	Zone 3	Zone 4	Zone 5	Zone 6
CRIMINAL HOMICIDE	12	0	9	6	0	2
RAPE	13	5	9	13	1	9
AGG. ASSAULT	425	111	403	310	120	183
TOTAL CRIMES AGAINST PERSONS	450	116	421	329	121	194

FIRST 5 MONTHS 2012 CRIMES AGAINST PROPERTY BY ZONE						
CRIME	Zone 1	Zone 2	Zone 3	Zone 4	Zone 5	Zone 6
ROBBERY	174	68	173	170	122	113
BURGLARY	530	295	596	589	79	247
LARCENY	772	1,547	735	936	1,632	1,288
AUTO THEFT	352	202	415	368	206	322
TOTAL CRIMES AGAINST PROPERTY	1,828	2,112	1,919	2,063	2,039	1,970



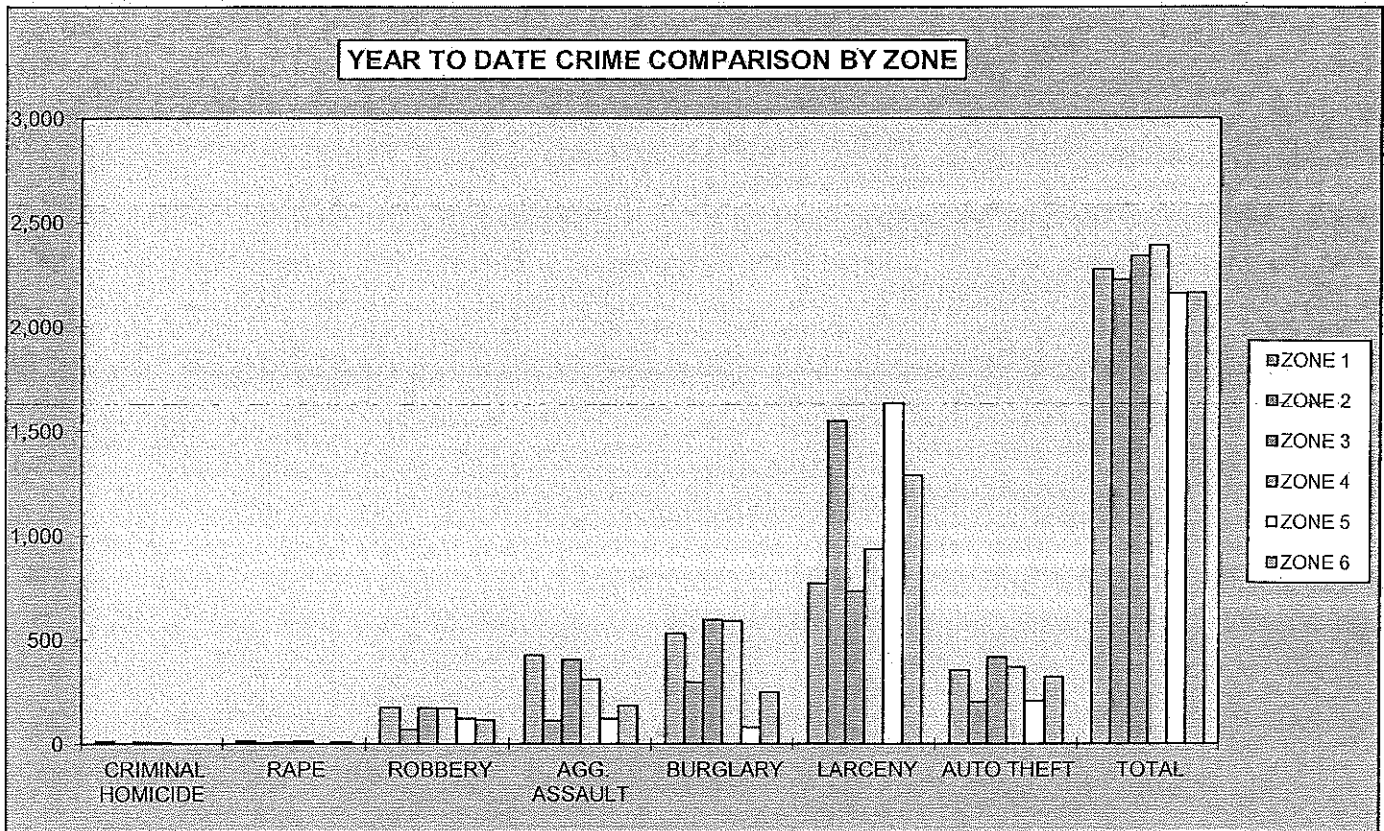
**2012
AREA BREAKDOWN**

MAY CRIME COMPARISON BY ZONE						
CRIME	ZONE 1	ZONE 2	ZONE 3	ZONE 4	ZONE 5	ZONE 6
CRIMINAL HOMICIDE	3	0	2	0	0	0
RAPE	1	0	2	3	1	3
ROBBERY	46	29	37	43	28	27
AGG. ASSAULT	97	34	103	78	31	68
BURGLARY	126	75	128	105	18	58
RESIDENCE	104	57	104	92	8	38
NON-RESIDENCE	22	18	24	13	10	20
LARCENY	170	336	196	205	336	326
POCKETPICKING	1	2	0	0	2	0
PURSE SNATCHING	4	7	7	6	11	20
SHOPLIFTING	13	67	20	38	38	64
FROM MOTOR VEHICLES	54	154	61	53	161	143
MOTOR VEH. PARTS/ACCESSORIES	21	24	18	23	15	28
BICYCLES	2	2	1	3	1	2
FROM BUILDINGS	16	40	27	25	55	24
FROM COIN OPERATED MACHINES	0	0	0	0	1	0
ALL OTHER	59	40	62	57	52	45
AUTO THEFT	59	42	111	66	46	87
TOTAL	502	516	579	500	460	569



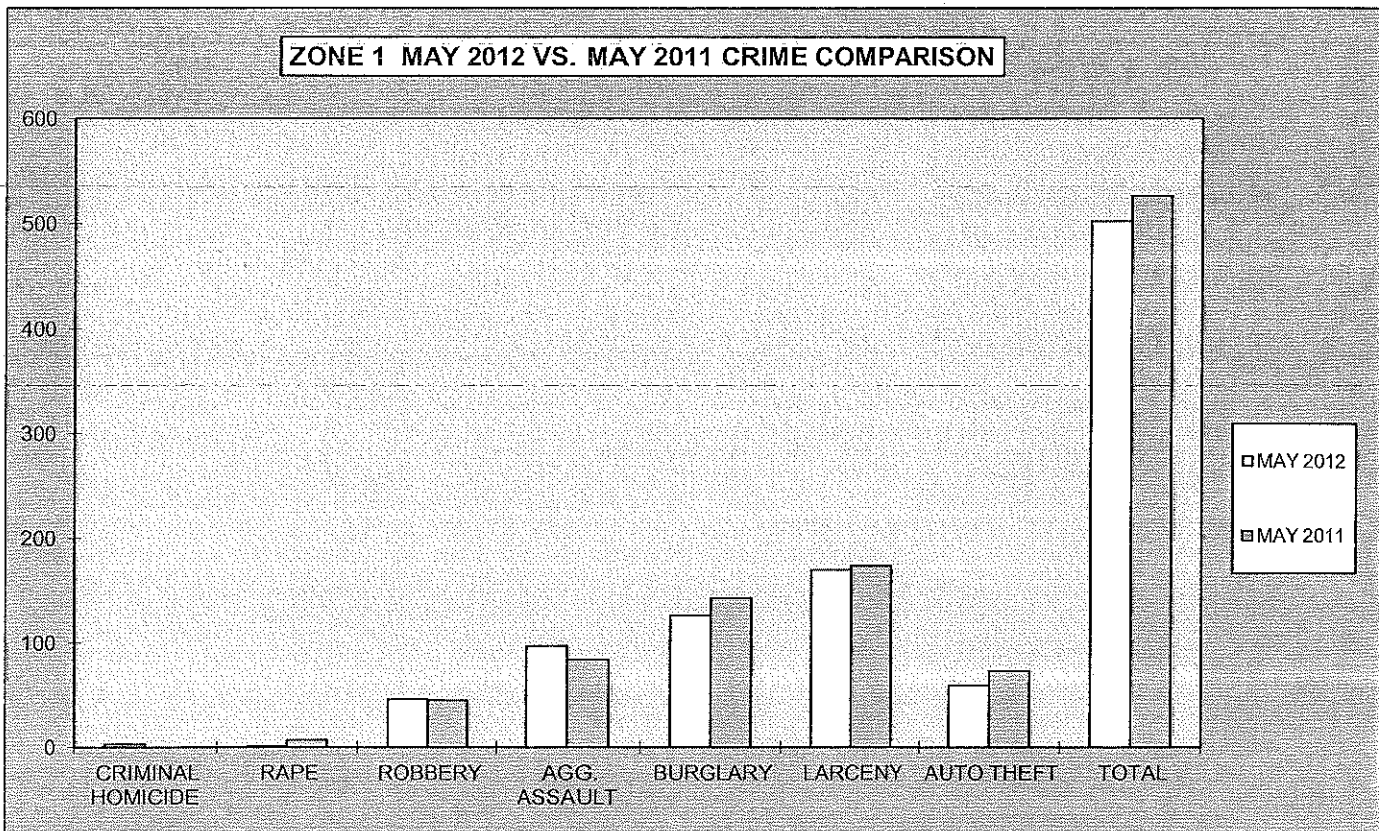
**2012
YEAR TO DATE AREA BREAKDOWN**

FIRST 5 MONTHS CRIME COMPARISON BY ZONE						
CRIME	ZONE 1	ZONE 2	ZONE 3	ZONE 4	ZONE 5	ZONE 6
CRIMINAL HOMICIDE	12	0	9	6	0	2
RAPE	13	5	9	13	1	9
ROBBERY	174	68	173	170	122	113
AGG. ASSAULT	425	111	403	310	120	183
BURGLARY	530	295	596	589	79	247
RESIDENCE	473	229	525	546	34	198
NON-RESIDENCE	57	66	71	43	45	49
LARCENY	772	1,547	735	936	1,632	1,288
POCKETPICKING	1	15	4	4	11	2
PURSE SNATCHING	20	28	25	22	34	43
SHOPLIFTING	63	342	93	203	176	233
FROM MOTOR VEHICLES	229	657	206	214	817	630
MOTOR VEH. PARTS/ACCESSORIES	106	140	81	80	191	112
BICYCLES	5	9	4	9	15	19
FROM BUILDINGS	92	146	90	103	217	84
FROM COIN OPERATED MACHINES	0	0	0	3	2	0
ALL OTHER	256	210	232	298	169	165
AUTO THEFT	352	202	415	368	206	322
TOTAL	2,278	2,228	2,340	2,392	2,160	2,164



2012
MONTHLY CRIME COMPARISON

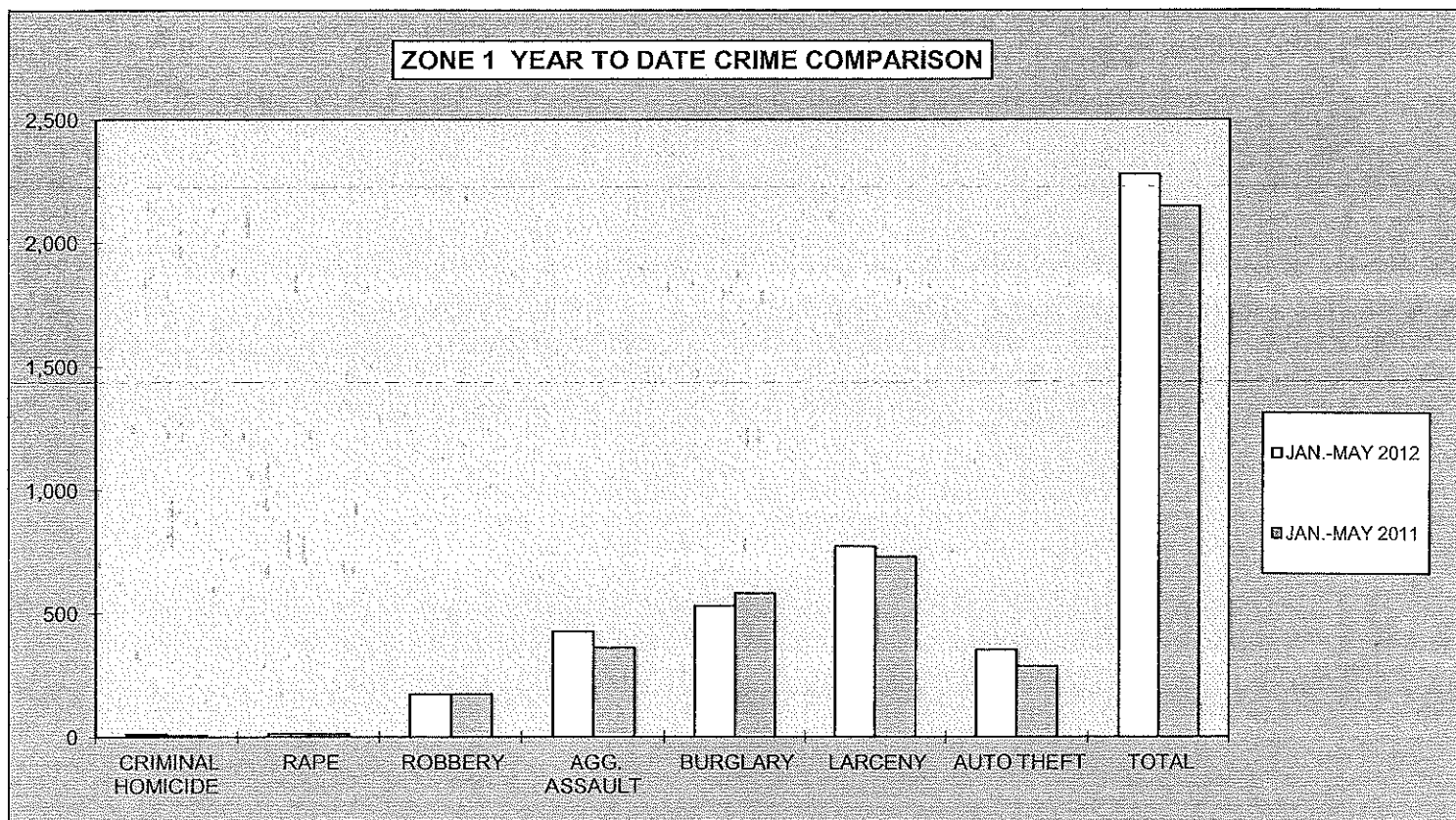
ZONE 1				
CRIME	MAY 2012	MAY 2011	# DIFFERENCE	% DIFFERENCE
CRIMINAL HOMICIDE	3	0	3	100%
RAPE	1	7	-6	-86%
ROBBERY	46	45	1	2%
AGG. ASSAULT	97	84	13	15%
BURGLARY	126	143	-17	-12%
RESIDENCE	104	132	-28	-21%
NON-RESIDENCE	22	11	11	100%
LARCENY	170	174	-4	-2%
POCKETPICKING	1	0	1	100%
PURSE SNATCHING	4	3	1	33%
SHOPLIFTING	13	13	0	0%
FROM MOTOR VEHICLES	54	58	-4	-7%
MOTOR VEH. PARTS/ACCESSORIES	21	21	0	0%
BICYCLES	2	0	2	100%
FROM BUILDINGS	16	28	-12	-43%
FROM COIN OPERATED MACHINES	0	0	0	0%
ALL OTHER	59	51	8	16%
AUTO THEFT	59	73	-14	-19%
TOTAL	502	526	-24	-5%



* 2011 FIGURES BASED ON OLD ZONE BOUNDARIES - NEW ZONE BOUNDARIES EFFECTIVE 12-13-11

**2012
YEAR TO DATE CRIME COMPARISON**

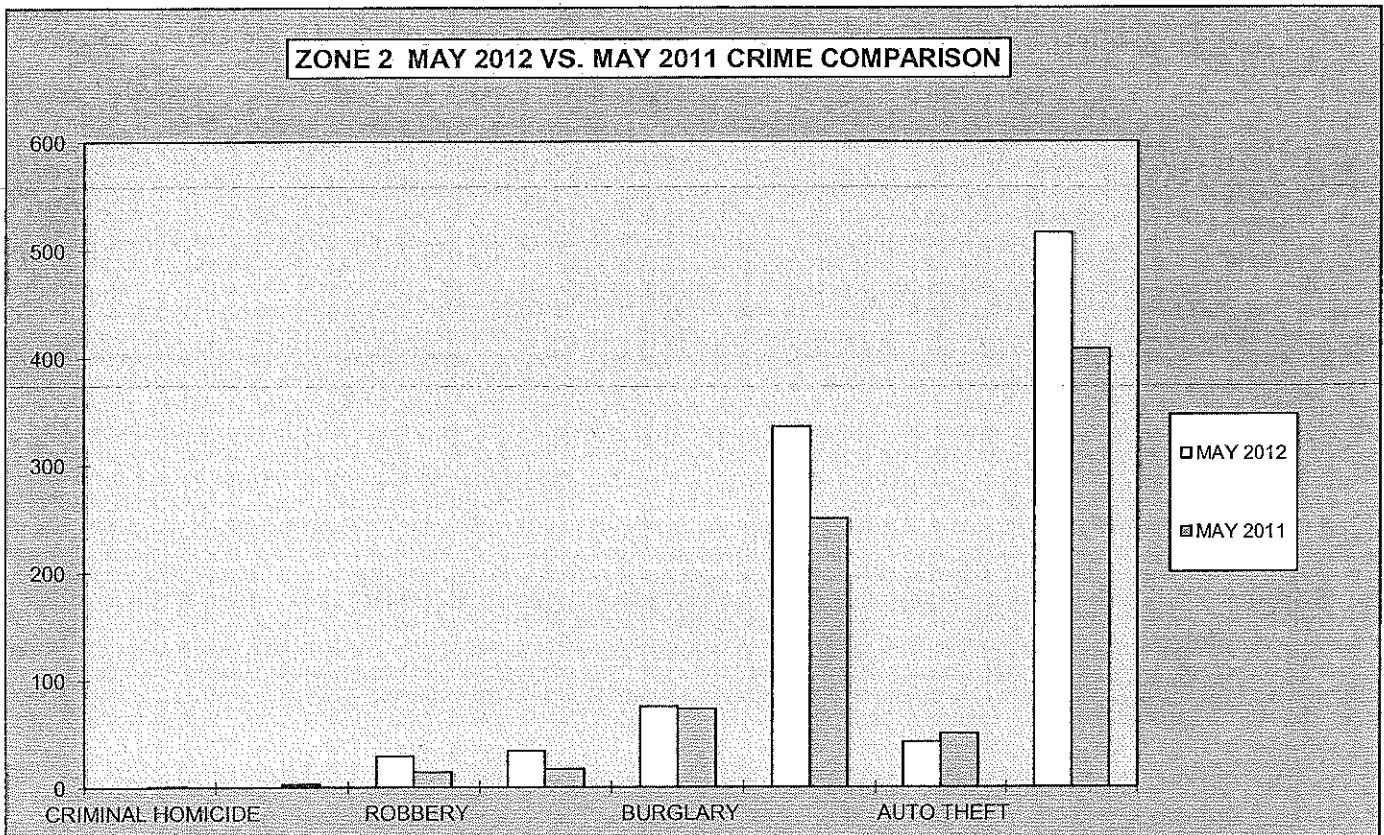
ZONE 1				
CRIME	JAN - MAY 2012	JAN - MAY 2011	# DIFFERENCE	% DIFFERENCE
CRIMINAL HOMICIDE	12	6	6	100%
RAPE	13	13	0	0%
ROBBERY	174	173	1	1%
AGG. ASSAULT	425	360	65	18%
BURGLARY	530	581	-51	-9%
RESIDENCE	473	529	-56	-11%
NON-RESIDENCE	57	52	5	10%
LARCENY	772	730	42	6%
POCKETPICKING	1	3	-2	-67%
PURSE SNATCHING	20	9	11	122%
SHOPLIFTING	63	57	6	11%
FROM MOTOR VEHICLES	229	252	-23	-9%
MOTOR VEH. PARTS/ACCESSORIES	106	87	19	22%
BICYCLES	5	5	0	0%
FROM BUILDINGS	92	99	-7	-7%
FROM COIN OPERATED MACHINES	0	0	0	0%
ALL OTHER	256	218	38	17%
AUTO THEFT	352	285	67	24%
TOTAL	2,278	2,148	130	6%



* 2011 FIGURES BASED ON OLD ZONE BOUNDARIES - NEW ZONE BOUNDARIES EFFECTIVE 12-13-11

**2012
MONTHLY CRIME COMPARISON**

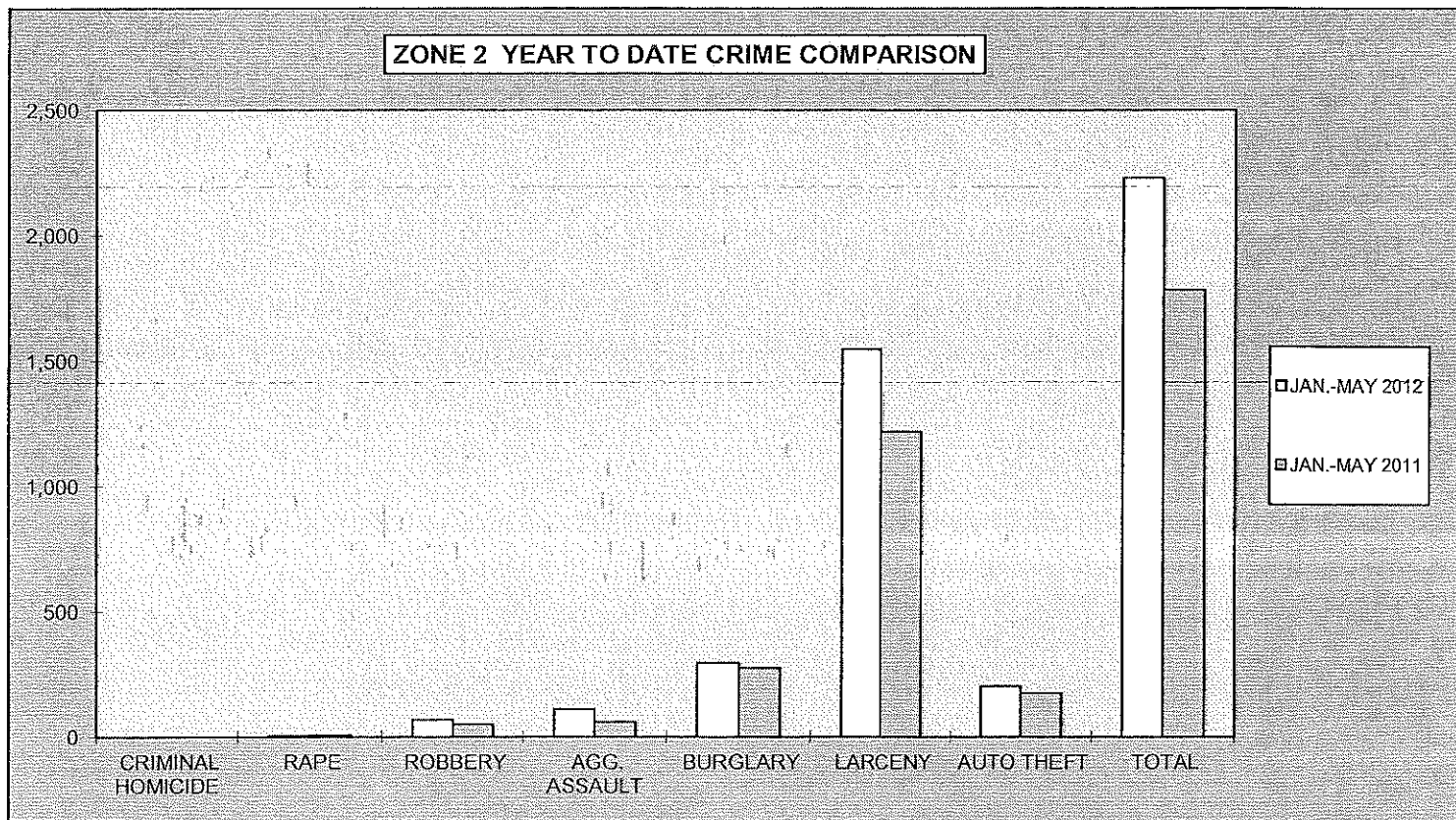
ZONE 2					
CRIME	MAY 2012	MAY 2011	# DIFFERENCE	% DIFFERENCE	
CRIMINAL HOMICIDE	0	1	-1	-100%	
RAPE	0	3	-3	-100%	
ROBBERY	29	14	15	107%	
AGG. ASSAULT	34	17	17	100%	
BURGLARY	75	73	2	3%	
RESIDENCE	57	60	-3	-5%	
NON-RESIDENCE	18	13	5	38%	
LARCENY	336	250	86	34%	
POCKETPICKING	2	0	2	100%	
PURSE SNATCHING	7	1	6	600%	
SHOPLIFTING	67	72	-5	-7%	
FROM MOTOR VEHICLES	154	95	59	62%	
MOTOR VEH. PARTS/ACCESSORIES	24	18	6	33%	
BICYCLES	2	3	-1	-33%	
FROM BUILDINGS	40	23	17	74%	
FROM COIN OPERATED MACHINES	0	0	0	0%	
ALL OTHER	40	38	2	5%	
AUTO THEFT	42	50	-8	-16%	
TOTAL	516	408	108	26%	



* 2011 FIGURES BASED ON OLD ZONE BOUNDARIES - NEW ZONE BOUNDARIES EFFECTIVE 12-13-11

**2012
YEAR TO DATE CRIME COMPARISON**

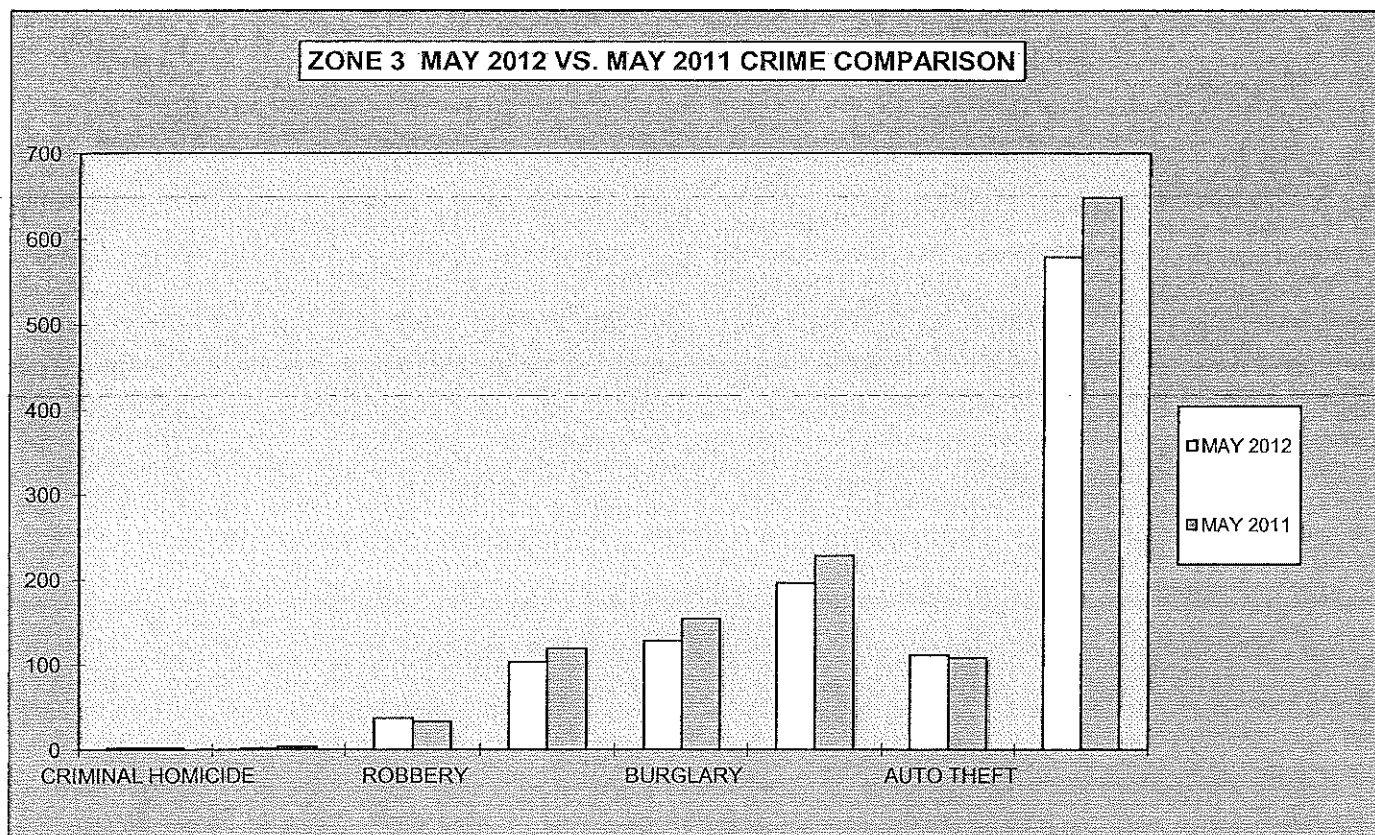
ZONE 2					
CRIME	JAN.-MAY 2012	JAN.-MAY 2011	# DIFFERENCE	% DIFFERENCE	
CRIMINAL HOMICIDE	0	1	-1	-100%	
RAPE	5	7	-2	-29%	
ROBBERY	68	50	18	36%	
AGG. ASSAULT	111	59	52	88%	
BURGLARY	295	274	21	8%	
RESIDENCE	229	218	11	5%	
NON-RESIDENCE	66	56	10	18%	
LARCENY	1,547	1,218	329	27%	
POCKETPICKING	15	2	13	650%	
PURSE SNATCHING	28	5	23	460%	
SHOPLIFTING	342	398	-56	-14%	
FROM MOTOR VEHICLES	657	422	235	56%	
MOTOR VEH. PARTS/ACCESSORIES	140	89	51	57%	
BICYCLES	9	4	5	125%	
FROM BUILDINGS	146	157	-11	-7%	
FROM COIN OPERATED MACHINES	0	0	0	0%	
ALL OTHER	210	141	69	49%	
AUTO THEFT	202	174	28	16%	
TOTAL	2,228	1,783	445	25%	



* 2011 FIGURES BASED ON OLD ZONE BOUNDARIES - NEW ZONE BOUNDARIES EFFECTIVE 12-13-11

**2012
MONTHLY CRIME COMPARISON**

ZONE 3				
CRIME	MAY 2012	MAY 2011	# DIFFERENCE	% DIFFERENCE
CRIMINAL HOMICIDE	2	2	0	0%
RAPE	2	4	-2	-50%
ROBBERY	37	33	4	12%
AGG. ASSAULT	103	119	-16	-13%
BURGLARY	128	154	-26	-17%
RESIDENCE	104	132	-28	-21%
NON-RESIDENCE	24	22	2	9%
LARCENY	196	228	-32	-14%
POCKETPICKING	0	1	-1	-100%
PURSE SNATCHING	7	4	3	75%
SHOPLIFTING	20	26	-6	-23%
FROM MOTOR VEHICLES	61	82	-21	-26%
MOTOR VEH. PARTS/ACCESSORIES	18	19	-1	-5%
BICYCLES	1	3	-2	-67%
FROM BUILDINGS	27	21	6	29%
FROM COIN OPERATED MACHINES	0	1	-1	-100%
ALL OTHER	62	71	-9	-13%
AUTO THEFT	111	108	3	3%
TOTAL	579	648	-69	-11%



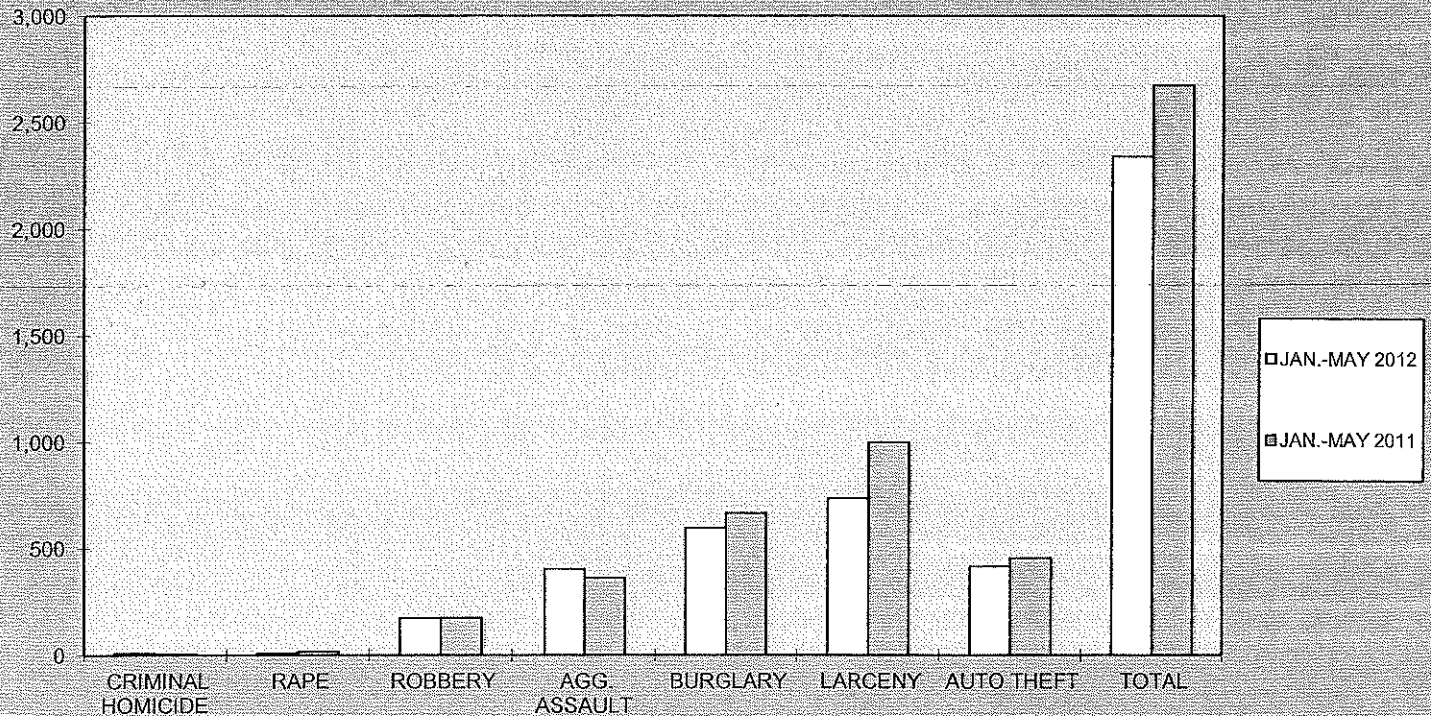
* 2011 FIGURES BASED ON OLD ZONE BOUNDARIES - NEW ZONE BOUNDARIES EFFECTIVE 12-13-11

**2012
YEAR TO DATE CRIME COMPARISON**

ZONE 3

CRIME	JAN.-MAY 2012	JAN.-MAY 2011	# DIFFERENCE	% DIFFERENCE
CRIMINAL HOMICIDE	9	6	3	50%
RAPE	9	17	-8	-47%
ROBBERY	173	175	-2	-1%
AGG. ASSAULT	403	360	43	12%
BURGLARY	596	664	-68	-10%
RESIDENCE	525	579	-54	-9%
NON-RESIDENCE	71	85	-14	-16%
LARCENY	735	1,000	-265	-27%
POCKETPICKING	4	4	0	0%
PURSE SNATCHING	25	22	3	14%
SHOPLIFTING	93	82	11	13%
FROM MOTOR VEHICLES	206	392	-186	-47%
MOTOR VEH. PARTS/ACCESSORIES	81	140	-59	-42%
BICYCLES	4	10	-6	-60%
FROM BUILDINGS	90	83	7	8%
FROM COIN OPERATED MACHINES	0	1	-1	-100%
ALL OTHER	232	266	-34	-13%
AUTO THEFT	415	454	-39	-9%
TOTAL	2,340	2,676	-336	-13%

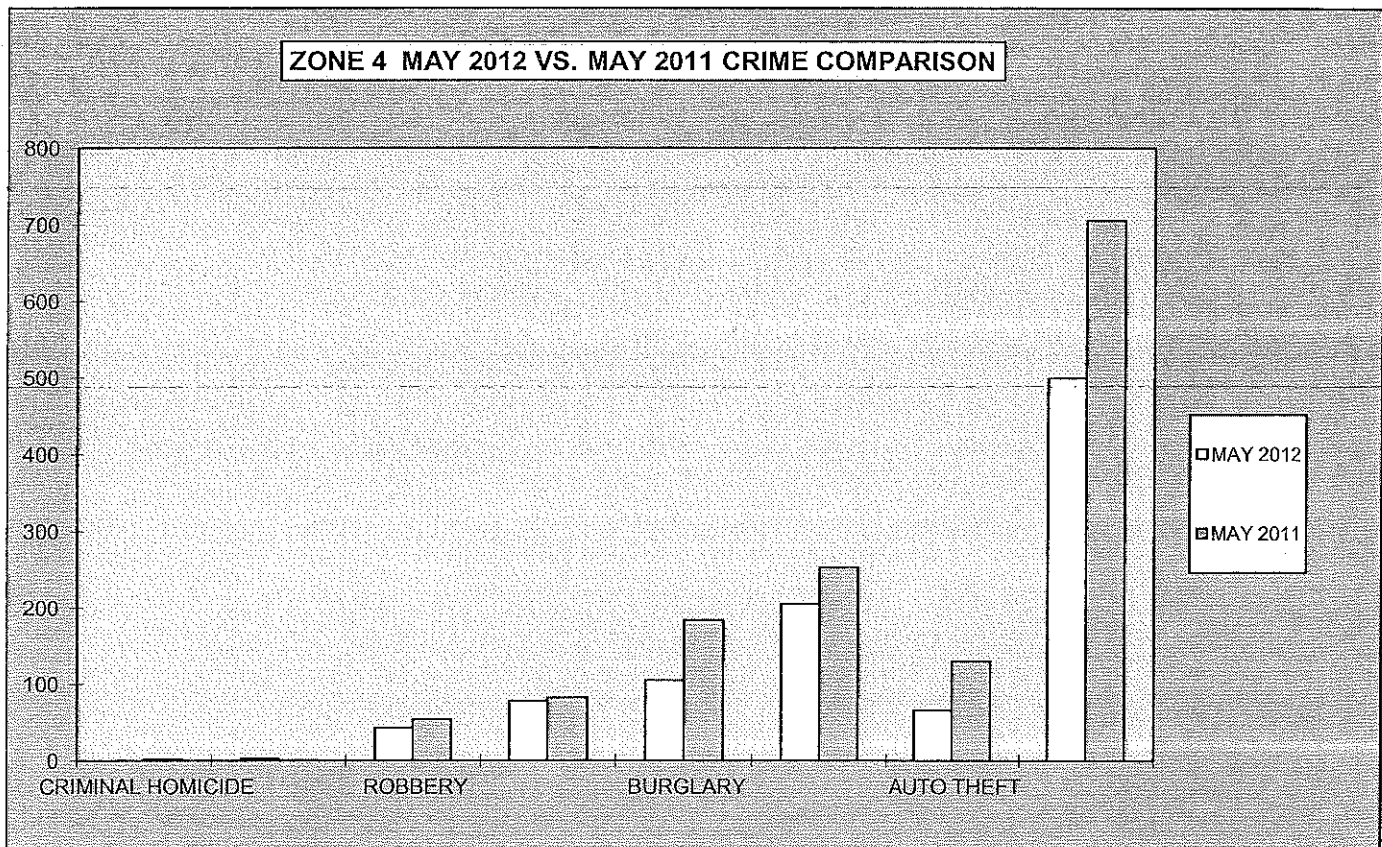
ZONE 3 YEAR TO DATE CRIME COMPARISON



* 2011 FIGURES BASED ON OLD ZONE BOUNDARIES - NEW ZONE BOUNDARIES EFFECTIVE 12-13-11

2012
MONTHLY CRIME COMPARISON

ZONE 4				
CRIME	MAY 2012	MAY 2011	# DIFFERENCE	% DIFFERENCE
CRIMINAL HOMICIDE	0	2	-2	-100%
RAPE	3	1	2	200%
ROBBERY	43	54	-11	-20%
AGG. ASSAULT	78	82	-4	-5%
BURGLARY	105	184	-79	-43%
RESIDENCE	92	163	-71	-44%
NON-RESIDENCE	13	21	-8	-38%
LARCENY	205	253	-48	-19%
POCKETPICKING	0	1	-1	-100%
PURSE SNATCHING	6	6	0	0%
SHOPLIFTING	38	34	4	12%
FROM MOTOR VEHICLES	53	90	-37	-41%
MOTOR VEH. PARTS/ACCESSORIES	23	27	-4	-15%
BICYCLES	3	3	0	0%
FROM BUILDINGS	25	25	0	0%
FROM COIN OPERATED MACHINES	0	0	0	0%
ALL OTHER	57	67	-10	-15%
AUTO THEFT	66	130	-64	-49%
TOTAL	500	706	-206	-29%

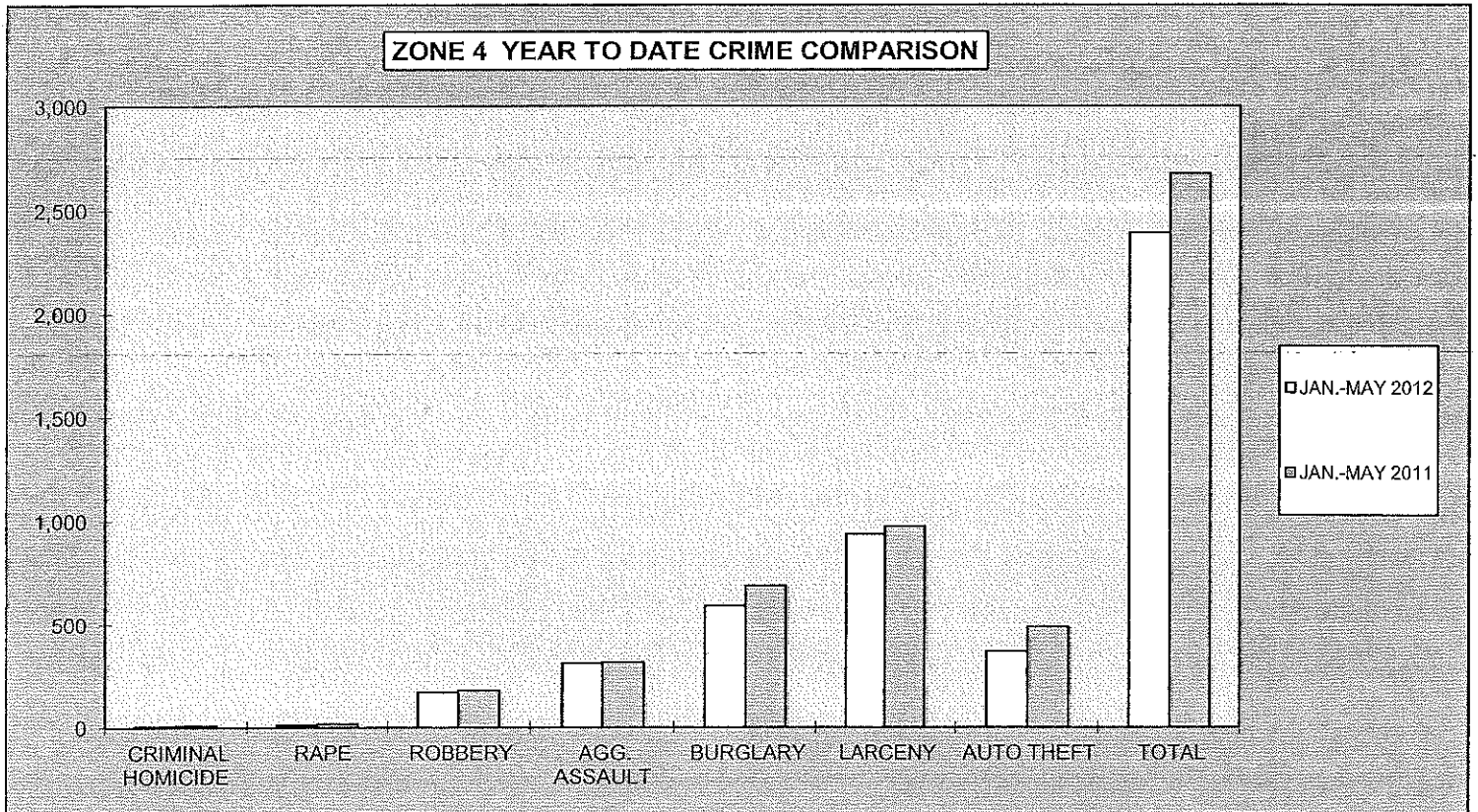


* 2011 FIGURES BASED ON OLD ZONE BOUNDARIES - NEW ZONE BOUNDARIES EFFECTIVE 12-13-11

**2012
YEAR TO DATE CRIME COMPARISON**

ZONE 4

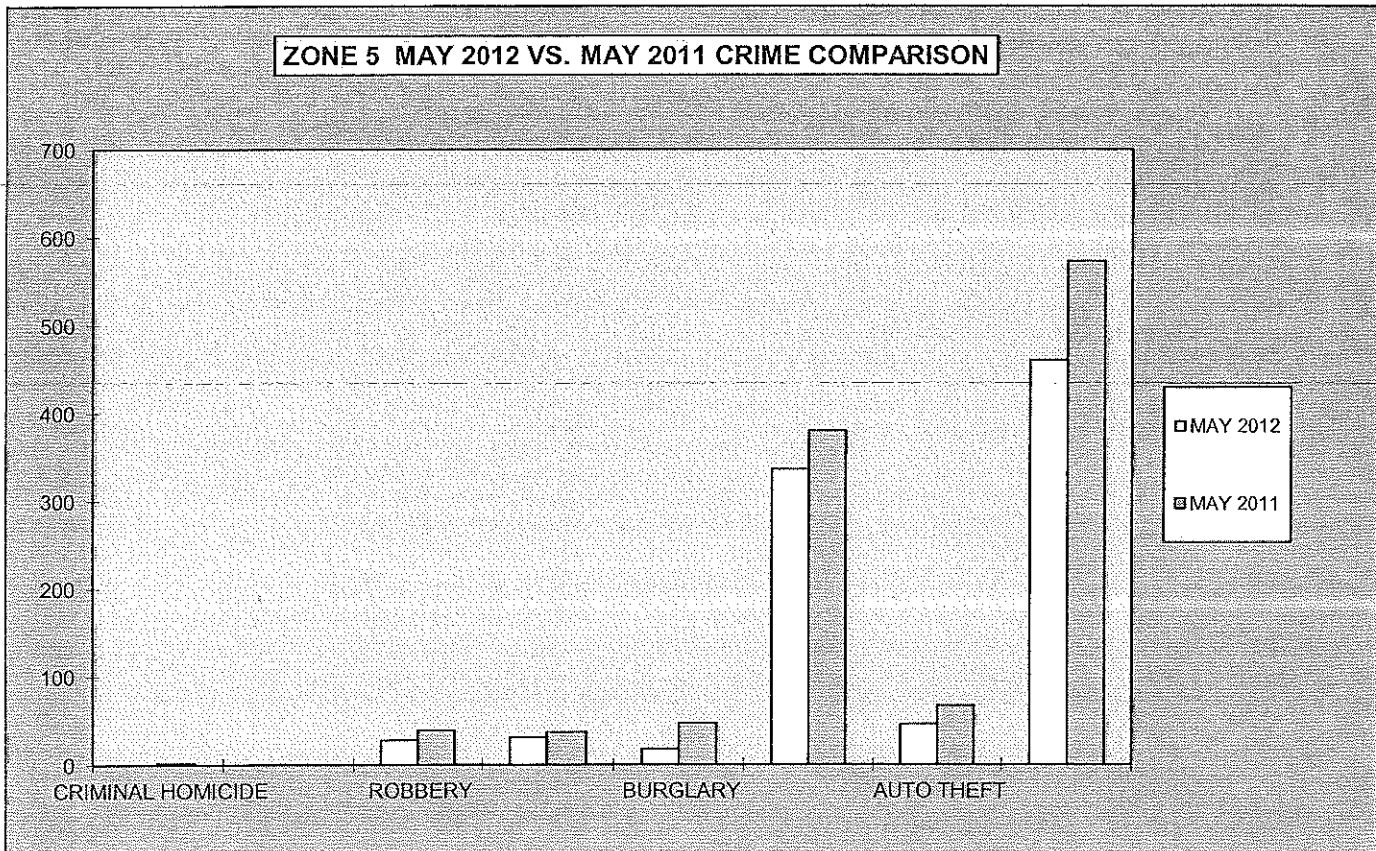
CRIME	JAN.-MAY 2012	JAN.-MAY 2011	# DIFFERENCE	% DIFFERENCE
CRIMINAL HOMICIDE	6	9	-3	-33%
RAPE	13	18	-5	-28%
ROBBERY	170	179	-9	-5%
AGG. ASSAULT	310	317	-7	-2%
BURGLARY	589	688	-99	-14%
RESIDENCE	546	605	-59	-10%
NON-RESIDENCE	43	83	-40	-48%
LARCENY	936	975	-39	-4%
POCKETPICKING	4	2	2	100%
PURSE SNATCHING	22	21	1	5%
SHOPLIFTING	203	160	43	27%
FROM MOTOR VEHICLES	214	304	-90	-30%
MOTOR VEH. PARTS/ACCESSORIES	80	127	-47	-37%
BICYCLES	9	8	1	13%
FROM BUILDINGS	103	122	-19	-16%
FROM COIN OPERATED MACHINES	3	0	3	100%
ALL OTHER	298	231	67	29%
AUTO THEFT	368	489	-121	-25%
TOTAL	2,392	2,675	-283	-11%



* 2011 FIGURES BASED ON OLD ZONE BOUNDARIES - NEW ZONE BOUNDARIES EFFECTIVE 12-13-11

2012
MONTHLY CRIME COMPARISON

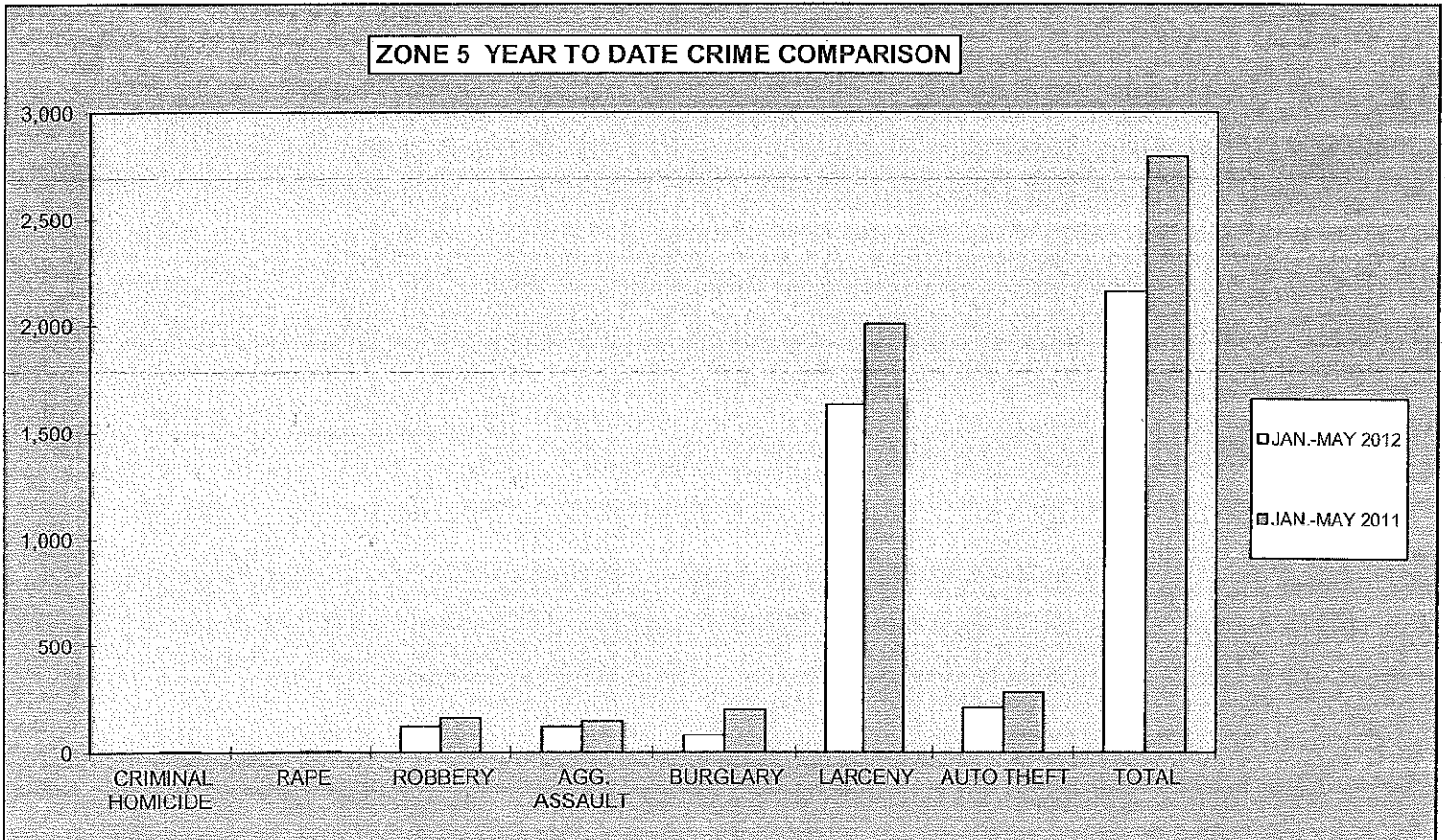
ZONE 5				
CRIME	MAY 2012	MAY 2011	# DIFFERENCE	% DIFFERENCE
CRIMINAL HOMICIDE	0	2	-2	-100%
RAPE	1	1	0	0%
ROBBERY	28	39	-11	-28%
AGG. ASSAULT	31	37	-6	-16%
BURGLARY	18	47	-29	-62%
RESIDENCE	8	40	-32	-80%
NON-RESIDENCE	10	7	3	43%
LARCENY	336	380	-44	-12%
POCKETPICKING	2	2	0	0%
PURSE SNATCHING	11	20	-9	-45%
SHOPLIFTING	38	43	-5	-12%
FROM MOTOR VEHICLES	161	199	-38	-19%
MOTOR VEH. PARTS/ACCESSORIES	15	21	-6	-29%
BICYCLES	1	4	-3	-75%
FROM BUILDINGS	55	41	14	34%
FROM COIN OPERATED MACHINES	1	0	1	100%
ALL OTHER	52	50	2	4%
AUTO THEFT	46	67	-21	-31%
TOTAL	460	573	-113	-20%



* 2011 FIGURES BASED ON OLD ZONE BOUNDARIES - NEW ZONE BOUNDARIES EFFECTIVE 12-13-11

**2012
YEAR TO DATE CRIME COMPARISON**

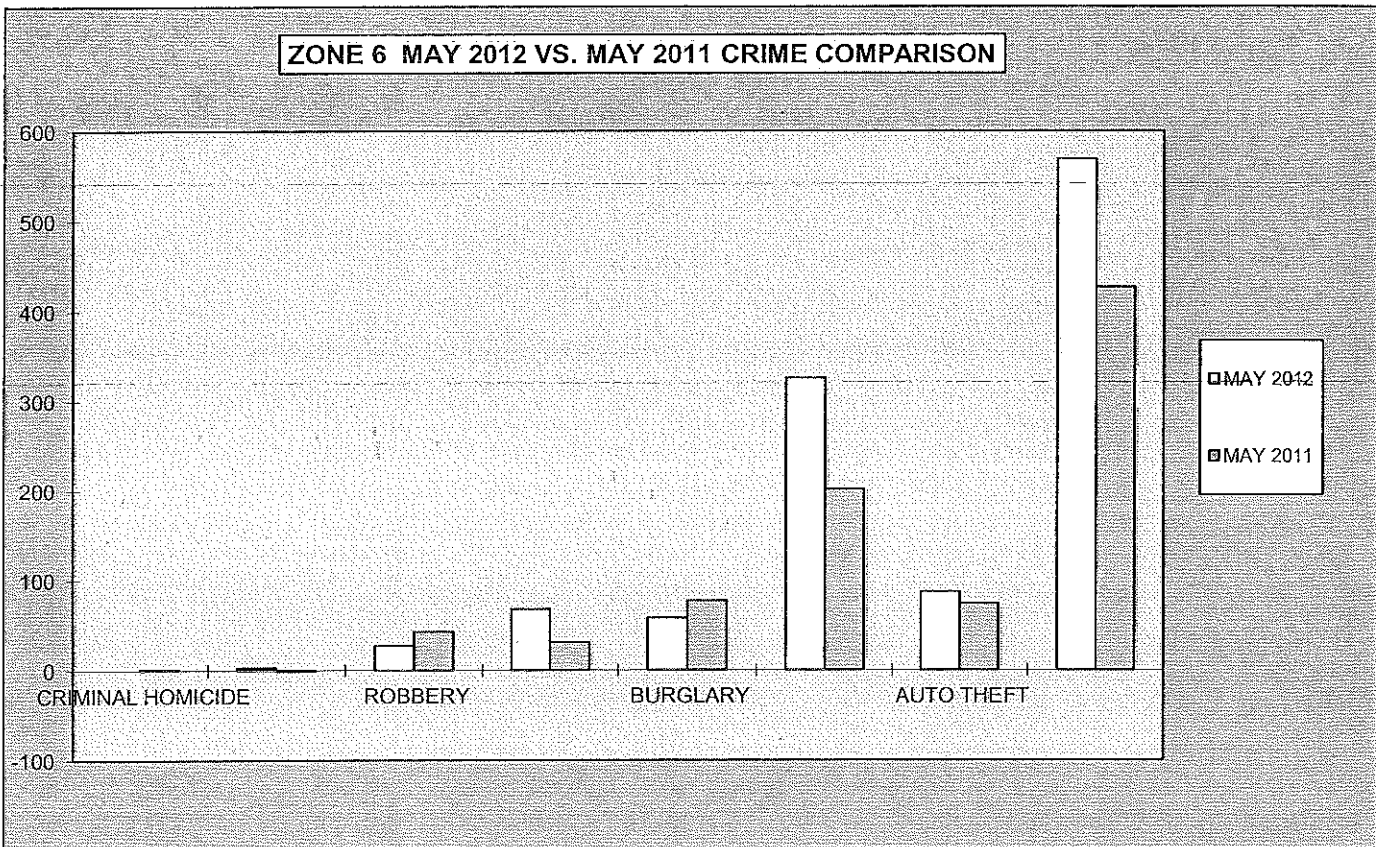
ZONE 5				
CRIME	JAN.-MAY 2012	JAN.-MAY 2011	# DIFFERENCE	% DIFFERENCE
CRIMINAL HOMICIDE	0	4	-4	-100%
RAPE	1	4	-3	-75%
ROBBERY	122	160	-38	-24%
AGG. ASSAULT	120	143	-23	-16%
BURGLARY	79	196	-117	-60%
RESIDENCE	34	133	-99	-74%
NON-RESIDENCE	45	63	-18	-29%
LARCENY	1,632	2,007	-375	-19%
POCKETPICKING	11	13	-2	-15%
PURSE SNATCHING	34	55	-21	-38%
SHOPLIFTING	176	217	-41	-19%
FROM MOTOR VEHICLES	817	1,108	-291	-26%
MOTOR VEH. PARTS/ACCESSORIES	191	170	21	12%
BICYCLES	15	22	-7	-32%
FROM BUILDINGS	217	236	-19	-8%
FROM COIN OPERATED MACHINES	2	0	2	100%
ALL OTHER	169	186	-17	-9%
AUTO THEFT	206	280	-74	-26%
TOTAL	2,160	2,794	-634	-23%



* 2011 FIGURES BASED ON OLD ZONE BOUNDARIES - NEW ZONE BOUNDARIES EFFECTIVE 12-13-11

**2012
MONTHLY CRIME COMPARISON**

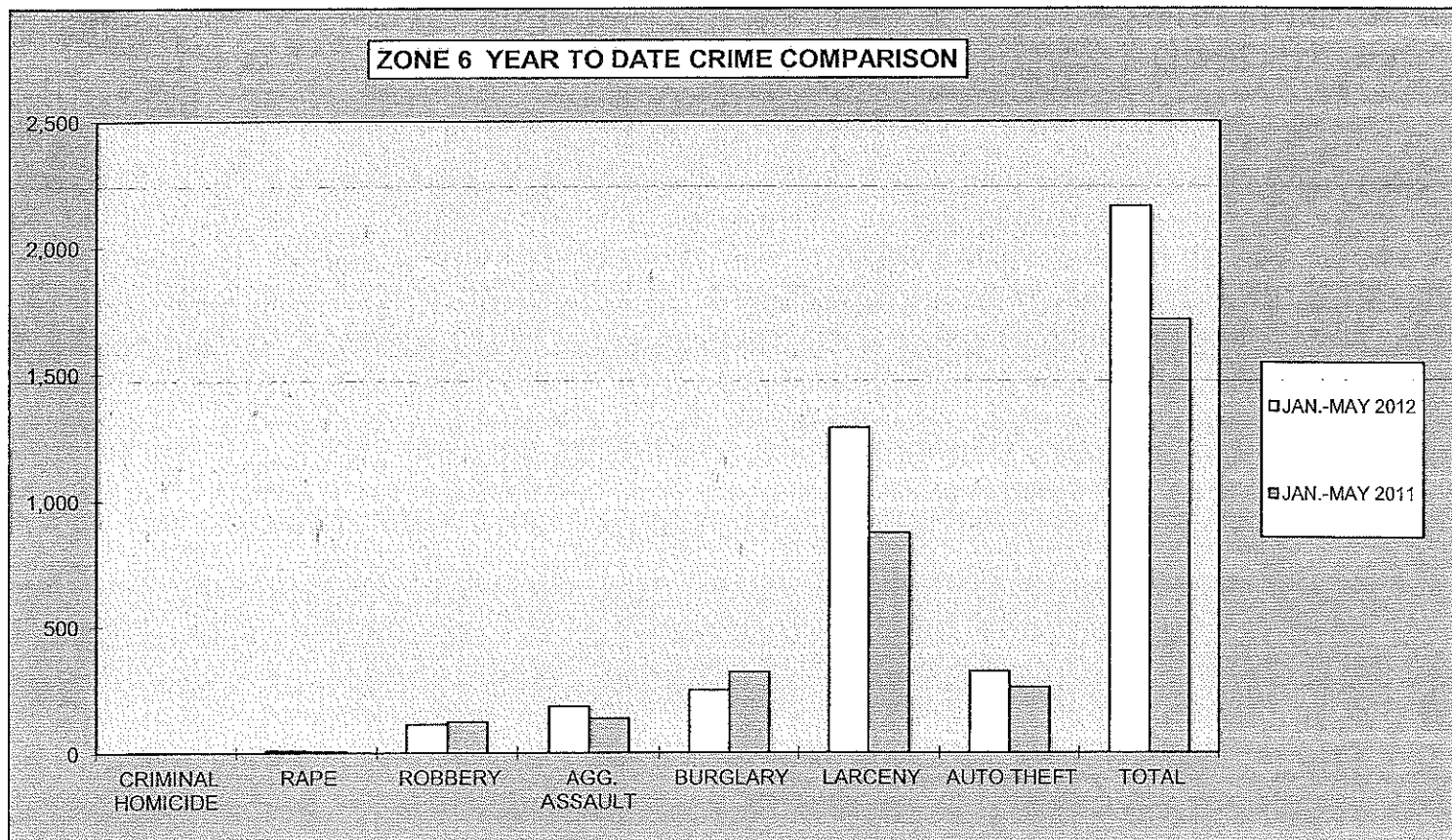
ZONE 6					
CRIME	MAY 2012	MAY 2011	# DIFFERENCE	% DIFFERENCE	
CRIMINAL HOMICIDE	0	1	-1	-100%	
RAPE	3	-1	4	400%	
ROBBERY	27	43	-16	-37%	
AGG. ASSAULT	68	31	37	119%	
BURGLARY	58	77	-19	-25%	
RESIDENCE	38	66	-28	-42%	
NON-RESIDENCE	20	11	9	82%	
LARCENY	326	202	124	61%	
POCKETPICKING	0	0	0	0%	
PURSE SNATCHING	20	2	18	900%	
SHOPLIFTING	64	31	33	106%	
FROM MOTOR VEHICLES	143	88	55	63%	
MOTOR VEH. PARTS/ACCESSORIES	28	13	15	115%	
BICYCLES	2	1	1	100%	
FROM BUILDINGS	24	30	-6	-20%	
FROM COIN OPERATED MACHINES	0	0	0	0%	
ALL OTHER	45	37	8	22%	
AUTO THEFT	87	74	13	18%	
TOTAL	569	427	142	33%	



* 2011 FIGURES BASED ON OLD ZONE BOUNDARIES - NEW ZONE BOUNDARIES EFFECTIVE 12-13-11

**2012
YEAR TO DATE CRIME COMPARISON**

ZONE 6					
CRIME	JAN.-MAY 2012	JAN.-MAY 2011	# DIFFERENCE	% DIFFERENCE	
CRIMINAL HOMICIDE	2	2	0	0%	
RAPE	9	5	4	80%	
ROBBERY	113	123	-10	-8%	
AGG. ASSAULT	183	136	47	35%	
BURGLARY	247	318	-71	-22%	
RESIDENCE	198	282	-84	-30%	
NON-RESIDENCE	49	36	13	36%	
LARCENY	1,288	872	416	48%	
POCKETPICKING	2	3	-1	-33%	
PURSE SNATCHING	43	14	29	207%	
SHOPLIFTING	233	168	65	39%	
FROM MOTOR VEHICLES	630	382	248	65%	
MOTOR VEH. PARTS/ACCESSORIES	112	63	49	78%	
BICYCLES	19	26	-7	-27%	
FROM BUILDINGS	84	90	-6	-7%	
FROM COIN OPERATED MACHINES	0	2	-2	-100%	
ALL OTHER	165	124	41	33%	
AUTO THEFT	322	259	63	24%	
TOTAL	2,164	1,715	449	26%	

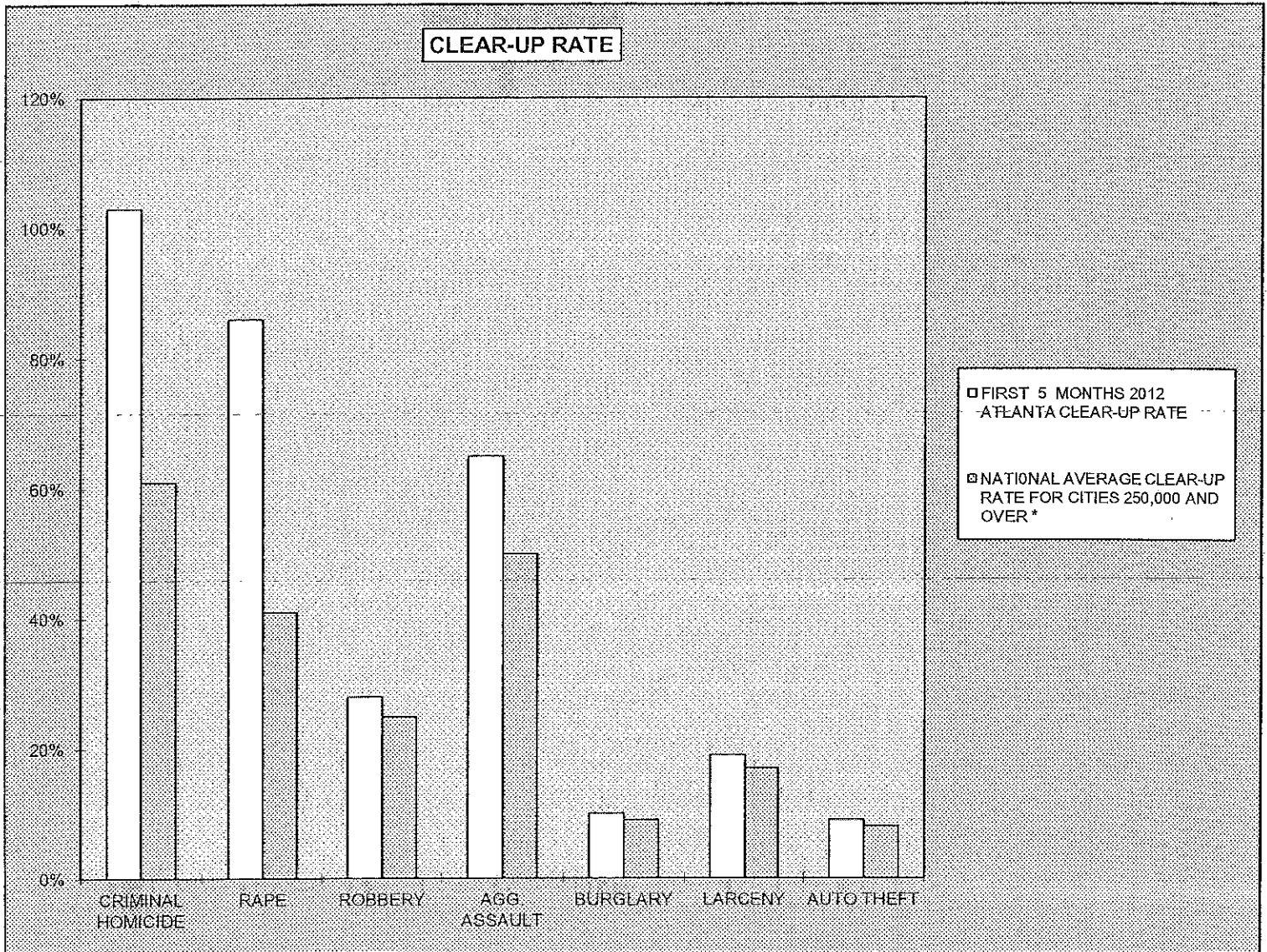


* 2011 FIGURES BASED ON OLD ZONE BOUNDARIES - NEW ZONE BOUNDARIES EFFECTIVE 12-13-11

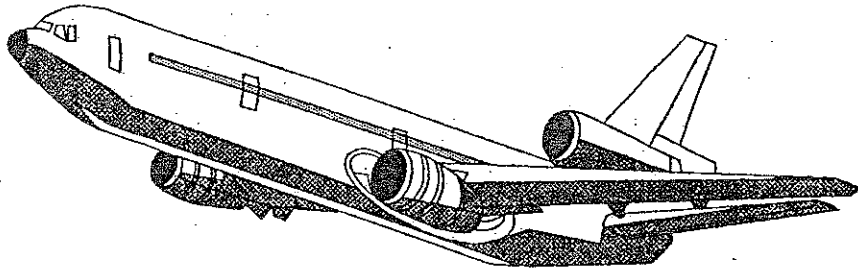
**2012
CRIME COMPARISON
CLEAR-UP RATE**

CRIME	FIRST 5 MONTHS 2012 ATLANTA CLEAR-UP RATE	NATIONAL AVERAGE CLEAR-UP RATE FOR CITIES 250,000 AND OVER *
CRIMINAL HOMICIDE	103%	61%
RAPE	86%	41%
ROBBERY	28%	25%
AGG. ASSAULT	65%	50%
BURGLARY	10%	9%
LARCENY	19%	17%
AUTO THEFT	9%	8%

* National Average for Cities 250,000 and Over Based on Latest Annual (2010) FBI Uniform Crime Report



APD



The Atlanta Airport
UNIFORM CRIME REPORTING



MAY 2012

SUPPORT SERVICES DIVISION
INFORMATION SERVICES SECTION

RETURN A - MONTHLY RETURN OF OFFENSES KNOWN TO THE POLICE

1-720b (Rev. 8-30-94)
OMB No. 1110-0001

This report is authorized by law Title 28, Section 534, U. S. Code. While you are not required to respond, your cooperation in forwarding this report by the 7th day after the close of the month to Uniform Crime Reports, Federal Bureau of Investigation, Washington, D.C. 20535, will assist in compiling comprehensive, accurate national crime figures on a timely basis.

1	2	3	4	5	6
CLASSIFICATION OF OFFENSES	OFFENSES REPORTED OR KNOWN TO POLICE (INCLUDE "UNFOUNDED" AND ATTEMPTS)	UNFOUNDED, I.E., FALSE OR BASELESS COMPLAINTS	NUMBER OF ACTUAL OFFENSES (COLUMN 2 MINUS COLUMN 3) INCLUDE ATTEMPTS	TOTAL OFFENSES CLEARED BY ARREST OR EXCEPTIONAL MEANS (INCLUDES COL. 6)	NUMBER OF CLEARANCES INVOLVING ONLY PERSONS UNDER 18 YEARS OF AGE
1. CRIMINAL HOMICIDE					
a. MURDER AND NONNEGLIGENT HOMICIDE	0	0	0	0	0
b. MANSLAUGHTER BY NEGLIGENCE					
2. FORCIBLE RAPE TOTAL	0	0	0	0	0
a. Rape by Force	0	0	0	0	0
b. Attempts to commit Forcible Rape	0	0	0	0	0
3. ROBBERY TOTAL	1	0	1	1	0
a. Firearm	0	0	0	0	0
b. Knife or Cutting Instrument	0	0	0	0	0
c. Other Dangerous Weapon	0	0	0	0	0
d. Strong-Arm (Hands, Fists, Feet, etc.)	1	0	1	1	0
4. ASSAULT TOTAL	4	0	4	1	0
a. Firearm	0	0	0	0	0
b. Knife or cutting instrument	0	0	0	0	0
c. Other Dangerous Weapon	0	0	0	0	0
d. Strong-Arm	0	0	0	0	0
e. Other Assaults - Simple, Not Aggravated	4	0	4	1	0
5. BURGLARY TOTAL	0	0	0	0	0
a. Forcible Entry	0	0	0	0	0
b. Unlawful Entry - No Force	0	0	0	0	0
c. Attempted Forcible Entry	0	0	0	0	0
6. LARCENY THEFT TOTAL (except Motor Vehicle Theft)	27	0	27	1	0
7. MOTOR VEHICLE THEFT TOTAL	7	0	7	2	0
a. Autos	7	0	7	2	0
b. Trucks and Buses	0	0	0	0	0
c. Other Vehicles	0	0	0	0	0
GRAND TOTAL	39	0	39	5	0

CHECKING ANY OF THE APPROPRIATE BLOCKS BELOW WILL ELIMINATE YOUR NEED TO SUBMIT REPORTS WHEN THE VALUES ARE ZERO. THIS WILL ALSO AID THE NATIONAL PROGRAM IN ITS QUALITY CONTROL EFFORTS.

- NO SUPPLEMENTARY HOMICIDE REPORT SUBMITTED SINCE NO MURDERS, JUSTIFIABLE HOMICIDES, OR MANSLAUGHTER BY NEGLIGENCE OCCURRED IN THIS JURISDICTION DURING THE MONTH.
- NO SUPPLEMENT TO RETURN A REPORT SINCE NO CRIME OFFENSES OR RECOVERY OF PROPERTY REPORTED DURING THE MONTH.
- NO LAW ENFORCEMENT OFFICERS KILLED OR ASSAULTED REPORT SINCE NONE OF THE OFFICERS WERE ASSAULTED OR KILLED DURING THE MONTH.

- NO AGE, SEX, AND RACE OF PERSONS ARRESTED UNDER 18 YEARS OF AGE REPORT SINCE NO ARRESTS OF PERSONS WITHIN THIS AGE GROUP.
- NO AGE, SEX, AND RACE OF PERSONS ARRESTED 18 YEARS OF AGE AND OVER REPORT SINCE NO ARRESTS OF PERSONS WITHIN THIS AGE GROUP.
- NO MONTHLY RETURN OF ARSON OFFENSES KNOWN TO LAW ENFORCEMENT REPORT SINCE NO ARSONS OCCURRED.

DO NOT USE THIS SPACE

	INITIALS
RECORDED	
EDITED	
ENTERED	
ADJUSTED	
LOCKED	

* TOTALS INCLUDE PREVIOUS OFFENSES

MAY 2012

Month and Year of Report

GA 060240X

Agency Identifier

JUNE 12, 2012

Date

ATLANTA AIRPORT POLICE - GEORGIA

Agency and State

Clifton Hoffman LIEUTENANT
Prepared By Title

George W. Jew CHIEF
Chief, Commissioner, Sheriff, or Superintendent

PROPERTY STOLEN BY CLASSIFICATION

CLASSIFICATION	DATA ITEM	Number of Actual Offenses (Column 4 Return A)	Monetary Value of Property Stolen
1. MURDER AND NONNEGLIGENT MANSLAUGHTER	12	0	\$ 0.00
2. FORCIBLE RAPE	20	0	\$ 0.00
3. ROBBERY			
(a) HIGHWAY (streets, alleys, etc.)	31	0	0.00
(b) COMMERCIAL HOUSE (except c, d, and f)	32	0	0.00
(c) GAS OR SERVICE STATION	33	0	0.00
(d) CONVENIENCE STORE	34	0	0.00
(e) RESIDENCE (anywhere on premises)	35	0	0.00
(f) BANK	36	0	0.00
(g) MISCELLANEOUS	37	0	0.00
TOTAL ROBBERY	30	0	\$ 0.00
5. BURGLARY - BREAKING OR ENTERING			
(a) RESIDENCE (dwelling)			
(1) NIGHT (6 p.m. - 6 a.m.)	51	0	0.00
(2) DAY (6 a.m. - 6 p.m.)	52	0	0.00
(3) UNKNOWN	53	0	0.00
(b) NON-RESIDENCE (store, office, etc.)			
(1) NIGHT (6 p.m. - 6 a.m.)	54	0	0.00
(2) DAY (6 a.m. - 6 p.m.)	55	0	0.00
(3) UNKNOWN	56	0	0.00
TOTAL BURGLARY	50	0	\$ 0.00
6. LARCENY - THEFT (Except Motor Vehicle Theft)			
(a) \$200 AND OVER	61	18	15,504.00
(b) \$50 TO \$200	62	1	100.00
(c) UNDER \$50	63	8	2.00
TOTAL LARCENY (Same as Item 6X)	60	27	\$ 15,606.00
7. MOTOR VEHICLE THEFT (Include Alleged Joy Ride)	70	7	\$ 2,505.00
GRAND TOTAL - ALL ITEMS	77	34	\$ 18,111.00
ADDITIONAL ANALYSIS OF LARCENY AND MOTOR VEHICLE THEFT			
6X. NATURE OF LARCENIES UNDER ITEM 6			
(a) POCKET-PICKING	81	0	0.00
(b) PURSE-SNATCHING	82	0	0.00
(c) SHOPLIFTING	83	2	0.00
(d) FROM MOTOR VEHICLES (except e)	84	5	3,394.00
(e) MOTOR VEHICLE PARTS AND ACCESSORIES	85	3	1,351.00
(f) BICYCLES	86	0	0.00
(g) FROM BUILDING (except c and h)	87	5	2,406.00
(h) FROM ANY COIN-OPERATED MACHINES (parking meters, etc.)	88	0	0.00
(i) ALL OTHER	89	12	8,455.00
TOTAL LARCENIES (Same as Item 6)	80	27	\$ 15,606.00
7X. MOTOR VEHICLES RECOVERED			
(a) STOLEN LOCALLY AND RECOVERED LOCALLY	91	1	
(b) STOLEN LOCALLY AND RECOVERED BY OTHER JURISDICTIONS	92	0	
(c) TOTAL LOCALLY STOLEN MOTOR VEHICLES RECOVERED (a & b)	93	1	
(d) STOLEN IN OTHER JURISDICTIONS AND RECOVERED LOCALLY	90	2	

SUPPLEMENT TO RETURN A
MONTHLY RETURN OF OFFENSES KNOWN TO THE POLICE

1-706 (Rev. 8-30-94)
Form Approved
OMB No. 1110-0007

This report is authorized by law, Title 28, Section 534, U. S. Code. While you are not required to respond, your cooperation in submitting this report with the Return A will assist the FBI in compiling comprehensive, accurate figures on a timely basis.

This form deals with the nature of crime and the monetary value of property stolen and recovered. The total offenses recorded on the form should be the same as the number of actual offenses listed in Column 4 of the Return A for each crime class. Include attempted crimes on this form, but do not include unfounded offenses. If you cannot complete the report in all areas, please record as much information as is available. Tally sheets will be sent upon request.

PROPERTY BY TYPE AND VALUE

Type of Property (1)	Data Entry	Monetary Value of Property Stolen in Your Jurisdiction	
		Stolen (2)	Recovered (3)
(A) Currency, Notes, Etc.	01	\$ 835.00	\$ 0.00
(B) Jewelry and Precious Metals	02	0.00	0.00
(C) Clothing and Furs	03	0.00	0.00
(D) Locally Stolen Motor Vehicles	04	2,505.00	2.00
(E) Office Equipment	05	1,300.00	0.00
(F) Televisions, Radios, Stereos, Etc.	06	6,550.00	0.00
(G) Firearms	07	1,000.00	0.00
(H) Household Goods	08	0.00	0.00
(I) Consumable Goods	09	0.00	0.00
(J) Livestock	10	0.00	0.00
(K) Miscellaneous	11	5,921.00	0.00
TOTAL	00	\$ 18,111.00	\$ 2.00

The total of this column should agree with the Grand Total (DATA ENTRY - 77) shown on page 2.

Include in this column all property recovered even though stolen in prior months. The above is an accounting for only that property stolen in your jurisdiction. This will include property recovered for you by other jurisdictions, but not property you recover for them.

JUNE 12, 2012

DATE

Clifton Johnson

LIEUTENANT

PREPARED BY

TITLE

Bernie N. Jones

CHIEF

CHIEF, COMMISSIONER, SHERIFF OR SUPERINTENDENT

MAY 2012

Month and Year of Report

GA 060240X

Agency Identifier

ATLANTA AIRPORT POLICE - GEORGIA

Agency and State

AGENCY IDENTIFIER GA 060240X REPORTING PERIOD MAY 2012

AGENCY NAME ATLANTA AIRPORT POLICE

POLICE DISPOSITION OF JUVENILES

~~Not to include neglect or traffic cases~~

- 1. Handled within Department and released.
(Warning, released to parents, etc.)
- 2. Referred to juvenile court or probation department.
- 3. Referred to welfare agency.
- 4. Referred to other police agency.
- 5. Referred to criminal or adult court.

_____ 1 _____

_____ 1 _____

TOTAL

JUNE 12, 2012

DATE

Clifton Johnson

PREPARED BY

LIEUTENANT

TITLE

George M. Jones

APPROVED BY

CHIEF

TITLE

GCIC USE ONLY

Recorded	_____
Reviewed	_____
Punched	_____
Verified	_____

RETURN TO:

Georgia Crime Information Center/Uniform Crime Reporting
P. O. Box 1456
Atlanta, Georgia 30301

Return on or before the 7th of the following month.

GCIC/UCR-012 (9/74)

ATLANTA AIRPORT POLICE
AGE, SEX, AND RACE OF PERSONS ARRESTED
17 YEARS OF AGE AND OVER

MONTH MAY

YEAR 2012

CLASSIFICATION OF OFFENSES	SEX	AGE OF PERSON ARRESTED															TOTAL	RACE				ETHNIC				
		17	18	19	20	21	22	23	24 29	30 34	35 39	40 44	45 49	50 54	55 59	60 64		65 UP	White	Black	Native Amer.	Asian/Pacific	Whi. Hispanic	Blck Hispanic		
Murder/Nonnegligent Manslaughter	01a	M																0								
	F																	0								
Manslaughter by Negligence	01b	M																0								
	F																	0								
Forcible Rape	02	M																0								
	F																	0								
Robbery	03	M																0								
	F									1								1	1							
Aggravated Assault	04	M																0								
	F																	0								
Burglary- Breaking or Entering	05	M																0								
	F																	0								
Larceny - Theft (except Motor Vehicle Theft)	06	M										1						1								
	F										1							1	1	1						
Motor Vehicle Theft	07	M				1								1				2								
	F																	0		2						
Other Assaults	08	M						1										1								
	F																	0		1						
Arson	09	M																0								
	F																	0								
Forgery and Counterfeiting	10	M								1								1								
	F																	0		1						
Fraud	11	M								1								1								
	F																	0	1							
Embezzlement	12	M																0								
	F																	0								
Stolen Property; Buying, Receiving, Possessing	13	M																0								
	F																	0								
Vandalism	14	M																0								
	F																	0								
Weapons	15	M										1			1	1		3								
	F									1					1			2	4	1						

**ATLANTA AIRPORT POLICE
AGE, SEX, AND RACE OF PERSONS ARRESTED
17 YEARS OF AGE AND OVER**

MONTH MAY

YEAR 2012

CLASSIFICATION OF OFFENSES	SEX	AGE OF PERSON ARRESTED																TOTAL	RACE				ETHNIC	
		17	18	19	20	21	22	23	24 29	30 34	35 39	40 44	45 49	50 54	55 59	60 64	65 UP		White	Black	Native Amer.	Asian/Pacific	Whi. Hispanic	Blck Hispanic
Prostitution and Commercialized Vice	16 M																	0						
	F																	0						
Sex Offenses (except Rape and Prostitution)	17 M																	0						
	F																	0						
Drug Abuse Violations Grand Total	18 M	0	0	0	0	0	0	0	0	0	0	0	0	0	0	1	0	1						
	F	0	0	0	0	0	0	0	0	0	0	0	0	0	0	0	0	0	0	1	0	0	0	0
(1) Sale/Manufacturing Subtotal	180 M	0	0	0	0	0	0	0	0	0	0	0	0	0	0	0	0	0						
	F	0	0	0	0	0	0	0	0	0	0	0	0	0	0	0	0	0	0	0	0	0	0	0
Opium or Cocaine and their derivatives	a M																	0						
	F																	0						
Marijuana	b M																	0						
	F																	0						
Synthetic Narcotics	c M																	0						
	F																	0						
Other Dangerous Non-Narcotic Drugs	d M																	0						
	F																	0						
(2) Possession Subtotal	185 M	0	0	0	0	0	0	0	0	0	0	0	0	0	0	1	0	1						
	F	0	0	0	0	0	0	0	0	0	0	0	0	0	0	0	0	0	0	1	0	0	0	0
Opium or Cocaine and their derivatives	e M																	0						
	F																	0						
Marijuana	f M															1		1						
	F																	0		1				
Synthetic Narcotics	g M																	0						
	F																	0						
Other Dangerous Non-Narcotic Drugs	h M																	0						
	F																	0						
Gambling Total	19 M	0	0	0	0	0	0	0	0	0	0	0	0	0	0	0	0	0						
	F	0	0	0	0	0	0	0	0	0	0	0	0	0	0	0	0	0	0	0	0	0	0	0
Bookmaking	a M																	0						
	F																	0						
Numbers and Lottery	b M																	0						
	F																	0						

-37a-

ATLANTA AIRPORT POLICE
 AGE, SEX, AND RACE OF PERSONS ARRESTED
 17 YEARS OF AGE AND OVER

MONTH MAY

YEAR 2012

CLASSIFICATION OF OFFENSES	SEX	AGE OF PERSON ARRESTED																TOTAL	RACE				ETHNIC	
		17	18	19	20	21	22	23	24 29	30 34	35 39	40 44	45 49	50 54	55 59	60 64	65 UP		White	Black	Native Amer.	Asian/Pacific	Whi. Hispanic	Blck Hispanic
All Other Gambling	M																	0						
	F																	0						
Offenses Against Family And Children	M																	0						
	F																	0						
Driving Under the Influence	M																	0						
	F																	0						
Liquor Laws	M																	0						
	F																	0						
Drunkenness	M																	0						
	F																	0						
Disorderly Conduct	M					1		1		1								3						
	F							1		1								2	2	3				
Vagrancy	M																	0						
	F																	0						
All Other Offenses (except Traffic)	M									3	4	6	4	12	6	2	2	39						
	F											1	2	1	2			6	5	37		3		
Suspicion	M																	0						
	F																	0						
TOTAL		0	0	0	1	1	1	2	1	8	5	7	8	14	10	4	2	64	14	47	0	3	0	0

MAY 2012

Month and Year of Report

GA 060240X

Agency Identifier

JUNE 12, 2012

Date

Clyton Johnson **LIUTENANT**
 Prepared By Title

George M. Jones **CHIEF**
 Chief, Commissioner, Sheriff, or Superintendent

ATLANTA AIRPORT POLICE - GEORGIA

Agency and State

ATLANTA AIRPORT POLICE
AGE, SEX, AND RACE OF PERSONS ARRESTED
16 YEARS OF AGE AND UNDER

MONTH MAY

YEAR 2012

CLASSIFICATION OF OFFENSES	SEX	AGE						RACE				ETHNIC	
		0 9	10 12	13 14	15	16	TOTAL	White	Black	Native Amer.	Asian/Pacific	Whi. Hispanic	Black Hispanic
Murder/Nonnegligent Manslaughter	01a M						0						
	F						0						
Manslaughter by Negligence	01b M						0						
	F						0						
Forcible Rape	02 M						0						
	F						0						
Robbery	03 M						0						
	F						0						
Aggravated Assault	04 M						0						
	F						0						
Burglary- Breaking or Entering	05 M						0						
	F						0						
Larceny - Theft (except Motor Vehicle Theft)	06 M						0						
	F						0						
Motor Vehicle Theft	07 M						0						
	F						0						
Other Assaults	08 M						0						
	F						0						
Arson	09 M						0						
	F						0						
Forgery and Counterfeiting	10 M						0						
	F						0						
Fraud	11 M						0						
	F						0						
Embezzlement	12 M						0						
	F						0						
Stolen Property; Buying, Receiving, Possessing	13 M						0						
	F						0						
Vandalism	14 M						0						
	F						0						
Weapons	15 M						0						
	F						0						
Prostitution and Commercialized Vice	16 M						0						
	F						0						

ATLANTA AIRPORT POLICE
AGE, SEX, AND RACE OF PERSONS ARRESTED
16 YEARS OF AGE AND UNDER

MONTH MAY

YEAR 2012

CLASSIFICATION OF OFFENSES	SEX	AGE						RACE				ETHNIC			
		0	10	13	15	16	TOTAL	White	Black	Native Amer.	Asian/Pacific	Whi. Hispanic	Blck Hispanic		
		9	12	14											
Sex Offenses (except Rape and Prostitution)	17	M						0							
	F							0							
Drug Abuse Violations Grand Total	18	M	0	0	0	0	0	0							
	F	0	0	0	0	0	0	0	0	0	0	0	0	0	0
(1) Sale/Manufacturing Subtotal	180	M	0	0	0	0	0	0							
	F	0	0	0	0	0	0	0	0	0	0	0	0	0	0
Opium or Cocaine and their Derivatives	a	M						0							
	F							0							
Marijuana	b	M						0							
	F							0							
Synthetic Narcotics	c	M						0							
	F							0							
Other Dangerous Non- Narcotic Drugs	d	M						0							
	F							0							
(2) Possession Subtotal	185	M	0	0	0	0	0	0							
	F	0	0	0	0	0	0	0	0	0	0	0	0	0	0
Opium or Cocaine and their Derivatives	e	M						0							
	F							0							
Marijuana	f	M						0							
	F							0							
Synthetic Narcotics	g	M						0							
	F							0							
Other Dangerous Non- Narcotic Drugs	h	M						0							
	F							0							
Gambling Total	19	M	0	0	0	0	0	0							
	F	0	0	0	0	0	0	0	0	0	0	0	0	0	0
Bookmaking	a	M						0							
	F							0							
Numbers and Lottery	b	M						0							
	F							0							
All Other Gambling	c	M						0							
	F							0							
Offenses Against Family and Children	20	M						0							
	F							0							

P/L

ATLANTA AIRPORT POLICE
 AGE, SEX, AND RACE OF PERSONS ARRESTED
 16 YEARS OF AGE AND UNDER

MONTH MAY

YEAR 2012

CLASSIFICATION OF OFFENSES	SEX	AGE					TOTAL	RACE				ETHNIC		
		09	1012	1314	15	16		White	Black	Native Amer.	Asian/Pacific	Whi. Hispanic	Blck Hispanic	
Driving Under the Influence	M						0							
	F						0							
Liquor Laws	M						0							
	F						0							
Drunkenness	M						0							
	F						0							
Disorderly Conduct	M						0							
	F						0							
Vagrancy	M						0							
	F						0							
All Other Offenses (except Traffic)	M			1			1							
	F						0		1					
Suspicion	M						0							
	F						0							
Curfew and Loitering	M						0							
	F						0							
Run-Aways	M						0							
	F						0							
Total			0	0	1	0	0	1	0	1	0	0	0	0

MAY 2012

Month and Year of Report

GA 060240X

Agency Identifier

JUNE 12, 2012

Date

ATLANTA AIRPORT POLICE - GEORGIA

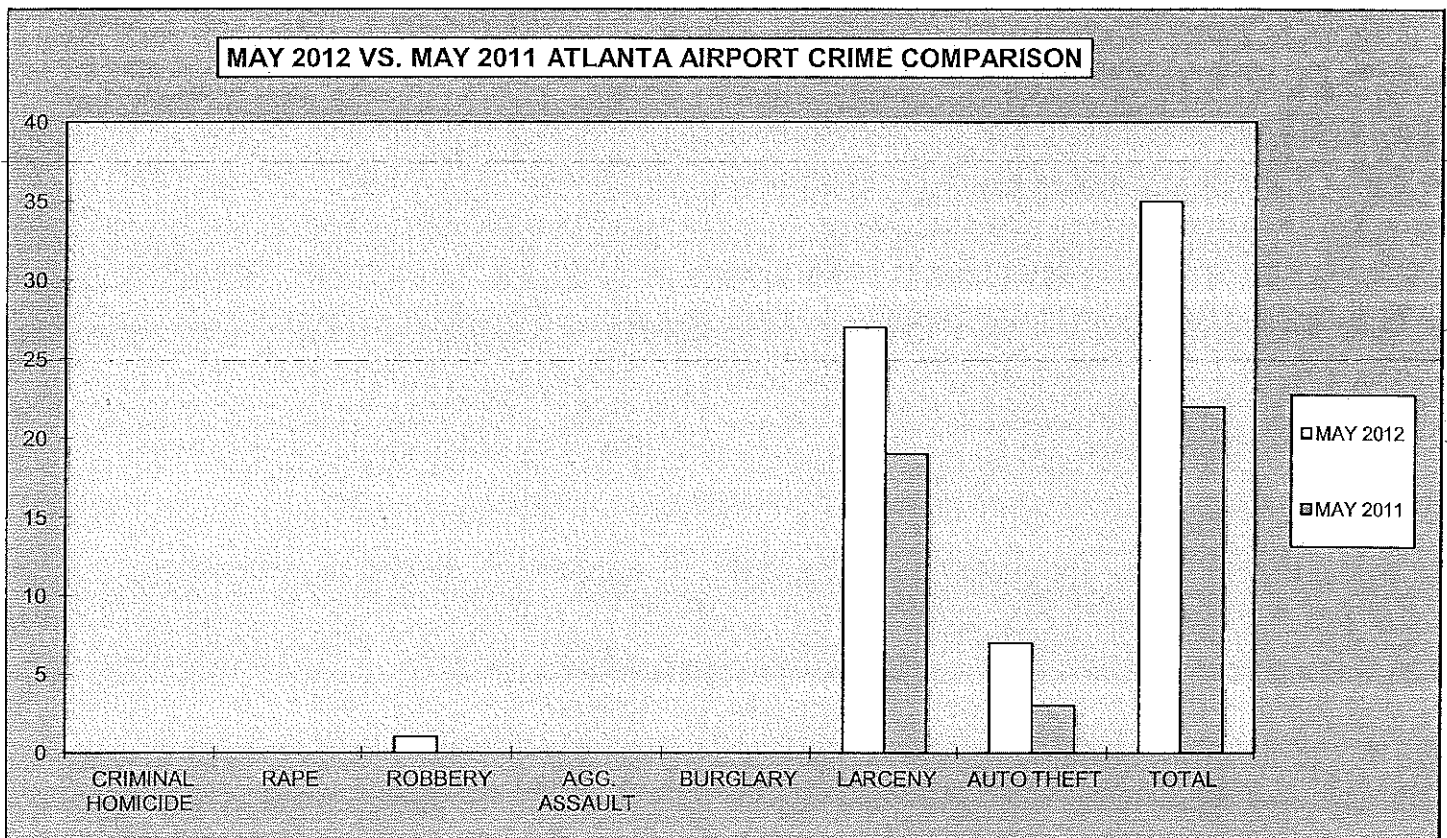
Agency and State

[Signature]
 Prepared By LIEUTENANT

[Signature]
 Chief, Commissioner, Sheriff, or Superintendent CHIEF

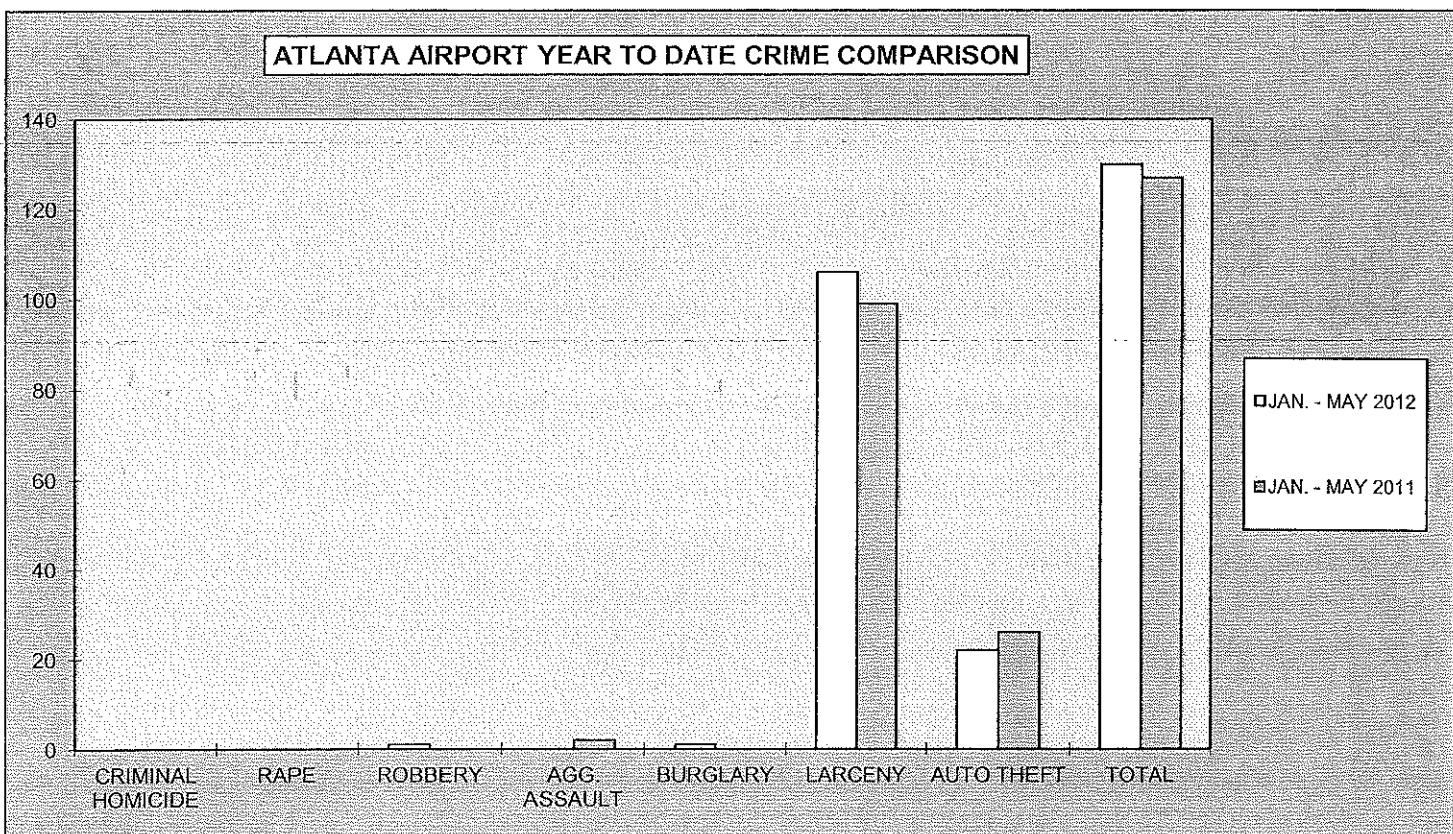
2012
ATLANTA AIRPORT
MONTHLY CRIME COMPARISON

CRIME	MAY 2012	MAY 2011	# DIFFERENCE	% DIFFERENCE
CRIMINAL HOMICIDE	0	0	0	0%
RAPE	0	0	0	0%
ROBBERY	1	0	1	100%
AGG. ASSAULT	0	0	0	0%
BURGLARY	0	0	0	0%
RESIDENCE	0	0	0	0%
NON-RESIDENCE	0	0	0	0%
LARCENY	27	19	8	42%
POCKETPICKING	0	0	0	0%
PURSE SNATCHING	0	0	0	0%
SHOPLIFTING	2	0	2	100%
FROM MOTOR VEHICLES	5	2	3	150%
MOTOR VEH. PARTS/ACCESSORIES	3	3	0	0%
BICYCLES	0	0	0	0%
FROM BUILDINGS	5	3	2	67%
FROM COIN OPERATED MACHINES	0	0	0	0%
ALL OTHER	12	11	1	9%
AUTO THEFT	7	3	4	133%
TOTAL	35	22	13	59%



**2012
ATLANTA AIRPORT
YEAR TO DATE CRIME COMPARISON**

FIRST 5 MONTHS				
CRIME	JAN. - MAY 2012	JAN. - MAY 2011	# DIFFERENCE	% DIFFERENCE
CRIMINAL HOMICIDE	0	0	0	0%
RAPE	0	0	0	0%
ROBBERY	1	0	1	100%
AGG. ASSAULT	0	2	-2	-100%
BURGLARY	1	0	1	100%
RESIDENCE	0	0	0	0%
NON-RESIDENCE	1	0	1	100%
LARCENY	106	99	7	7%
POCKETPICKING	2	0	2	100%
PURSE SNATCHING	1	0	1	100%
SHOPLIFTING	5	10	-5	-50%
FROM MOTOR VEHICLES	12	17	-5	-29%
MOTOR VEH. PARTS/ACCESSORIES	13	7	6	86%
BICYCLES	0	0	0	0%
FROM BUILDINGS	27	23	4	17%
FROM COIN OPERATED MACHINES	3	0	3	100%
ALL OTHER	43	42	1	2%
AUTO THEFT	22	26	-4	-15%
TOTAL	130	127	3	2%

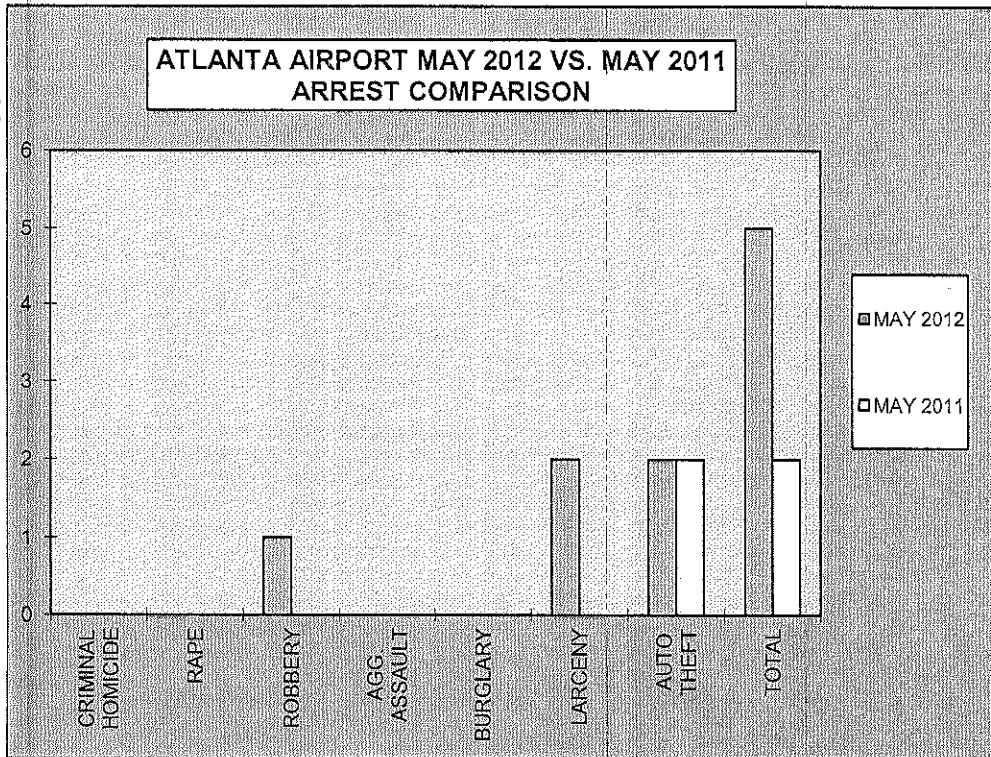


**2012
ATLANTA AIRPORT
ARREST COMPARISON**

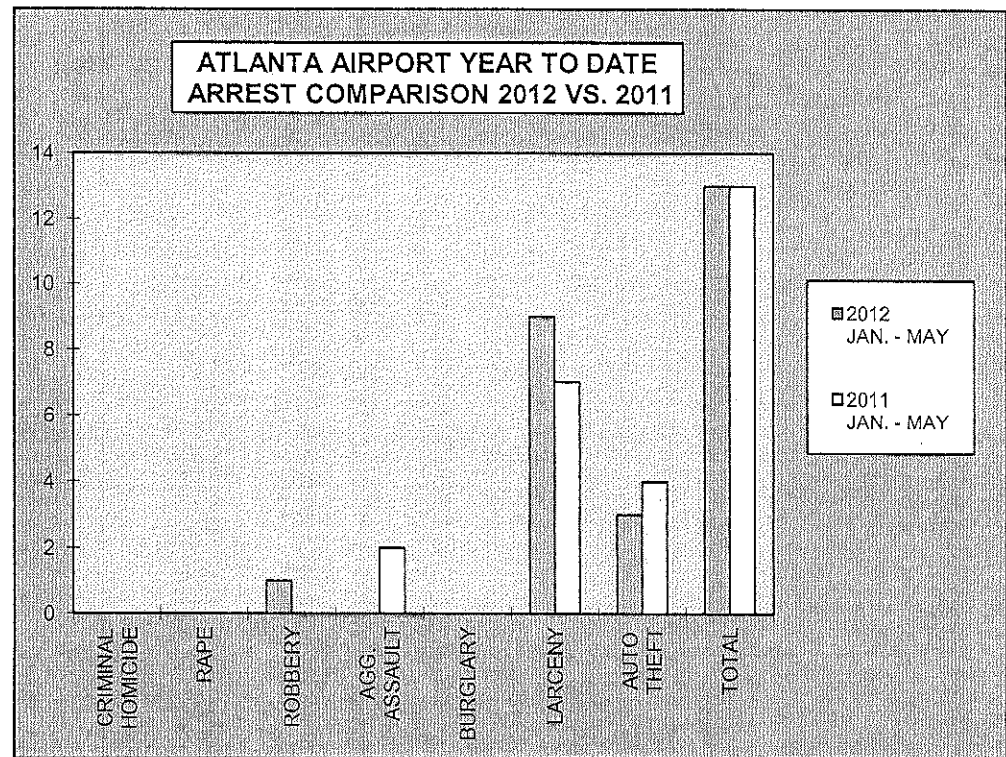
MAY ARREST COMPARISON				
CRIME	MAY 2012	MAY 2011	# DIFFERENCE	% DIFFERENCE
CRIMINAL HOMICIDE	0	0	0	0%
RAPE	0	0	0	0%
ROBBERY	1	0	1	100%
AGG. ASSAULT	0	0	0	0%
BURGLARY	0	0	0	0%
LARCENY	2	0	2	100%
AUTO THEFT	2	2	0	0%
TOTAL	5	2	3	150%

FIRST 5 MONTHS ARREST COMPARISON				
CRIME	2012 JAN. - MAY	2011 JAN. - MAY	# DIFFERENCE	% DIFFERENCE
CRIMINAL HOMICIDE	0	0	0	0%
RAPE	0	0	0	0%
ROBBERY	1	0	1	100%
AGG. ASSAULT	0	2	-2	-100%
BURGLARY	0	0	0	0%
LARCENY	9	7	2	29%
AUTO THEFT	3	4	-1	-25%
TOTAL	13	13	0	0%

**ATLANTA AIRPORT MAY 2012 VS. MAY 2011
ARREST COMPARISON**



**ATLANTA AIRPORT YEAR TO DATE
ARREST COMPARISON 2012 VS. 2011**



**2012
ATLANTA AIRPORT
CLEAR-UP RATE**

CRIME	ATLANTA AIRPORT MAY 2012 CLEAR-UP RATE	ATLANTA AIRPORT MAY 2011 CLEAR-UP RATE
CRIMINAL HOMICIDE	0%	0%
RAPE	0%	0%
ROBBERY	100%	0%
AGG. ASSAULT	0%	0%
BURGLARY	0%	0%
LARCENY	4%	5%
AUTO THEFT	29%	133%

