

# FBI

## UNIFORM CRIME REPORTING

ATLANTA POLICE DEPARTMENT

226 PEACHTREE STREET, SW

ATLANTA, GEORGIA 30303



NOVEMBER 2017

SUPPORT SERVICES DIVISION  
INFORMATION SERVICES SECTION

## TABLE OF CONTENTS

	Page
U. C. R. COMPARATIVE CRIME REPORT -----	1
RETURN A - MONTHLY RETURN OF OFFENSES KNOWN TO THE POLICE -----	2
PROPERTY STOLEN BY CLASSIFICATION -----	3
	3a
LAW ENFORCEMENT OFFICERS KILLED OR ASSAULTED -----	4
MONTHLY RETURN OF ARSON OFFENSES KNOWN TO LAW ENFORCEMENT -----	5
POLICE DISPOSITION OF JUVENILES -----	6
SUPPLEMENTARY HOMICIDE REPORT -----	7
SEX AND RACE OF PERSONS ARRESTED -----	8
	8a-8e
HOMICIDE COMPARISON REPORT -----	9
HOMICIDE BREAKDOWN REPORT -----	10
SEVEN MAJOR CRIMES - MONTHLY CRIME COMPARISON -----	11
SEVEN MAJOR CRIMES - YEAR TO DATE CRIME COMPARISON -----	12
SEVEN MAJOR CRIMES ARREST MONTHLY AND YEAR TO DATE COMPARISON -----	13
CRIMES AGAINST PERSONS MONTHLY AND YEAR TO DATE COMPARISON -----	14
CRIMES AGAINST PROPERTY MONTHLY AND YEAR TO DATE COMPARISON -----	15
CRIMES AGAINST PERSONS & PROPERTY MONTHLY COMPARISON BY ZONES -----	16
CRIMES AGAINST PERSONS & PROPERTY YEAR TO DATE COMPARISON BY ZONES -----	17
SEVEN MAJOR CRIMES MONTHLY CRIME COMPARISON BY ZONES -----	18
SEVEN MAJOR CRIMES - YEAR TO DATE CRIME COMPARISON BY ZONES -----	19
SEVEN MAJOR CRIMES - MONTHLY CRIME COMPARISON - ZONE 1 -----	20
SEVEN MAJOR CRIMES - YEAR TO DATE CRIME COMPARISON - ZONE 1 -----	21
SEVEN MAJOR CRIMES - MONTHLY CRIME COMPARISON - ZONE 2 -----	22
SEVEN MAJOR CRIMES - YEAR TO DATE CRIME COMPARISON - ZONE 2 -----	23
SEVEN MAJOR CRIMES - MONTHLY CRIME COMPARISON - ZONE 3 -----	24
SEVEN MAJOR CRIMES - YEAR TO DATE CRIME COMPARISON - ZONE 3 -----	25
SEVEN MAJOR CRIMES - MONTHLY CRIME COMPARISON - ZONE 4 -----	26
SEVEN MAJOR CRIMES - YEAR TO DATE CRIME COMPARISON - ZONE 4 -----	27
SEVEN MAJOR CRIMES - MONTHLY CRIME COMPARISON - ZONE 5 -----	28
SEVEN MAJOR CRIMES - YEAR TO DATE CRIME COMPARISON - ZONE 5 -----	29
SEVEN MAJOR CRIMES - MONTHLY CRIME COMPARISON - ZONE 6 -----	30
SEVEN MAJOR CRIMES - YEAR TO DATE CRIME COMPARISON - ZONE 6 -----	31
CLEAR-UP RATE COMPARISON -----	32
<b>ATLANTA AIRPORT</b> -----	<b>33</b>
RETURN A - MONTHLY RETURN OF OFFENSES KNOWN TO THE POLICE -----	34
PROPERTY STOLEN BY CLASSIFICATION -----	35
	35a
LAW ENFORCEMENT OFFICERS KILLED OR ASSAULTED -----	36
SEX AND RACE OF PERSONS ARRESTED -----	37
	37a-37e
SEVEN MAJOR CRIMES - MONTHLY CRIME COMPARISON -----	38
SEVEN MAJOR CRIMES - YEAR TO DATE CRIME COMPARISON -----	39
SEVEN MAJOR CRIMES ARREST MONTHLY AND YEAR TO DATE COMPARISON -----	40
CLEAR-UP RATE COMPARISON -----	41

**NOVEMBER 2017**  
**U.C.R. COMPARATIVE CRIME REPORT**  
**SUPPORT SERVICES DIVISION**  
**RECORDS SECTION**

	NOVEMBER 2017		NOVEMBER 2016		COMPARATIVE ACTUAL	% CHANGE ACTUAL	COMPARATIVE CLEARED	% CHANGE CLEARED
MURDER	9	8	14	7	-5	-36%	1	14%
RAPE	53	16	6	2	47	783%	14	700%
ROBBERY	111	20	158	40	-47	-30%	-20	-50%
AGG. ASSAULT	232	71	216	85	16	7%	-14	-16%
BURGLARY - RESIDENCE	256		253		3	1%		
BURGLARY - NON-RESIDENCE	68	27	70	18	-2	-3%	9	50%
LARCENY - \$200 AND OVER	322		276		46	17%		
LARCENY - \$50 TO \$199	92	195	67	156	25	37%	39	25%
LARCENY - UNDER \$50	1,137		959		178	19%		
AUTO THEFT	315	30	268	18	47	18%	12	67%
<b>TOTAL</b>	<b>2,595</b>		<b>2,287</b>		<b>308</b>	<b>13%</b>		
AUTOS RECOVERED	22		20		2	10%		

	2017		2016		COMPARATIVE ACTUAL	% CHANGE ACTUAL	COMPARATIVE CLEARED	% CHANGE CLEARED
MURDER	78	76	105	74	-27	-26%	2	3%
RAPE	268	64	117	48	151	129%	16	33%
ROBBERY	1,299	294	1,927	435	-628	-33%	-141	-32%
AGG. ASSAULT	2,550	1,465	2,607	1,319	-57	-2%	146	11%
BURGLARY - RESIDENCE	2,398		3,119		-721	-23%		
BURGLARY - NON-RESIDENCE	694	239	870	315	-176	-20%	-76	-24%
LARCENY - \$200 AND OVER	3,101		2,917		184	6%		
LARCENY - \$50 TO \$199	821	1,926	766	2,152	55	7%	-226	-11%
LARCENY - UNDER \$50	10,854		11,213		-359	-3%		
AUTO THEFT	2,977	248	3,679	310	-702	-19%	-62	-20%
<b>TOTAL</b>	<b>25,040</b>		<b>27,320</b>		<b>-2,280</b>	<b>-8%</b>		
AUTOS RECOVERED	685		819		-134	-16%		

**RETURN A - MONTHLY RETURN OF OFFENSES KNOWN TO THE POLICE**

1-720b (Rev. 8-30-94)  
OMB No. 1110-0001

This report is authorized by law Title 28, Section 534, U. S. Code. While you are not required to respond, your cooperation in forwarding this report by the 7th day after the close of the month to Uniform Crime Reports, Federal Bureau of Investigation, Washington, D.C. 20535, will assist in compiling comprehensive, accurate national crime figures on a timely basis.

1	2	3	4	5	6
CLASSIFICATION OF OFFENSES	OFFENSES REPORTED OR KNOWN TO POLICE (INCLUDE "UNFOUNDED" AND ATTEMPTS)	UNFOUNDED, I.E., FALSE OR BASELESS COMPLAINTS	NUMBER OF ACTUAL OFFENSES (COLUMN 2 MINUS COLUMN 3) INCLUDE ATTEMPTS	TOTAL OFFENSES CLEARED BY ARREST OR EXCEPTIONAL MEANS (INCLUDES COL. 6)	NUMBER OF CLEARANCES INVOLVING ONLY PERSONS UNDER 18 YEARS OF AGE
1. CRIMINAL HOMICIDE					
a. MURDER AND NONNEGLIGENT HOMICIDE	11 9	0	9	8	0
b. MANSLAUGHTER BY NEGLIGENCE	12				
2. FORCIBLE RAPE TOTAL	20 70	17	53	16	2
a. Rape by Force	21 64	17	47	13	1
b. Attempts to commit Forcible Rape	22 6	0	6	3	1
3. ROBBERY TOTAL	30 111	0	111	20	1
a. Firearm	31 79	0	79	12	1
b. Knife or Cutting Instrument	32 2	0	2	0	0
c. Other Dangerous Weapon	33 7	0	7	1	0
d. Strong-Arm (Hands, Fists, Feet, etc.)	34 23	0	23	7	0
4. ASSAULT TOTAL	40 642	8	634	274	4
a. Firearm	41 123	1	122	24	2
b. Knife or cutting instrument	42 30	0	30	21	1
c. Other Dangerous Weapon	43 61	0	61	22	0
d. Strong-Arm	44 19	0	19	4	0
e. Other Assaults - Simple, Not Aggravated	45 409	7	402	203	1
5. BURGLARY TOTAL	50 326	2	324	27	4
a. Forcible Entry	51 241	0	241	20	2
b. Unlawful Entry - No Force	52 70	2	68	6	2
c. Attempted Forcible Entry	53 15	0	15	1	0
6. LARCENY THEFT TOTAL (except Motor Vehicle Theft)	60 1,569	18	1,551	195	12
7. MOTOR VEHICLE THEFT TOTAL	70 320	5	315	30	4
a. Autos	71 294	5	289	27	3
b. Trucks and Buses	72 14	0	14	2	0
c. Other Vehicles	73 12	0	12	1	1
GRAND TOTAL	77 3,047	50	2,997	570	27

CHECKING ANY OF THE APPROPRIATE BLOCKS BELOW WILL ELIMINATE YOUR NEED TO SUBMIT REPORTS WHEN THE VALUES ARE ZERO. THIS WILL ALSO AID THE NATIONAL PROGRAM IN ITS QUALITY CONTROL EFFORTS.

- NO SUPPLEMENTARY HOMICIDE REPORT SUBMITTED SINCE NO MURDERS, JUSTIFIABLE HOMICIDES, OR MANSLAUGHTER BY NEGLIGENCE OCCURRED IN THIS JURISDICTION DURING THE MONTH.
- NO SUPPLEMENT TO RETURN A REPORT SINCE NO CRIME OFFENSES OR RECOVERY OF PROPERTY REPORTED DURING THE MONTH.
- NO LAW ENFORCEMENT OFFICERS KILLED OR ASSAULTED REPORT SINCE NONE OF THE OFFICERS WERE ASSAULTED OR KILLED DURING THE MONTH.

- NO AGE, SEX, AND RACE OF PERSONS ARRESTED UNDER 18 YEARS OF AGE REPORT SINCE NO ARRESTS OF PERSONS WITHIN THIS AGE GROUP.
- NO AGE, SEX, AND RACE OF PERSONS ARRESTED 18 YEARS OF AGE AND OVER REPORT SINCE NO ARRESTS OF PERSONS WITHIN THIS AGE GROUP.
- NO MONTHLY RETURN OF ARSON OFFENSES KNOWN TO LAW ENFORCEMENT REPORT SINCE NO ARSONS OCCURRED.

DO NOT USE THIS SPACE

	INITIALS
RECORDED	
EDITED	
ENTERED	
ADJUSTED	
CORRECTED	

\* TOTALS INCLUDE PREVIOUS OFFENSES

NOVEMBER 2017

Month and Year of Report

GAAPD 0000

Agency Identifier

DECEMBER 14, 2017

Date

ATLANTA POLICE DEPARTMENT - GEORGIA

Agency and State

*[Signature]*  
Prepared By  
**J. SHIELDS**

LIEUTENANT

Title

CHIEF

Chief, Commissioner, Sheriff, or Superintendent

## PROPERTY STOLEN BY CLASSIFICATION

CLASSIFICATION	Number of Actual (Column 4)	Offenses Return A)	Monetary Value of Property Stolen
1. MURDER AND NONNEGLIGENT MANSLAUGHTER	12	9	\$ 0.00
2. FORCIBLE RAPE	20	53	\$ 1,000.00
3. ROBBERY			
(a) HIGHWAY (streets, alleys, etc.)	31	79	182,444.00
(b) COMMERCIAL HOUSE (except c, d, and f)	32	8	1,764.00
(c) GAS OR SERVICE STATION	33	1	3,100.00
(d) CONVENIENCE STORE	34	2	5,005.00
(e) RESIDENCE (anywhere on premises)	35	5	8.00
(f) BANK	36	1	0.00
(g) MISCELLANEOUS	37	15	36,456.00
TOTAL ROBBERY	30	111	\$ 228,777.00
5. BURGLARY - BREAKING OR ENTERING			
(a) RESIDENCE (dwelling)			
(1) NIGHT (6 p.m. - 6 a.m.)	51	95	147,199.00
(2) DAY (6 a.m. - 6 p.m.)	52	161	236,870.00
(3) UNKNOWN	53	0	0.00
(b) NON-RESIDENCE (store, office, etc.)			
(1) NIGHT (6 p.m. - 6 a.m.)	54	46	52,124.00
(2) DAY (6 a.m. - 6 p.m.)	55	22	205,219.00
(3) UNKNOWN	56	0	0.00
TOTAL BURGLARY	50	324	\$ 641,412.00
6. LARCENY - THEFT (Except Motor Vehicle Theft)			
(a) \$200 AND OVER	61	322	647,221.00
(b) \$50 TO \$200	62	92	9,308.00
(c) UNDER \$50	63	1,137	2,940.00
TOTAL LARCENY (Same as Item 6X)	60	1,551	\$ 659,469.00
7. MOTOR VEHICLE THEFT (Include Alleged Joy Ride)	70	315	\$ 315,798.00
GRAND TOTAL - ALL ITEMS	77		\$ 1,846,456.00
<b>ADDITIONAL ANALYSIS OF LARCENY AND MOTOR VEHICLE THEFT</b>			
6X. NATURE OF LARCENIES UNDER ITEM 6			
(a) POCKET-PICKING	81	3	804.00
(b) PURSE-SNATCHING	82	25	8,828.00
(c) SHOPLIFTING	83	240	20,363.00
(d) FROM MOTOR VEHICLES (except e)	84	909	429,614.00
(e) MOTOR VEHICLE PARTS AND ACCESSORIES	85	85	27,131.00
(f) BICYCLES	86	36	5,378.00
(g) FROM BUILDING (except c and h)	87	97	74,545.00
(h) FROM ANY COIN-OPERATED MACHINES (parking meters, etc.)	88	2	1,061.00
(i) ALL OTHER	89	154	91,745.00
TOTAL LARCENIES (Same as Item 6)	80	1,551	\$ 659,469.00
7X. MOTOR VEHICLES RECOVERED			
(a) STOLEN LOCALLY AND RECOVERED LOCALLY	91	18	
(b) STOLEN LOCALLY AND RECOVERED BY OTHER JURISDICTIONS	92	4	
(c) TOTAL LOCALLY STOLEN MOTOR VEHICLES RECOVERED (a & b)	93	22	
(d) STOLEN IN OTHER JURISDICTIONS AND RECOVERED LOCALLY	90	N/A	

**SUPPLEMENT TO RETURN A  
MONTHLY RETURN OF OFFENSES KNOWN TO THE POLICE**

1-706 (Rev.8-30-94)  
Form Approved  
OMB No. 1110-0007

This report is authorized by law, Title 28, Section 534, U. S. Code. While you are not required to respond, your cooperation in submitting this report with the Return A will assist the FBI in compiling comprehensive, accurate figures on a timely basis.

This form deals with the nature of crime and the monetary value of property stolen and recovered. The total offenses recorded on the form should be the same as the number of actual offenses listed in Column 4 of the Return A for each crime class. Include attempted crimes on this form, but do not include unfounded offenses. If you cannot complete the report in all areas, please record as much information as is available. Tally sheets will be sent upon request.

**PROPERTY BY TYPE AND VALUE**

Type of Property (1)	Data Entry	Monetary Value of Property Stolen in Your Jurisdiction	
		Stolen (2)	Recovered (3)
(A) Currency, Notes, Etc.	01	\$ 231,628.00	\$ 0.00
(B) Jewelry and Precious Metals	02	288,235.00	0.00
(C) Clothing and Furs	03	96,999.00	0.00
(D) Locally Stolen Motor Vehicles	04	315,798.00	10,021.00
(E) Office Equipment	05	10,230.00	0.00
(F) Televisions, Radios, Stereos, Etc.	06	285,229.00	0.00
(G) Firearms	07	14,034.00	0.00
(H) Household Goods	08	8,046.00	0.00
(I) Consumable Goods	09	18,458.00	0.00
(J) Livestock	10	0.00	0.00
(K) Miscellaneous	11	577,799.00	0.00
<b>TOTAL</b>	<b>00</b>	<b>\$ 1,846,456.00</b>	<b>\$ 10,021.00</b>

The total of this column should agree with the Grand Total (DATA ENTRY 77) shown on page 2.

Include in this column all property recovered even though stolen in prior months. The above is an accounting for only that property stolen in your jurisdiction. This will include property recovered for you by other jurisdictions, but not property you recover for them.

DECEMBER 14, 2017  
DATE

[Signature] LIEUTENANT  
PREPARED BY TITLE

[Signature] CHIEF  
CHIEF, COMMISSIONER, SHERIFF OR SUPERINTENDENT

NOVEMBER 2017 Month and Year of Report

GAAPD 0000 Agency Identifier

ATLANTA POLICE DEPARTMENT - GEORGIA  
Agency and State

**LAW ENFORCEMENT OFFICERS KILLED OR ASSAULTED**

It is requested this report be completed and transmitted with monthly crime reports to: Director, Federal Bureau of Investigation, Uniform Crime Reports, Washington, D. C. 20535. This form should be used to report the number of your officers who were assaulted or killed in the line of duty during the month. Additional information concerning officers killed will be requested by a separate questionnaire.

**OFFICERS KILLED**

Number of your law enforcement officers killed in the line of duty this month.

By felonious act

0

By accident or negligence

0

Officers Assaulted (Do not include officers killed) - See other side for instructions.

Type of Activity	Total Assaults by Weapon A	Type of Weapon				Two-Officer Vehicle F	Type of Assignment						Police Assaults Cleared M
		Firearm B	Knife or Other Cutting Instrument C	Other Dangerous Weapon D	Hands, Fists, Feet, etc. E		One-Officer Vehicle		Detective or Special Assign.		Other		
							Alone G	As-sisted H	Alone I	As-sisted J	Alone K	As-sisted L	
1. Responding to "Disturbance" calls (family quarrels, man with gun, etc.)	0												
2. Burglaries in progress or pursuing burglary suspects	0												
3. Robberies in progress or pursuing robbery suspects	0												
4. Attempting other arrests	0												
5. Civil disorder (riot, mass disobedience)	0												
6. Handling, transporting, custody of prisoners	0												
7. Investigating suspicious persons or circumstances	1			1				1					1
8. Ambush - no warning	0												
9. Mentally deranged	0												
10. Traffic pursuits and stops	1			1			1						
11. All Other	0												
<b>12. TOTAL (1-11)</b>	<b>2</b>	<b>0</b>	<b>0</b>	<b>2</b>	<b>0</b>	<b>0</b>	<b>1</b>	<b>1</b>	<b>0</b>	<b>0</b>	<b>0</b>	<b>0</b>	<b>1</b>
13. Number with personal injury	1			1									
14. Number without personal injury	1			1									
15. Time of assaults													
AM					1								
PM		1											

**DO NOT WRITE HERE**

Recorded	Initials
Edited	
Punched	
Verified	
Adjusted	
DOJ/FBI	

12:01 2:00 4:00 6:00 8:00 10:00 12:00

NOVEMBER 2017  
Month and Year  
ATLANTA POLICE DEPARTMENT  
Agency

GAAPD 0000  
Agency Identifier  
GEORGIA  
State

LIEUTENANT  
Title  
CHIEF  
Chief, Sheriff, Commissioner, Superintendent

MONTHLY RETURN OF ARSON OFFENSES KNOWN TO LAW ENFORCEMENT

DO-73 (2-11-82)  
Form Approved  
OMB No. 1110-0008

This report is authorized by law Title 28, Section 534, United States Code, and the enactment of the fiscal year 1979, Department of Justice Authorization Bill S. 3151. While you are not required to respond, your cooperation in using this form to report all incidents of arson which become known to your department during the month will assist the FBI in compiling comprehensive, accurate data on a timely basis. Instructions appear on reverse side.

1 PROPERTY CLASSIFICATION	2 Offenses Reported or Known to Police (Include Unfounded and Attempts)	3 Unfounded, i.e. False or Baseless Complaints	4 Number of Actual Offenses (Column 2 Minus Column 3 (Include Attempts)	5 Total Offenses Cleared by Arrest or Exceptional Means (Include Column 6)	6 Number of Clearances Involving Only Persons Under 18 Years of Age	7 Offenses Where Structures Uninhabited, Abandoned, or not Normally in Use	8 Estimated Value of Property Damage
<b>A. Single Occupancy Residential:</b> Houses, Townhouses, Duplexes, etc.	9	7	2			2	\$ 5,001.
<b>B. Other Residential:</b> Apartments, Tenements, Flats, Hotels, Motels, Inns, Dormitories, Boarding Houses, etc.	4	4					\$
<b>C. Storage:</b> Barns, Garages, Warehouses, etc.	2	2					\$
<b>D. Industrial/Manufacturing</b>							\$
<b>E. Other Commercial:</b> Stores, Restaurants, Offices, etc.	2	2					\$
<b>F. Community/Public:</b> Churches, Jails, Schools, Colleges, Hospitals, etc.							\$
<b>G. All Other Structure:</b> Out Buildings, Monuments, Buildings Under Construction, etc.							\$
<b>TOTAL STRUCTURE</b>	17	15	2			2	\$ 5,001.
<b>H. Motor Vehicles:</b> Automobiles, Trucks, Buses, Motorcycles, etc.:							\$
<b>I. Other Mobile Property:</b> Trailers, Recreational Vehicles, Airplanes, Boats, etc.	1	1					\$
<b>TOTAL MOBILE</b>	1	1					\$
<b>J. TOTAL OTHER</b> Crops, Timber, Fences, Signs, etc.							\$
<b>GRAND TOTAL</b>	18	16	2			2	\$ 5,001.

Agency Identifier GAAPD 0000 Month NOVEMBER 2017  
 Agency ATLANTA POLICE DEPARTMENT State GEORGIA  
 Prepared by [Signature] LIEUTENANT  
 Chief, Commissioner, Sheriff, or Superintendent CHIEF

DO NOT WRITE HERE			
Recorded			
Edited			
Entered			
Adjusted			
Corres.			

SSD/12-12-17



AGENCY IDENTIFIER GAAPD 0000 REPORTING PERIOD NOVEMBER 2017

AGENCY NAME ATLANTA POLICE DEPARTMENT

**POLICE DISPOSITION OF JUVENILES**

**-Not to include neglect or traffic cases-**

1. Handled within Department and released (Warning, released to parents, etc.)	_____
2. Referred to juvenile court or probation department.	_____ 59 _____
3. Referred to welfare agency.	_____
4. Referred to other police agency.	_____
5. Referred to criminal or adult court.	_____
TOTAL	_____ 59 _____

DECEMBER 14, 2017  
DATE

*[Signature]* LIEUTENANT  
PREPARED BY TITLE

*[Signature]* CHIEF  
APPROVED BY TITLE

**GCIC USE ONLY**

Recorded	_____
Reviewed	_____
Punched	_____
Verified	_____

RETURN TO  
Georgia Crime Information Center/Uniform Crime Reporting  
P. O. Box 1456  
Atlanta, Georgia 30301

Return on or before the 7th of the following month

GCIC/UCR-012 (9/74)

SUPPLEMENTARY HOMICIDE REPORT

This report is authorized by law Title 28, Section 534, United States Code. While you are not required to respond, your cooperation in using this form to list data pertaining to all homicides reported on your Return A will assist the FBI in compiling comprehensive, accurate data regarding this important classification on a timely basis.

1a. Murder and Nonnegligent Manslaughter

List below specific information for all offenses shown in item 1a of the monthly Return A. In addition, list all justifiable killings of felons by a citizen or by a peace officer in the line of duty. A brief explanation in the circumstances column regarding unfounded homicide offenses will aid the national Uniform Crime Reporting Program in editing the reports.

Incident	Situation*	Victim **			Offender**			Data Code		Weapon Used (Handgun, Rifle, Shotgun, Club, Poison, etc.)	Relationship of Victim to Offender (Husband, Wife, Son, Father, Acquaintance, Neighbor, Stranger, etc.)	Circumstances (Victim shot by robber, robbery victim shot robber, killed by patron during barroom brawl, etc.)
		Age	Sex	Race	Ethnicity	Age	Sex	Race	Ethnicity			
	B	34	M	B	N					HANDGUN	UNKNOWN	OTHER
	B	53	M	B	N					KNIFE	UNKNOWN	OTHER
	B	39	M	B	N					HANDGUN	UNKNOWN	OTHER
	D	22	M	W	H	23	M	W	H	HANDGUN	STRANGER	OTHER ARGUMENTS
		21	M	W	H					HANDGUN	STRANGER	OTHER ARGUMENTS
	B	45	M	B	N					HANDGUN	UNKNOWN	OTHER
	B	29	F	W	N					HANDGUN - 40 CAL.	UNKNOWN	OTHER
	A	32	F	B	N	26	F	B	N	KNIFE	ACQUAINTANCE	OTHER ARGUMENTS
	B	35	M	B	N					HANDGUN	UNKNOWN	OTHER

\*\* - See reverse side for explanation

DO NOT WRITE HERE				
Recorded				
Edited				
Punched				
Verified				
Adjusted				

NOVEMBER 2017  
Month and Year

GAAPD 0000  
Agency Identifier

ATLANTA POLICE DEPARTMENT  
Agency

GEORGIA  
State

Reported By: *[Signature]*  
Title: LIEUTENANT

Chief, Sheriff, Commissioner, Superintendent  
CHIEF







ATLANTA POLICE DEPARTMENT  
 AGE, SEX, AND RACE OF PERSONS ARRESTED  
 16 YEARS OF AGE AND UNDER

CLASSIFICATION OF OFFENSES	SEX	AGE							RACE					ETHNIC		
		09	10	12	13	14	15	16	TOTAL	White	Black	Native Amer.	Asian/Pacific	Wht. Hispanic	Blck Hispanic	
Murder/Nonnegligent Manslaughter	M															
	F															
Manslaughter by Negligence	M															
	F															
Forcible Rape	M															
	F															
Robbery	M				1			1								
	F															
Aggravated Assault	M						1	1								
	F						1	1								
Burglary- Breaking or Entering	M						1	2								
	F						1	1								
Larceny - Theft (except Motor Vehicle Theft)	M				4			6								
	F						1	3								
Motor Vehicle Theft	M				5		4	4								
	F						1	1								
Other Assaults	M															
	F															
Atson	M															
	F															
Forgery and Counterfeiting	M															
	F															
Fraud	M						1	1								
	F															
Embezzlement	M															
	F															
Stolen Property; Buying, Receiving, Possessing	M															
	F															
Vandalism	M															
	F						1	1								
Weapons	M				2			2								
	F															
Prostitution and Commercialized Vice	M															
	F															

ATLANTA POLICE DEPARTMENT  
 AGE, SEX, AND RACE OF PERSONS ARRESTED  
 16 YEARS OF AGE AND UNDER

CLASSIFICATION OF OFFENSES	SEX	AGE					TOTAL	RACE				ETHNIC				
		10-12		13-14		15		16	White	Black	Native Amer.	Asian/Pacific	Whi. Hispanic	Bk Hispanic		
		0-9	10-12	13-14	15	16										
17 Sex Offenses (except Rape and Prostitution)	M			1			1									
	F						0			1						
18 Drug Abuse Violations	M	0	0	0	1	1	2	0	2	0	0	0	0	0	0	0
	F	0	0	0	0	0	0	0	0	0	0	0	0	0	0	0
180 (1) Sale/Manufacturing Subtotal	M	0	0	0	1	0	1	0	1	0	0	0	0	0	0	0
	F	0	0	0	0	0	0	0	0	0	0	0	0	0	0	0
a Opium or Cocaine and their Derivatives	M						0									
	F						0									
b Marijuana	M				1		1									
	F						0		1							
c Synthetic Narcotics	M						0									
	F						0									
d Other Dangerous Non-Narcotic Drugs	M						0									
	F						0									
185 (2) Possession Subtotal	M	0	0	0	0	1	1	0	1	0	0	0	0	0	0	0
	F	0	0	0	0	0	0	0	0	0	0	0	0	0	0	0
e Opium or Cocaine and their Derivatives	M						0									
	F						0									
f Marijuana	M					1	1									
	F						0			1						
g Synthetic Narcotics	M						0									
	F						0									
h Other Dangerous Non-Narcotic Drugs	M						0									
	F						0									
19 Gambling Total	M	0	0	0	0	0	0	0	0	0	0	0	0	0	0	0
	F	0	0	0	0	0	0	0	0	0	0	0	0	0	0	0
a Bookmaking	M						0									
	F						0									
b Numbers and Lottery	M						0									
	F						0									
c All Other Gambling	M						0									
	F						0									
20 Offenses Against Family and Children	M						0									
	F						0									

ATLANTA POLICE DEPARTMENT  
AGE, SEX, AND RACE OF PERSONS ARRESTED  
16 YEARS OF AGE AND UNDER

MONTH NOVEMBER

YEAR 2017

CLASSIFICATION OF OFFENSES	SEX	AGE						RACE				ETHNIC							
		0 9		10 12		13 14		15		16		TOTAL	White	Black	Native Amer.	Asian/Pacific	Whl. Hispanic	Blck Hispanic	
Driving Under the Influence	M																		
	F																		
Liquor Laws	M																		
	F																		
Drunkenness	M																		
	F																		
Disorderly Conduct	M																		
	F																		
Vagrancy	M																		
	F																		
All Other Offenses (except Traffic)	M																		
	F																		
Suspicion	M																		
	F																		
Curfew and Loitering	M																		
	F																		
Run-Aways	M																		
	F																		
<b>Total</b>																			

NOVEMBER 2017  
Month and Year of Report

GAAPD 0000  
Agency Identifier

DECEMBER 14, 2017  
Date

*[Signature]*  
Prepared by

LIEUTENANT

ATLANTA POLICE DEPARTMENT - GEORGIA  
Agency and State

CHIEF  
Chief, Commissioner, Sheriff, or Superintendent



**UNIFORM CRIME REPORTING**

**LAW ENFORCEMENT  
OPERATIONS  
&  
MANAGEMENT**

**CRIME AREA COMPARISON**

**SUPPORT SERVICES DIVISION  
Information Services Section**

**NOVEMBER 2017  
NOVEMBER 2016**

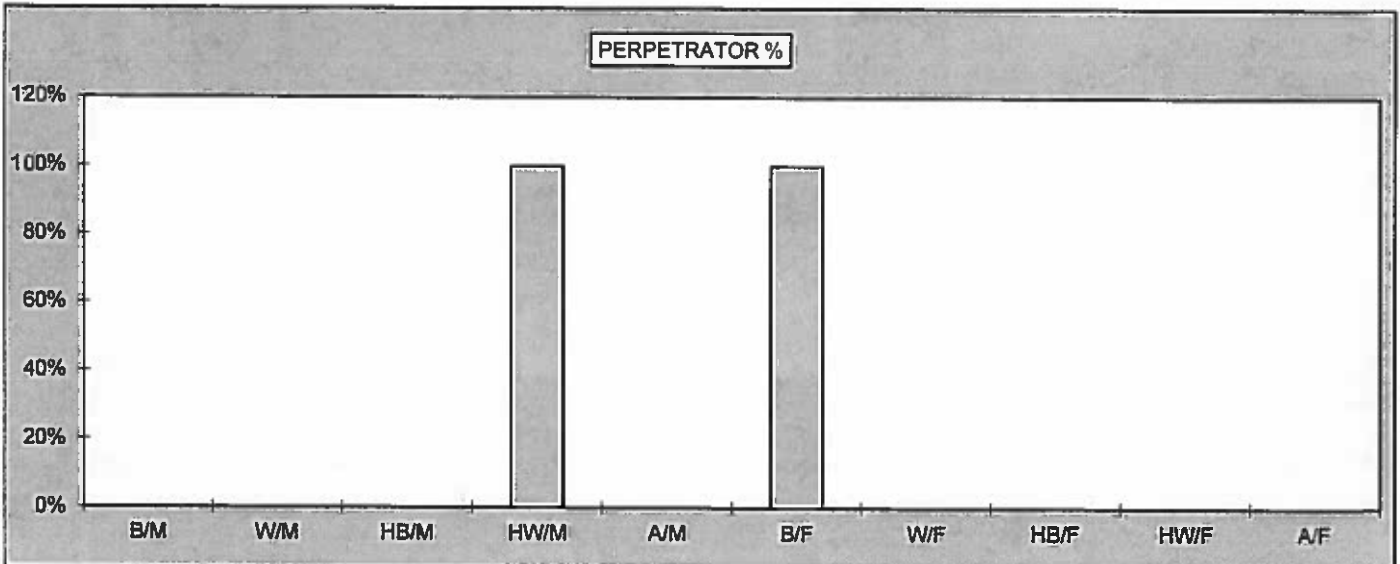
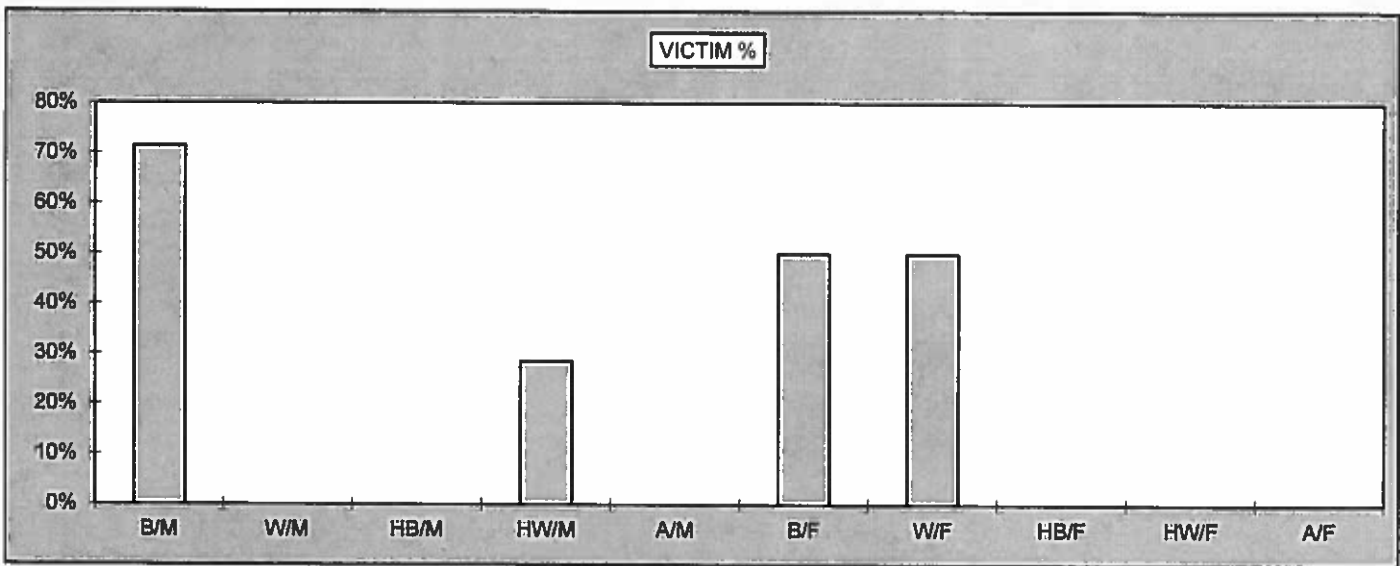
**2017  
NOVEMBER HOMICIDE COMPARISON  
BY RACE, SEX, AND ETHNIC ORIGIN**

	VICTIM	PERPETRATOR
B/M	5	0
W/M	0	0
HB/M	0	0
HW/M	2	2
A/M	0	0
<b>TOTAL MALES</b>	<b>7</b>	<b>2</b>
B/F	1	1
W/F	1	0
HB/F	0	0
HW/F	0	0
A/F	0	0
<b>TOTAL FEMALES</b>	<b>2</b>	<b>1</b>
<b>TOTAL</b>	<b>9</b>	<b>3</b>

	VICTIM %	PERPETRATOR %
B/M	71%	0%
W/M	0%	0%
HB/M	0%	0%
HW/M	29%	100%
A/M	0%	0%

B/F	50%	100%
W/F	50%	0%
HB/F	0%	0%
HW/F	0%	0%
A/F	0%	0%

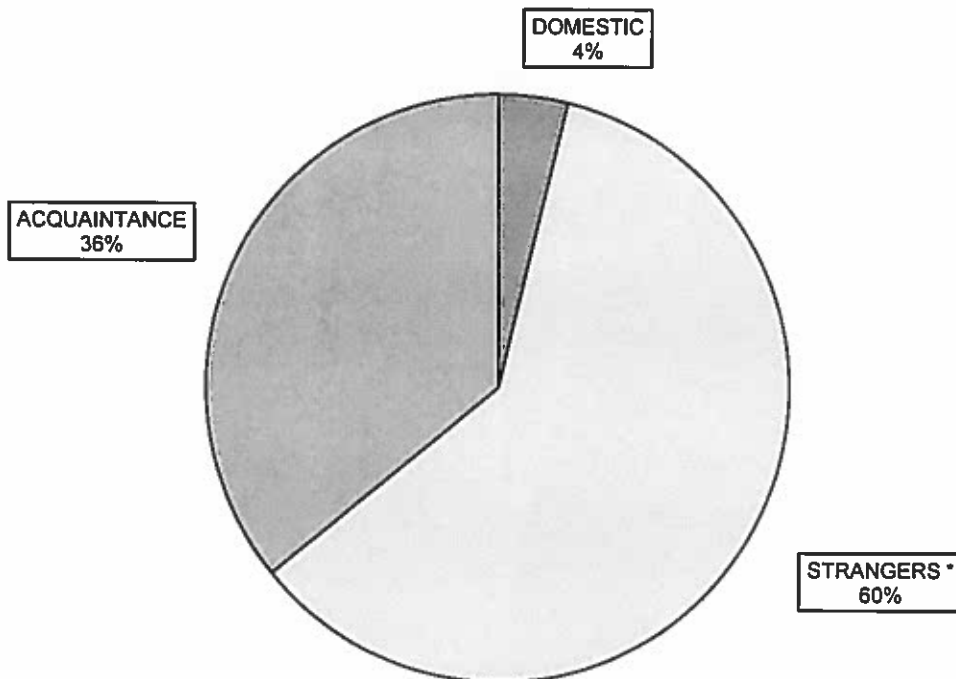
**PERPETRATOR UNKNOWN FOR 6 HOMICIDES**



**2017  
HOMICIDE BREAKDOWN  
YEAR TO DATE**

<b>NOVEMBER</b>							
MONTH	ACTUAL	DOMESTIC	%	STRANGERS *	%	ACQUAINTANCE	%
JANUARY	11	1	9%	6	55%	4	36%
FEBRUARY	4	1	25%	2	50%	1	25%
MARCH	2	0	0%	1	50%	1	50%
APRIL	6	0	0%	4	67%	2	33%
MAY	4	1	25%	1	25%	2	50%
JUNE	10	0	0%	4	40%	6	60%
JULY	9	0	0%	7	78%	2	22%
AUGUST	6	0	0%	2	33%	4	67%
SEPTEMBER	5	0	0%	4	80%	1	20%
OCTOBER	12	0	0%	8	67%	4	33%
NOVEMBER	9	0	0%	8	89%	1	11%
DECEMBER							
<b>TOTAL</b>	<b>78</b>	<b>3</b>	<b>4%</b>	<b>47</b>	<b>60%</b>	<b>28</b>	<b>36%</b>

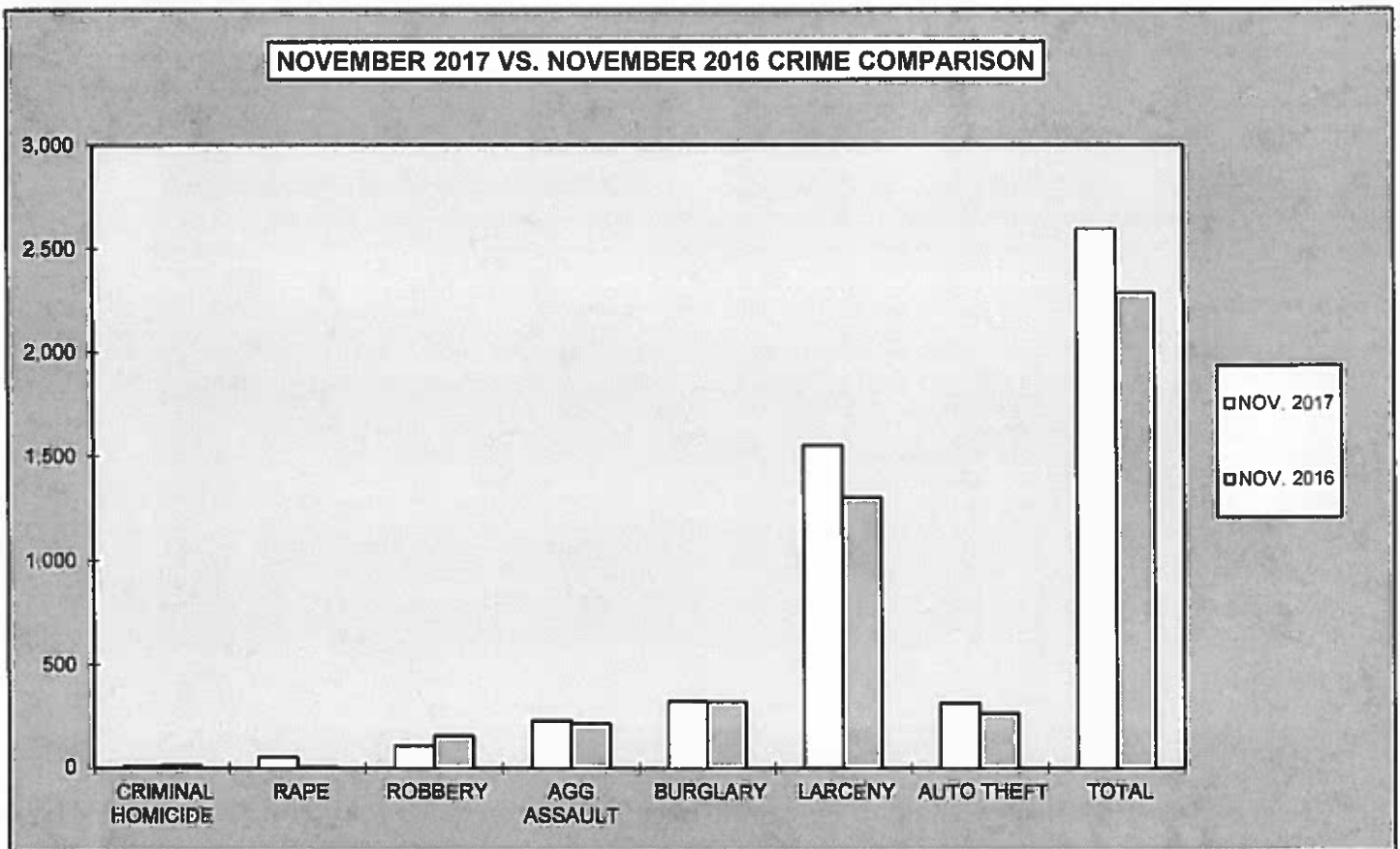
**HOMICIDE BREAKDOWN BY VICTIM/OFFENDER RELATIONSHIP**



\* UNKNOWN INCLUDED IN WITH STRANGERS

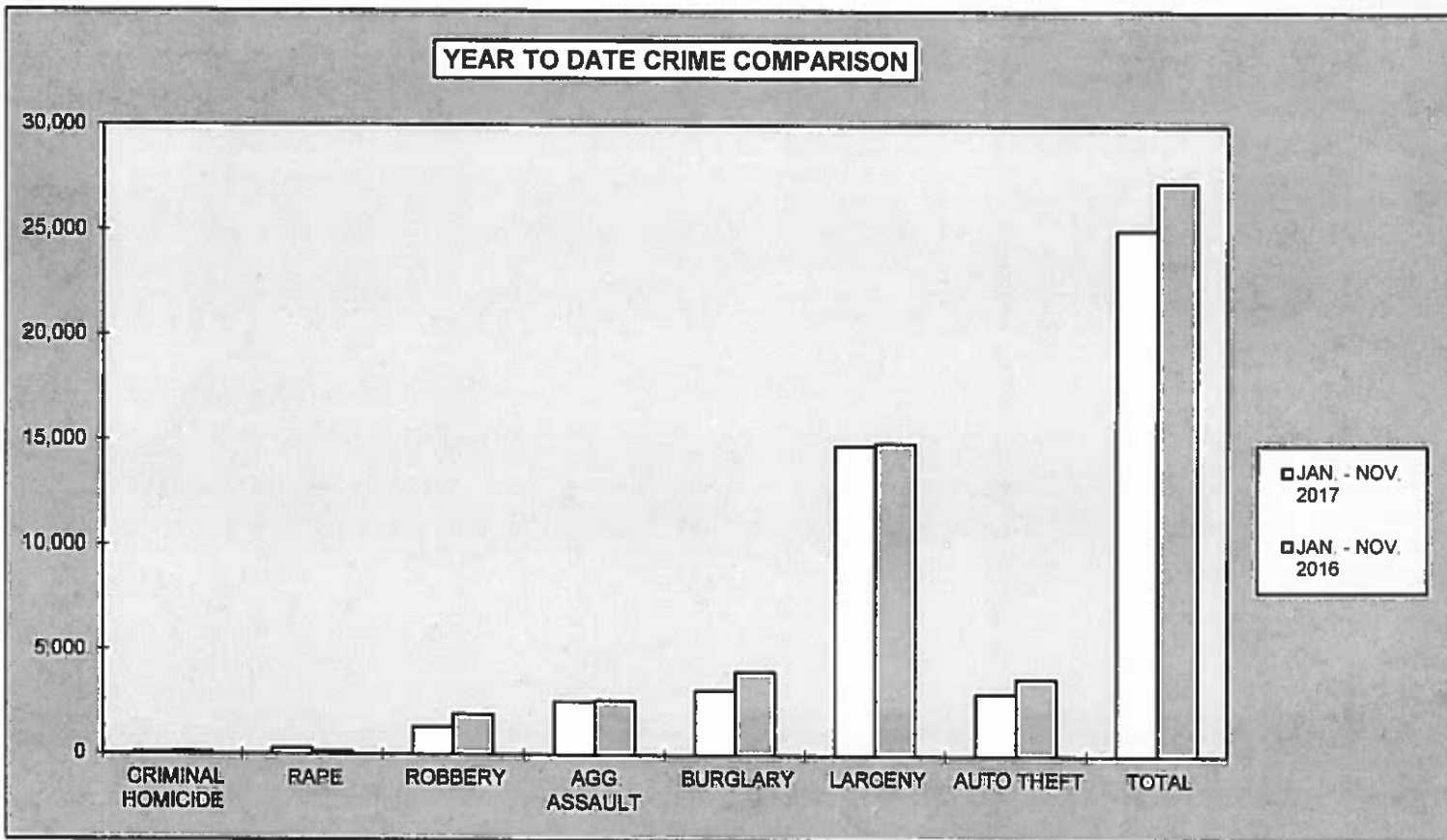
**2017  
MONTHLY CRIME COMPARISON**

CRIME	NOV. 2017	NOV. 2016	# DIFFERENCE	% DIFFERENCE
CRIMINAL HOMICIDE	9	14	-5	-36%
RAPE	53	6	47	783%
ROBBERY	111	158	-47	-30%
AGG. ASSAULT	232	216	16	7%
BURGLARY	324	323	1	0%
RESIDENCE	256	253	3	1%
NON-RESIDENCE	68	70	-2	-3%
LARCENY	1,551	1,302	249	19%
POCKETPICKING	3	2	1	50%
PURSE SNATCHING	25	24	1	4%
SHOPLIFTING	240	211	29	14%
FROM MOTOR VEHICLES	909	708	201	28%
MOTOR VEH. PARTS/ACCESSORIES	85	66	19	29%
BICYCLES	36	21	15	71%
FROM BUILDINGS	97	124	-27	-22%
FROM COIN OPERATED MACHINES	2	5	-3	-60%
ALL OTHER	154	141	13	9%
AUTO THEFT	315	268	47	18%
<b>TOTAL</b>	<b>2,595</b>	<b>2,287</b>	<b>308</b>	<b>13%</b>



**2017  
YEAR TO DATE CRIME COMPARISON**

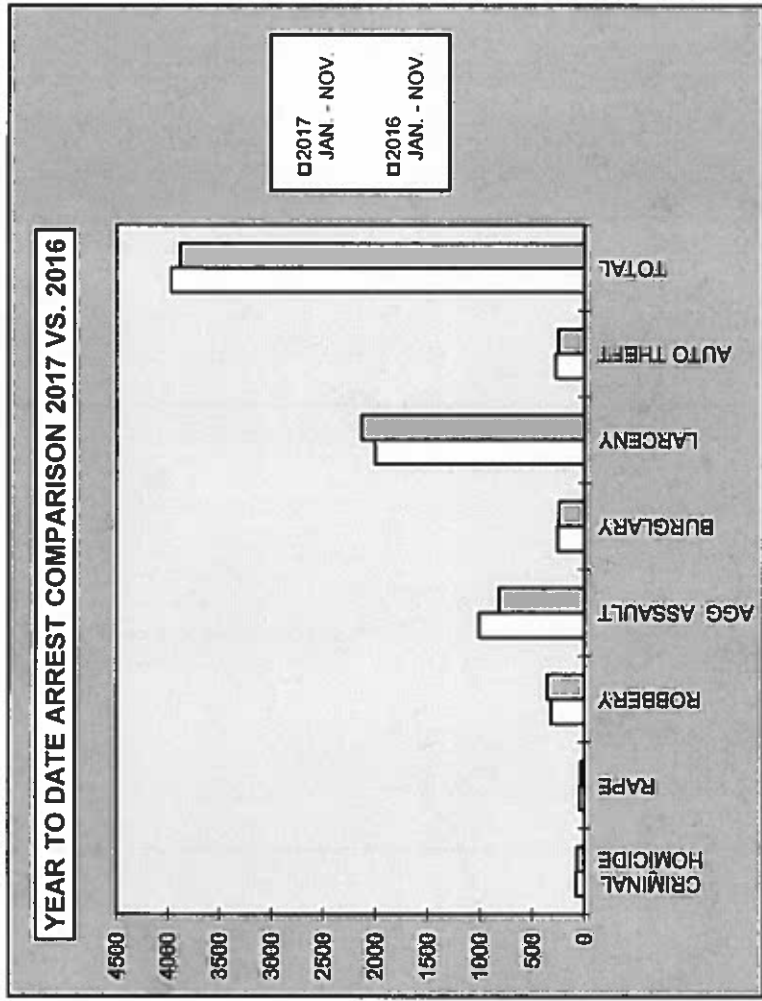
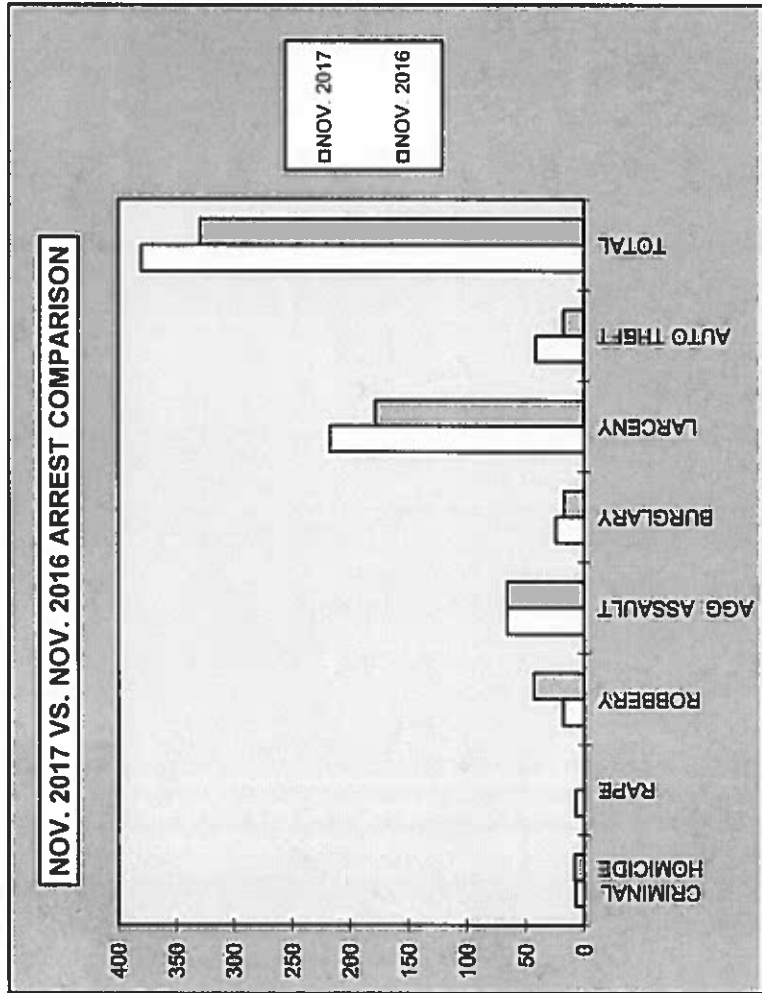
<b>FIRST 11 MONTHS</b>				
<b>CRIME</b>	<b>JAN - NOV 2017</b>	<b>JAN - NOV 2016</b>	<b># DIFFERENCE</b>	<b>% DIFFERENCE</b>
CRIMINAL HOMICIDE	78	105	-27	-26%
RAPE	268	117	151	129%
ROBBERY	1,299	1,927	-628	-33%
AGG. ASSAULT	2,550	2,607	-57	-2%
BURGLARY	3,092	3,989	-897	-22%
RESIDENCE	2,398	3,119	-721	-23%
NON-RESIDENCE	694	870	-176	-20%
LARCENY	14,776	14,896	-120	-1%
POCKETPICKING	69	58	11	19%
PURSE SNATCHING	241	268	-27	-10%
SHOPLIFTING	2,192	2,332	-140	-6%
FROM MOTOR VEHICLES	8,033	8,067	-34	0%
MOTOR VEH. PARTS/ACCESSORIES	773	903	-130	-14%
BICYCLES	257	267	-10	-4%
FROM BUILDINGS	1,228	1,328	-100	-8%
FROM COIN OPERATED MACHINES	17	36	-19	-53%
ALL OTHER	1,966	1,637	329	20%
AUTO THEFT	2,977	3,679	-702	-19%
<b>TOTAL</b>	<b>25,040</b>	<b>27,320</b>	<b>-2,280</b>	<b>-8%</b>



**2017  
ARREST COMPARISON**

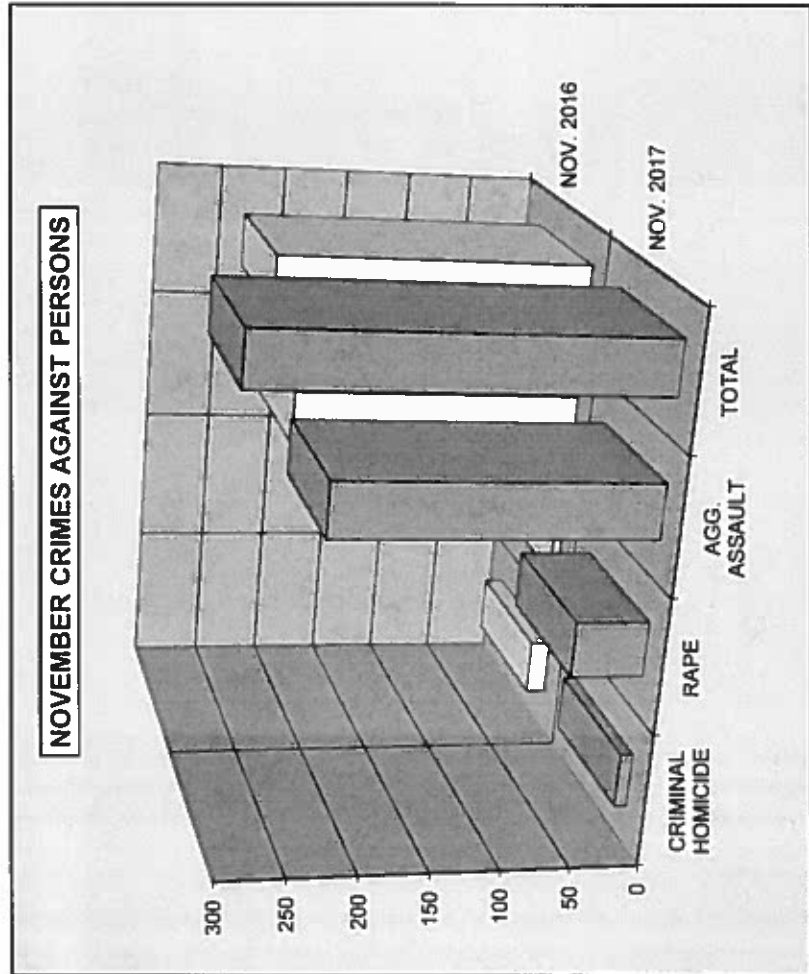
NOVEMBER ARREST COMPARISON					
CRIME	NOV. 2017	NOV. 2016	# DIFFERENCE	% DIFFERENCE	
CRIMINAL HOMICIDE	7	8	-1	-13%	
RAPE	7	0	7	100%	
ROBBERY	18	43	-25	-58%	
AGG. ASSAULT	66	66	0	0%	
BURGLARY	24	17	7	41%	
LARCENY	217	178	39	22%	
AUTO THEFT	41	17	24	141%	
<b>TOTAL</b>	<b>380</b>	<b>329</b>	<b>51</b>	<b>16%</b>	

FIRST 11 MONTHS ARREST COMPARISON					
CRIME	2017 JAN. - NOV.	2016 JAN. - NOV.	# DIFFERENCE	% DIFFERENCE	
CRIMINAL HOMICIDE	75	68	7	10%	
RAPE	40	28	12	43%	
ROBBERY	318	354	-36	-10%	
AGG. ASSAULT	1,007	817	190	23%	
BURGLARY	257	244	13	5%	
LARCENY	2,003	2,128	-125	-6%	
AUTO THEFT	274	247	27	11%	
<b>TOTAL</b>	<b>3,974</b>	<b>3,886</b>	<b>88</b>	<b>2%</b>	

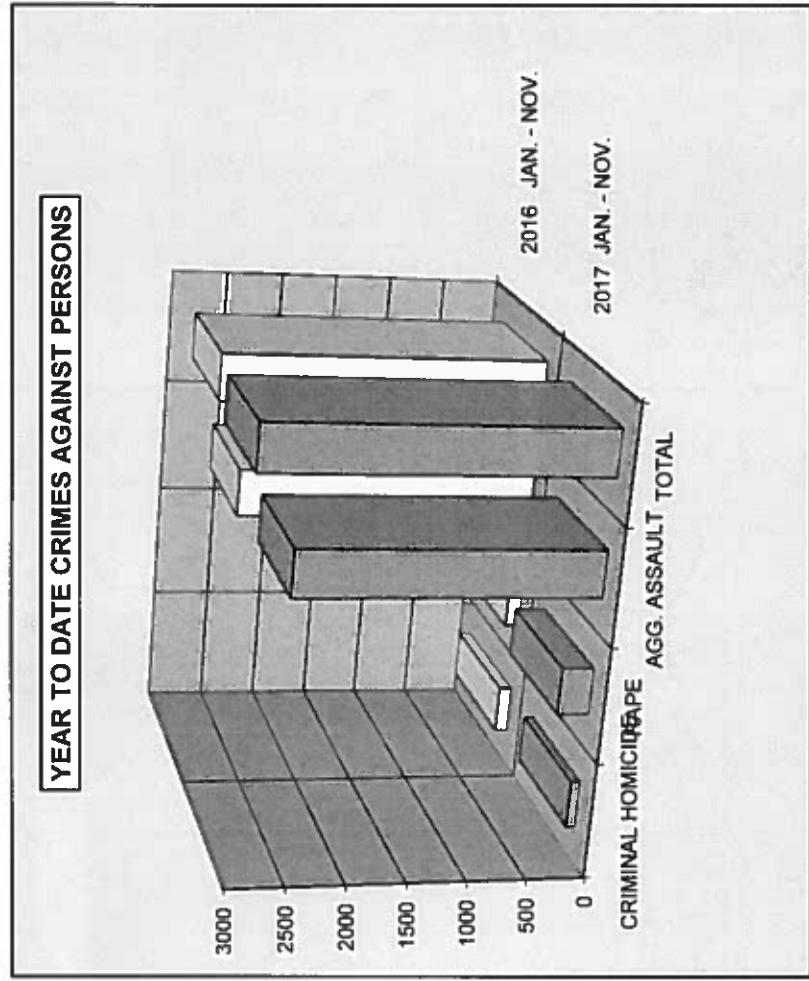


**2017  
CRIME COMPARISON  
CRIMES AGAINST PERSONS**

<b>NOVEMBER</b>					
CRIME	NOV. 2017	NOV. 2016	# DIFFERENCE	% DIFFERENCE	
CRIMINAL HOMICIDE	9	14	-5	-36%	
RAPE	53	6	47	783%	
AGG. ASSAULT	232	216	16	7%	
<b>TOTAL</b>	<b>294</b>	<b>236</b>	<b>58</b>	<b>25%</b>	

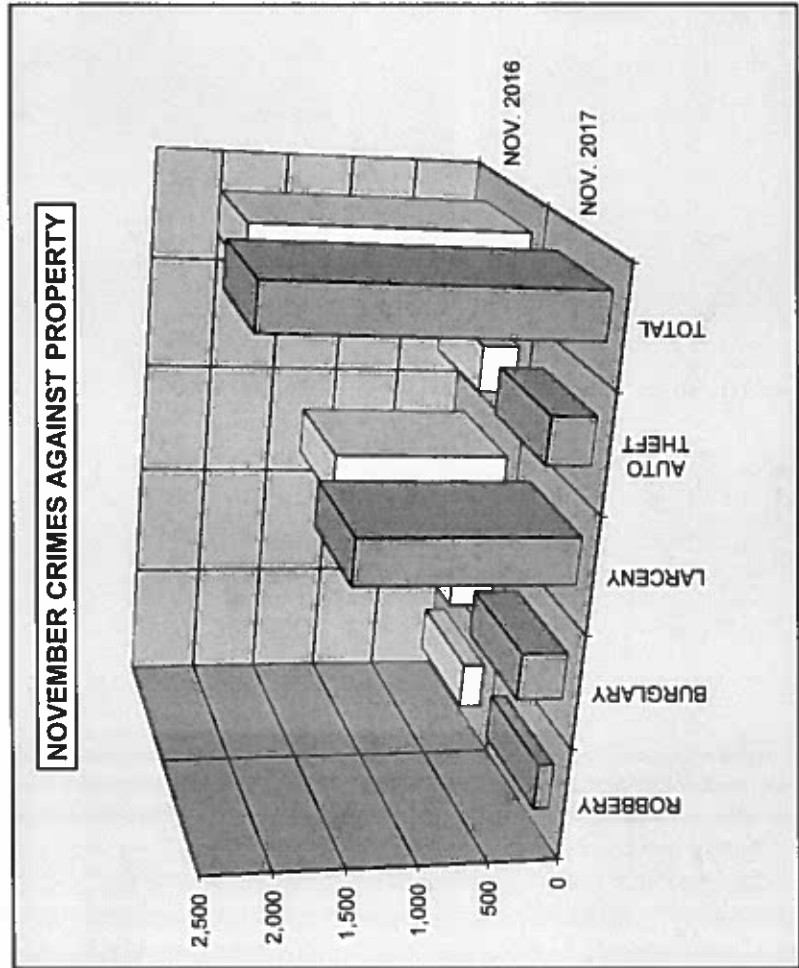


<b>FIRST 11 MONTHS</b>					
CRIME	2017 JAN - NOV	2016 JAN - NOV	# DIFFERENCE	% DIFFERENCE	
CRIMINAL HOMICIDE	78	105	-27	-26%	
RAPE	268	117	151	129%	
AGG. ASSAULT	2,550	2,607	-57	-2%	
<b>TOTAL</b>	<b>2,896</b>	<b>2,829</b>	<b>67</b>	<b>2%</b>	

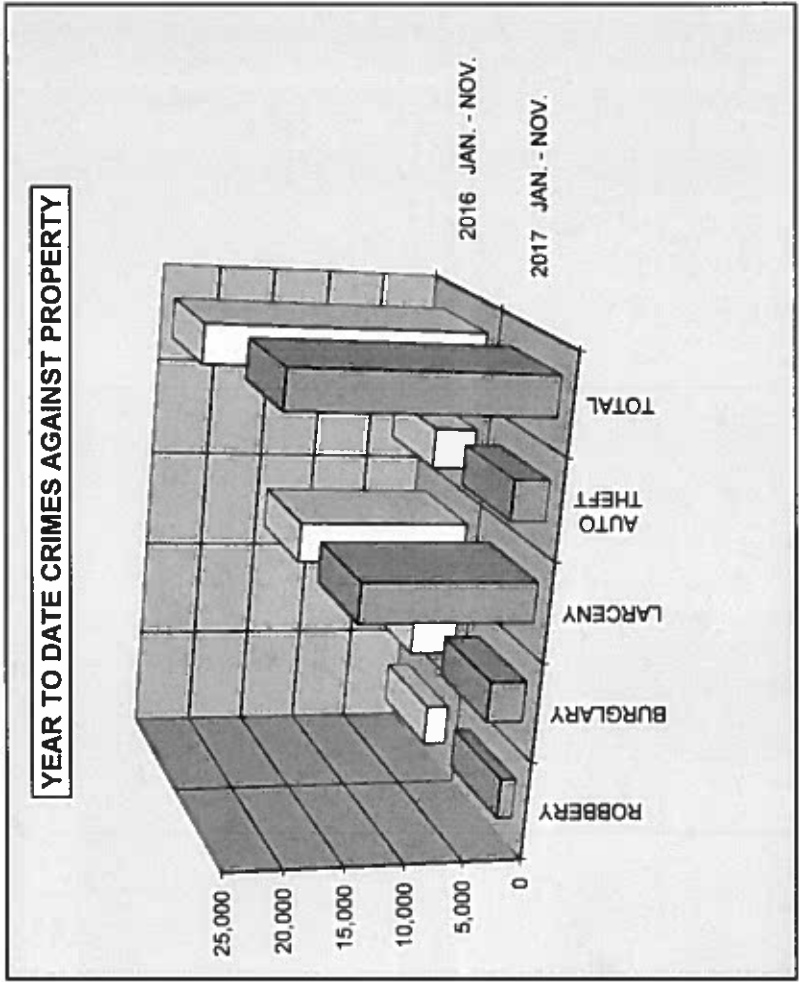


**2017  
CRIME COMPARISON  
CRIMES AGAINST PROPERTY**

<b>NOVEMBER</b>					
CRIME	NOV 2017	NOV 2016	# DIFFERENCE	% DIFFERENCE	
ROBBERY	111	158	-47	-30%	
BURGLARY	324	323	1	0%	
LARCENY	1,551	1,302	249	19%	
AUTO THEFT	315	268	47	18%	
<b>TOTAL</b>	<b>2,301</b>	<b>2,051</b>	<b>250</b>	<b>12%</b>	



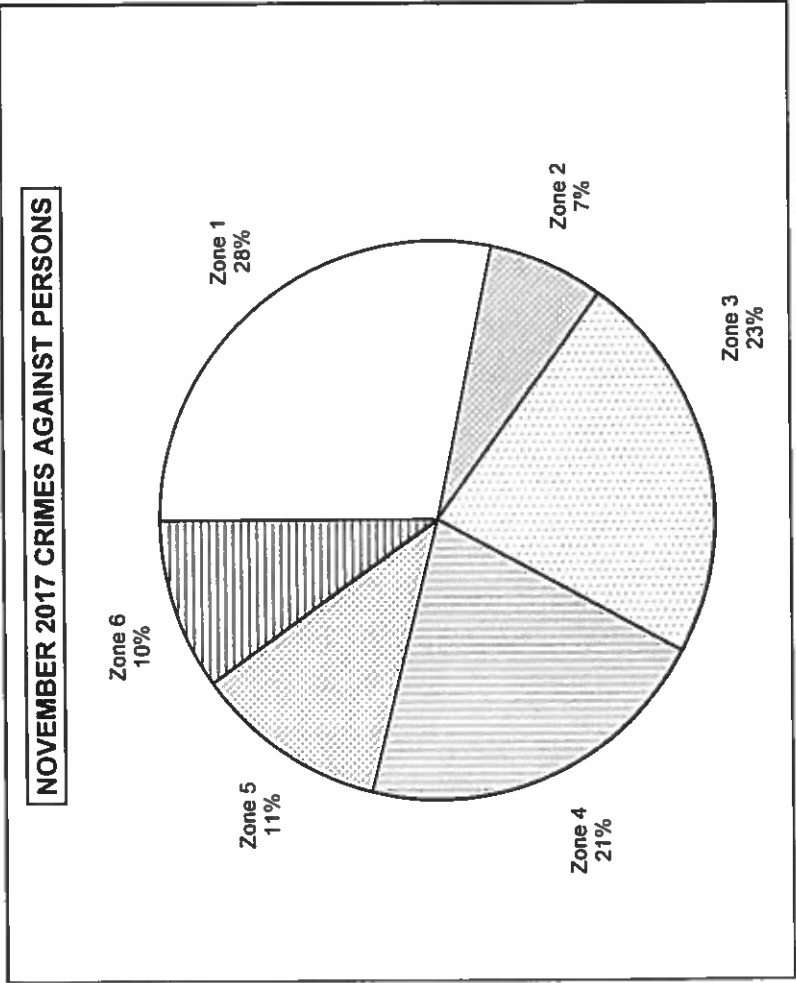
<b>FIRST 11 MONTHS</b>					
CRIME	2017 JAN. - NOV.	2016 JAN. - NOV.	# DIFFERENCE	% DIFFERENCE	
ROBBERY	1,299	1,927	-628	-33%	
BURGLARY	3,092	3,989	-897	-22%	
LARCENY	14,776	14,896	-120	-1%	
AUTO THEFT	2,977	3,679	-702	-19%	
<b>TOTAL</b>	<b>22,144</b>	<b>24,491</b>	<b>-2,347</b>	<b>-10%</b>	



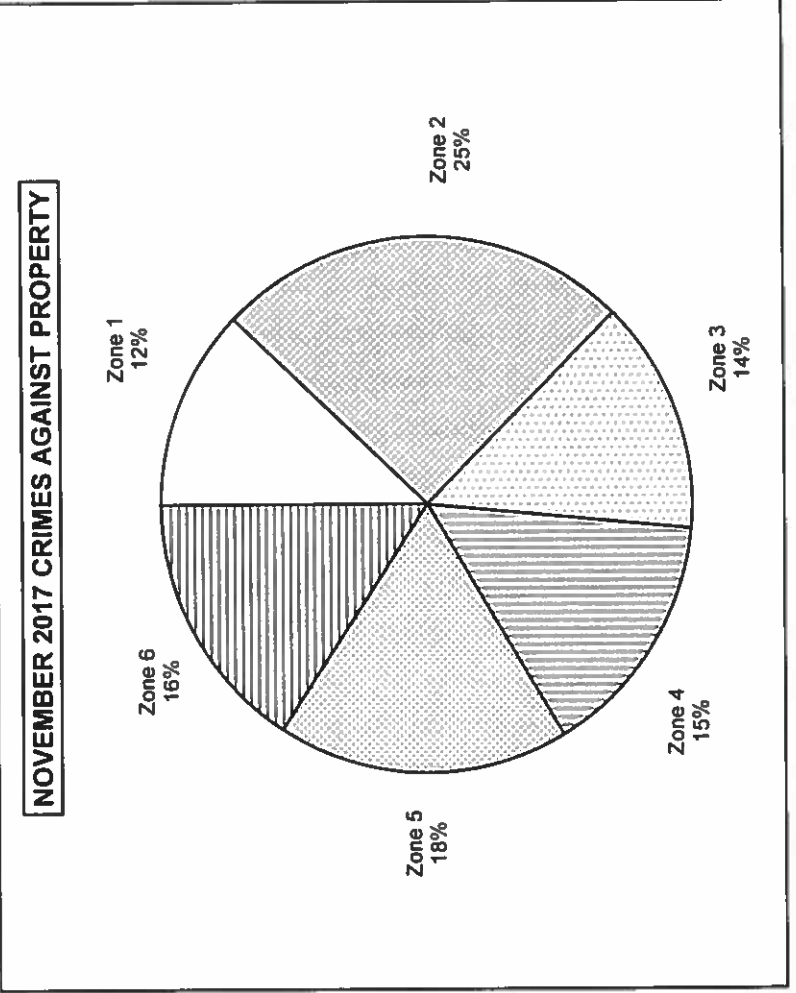


**2017  
AREA BREAKDOWN  
CRIMES AGAINST PERSONS AND PROPERTY**

NOVEMBER 2017 CRIMES AGAINST PERSONS BY ZONE						
CRIME	Zone 1	Zone 2	Zone 3	Zone 4	Zone 5	Zone 6
CRIMINAL HOMICIDE	5	0	1	0	3	0
RAPE	6	12	6	10	13	6
AGG. ASSAULT	72	8	60	52	17	23
<b>TOTAL CRIMES AGAINST PERSONS</b>	<b>83</b>	<b>20</b>	<b>67</b>	<b>62</b>	<b>33</b>	<b>29</b>

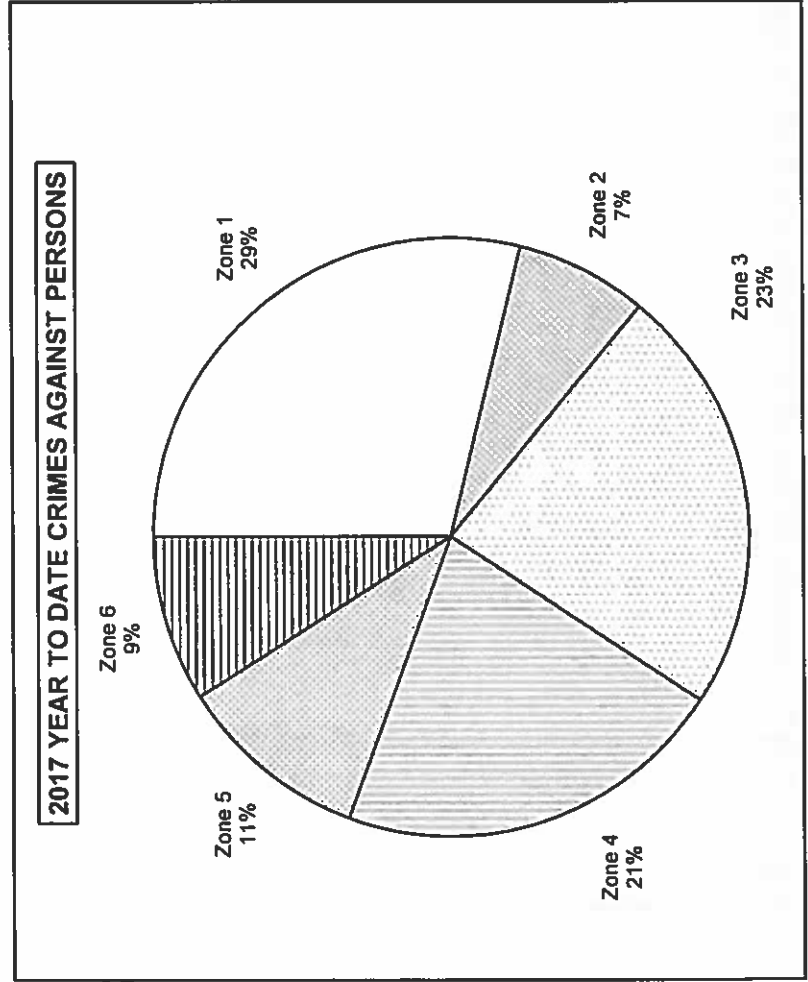


NOVEMBER 2017 CRIMES AGAINST PROPERTY BY ZONE						
CRIME	Zone 1	Zone 2	Zone 3	Zone 4	Zone 5	Zone 6
ROBBERY	18	18	19	22	13	21
BURGLARY	76	40	72	65	18	53
LARCENY	126	471	162	195	336	261
AUTO THEFT	60	52	71	63	40	29
<b>TOTAL CRIMES AGAINST PROPERTY</b>	<b>280</b>	<b>581</b>	<b>324</b>	<b>345</b>	<b>407</b>	<b>364</b>

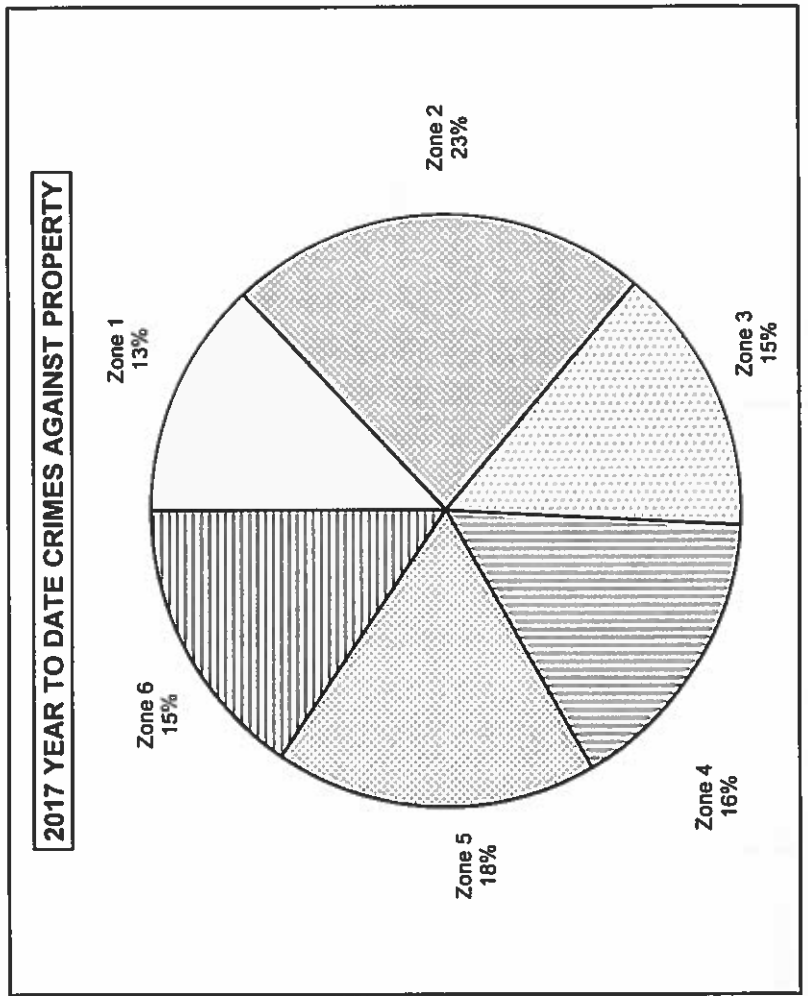


**2017  
YEAR TO DATE AREA BREAKDOWN  
CRIMES AGAINST PERSONS AND PROPERTY**

FIRST 11 MONTHS 2017 CRIMES AGAINST PERSONS BY ZONE						
CRIME	Zone 1	Zone 2	Zone 3	Zone 4	Zone 5	Zone 6
CRIMINAL HOMICIDE	25	7	19	14	8	5
RAPE	56	41	45	45	54	27
AGG. ASSAULT	754	161	606	561	241	227
<b>TOTAL CRIMES AGAINST PERSONS</b>	<b>835</b>	<b>209</b>	<b>670</b>	<b>620</b>	<b>303</b>	<b>259</b>

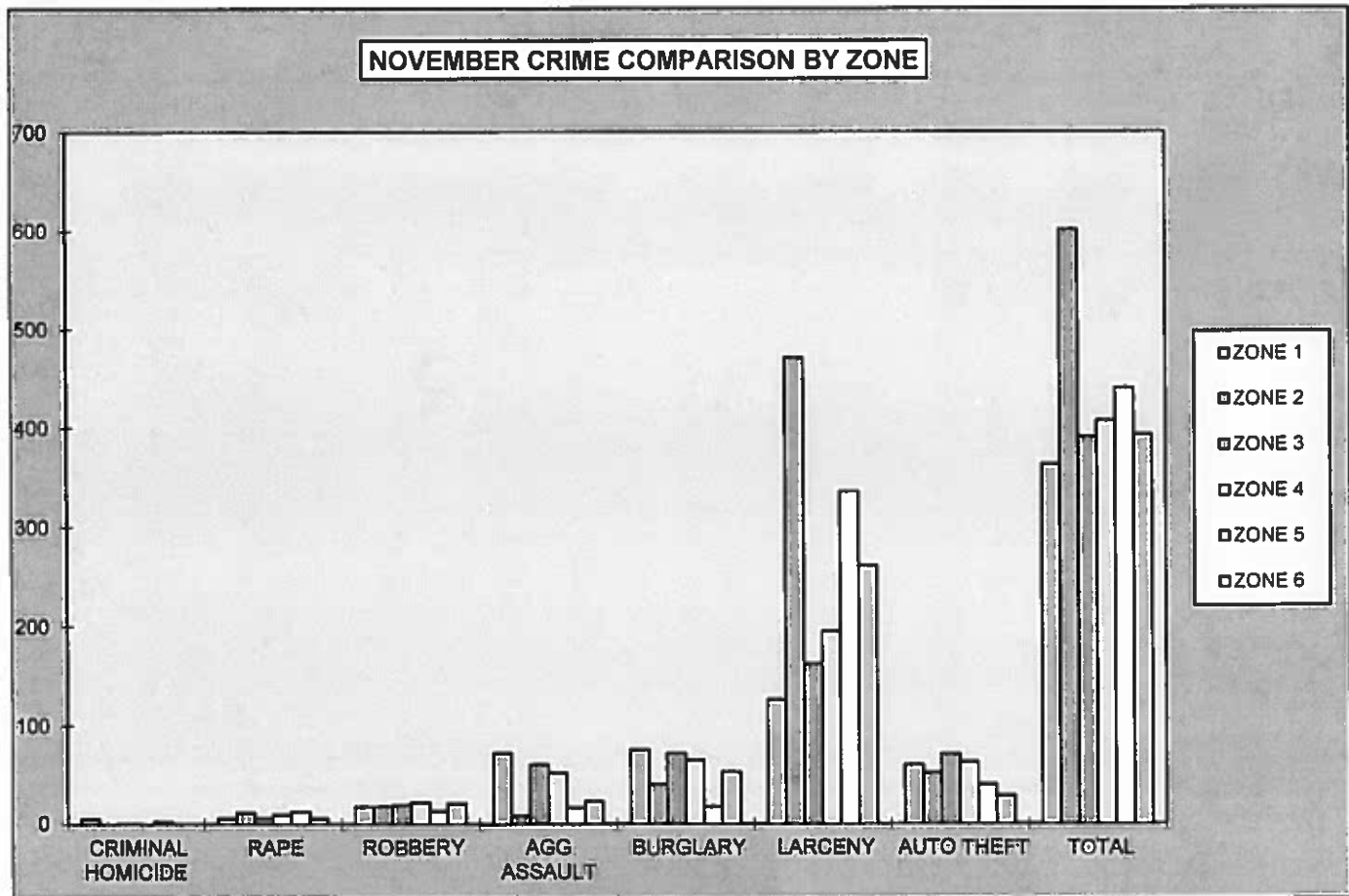


FIRST 11 MONTHS 2017 CRIMES AGAINST PROPERTY BY ZONE						
CRIME	Zone 1	Zone 2	Zone 3	Zone 4	Zone 5	Zone 6
ROBBERY	232	178	260	262	174	193
BURGLARY	670	444	613	724	182	459
LARCENY	1,473	3,977	1,706	1,954	3,172	2,494
AUTO THEFT	493	544	659	589	391	301
<b>TOTAL CRIMES AGAINST PROPERTY</b>	<b>2,868</b>	<b>5,143</b>	<b>3,238</b>	<b>3,529</b>	<b>3,919</b>	<b>3,447</b>



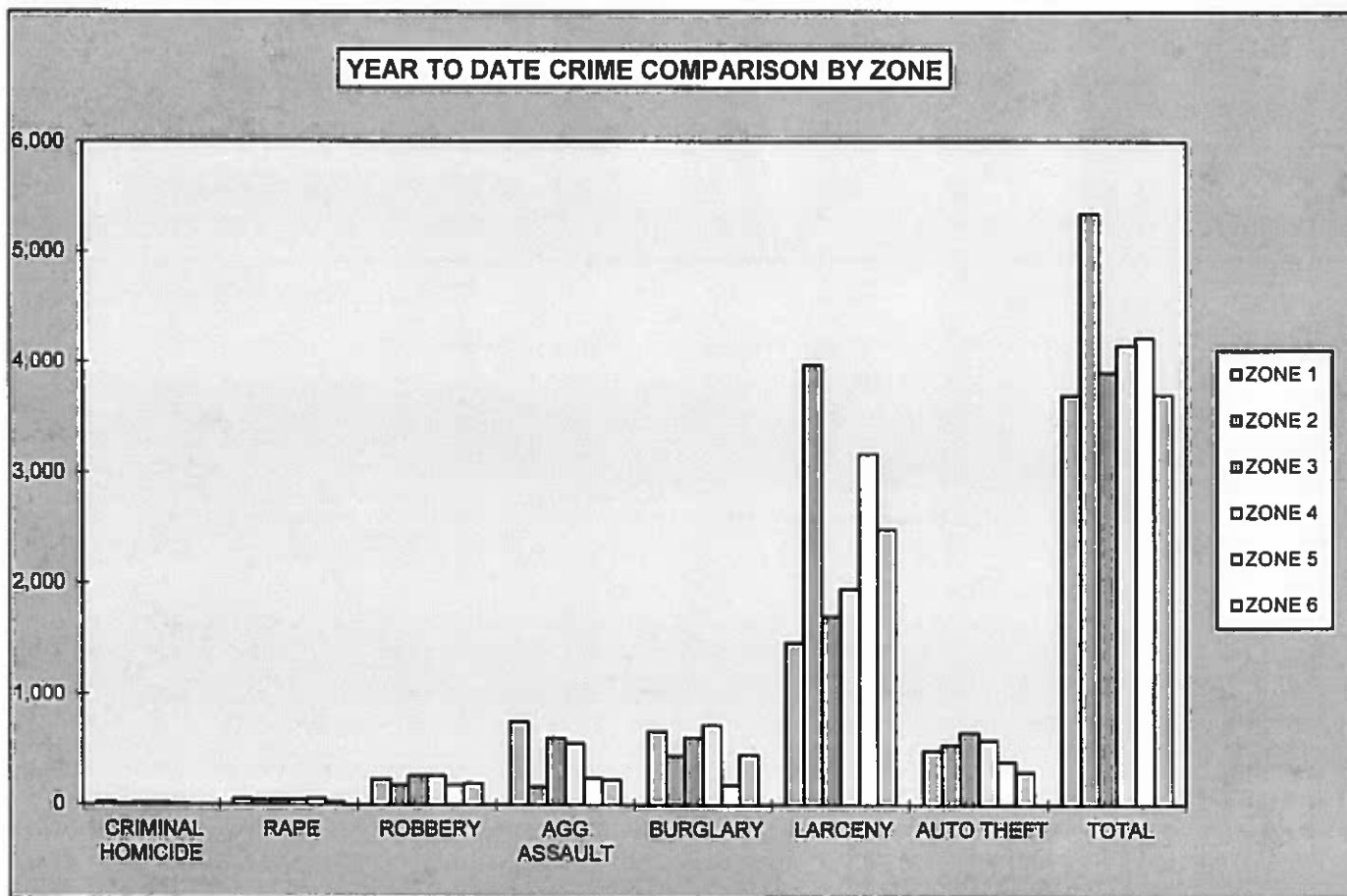
**2017  
AREA BREAKDOWN**

<b>NOVEMBER CRIME COMPARISON BY ZONE</b>						
<b>CRIME</b>	<b>ZONE 1</b>	<b>ZONE 2</b>	<b>ZONE 3</b>	<b>ZONE 4</b>	<b>ZONE 5</b>	<b>ZONE 6</b>
CRIMINAL HOMICIDE	5	0	1	0	3	0
RAPE	6	12	6	10	13	6
ROBBERY	18	18	19	22	13	21
AGG. ASSAULT	72	8	60	52	17	23
BURGLARY	76	40	72	65	18	53
RESIDENCE	67	26	62	47	8	46
NON-RESIDENCE	9	14	10	18	10	7
LARCENY	126	471	162	195	336	261
POCKETPICKING	0	0	1	0	2	0
PURSE SNATCHING	8	5	0	3	6	3
SHOPLIFTING	24	104	13	24	32	43
FROM MOTOR VEHICLES	52	272	96	119	214	156
MOTOR VEH. PARTS/ACCESSORIES	11	19	24	14	11	6
BICYCLES	1	4	2	0	12	17
FROM BUILDINGS	12	29	5	12	27	12
FROM COIN OPERATED MACHINES	0	0	0	2	0	0
ALL OTHER	18	38	21	21	32	24
AUTO THEFT	60	52	71	63	40	29
<b>TOTAL</b>	<b>363</b>	<b>601</b>	<b>391</b>	<b>407</b>	<b>440</b>	<b>393</b>



**2017  
YEAR TO DATE AREA BREAKDOWN**

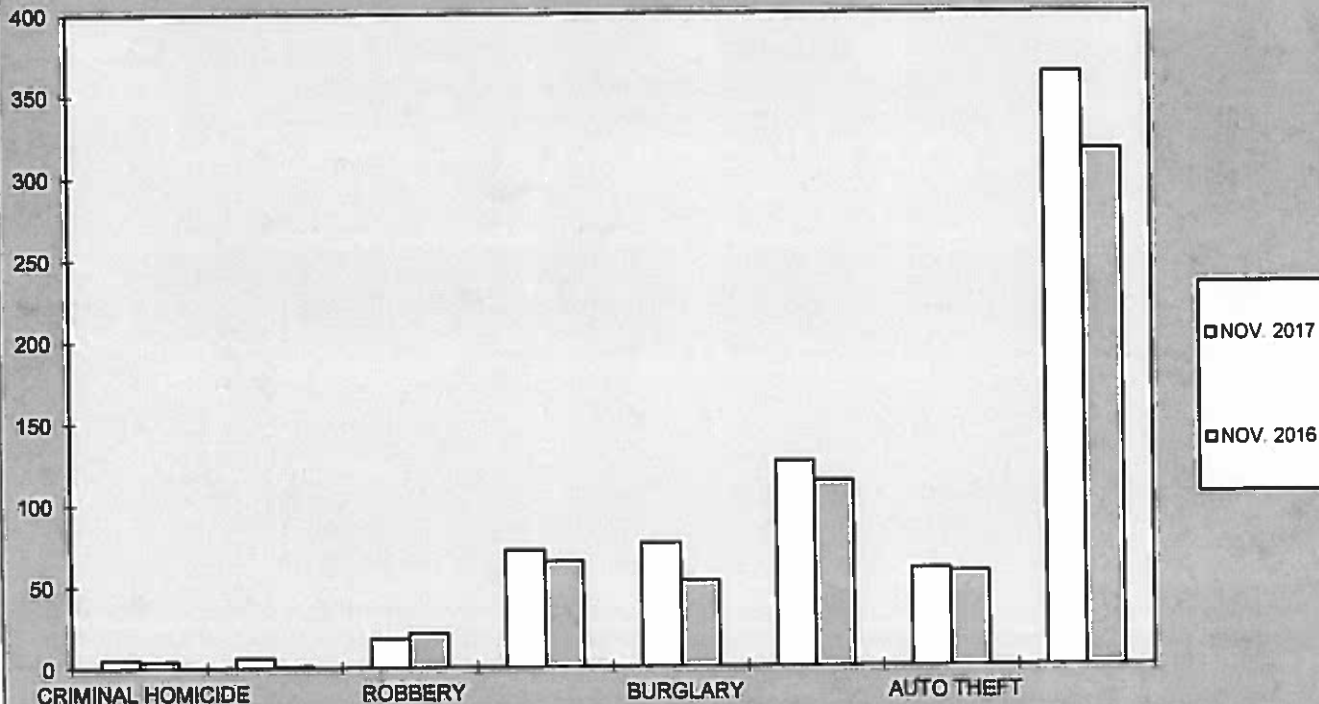
<b>FIRST 11 MONTHS CRIME COMPARISON</b>						
<b>CRIME</b>	<b>ZONE 1</b>	<b>ZONE 2</b>	<b>ZONE 3</b>	<b>ZONE 4</b>	<b>ZONE 5</b>	<b>ZONE 6</b>
CRIMINAL HOMICIDE	25	7	19	14	8	5
RAPE	56	41	45	45	54	27
ROBBERY	232	178	260	262	174	193
AGG. ASSAULT	754	161	606	561	241	227
BURGLARY	670	444	613	724	182	459
RESIDENCE	577	292	485	587	97	360
NON-RESIDENCE	93	152	128	137	85	99
LARCENY	1,473	3,977	1,706	1,954	3,172	2,494
POCKETPICKING	2	29	3	7	20	8
PURSE SNATCHING	48	30	30	50	55	28
SHOPLIFTING	209	861	144	263	288	427
FROM MOTOR VEHICLES	625	2,205	867	1,023	1,907	1,406
MOTOR VEH. PARTS/ACCESSORIES	166	112	177	131	115	72
BICYCLES	6	38	15	14	84	100
FROM BUILDINGS	143	292	124	133	409	127
FROM COIN OPERATED MACHINES	7	0	1	3	3	3
ALL OTHER	267	410	345	330	291	323
AUTO THEFT	493	544	659	589	391	301
<b>TOTAL</b>	<b>3,703</b>	<b>5,352</b>	<b>3,908</b>	<b>4,149</b>	<b>4,222</b>	<b>3,706</b>



**2017  
MONTHLY CRIME COMPARISON**

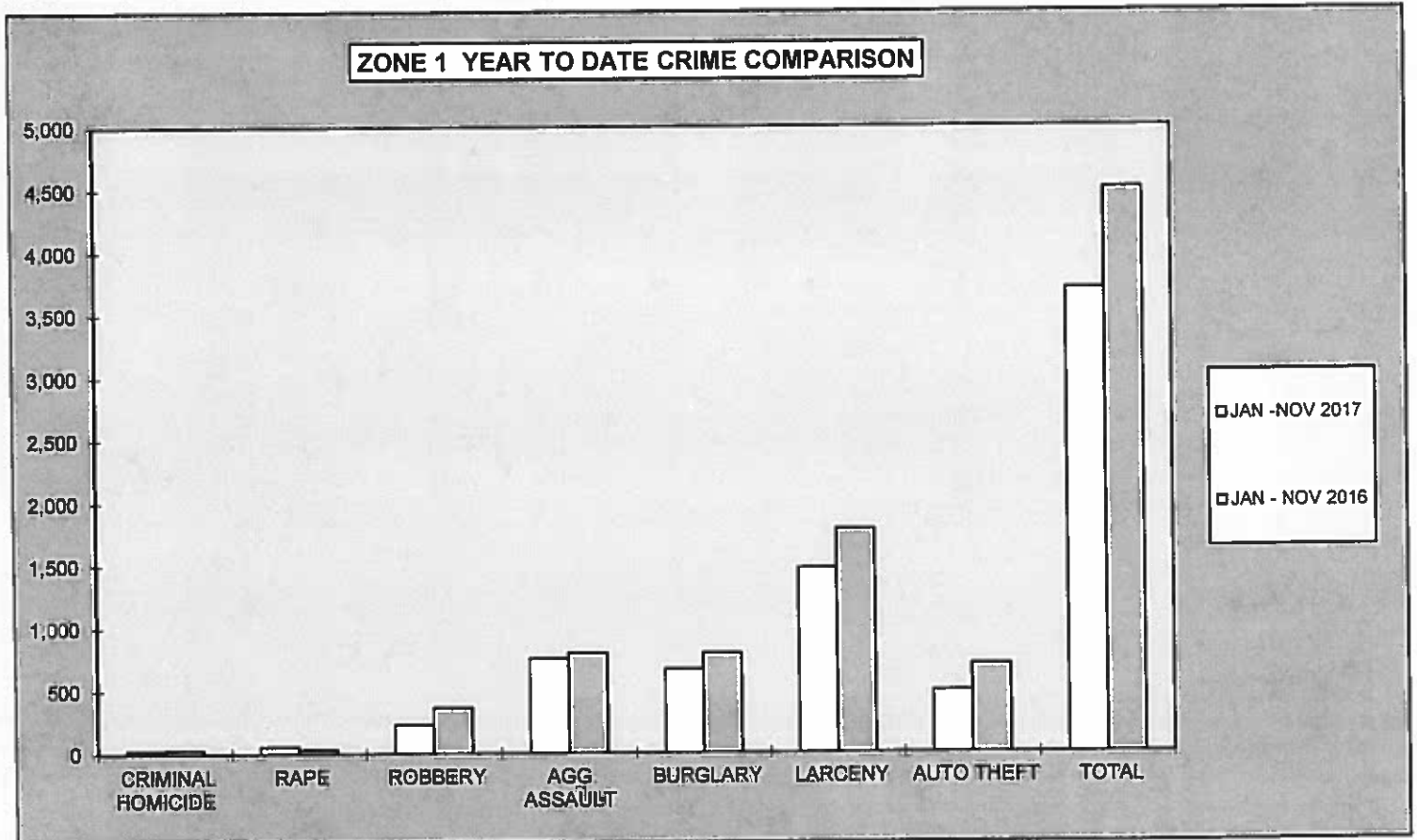
<b>ZONE 1</b>					
<b>CRIME</b>	<b>NOV 2017</b>	<b>NOV. 2016</b>	<b># DIFFERENCE</b>	<b>% DIFFERENCE</b>	
CRIMINAL HOMICIDE	5	4	1	25%	
RAPE	6	1	5	500%	
ROBBERY	18	21	-3	-14%	
AGG. ASSAULT	72	65	7	11%	
BURGLARY	76	53	23	43%	
RESIDENCE	67	44	23	52%	
NON-RESIDENCE	9	9	0	0%	
LARCENY	126	114	12	11%	
POCKETPICKING	0	0	0	0%	
PURSE SNATCHING	8	2	6	300%	
SHOPLIFTING	24	18	6	33%	
FROM MOTOR VEHICLES	52	56	-4	-7%	
MOTOR VEH. PARTS/ACCESSORIES	11	13	-2	-15%	
BICYCLES	1	0	1	100%	
FROM BUILDINGS	12	8	4	50%	
FROM COIN OPERATED MACHINES	0	3	-3	-100%	
ALL OTHER	18	14	4	29%	
AUTO THEFT	60	58	2	3%	
<b>TOTAL</b>	<b>363</b>	<b>316</b>	<b>47</b>	<b>15%</b>	

**ZONE 1 NOVEMBER 2017 VS. NOVEMBER 2016 CRIME COMPARISON**



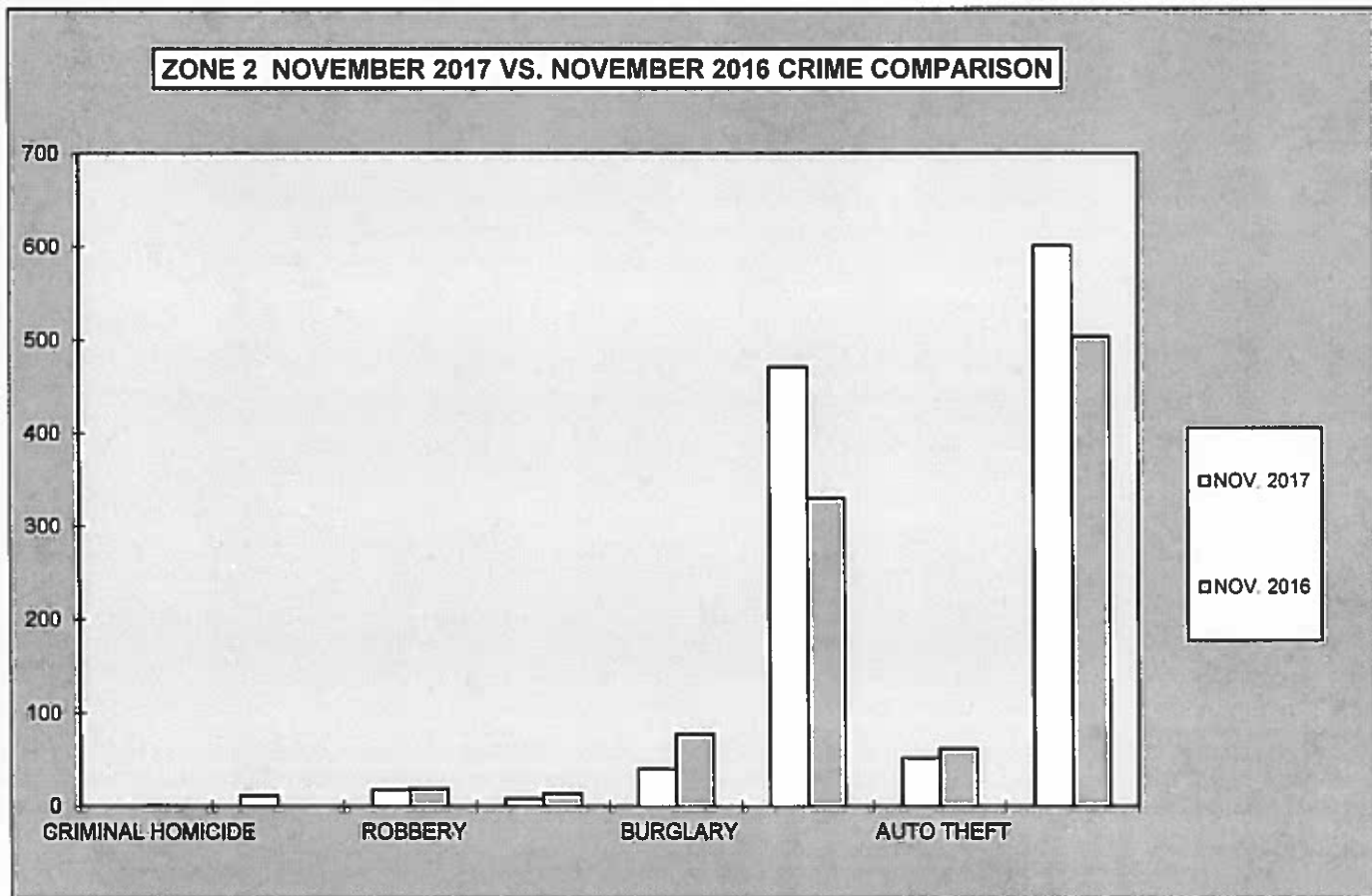
**2017  
YEAR TO DATE CRIME COMPARISON**

<b>ZONE 1</b>					
<b>CRIME</b>	<b>JAN -NOV 2017</b>	<b>JAN -NOV 2016</b>	<b># DIFFERENCE</b>	<b>% DIFFERENCE</b>	
CRIMINAL HOMICIDE	25	30	-5	-17%	
RAPE	56	32	24	75%	
ROBBERY	232	364	-132	-36%	
AGG. ASSAULT	754	797	-43	-5%	
BURGLARY	670	796	-126	-16%	
RESIDENCE	577	692	-115	-17%	
NON-RESIDENCE	93	104	-11	-11%	
<b>LARCENY</b>	<b>1,473</b>	<b>1,785</b>	<b>-312</b>	<b>-17%</b>	
POCKETPICKING	2	5	-3	-60%	
PURSE SNATCHING	48	44	4	9%	
SHOPLIFTING	209	286	-77	-27%	
FROM MOTOR VEHICLES	625	859	-234	-27%	
MOTOR VEH. PARTS/ACCESSORIES	166	185	-19	-10%	
BICYCLES	6	6	0	0%	
FROM BUILDINGS	143	138	5	4%	
FROM COIN OPERATED MACHINES	7	7	0	0%	
ALL OTHER	267	255	12	5%	
AUTO THEFT	493	704	-211	-30%	
<b>TOTAL</b>	<b>3,703</b>	<b>4,508</b>	<b>-805</b>	<b>-18%</b>	



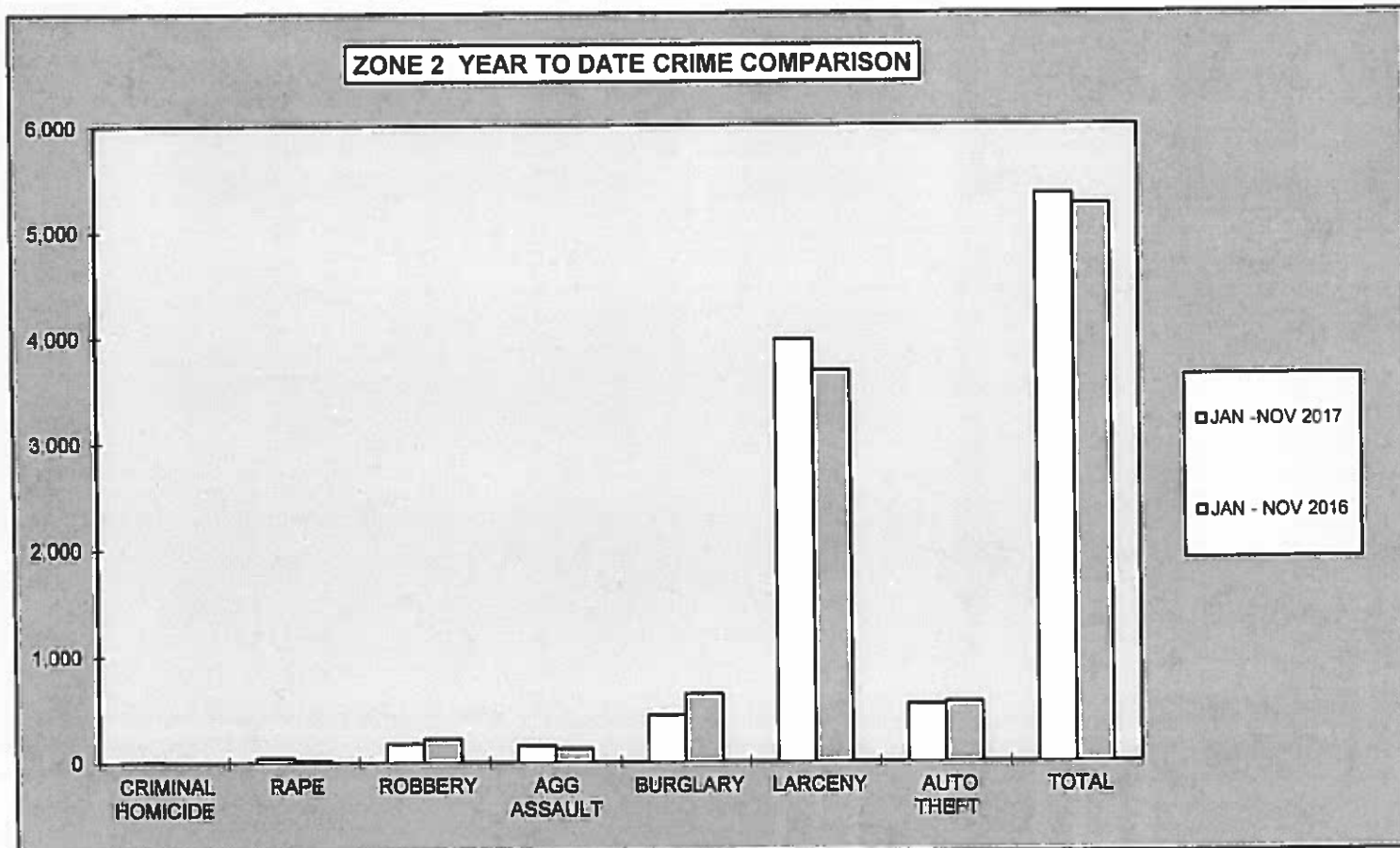
**2017  
MONTHLY CRIME COMPARISON**

<b>ZONE 2</b>				
<b>CRIME</b>	<b>NOV 2017</b>	<b>NOV. 2016</b>	<b># DIFFERENCE</b>	<b>% DIFFERENCE</b>
CRIMINAL HOMICIDE	0	1	-1	-100%
RAPE	12	0	12	100%
ROBBERY	18	19	-1	-5%
AGG. ASSAULT	8	14	-6	-43%
BURGLARY	40	78	-38	-49%
RESIDENCE	26	62	-36	-58%
NON-RESIDENCE	14	16	-2	-13%
<b>LARCENY</b>	<b>471</b>	<b>330</b>	<b>141</b>	<b>43%</b>
POCKETPICKING	0	0	0	0%
PURSE SNATCHING	5	3	2	67%
SHOPLIFTING	104	88	16	18%
FROM MOTOR VEHICLES	272	162	110	68%
MOTOR VEH. PARTS/ACCESSORIES	19	6	13	217%
BICYCLES	4	3	1	33%
FROM BUILDINGS	29	34	-5	-15%
FROM COIN OPERATED MACHINES	0	0	0	0%
ALL OTHER	38	34	4	12%
AUTO THEFT	52	62	-10	-16%
<b>TOTAL</b>	<b>601</b>	<b>504</b>	<b>97</b>	<b>19%</b>



**2017  
YEAR TO DATE CRIME COMPARISON**

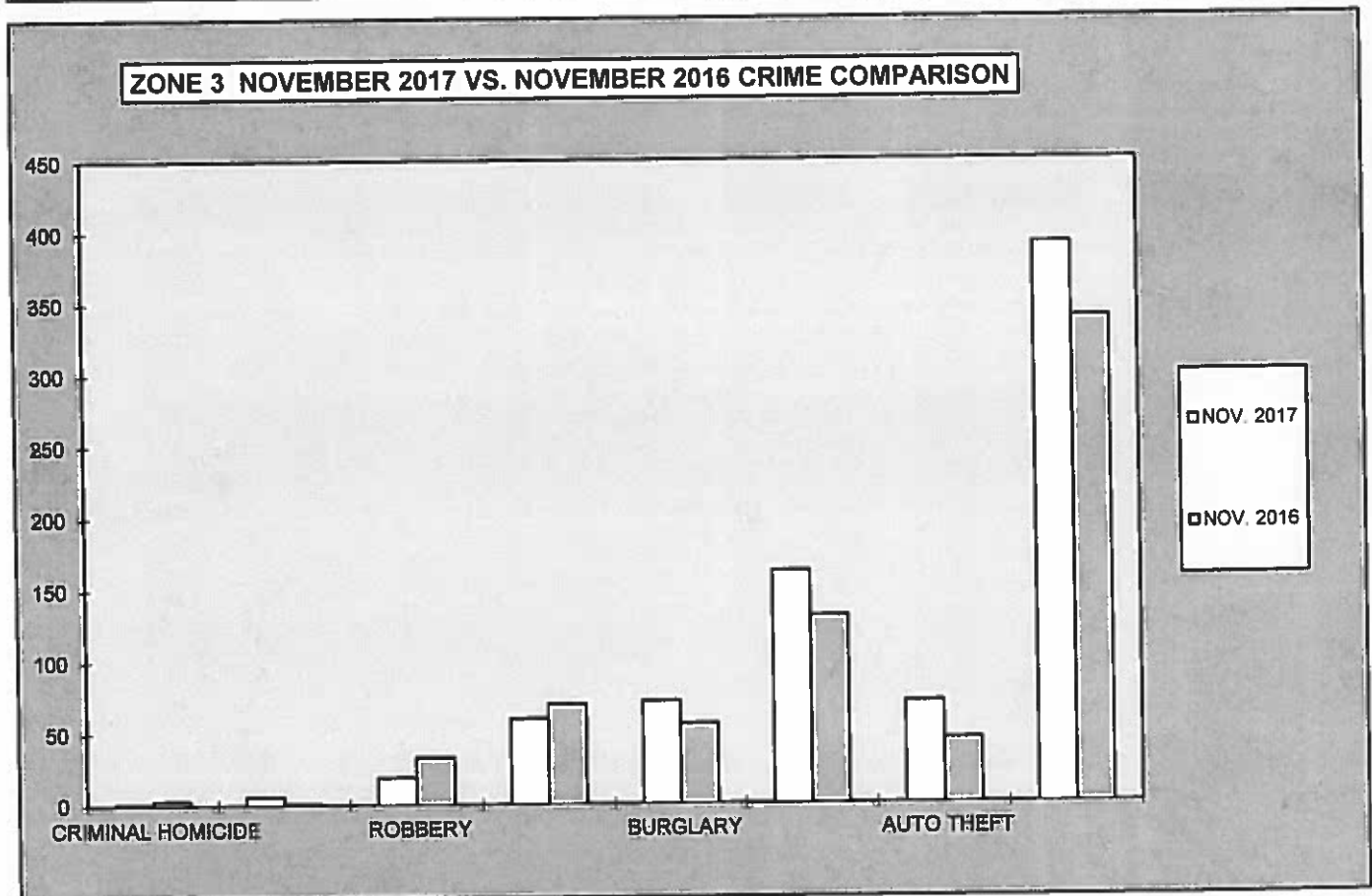
<b>ZONE 2</b>				
<b>CRIME</b>	<b>JAN -NOV 2017</b>	<b>JAN -NOV 2016</b>	<b># DIFFERENCE</b>	<b>% DIFFERENCE</b>
CRIMINAL HOMICIDE	7	3	4	133%
RAPE	41	16	25	156%
ROBBERY	178	220	-42	-19%
AGG. ASSAULT	161	129	32	25%
BURGLARY	444	642	-198	-31%
RESIDENCE	292	436	-144	-33%
NON-RESIDENCE	152	206	-54	-26%
LARCENY	3,977	3,682	295	8%
POCKETPICKING	29	11	18	164%
PURSE SNATCHING	30	26	4	15%
SHOPLIFTING	861	840	21	3%
FROM MOTOR VEHICLES	2,205	1,977	228	12%
MOTOR VEH. PARTS/ACCESSORIES	112	154	-42	-27%
BICYCLES	38	28	10	36%
FROM BUILDINGS	292	314	-22	-7%
FROM COIN OPERATED MACHINES	0	0	0	0%
ALL OTHER	410	332	78	23%
AUTO THEFT	544	563	-19	-3%
<b>TOTAL</b>	<b>5,352</b>	<b>5,255</b>	<b>97</b>	<b>2%</b>





**2017  
MONTHLY CRIME COMPARISON**

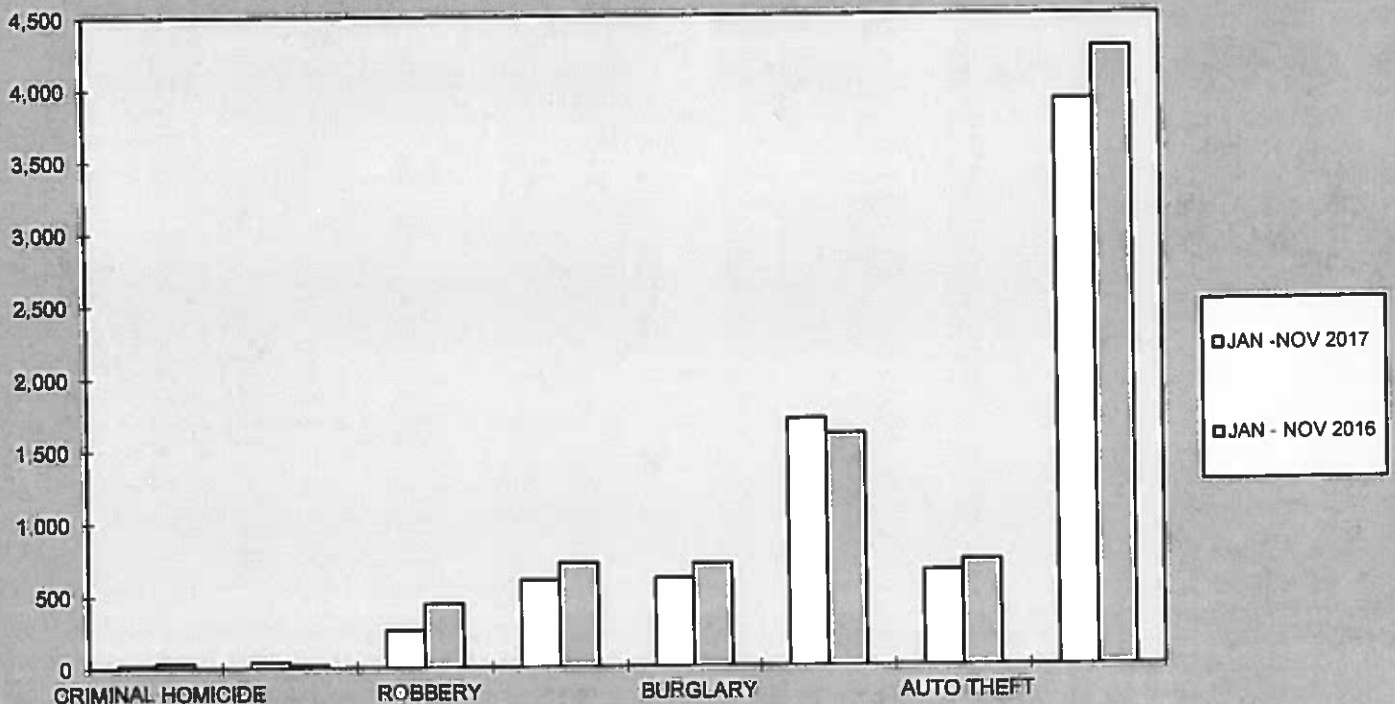
<b>ZONE 3</b>				
<b>CRIME</b>	<b>NOV. 2017</b>	<b>NOV. 2016</b>	<b># DIFFERENCE</b>	<b>% DIFFERENCE</b>
CRIMINAL HOMICIDE	1	3	-2	-67%
RAPE	6	1	5	500%
ROBBERY	19	33	-14	-42%
AGG. ASSAULT	60	70	-10	-14%
BURGLARY	72	56	16	29%
RESIDENCE	62	44	18	41%
NON-RESIDENCE	10	12	-2	-17%
LARCENY	162	131	31	24%
POCKETPICKING	1	1	0	0%
PURSE SNATCHING	0	4	-4	-100%
SHOPLIFTING	13	13	0	0%
FROM MOTOR VEHICLES	96	54	42	78%
MOTOR VEH. PARTS/ACCESSORIES	24	18	6	33%
BICYCLES	2	0	2	100%
FROM BUILDINGS	5	16	-11	-69%
FROM COIN OPERATED MACHINES	0	0	0	0%
ALL OTHER	21	25	-4	-16%
AUTO THEFT	71	45	26	58%
<b>TOTAL</b>	<b>391</b>	<b>339</b>	<b>52</b>	<b>15%</b>



**2017  
YEAR TO DATE CRIME COMPARISON**

<b>ZONE 3</b>				
<b>CRIME</b>	<b>JAN - NOV 2017</b>	<b>JAN - NOV 2016</b>	<b># DIFFERENCE</b>	<b>% DIFFERENCE</b>
CRIMINAL HOMICIDE	19	36	-17	-47%
RAPE	45	20	25	125%
ROBBERY	260	443	-183	-41%
AGG. ASSAULT	606	723	-117	-16%
BURGLARY	613	714	-101	-14%
RESIDENCE	485	590	-105	-18%
NON-RESIDENCE	128	124	4	3%
<b>LARCENY</b>	<b>1,706</b>	<b>1,603</b>	<b>103</b>	<b>6%</b>
POCKETPICKING	3	7	-4	-57%
PURSE SNATCHING	30	43	-13	-30%
SHOPLIFTING	144	173	-29	-17%
FROM MOTOR VEHICLES	867	765	102	13%
MOTOR VEH. PARTS/ACCESSORIES	177	179	-2	-1%
BICYCLES	15	10	5	50%
FROM BUILDINGS	124	133	-9	-7%
FROM COIN OPERATED MACHINES	1	10	-9	-90%
ALL OTHER	345	283	62	22%
AUTO THEFT	659	733	-74	-10%
<b>TOTAL</b>	<b>3,908</b>	<b>4,272</b>	<b>-364</b>	<b>-9%</b>

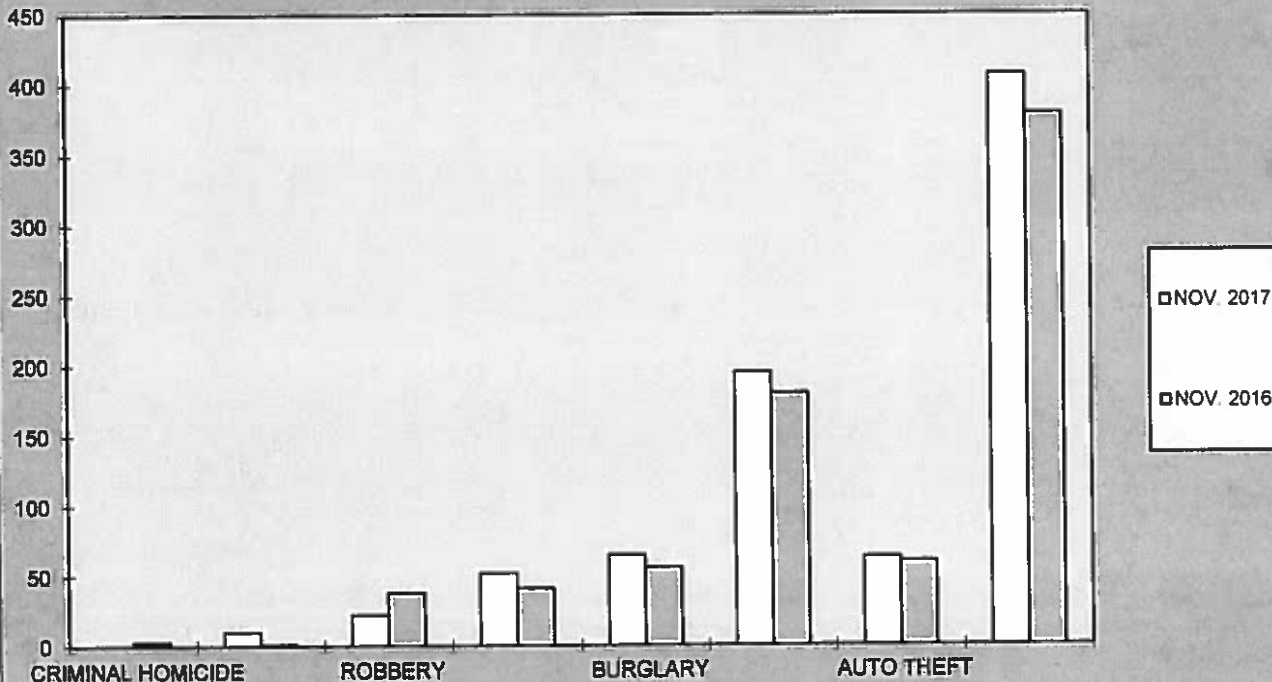
**ZONE 3 YEAR TO DATE CRIME COMPARISON**



**2017  
MONTHLY CRIME COMPARISON**

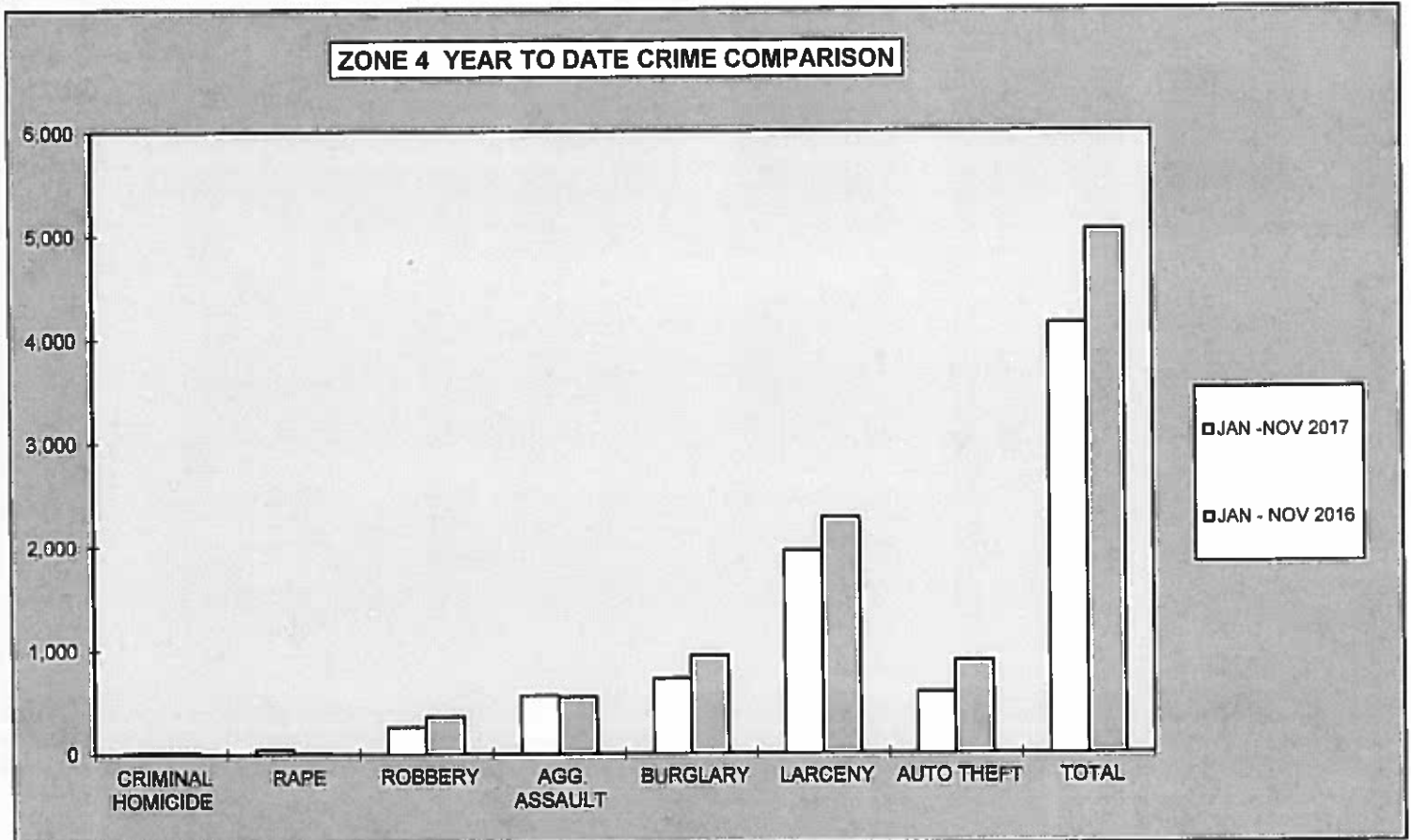
<b>ZONE 4</b>				
<b>CRIME</b>	<b>NOV 2017</b>	<b>NOV 2016</b>	<b># DIFFERENCE</b>	<b>% DIFFERENCE</b>
CRIMINAL HOMICIDE	0	3	-3	-100%
RAPE	10	1	9	900%
ROBBERY	22	38	-16	-42%
AGG. ASSAULT	52	41	11	27%
BURGLARY	65	56	9	16%
RESIDENCE	47	49	-2	-4%
NON-RESIDENCE	18	7	11	157%
LARCENY	195	180	15	8%
POCKETPICKING	0	0	0	0%
PURSE SNATCHING	3	8	-5	-63%
SHOPLIFTING	24	32	-8	-25%
FROM MOTOR VEHICLES	119	100	19	19%
MOTOR VEH. PARTS/ACCESSORIES	14	8	6	75%
BICYCLES	0	1	-1	-100%
FROM BUILDINGS	12	9	3	33%
FROM COIN OPERATED MACHINES	2	0	2	100%
ALL OTHER	21	22	-1	-5%
AUTO THEFT	63	60	3	5%
<b>TOTAL</b>	<b>407</b>	<b>379</b>	<b>28</b>	<b>7%</b>

**ZONE 4 NOVEMBER 2017 VS. NOVEMBER 2016 CRIME COMPARISON**



**2017  
YEAR TO DATE CRIME COMPARISON**

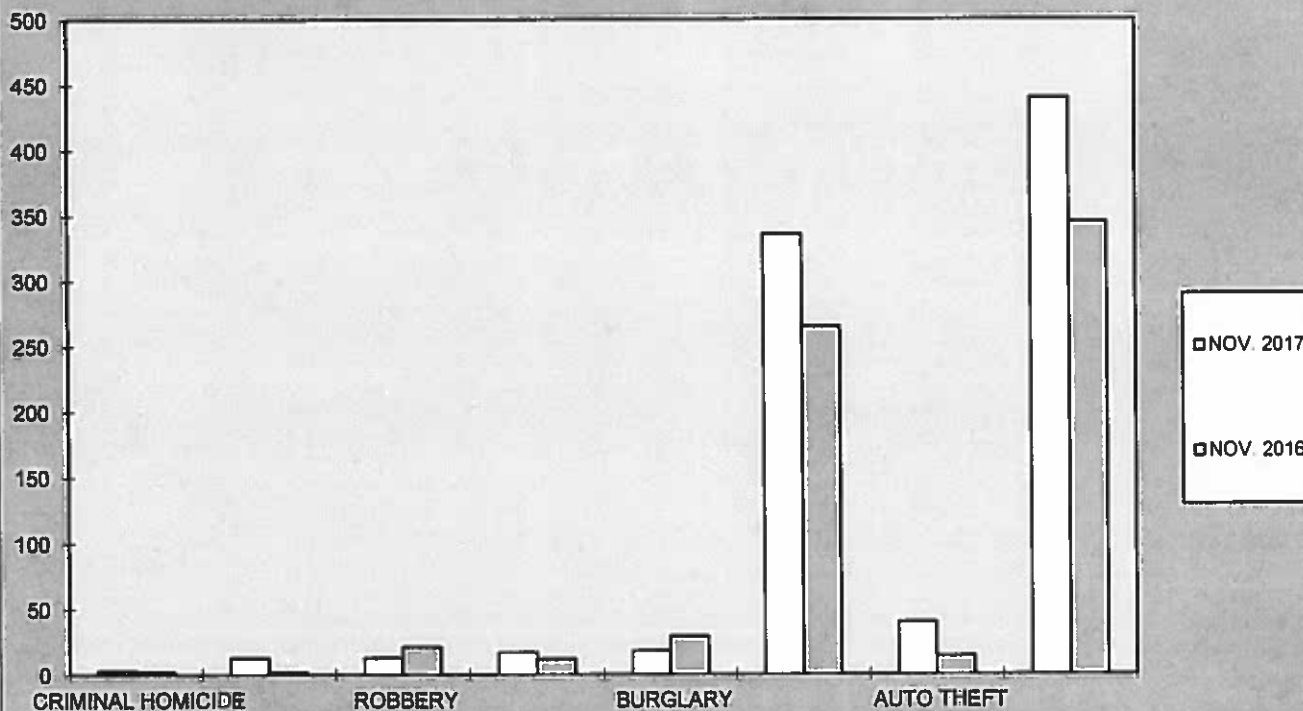
<b>ZONE 4</b>					
<b>CRIME</b>	<b>JAN - NOV 2017</b>	<b>JAN - NOV 2016</b>	<b># DIFFERENCE</b>	<b>% DIFFERENCE</b>	
CRIMINAL HOMICIDE	14	21	-7	-33%	
RAPE	45	10	35	350%	
ROBBERY	262	366	-104	-28%	
AGG. ASSAULT	561	549	12	2%	
BURGLARY	724	942	-218	-23%	
RESIDENCE	587	791	-204	-26%	
NON-RESIDENCE	137	151	-14	-9%	
LARCENY	1,954	2,275	-321	-14%	
POCKETPICKING	7	12	-5	-42%	
PURSE SNATCHING	50	56	-6	-11%	
SHOPLIFTING	263	362	-99	-27%	
FROM MOTOR VEHICLES	1,023	1,212	-189	-16%	
MOTOR VEH. PARTS/ACCESSORIES	131	143	-12	-8%	
BICYCLES	14	13	1	8%	
FROM BUILDINGS	133	177	-44	-25%	
FROM COIN OPERATED MACHINES	3	10	-7	-70%	
ALL OTHER	330	290	40	14%	
AUTO THEFT	589	893	-304	-34%	
<b>TOTAL</b>	<b>4,149</b>	<b>5,056</b>	<b>-907</b>	<b>-18%</b>	



**2017  
MONTHLY CRIME COMPARISON**

<b>ZONE 5</b>				
<b>CRIME</b>	<b>NOV 2017</b>	<b>NOV 2016</b>	<b># DIFFERENCE</b>	<b>% DIFFERENCE</b>
CRIMINAL HOMICIDE	3	2	1	50%
RAPE	13	2	11	550%
ROBBERY	13	21	-8	-38%
AGG. ASSAULT	17	12	5	42%
BURGLARY	18	29	-11	-38%
RESIDENCE	8	14	-6	-43%
NON-RESIDENCE	10	15	-5	-33%
LARCENY	336	265	71	27%
POCKETPICKING	2	1	1	100%
PURSE SNATCHING	6	4	2	50%
SHOPLIFTING	32	20	12	60%
FROM MOTOR VEHICLES	214	160	54	34%
MOTOR VEH. PARTS/ACCESSORIES	11	9	2	22%
BICYCLES	12	7	5	71%
FROM BUILDINGS	27	37	-10	-27%
FROM COIN OPERATED MACHINES	0	2	-2	-100%
ALL OTHER	32	25	7	28%
AUTO THEFT	40	14	26	186%
<b>TOTAL</b>	<b>440</b>	<b>345</b>	<b>95</b>	<b>28%</b>

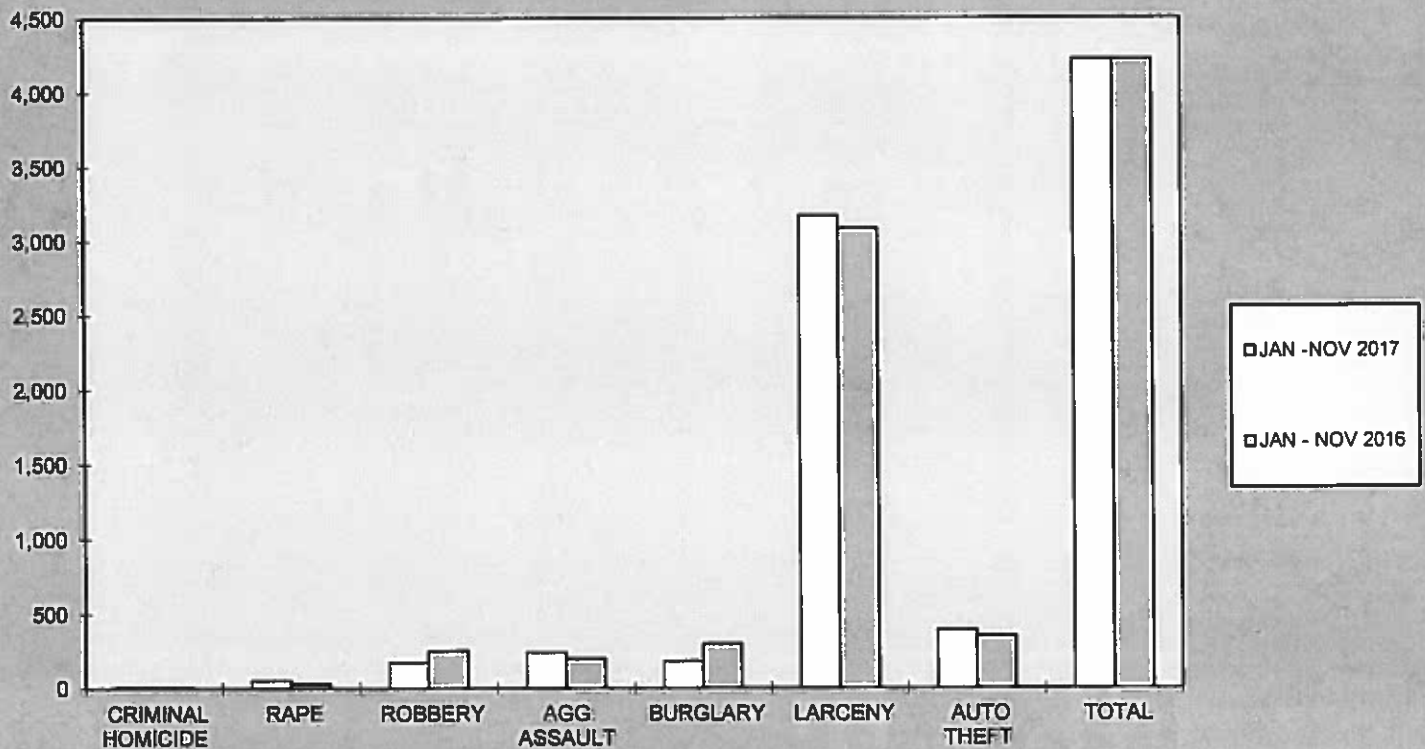
**ZONE 5 NOVEMBER 2017 VS. NOVEMBER 2016 CRIME COMPARISON**



**2017  
YEAR TO DATE CRIME COMPARISON**

<b>ZONE 5</b>				
<b>CRIME</b>	<b>JAN - NOV 2017</b>	<b>JAN - NOV 2016</b>	<b># DIFFERENCE</b>	<b>% DIFFERENCE</b>
CRIMINAL HOMICIDE	8	8	0	0%
RAPE	54	30	24	80%
ROBBERY	174	253	-79	-31%
AGG. ASSAULT	241	198	43	22%
BURGLARY	182	298	-116	-39%
RESIDENCE	97	149	-52	-35%
NON-RESIDENCE	85	149	-64	-43%
LARCENY	3,172	3,084	88	3%
POCKETPICKING	20	17	3	18%
PURSE SNATCHING	55	63	-8	-13%
SHOPLIFTING	288	269	19	7%
FROM MOTOR VEHICLES	1,907	1,848	59	3%
MOTOR VEH. PARTS/ACCESSORIES	115	142	-27	-19%
BICYCLES	84	95	-11	-12%
FROM BUILDINGS	409	409	0	0%
FROM COIN OPERATED MACHINES	3	7	-4	-57%
ALL OTHER	291	234	57	24%
AUTO THEFT	391	353	38	11%
<b>TOTAL</b>	<b>4,222</b>	<b>4,224</b>	<b>-2</b>	<b>0%</b>

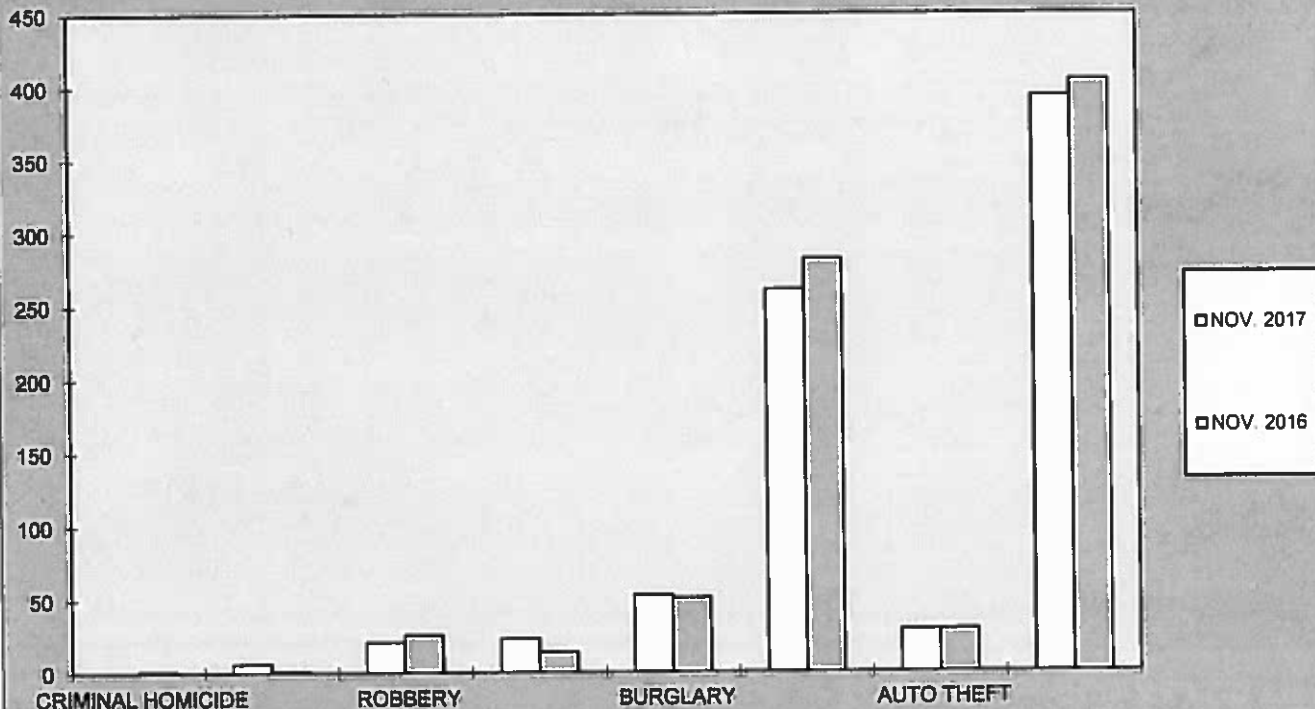
**ZONE 5 YEAR TO DATE CRIME COMPARISON**



**2017  
MONTHLY CRIME COMPARISON**

<b>ZONE 6</b>				
<b>CRIME</b>	<b>NOV. 2017</b>	<b>NOV. 2016</b>	<b># DIFFERENCE</b>	<b>% DIFFERENCE</b>
CRIMINAL HOMICIDE	0	1	-1	-100%
RAPE	6	1	5	500%
ROBBERY	21	26	-5	-19%
AGG. ASSAULT	23	14	9	64%
BURGLARY	53	51	2	4%
RESIDENCE	46	40	6	15%
NON-RESIDENCE	7	11	-4	-36%
LARCENY	261	282	-21	-7%
POCKETPICKING	0	0	0	0%
PURSE SNATCHING	3	3	0	0%
SHOPLIFTING	43	40	3	8%
FROM MOTOR VEHICLES	156	176	-20	-11%
MOTOR VEH. PARTS/ACCESSORIES	6	12	-6	-50%
BICYCLES	17	10	7	70%
FROM BUILDINGS	12	20	-8	-40%
FROM COIN OPERATED MACHINES	0	0	0	0%
ALL OTHER	24	21	3	14%
AUTO THEFT	29	29	0	0%
<b>TOTAL</b>	<b>393</b>	<b>404</b>	<b>-11</b>	<b>-3%</b>

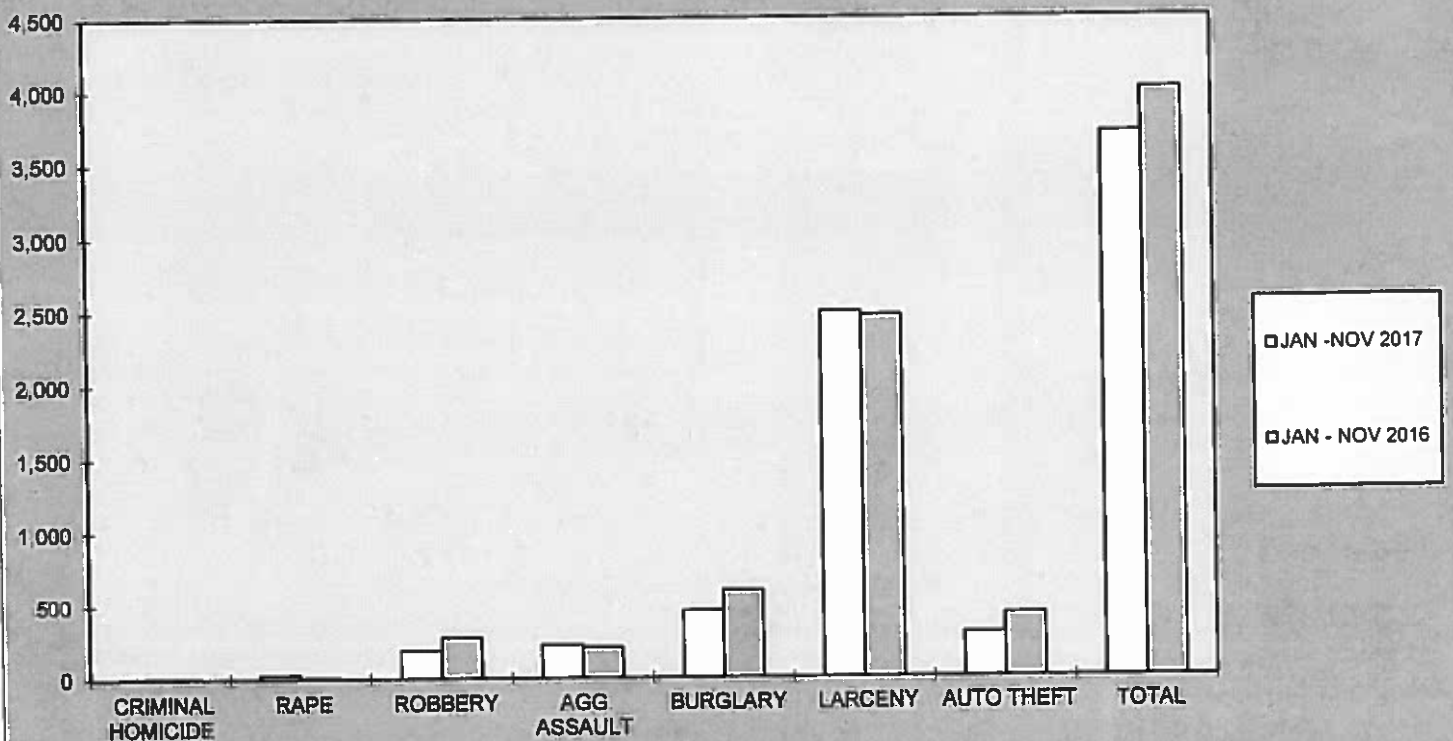
**ZONE 6 NOVEMBER 2017 VS. NOVEMBER 2016 CRIME COMPARISON**



**2017  
YEAR TO DATE CRIME COMPARISON**

<b>ZONE 6</b>					
<b>CRIME</b>	<b>JAN - NOV 2017</b>	<b>JAN - NOV 2016</b>	<b># DIFFERENCE</b>	<b>% DIFFERENCE</b>	
CRIMINAL HOMICIDE	5	7	-2	-29%	
RAPE	27	9	18	200%	
ROBBERY	193	281	-88	-31%	
AGG. ASSAULT	227	211	16	8%	
BURGLARY	459	597	-138	-23%	
RESIDENCE	360	461	-101	-22%	
NON-RESIDENCE	99	136	-37	-27%	
LARCENY	2,494	2,467	27	1%	
POCKETPICKING	8	6	2	33%	
PURSE SNATCHING	28	36	-8	-22%	
SHOPLIFTING	427	402	25	6%	
FROM MOTOR VEHICLES	1,406	1,406	0	0%	
MOTOR VEH. PARTS/ACCESSORIES	72	100	-28	-28%	
BICYCLES	100	115	-15	-13%	
FROM BUILDINGS	127	157	-30	-19%	
FROM COIN OPERATED MACHINES	3	2	1	50%	
ALL OTHER	323	243	80	33%	
AUTO THEFT	301	433	-132	-30%	
<b>TOTAL</b>	<b>3,706</b>	<b>4,005</b>	<b>-299</b>	<b>-7%</b>	

**ZONE 6 YEAR TO DATE CRIME COMPARISON**

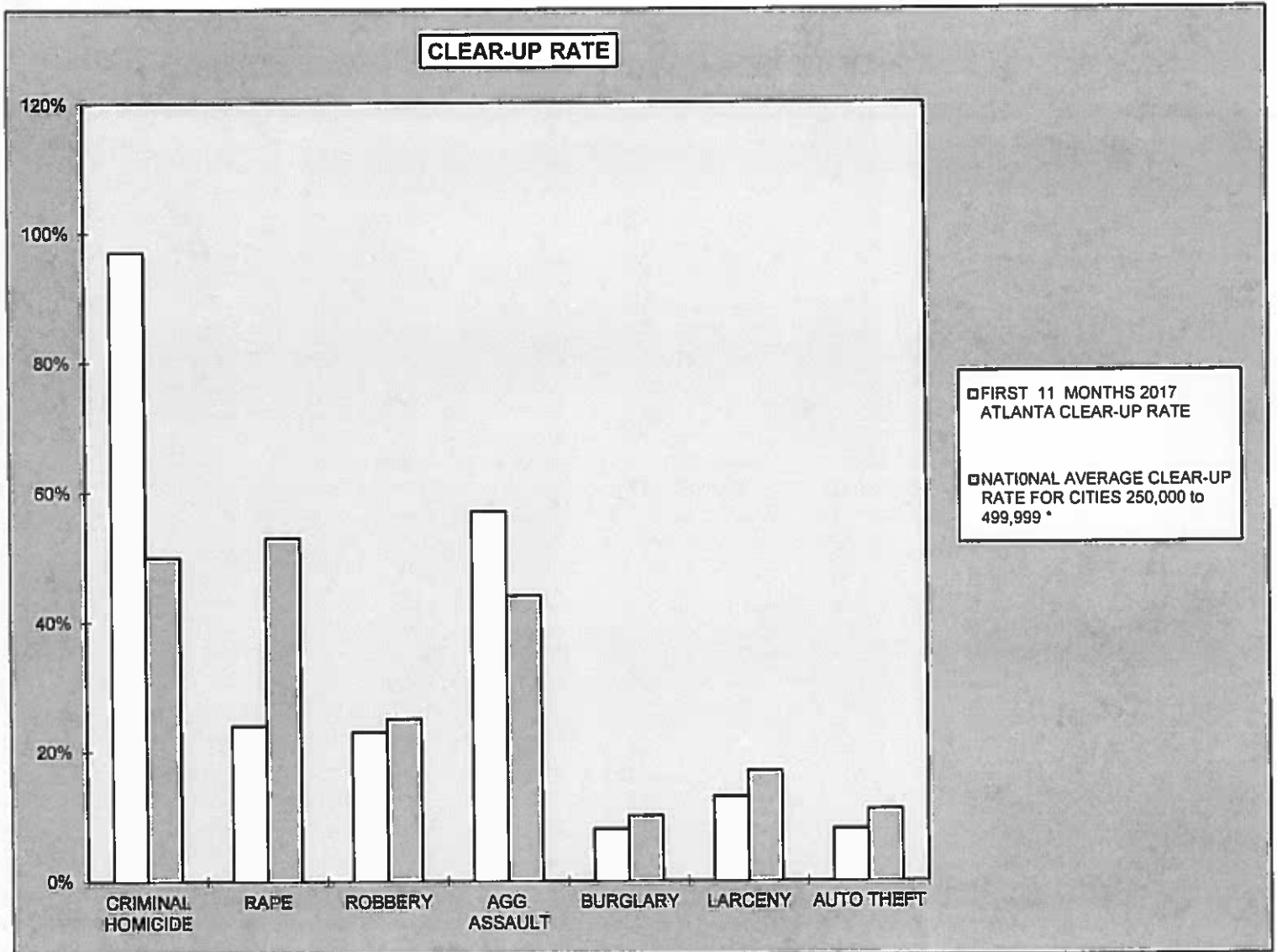




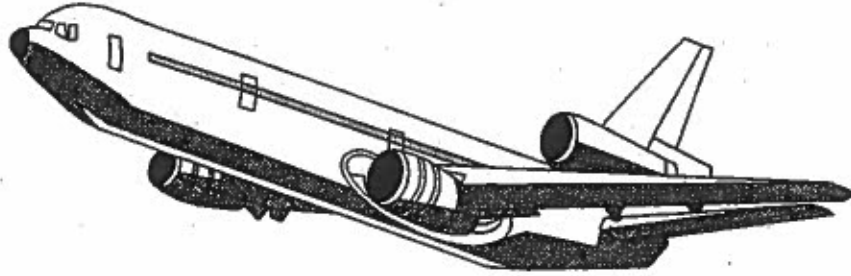
**2017  
CRIME COMPARISON  
CLEAR-UP RATE**

<b>CRIME</b>	<b>FIRST 11 MONTHS 2017 ATLANTA CLEAR-UP RATE</b>	<b>NATIONAL AVERAGE CLEAR-UP RATE FOR CITIES 250,000 to 499,999 *</b>
CRIMINAL HOMICIDE	97%	50%
RAPE	24%	53%
ROBBERY	23%	25%
AGG. ASSAULT	57%	44%
BURGLARY	8%	10%
LARCENY	13%	17%
AUTO THEFT	8%	11%

\* National Average for Cities 250,000 to 499,999 Based on Latest Annual (2016) FBI Uniform Crime Report



# APD



The Atlanta Airport  
UNIFORM CRIME REPORTING



NOVEMBER 2017

SUPPORT SERVICES DIVISION  
INFORMATION SERVICES SECTION

**RETURN A - MONTHLY RETURN OF OFFENSES KNOWN TO THE POLICE**

This report is authorized by law Title 28, Section 534, U. S. Code. While you are not required to respond, your cooperation in forwarding this report by the 7th day after the close of the month to Uniform Crime Reports, Federal Bureau of Investigation, Washington, D.C. 20535, will assist in compiling comprehensive, accurate national crime figures on a timely basis.

1-720b (Rev. 8-30-94)  
OMB No. 1110-0001

1	2	3	4	5	6
CLASSIFICATION OF OFFENSES	OFFENSES REPORTED OR KNOWN TO POLICE (INCLUDE "UNFOUNDED" AND ATTEMPTS)	UNFOUNDED, I.E., FALSE OR BASELESS COMPLAINTS	NUMBER OF ACTUAL OFFENSES (COLUMN 2 MINUS COLUMN 3) INCLUDE ATTEMPTS	TOTAL OFFENSES CLEARED BY ARREST OR EXCEPTIONAL MEANS (INCLUDES COL. 6)	NUMBER OF CLEARANCES INVOLVING ONLY PERSONS UNDER 18 YEARS OF AGE
1. CRIMINAL HOMICIDE					
a. MURDER AND NONNEGLIGENT HOMICIDE	11 0	0	0	0	0
b. MANSLAUGHTER BY NEGLIGENCE	12				
2. FORCIBLE RAPE TOTAL	20				
a. Rape by Force	21 1	0	1	0	0
b. Attempts to commit Forcible Rape	22 0	0	0	0	0
3. ROBBERY TOTAL	30				
a. Firearm	31 0	0	0	0	0
b. Knife or Cutting Instrument	32 0	0	0	0	0
c. Other Dangerous Weapon	33 0	0	0	0	0
d. Strong-Arm (Hands, Fists, Feet, etc.)	34 0	0	0	0	0
4. ASSAULT TOTAL	40				
a. Firearm	41 8	0	8	2	0
b. Knife or cutting instrument	42 1	0	1	0	0
c. Other Dangerous Weapon	43 0	0	0	0	0
d. Strong-Arm	44 0	0	0	0	0
e. Other Assaults - Simple, Not Aggravated	45 7	0	7	2	0
5. BURGLARY TOTAL	50				
a. Forcible Entry	51 0	0	0	0	0
b. Unlawful Entry - No Force	52 0	0	0	0	0
c. Attempted Forcible Entry	53 0	0	0	0	0
6. LARCENY THEFT TOTAL (except Motor Vehicle Theft)	60				
	29	0	29	3	0
7. MOTOR VEHICLE THEFT TOTAL	70				
a. Autos	71 37	0	37	10	0
b. Trucks and Buses	72 0	0	0	0	0
c. Other Vehicles	73 0	0	0	0	0
GRAND TOTAL	77	75	0	75	15

CHECKING ANY OF THE APPROPRIATE BLOCKS BELOW WILL ELIMINATE YOUR NEED TO SUBMIT REPORTS WHEN THE VALUES ARE ZERO. THIS WILL ALSO AID THE NATIONAL PROGRAM IN ITS QUALITY CONTROL EFFORTS.

NO SUPPLEMENTARY HOMICIDE REPORT SUBMITTED SINCE NO MURDERS, JUSTIFIABLE HOMICIDES, OR MANSLAUGHTER BY NEGLIGENCE OCCURRED IN THIS JURISDICTION DURING THE MONTH.

NO SUPPLEMENT TO RETURN A REPORT SINCE NO CRIME OFFENSES OR RECOVERY OF PROPERTY REPORTED DURING THE MONTH.

NO LAW ENFORCEMENT OFFICERS KILLED OR ASSAULTED REPORT SINCE NONE OF THE OFFICERS WERE ASSAULTED OR KILLED DURING THE MONTH.

NO AGE, SEX, AND RACE OF PERSONS ARRESTED UNDER 18 YEARS OF AGE REPORT SINCE NO ARRESTS OF PERSONS WITHIN THIS AGE GROUP.

NO AGE, SEX, AND RACE OF PERSONS ARRESTED 18 YEARS OF AGE AND OVER REPORT SINCE NO ARRESTS OF PERSONS WITHIN THIS AGE GROUP.

NO MONTHLY RETURN OF ARSON OFFENSES KNOWN TO LAW ENFORCEMENT REPORT SINCE NO ARSONS OCCURRED.

DO NOT USE THIS SPACE

	INITIALS
RECORDED	
EDITED	
ENTERED	
ADJUSTED	
CHECKED	

\* TOTALS INCLUDE PREVIOUS OFFENSES

NOVEMBER 2017

Month and Year of Report

GA 060240X

Agency Identifier

DECEMBER 14, 2017

Date

ATLANTA AIRPORT POLICE - GEORGIA

Agency and State

*[Signature]*  
LIEUTENANT  
CHIEF

Chief, Commissioner, Sheriff, or Superintendent



**SUPPLEMENT TO RETURN A  
MONTHLY RETURN OF OFFENSES KNOWN TO THE POLICE**

1-706 (Rev.8-30-94)  
Form Approved  
OMB No. 1110-0007

This report is authorized by law, Title 28, Section 534, U. S. Code. While you are not required to respond, your cooperation in submitting this report with the Return A will assist the FBI in compiling comprehensive, accurate figures on a timely basis.

This form deals with the nature of crime and the monetary value of property stolen and recovered. The total offenses recorded on the form should be the same as the number of actual offenses listed in Column 4 of the Return A for each crime class. Include attempted crimes on this form, but do not include unfounded offenses. If you cannot complete the report in all areas, please record as much information as is available. Tally sheets will be sent upon request.

**PROPERTY BY TYPE AND VALUE**

Type of Property (1)	DATE ENTRY	Monetary Value of Property Stolen in Your Jurisdiction	
		Stolen (2)	Recovered (3)
(A) Currency, Notes, Etc.	01	\$ 1,456.00	\$ 0.00
(B) Jewelry and Precious Metals	02	2,011.00	0.00
(C) Clothing and Furs	03	1,174.00	0.00
(D) Locally Stolen Motor Vehicles	04	1,226,277.00	86,835.00
(E) Office Equipment	05	0.00	0.00
(F) Televisions, Radios, Stereos, Etc.	06	7,005.00	0.00
(G) Firearms	07	2,270.00	0.00
(H) Household Goods	08	0.00	0.00
(I) Consumable Goods	09	125.00	0.00
(J) Livestock	10	0.00	0.00
(K) Miscellaneous	11	2,165.00	0.00
<b>TOTAL</b>	<b>00</b>	<b>\$ 1,242,483.00</b>	<b>\$ 86,835.00</b>

The total of this column should agree with the Grand Total (DATA ENTRY 77) shown on page 2.

Include in this column all property recovered even though stolen in prior months. The above is an accounting for only that property stolen in your jurisdiction. This will include property recovered for you by other jurisdictions, but not property you recover for them.

DATE DECEMBER 14, 2017

PREPARED BY *[Signature]* LIEUTENANT  
TITLE  
*[Signature]* CHIEF  
CHIEF, COMMISSIONER, SHERIFF OR SUPERINTENDENT

NOVEMBER 2017  
Month and Year of Report

GA 060240X  
Agency Identifier

ATLANTA AIRPORT POLICE - GEORGIA  
Agency and State

**LAW ENFORCEMENT OFFICERS KILLED OR ASSAULTED**

It is requested this report be completed and transmitted with monthly crime reports to: Director, Federal Bureau of Investigation, Uniform Crime Reports, Washington, D. C. 20535. This form should be used to report the number of your officers who were assaulted or killed in the line of duty during the month. Additional information concerning officers killed will be requested by a separate questionnaire.

<b>OFFICERS KILLED</b> Number of your law enforcement officers killed in the line of duty this month.	By felonious act <u>          0          </u> By accident or negligence <u>          0          </u>
--	---

Officers Assaulted (Do not include officers killed) - See other side for instructions.

Type of Activity	Total Assaults by Weapon A	Type of Weapon				Type of Assignment								
		Firearm B	Knife or Other Cutting Instrument C	Other Dangerous Weapon D	Hands, Fists, Feet, etc. E	Two-Officer Vehicle F	One-Officer Vehicle		Detective or Special Assign.		Other		Police Assaults Cleared M	
							Alone G	As-sisted H	Alone I	As-sisted J	Alone K	As-sisted L		
1. Responding to "Disturbance" calls (family quarrels, man with gun, etc.)	0													
2. Burglaries in progress or pursuing burglary suspects	0													
3. Robberies in progress or pursuing robbery suspects	0													
4. Attempting other arrests	0													
5. Civil disorder (riot, mass disobedience)	0													
6. Handling, transporting, custody of prisoners	0													
7. Investigating suspicious persons or circumstances	0													
8. Ambush - no warning	0													
9. Mentally deranged	0													
10. Traffic pursuits and stops	1			1			1							1
11. All Other	0													
<b>12. TOTAL (1-11)</b>	<b>1</b>	<b>0</b>	<b>0</b>	<b>1</b>	<b>0</b>	<b>0</b>	<b>1</b>	<b>0</b>	<b>0</b>	<b>0</b>	<b>0</b>	<b>0</b>	<b>0</b>	<b>1</b>
13. Number with personal injury	0													
14. Number without personal injury	1			1										
15. Time of assaults														
AM							1							
PM														
		12:01	2:00	4:00	6:00	8:00	10:00	12:00						

DO NOT WRITE HERE	
Recorded	Initials
Edited	
Punched	
Verified	
Adjusted	
DOJ/FBI	

NOVEMBER 2017	GA 060240X		LIEUTENANT
Month and Year	Agency Identifier	Prepared By	Title
ATLANTA AIRPORT POLICE	GEORGIA	<i>[Signature]</i>	CHIEF
Agency	State	Chief, Sheriff, Commissioner, Superintendent	









ATLANTA AIRPORT POLICE  
 AGE, SEX, AND RACE OF PERSONS ARRESTED  
 16 YEARS OF AGE AND UNDER

MONTH NOVEMBER

YEAR 2017

CLASSIFICATION OF OFFENSES	SEX	AGE					RACE					ETHNIC		
		09	1012	1314	15	16	TOTAL	White	Black	Native Amer.	Asian/Pacific	Whl. Hispanic	Blck Hispanic	
Murder/Nonnegligent Manslaughter	M													
	F													
Manslaughter by Negligence	M													
	F													
Forcible Rape	M													
	F													
Robbery	M													
	F													
Aggravated Assault	M													
	F													
Burglary- Breaking or Entering	M													
	F													
Larceny - Theft (except Motor Vehicle Theft)	M													
	F													
Motor Vehicle Theft	M													
	F													
Other Assaults	M													
	F													
Arson	M													
	F													
Forgery and Counterfeiting	M													
	F													
Fraud	M													
	F													
Embezzlement	M													
	F													
Stolen Property; Buying, Receiving, Possessing	M													
	F													
Vandalism	M													
	F													
Weapons	M													
	F													
Prostitution and Commercialized Vice	M													
	F													

ATLANTA AIRPORT POLICE  
AGE, SEX, AND RACE OF PERSONS ARRESTED  
16 YEARS OF AGE AND UNDER

MONTH NOVEMBER

YEAR 2017

CLASSIFICATION OF OFFENSES	SEX	AGE						RACE					ETHNIC							
		0 9		10 12		13 14		15		16		TOTAL			White	Black	Native Amer.	Asian/Pacific	Wml. Hispanic	Bck Hispanic
17 Sex Offenses (except Rape and Prostitution)	M																			
	F																			
18 Drug Abuse Violations Grand Total	M	0	0	0	0	0	0	0	0	0	0	0	0	0	0	0	0	0	0	0
	F	0	0	0	0	0	0	0	0	0	0	0	0	0	0	0	0	0	0	0
180 (1) Sale/Manufacturing Subtotal	M	0	0	0	0	0	0	0	0	0	0	0	0	0	0	0	0	0	0	0
	F	0	0	0	0	0	0	0	0	0	0	0	0	0	0	0	0	0	0	0
a Opium or Cocaine and their Derivatives	M																			
	F																			
b Marijuana	M																			
	F																			
c Synthetic Narcotics	M																			
	F																			
d Other Dangerous Non-Narcotic Drugs	M																			
	F																			
185 (2) Possession Subtotal	M	0	0	0	0	0	0	0	0	0	0	0	0	0	0	0	0	0	0	0
	F	0	0	0	0	0	0	0	0	0	0	0	0	0	0	0	0	0	0	0
e Opium or Cocaine and their Derivatives	M																			
	F																			
f Marijuana	M																			
	F																			
g Synthetic Narcotics	M																			
	F																			
h Other Dangerous Non-Narcotic Drugs	M																			
	F																			
19 Gambling Total	M	0	0	0	0	0	0	0	0	0	0	0	0	0	0	0	0	0	0	0
	F	0	0	0	0	0	0	0	0	0	0	0	0	0	0	0	0	0	0	0
a Bookmaking	M																			
	F																			
b Numbers and Lottery	M																			
	F																			
c All Other Gambling	M																			
	F																			
20 Offenses Against Family and Children	M																			
	F																			

ATLANTA AIRPORT POLICE  
 AGE, SEX, AND RACE OF PERSONS ARRESTED  
 16 YEARS OF AGE AND UNDER

MONTH NOVEMBER  
 YEAR 2017

CLASSIFICATION OF OFFENSES	SEX	AGE						RACE				ETHNIC							
		0 9		10 12		13 14		15		16		TOTAL	White	Black	Native Amer.	Asian/Pacific	Whl. Hispanic	Blck Hispanic	
Driving Under the Influence	M																		
	F																		
Liquor Laws	M																		
	F																		
Drunkenness	M																		
	F																		
Disorderly Conduct	M																		
	F																		
Vagrancy	M																		
	F																		
All Other Offenses (except Traffic)	M																		
	F																		
Suspicion	M																		
	F																		
Curfew and Loitering	M																		
	F																		
Run-Aways	M																		
	F																		
<b>Total</b>		0	0	0	0	0	0	0	0	0	0	0	0	0	0	0	0	0	0

NOVEMBER 2017  
 Month and Year of Report

GA 060240X  
 Agency Identifier

DECEMBER 14, 2017  
 Date

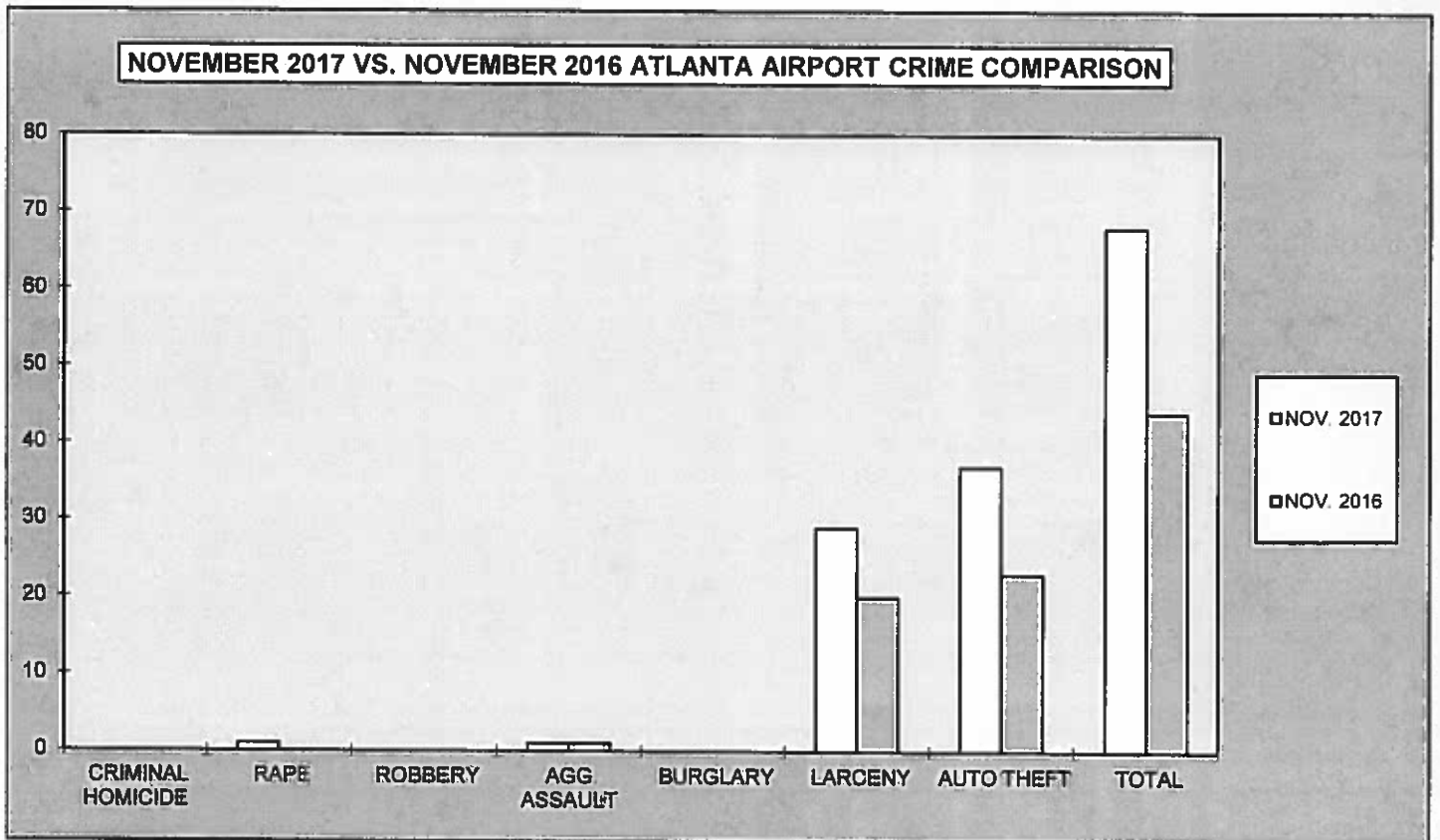
*[Signature]*  
 Prepared By  
 LIEUTENANT

ATLANTA AIRPORT POLICE - GEORGIA  
 Agency and State

CHIEF  
 Chief, Commissioner, Sheriff, or Superintendent

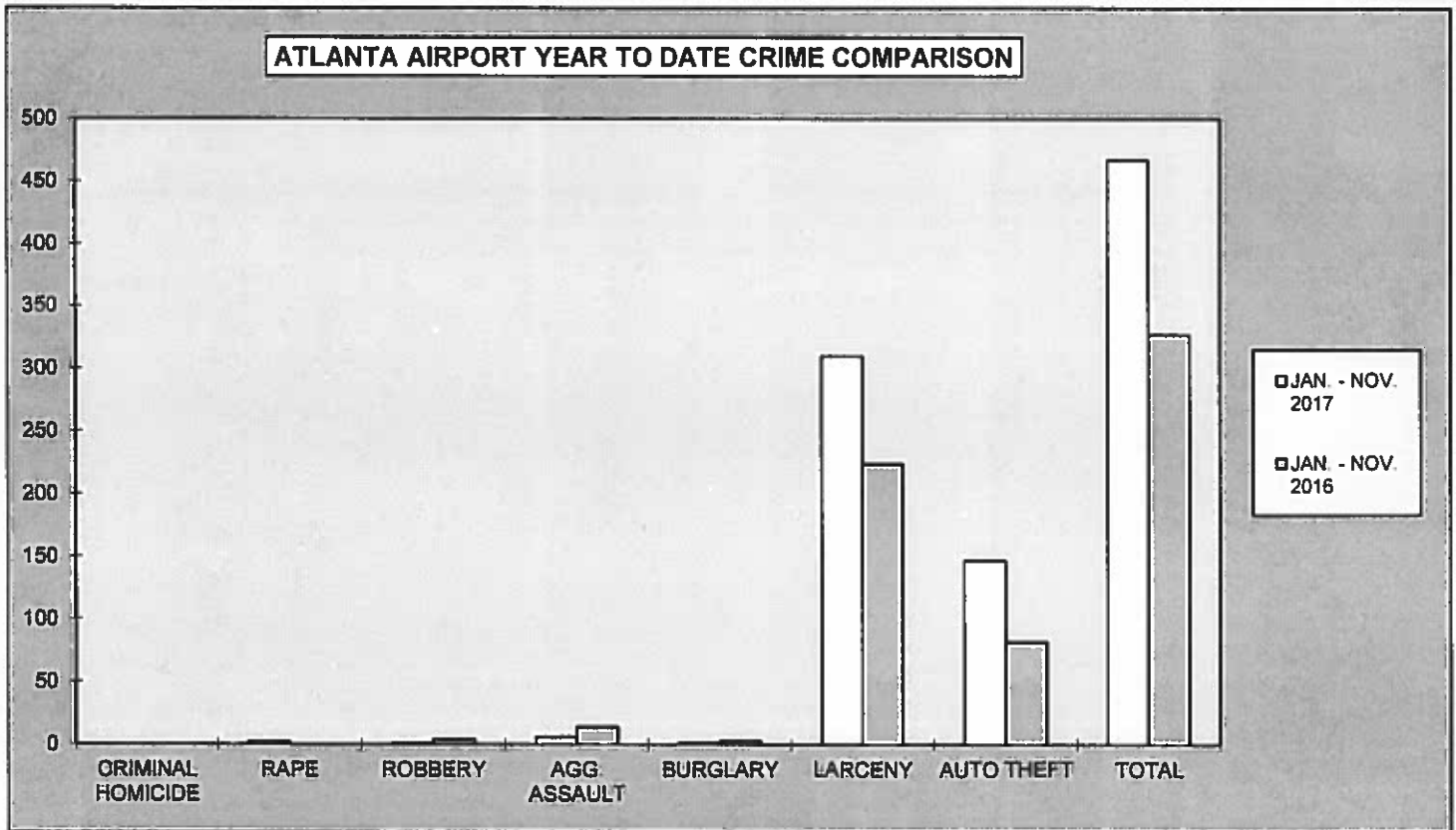
**2017  
ATLANTA AIRPORT  
MONTHLY CRIME COMPARISON**

CRIME	NOV. 2017	NOV. 2016	# DIFFERENCE	% DIFFERENCE
CRIMINAL HOMICIDE	0	0	0	0%
RAPE	1	0	1	100%
ROBBERY	0	0	0	0%
AGG. ASSAULT	1	1	0	0%
BURGLARY	0	0	0	0%
RESIDENCE	0	0	0	0%
NON-RESIDENCE	0	0	0	0%
LARCENY	29	20	9	45%
POCKETPICKING	0	1	-1	-100%
PURSE SNATCHING	0	0	0	0%
SHOPLIFTING	0	1	-1	-100%
FROM MOTOR VEHICLES	4	2	2	100%
MOTOR VEH. PARTS/ACCESSORIES	0	2	-2	-100%
BICYCLES	0	0	0	0%
FROM BUILDINGS	3	6	-3	-50%
FROM COIN OPERATED MACHINES	0	0	0	0%
ALL OTHER	22	8	14	175%
AUTO THEFT	37	23	14	61%
<b>TOTAL</b>	<b>68</b>	<b>44</b>	<b>24</b>	<b>55%</b>



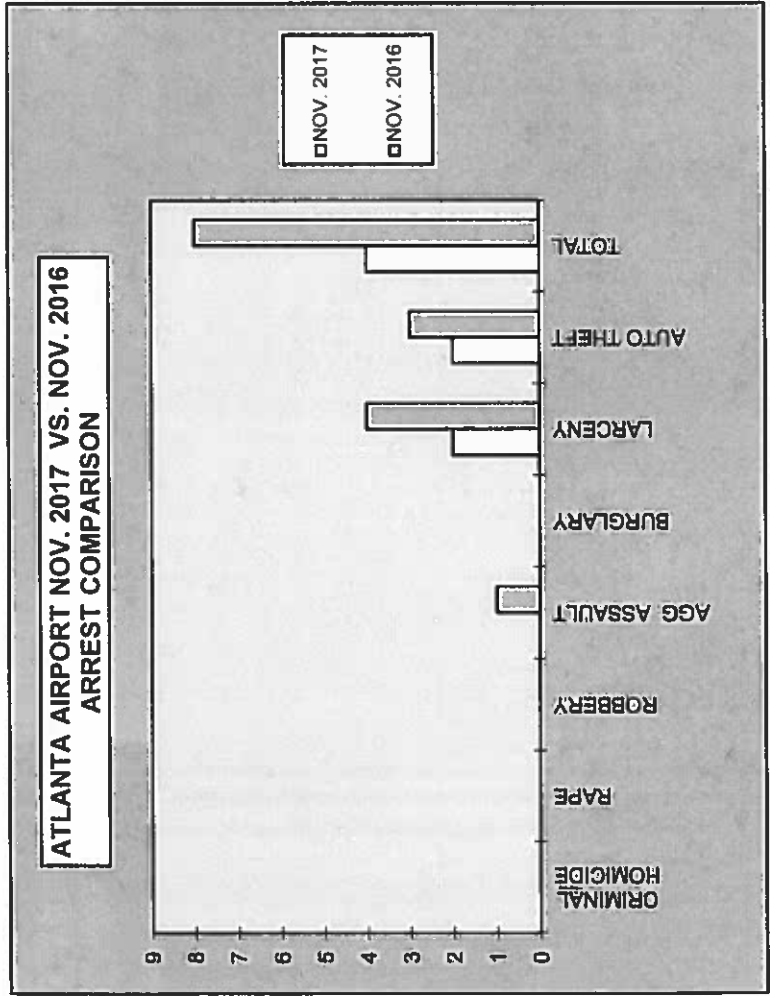
**2017  
ATLANTA AIRPORT  
YEAR TO DATE CRIME COMPARISON**

<b>FIRST 11 MONTHS</b>				
CRIME	JAN. - NOV. 2017	JAN. - NOV. 2016	# DIFFERENCE	% DIFFERENCE
CRIMINAL HOMICIDE	0	0	0	0%
RAPE	2	0	2	100%
ROBBERY	1	4	-3	-75%
AGG. ASSAULT	6	14	-8	-57%
BURGLARY	1	3	-2	-67%
RESIDENCE	0	0	0	0%
NON-RESIDENCE	1	3	-2	-67%
LARCENY	310	224	86	38%
POCKETPICKING	2	4	-2	-50%
PURSE SNATCHING	2	6	-4	-67%
SHOPLIFTING	22	9	13	144%
FROM MOTOR VEHICLES	27	31	-4	-13%
MOTOR VEH. PARTS/ACCESSORIES	11	19	-8	-42%
BICYCLES	1	0	1	100%
FROM BUILDINGS	42	70	-28	-40%
FROM COIN OPERATED MACHINES	0	0	0	0%
ALL OTHER	203	85	118	139%
AUTO THEFT	147	82	65	79%
<b>TOTAL</b>	<b>467</b>	<b>327</b>	<b>140</b>	<b>43%</b>

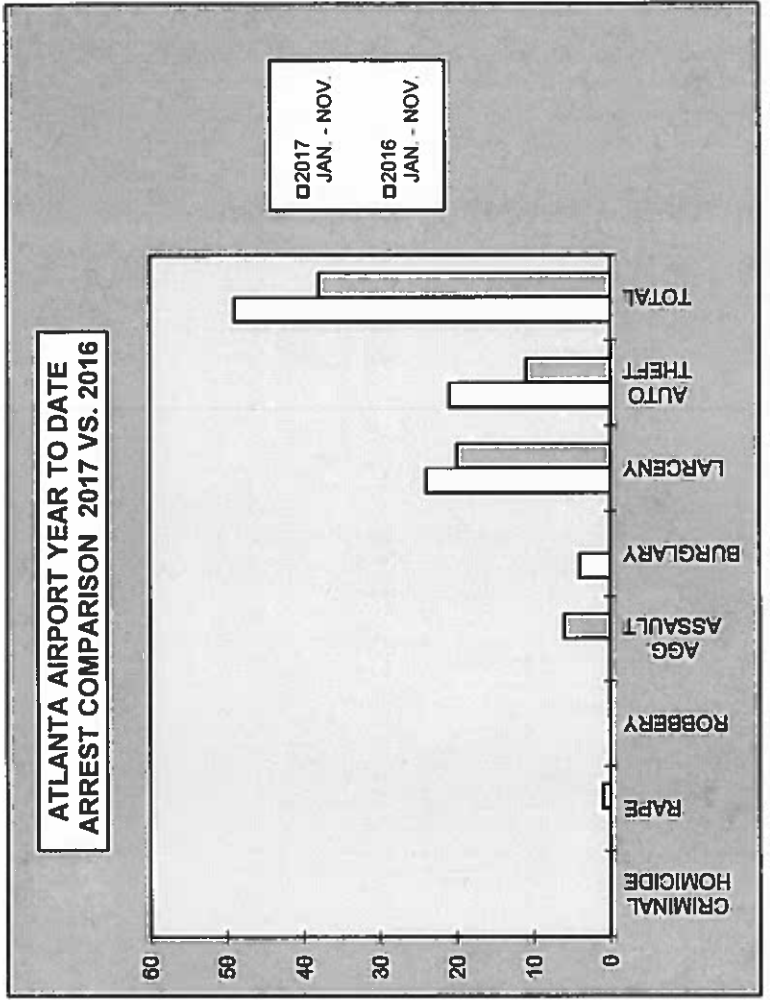


**2017  
ATLANTA AIRPORT  
ARREST COMPARISON**

NOVEMBER ARREST COMPARISON				
CRIME	NOV. 2017	NOV. 2016	# DIFFERENCE	% DIFFERENCE
CRIMINAL HOMICIDE	0	0	0	0%
RAPE	0	0	0	0%
ROBBERY	0	0	0	0%
AGG. ASSAULT	0	1	-1	-100%
BURGLARY	0	0	0	0%
LARCENY	2	4	-2	-50%
AUTO THEFT	2	3	-1	-33%
<b>TOTAL</b>	<b>4</b>	<b>8</b>	<b>-4</b>	<b>-50%</b>



FIRST 11 MONTHS ARREST COMPARISON				
CRIME	2017 JAN. - NOV.	2016 JAN. - NOV.	# DIFFERENCE	% DIFFERENCE
CRIMINAL HOMICIDE	0	0	0	0%
RAPE	0	1	-1	-100%
ROBBERY	0	0	0	0%
AGG. ASSAULT	0	6	-6	-100%
BURGLARY	4	0	4	100%
LARCENY	24	20	4	20%
AUTO THEFT	21	11	10	91%
<b>TOTAL</b>	<b>49</b>	<b>38</b>	<b>11</b>	<b>29%</b>



**2017  
ATLANTA AIRPORT  
CLEAR-UP RATE**

<b>CRIME</b>	<b>ATLANTA AIRPORT NOV. 2017 CLEAR-UP RATE</b>	<b>ATLANTA AIRPORT NOV. 2016 CLEAR-UP RATE</b>
CRIMINAL HOMICIDE	0%	0%
RAPE	0%	0%
ROBBERY	0%	0%
AGG. ASSAULT	0%	0%
BURGLARY	0%	0%
LARCENY	10%	20%
AUTO THEFT	27%	17%

