

FBI UNIFORM CRIME REPORTING

ATLANTA POLICE DEPARTMENT

226 PEACHTREE STREET, SW

ATLANTA, GEORGIA 30303



OCTOBER 2012

SUPPORT SERVICES DIVISION
INFORMATION SERVICES SECTION

TABLE OF CONTENTS

	Page
U. C. R. COMPARATIVE CRIME REPORT -----	1
RETURN A - MONTHLY RETURN OF OFFENSES KNOWN TO THE POLICE -----	2
PROPERTY STOLEN BY CLASSIFICATION -----	3
	3a
LAW ENFORCEMENT OFFICERS KILLED OR ASSAULTED -----	4
MONTHLY RETURN OF ARSON OFFENSES KNOWN TO LAW ENFORCEMENT -----	5
POLICE DISPOSITION OF JUVENILES -----	6
SUPPLEMENTARY HOMICIDE REPORT -----	7
SEX AND RACE OF PERSONS ARRESTED -----	8
	8a-8e
HOMICIDE COMPARISON REPORT -----	9
HOMICIDE BREAKDOWN REPORT -----	10
SEVEN MAJOR CRIMES - MONTHLY CRIME COMPARISON -----	11
SEVEN MAJOR CRIMES - YEAR TO DATE CRIME COMPARISON -----	12
SEVEN MAJOR CRIMES ARREST MONTHLY AND YEAR TO DATE COMPARISON -----	13
CRIMES AGAINST PERSONS MONTHLY AND YEAR TO DATE COMPARISON -----	14
CRIMES AGAINST PROPERTY MONTHLY AND YEAR TO DATE COMPARISON -----	15
CRIMES AGAINST PERSONS & PROPERTY MONTHLY COMPARISON BY ZONES -----	16
CRIMES AGAINST PERSONS & PROPERTY YEAR TO DATE COMPARISON BY ZONES -----	17
SEVEN MAJOR CRIMES MONTHLY CRIME COMPARISON BY ZONES -----	18
SEVEN MAJOR CRIMES - YEAR TO DATE CRIME COMPARISON BY ZONES -----	19
SEVEN MAJOR CRIMES - MONTHLY CRIME COMPARISON - ZONE 1 -----	20
SEVEN MAJOR CRIMES - YEAR TO DATE CRIME COMPARISON - ZONE 1 -----	21
SEVEN MAJOR CRIMES - MONTHLY CRIME COMPARISON - ZONE 2 -----	22
SEVEN MAJOR CRIMES - YEAR TO DATE CRIME COMPARISON - ZONE 2 -----	23
SEVEN MAJOR CRIMES - MONTHLY CRIME COMPARISON - ZONE 3 -----	24
SEVEN MAJOR CRIMES - YEAR TO DATE CRIME COMPARISON - ZONE 3 -----	25
SEVEN MAJOR CRIMES - MONTHLY CRIME COMPARISON - ZONE 4 -----	26
SEVEN MAJOR CRIMES - YEAR TO DATE CRIME COMPARISON - ZONE 4 -----	27
SEVEN MAJOR CRIMES - MONTHLY CRIME COMPARISON - ZONE 5 -----	28
SEVEN MAJOR CRIMES - YEAR TO DATE CRIME COMPARISON - ZONE 5 -----	29
SEVEN MAJOR CRIMES - MONTHLY CRIME COMPARISON - ZONE 6 -----	30
SEVEN MAJOR CRIMES - YEAR TO DATE CRIME COMPARISON - ZONE 6 -----	31
CLEAR-UP RATE COMPARISON -----	32
ATLANTA AIRPORT -----	33
RETURN A - MONTHLY RETURN OF OFFENSES KNOWN TO THE POLICE -----	34
PROPERTY STOLEN BY CLASSIFICATION -----	35
	35a
SEX AND RACE OF PERSONS ARRESTED -----	36
	36a-36e
SEVEN MAJOR CRIMES - MONTHLY CRIME COMPARISON -----	37
SEVEN MAJOR CRIMES - YEAR TO DATE CRIME COMPARISON -----	38
SEVEN MAJOR CRIMES ARREST MONTHLY AND YEAR TO DATE COMPARISON -----	39
CLEAR-UP RATE COMPARISON -----	40

OCTOBER 2012
U.C.R. COMPARATIVE CRIME REPORT
SUPPORT SERVICES DIVISION
RECORDS SECTION

	OCTOBER 2012		OCTOBER 2011		COMPARATIVE ACTUAL	% CHANGE ACTUAL	COMPARATIVE CLEARED	% CHANGE CLEARED
	ACTUAL	CLEARED	ACTUAL	CLEARED				
MURDER	8	5	7	4	1	14%	1	25%
RAPE	11	8	15	8	-4	-27%	0	0%
ROBBERY	185	39	208	50	-23	-11%	-11	-22%
AGG. ASSAULT	271	161	279	211	-8	-3%	-50	-24%
BURGLARY - RESIDENCE	502		549		-47	-9%		
BURGLARY - NON-RESIDENCE	47	58	74	84	-27	-36%	-26	-31%
LARCENY - \$200 AND OVER	429		563		-134	-24%		
LARCENY - \$50 TO \$199	118	294	115	342	3	3%	-48	-14%
LARCENY - UNDER \$50	846		939		-93	-10%		
AUTO THEFT	455	25	491	44	-36	-7%	-19	-43%
TOTAL	2,872		3,240		-368	-11%		
AUTOS RECOVERED	90		86		4	5%		

	2012 JANUARY - OCTOBER		2011 JANUARY - OCTOBER		COMPARATIVE ACTUAL	% CHANGE ACTUAL	COMPARATIVE CLEARED	% CHANGE CLEARED
	ACTUAL	CLEARED	ACTUAL	CLEARED				
MURDER	67	58	68	62	-1	-1%	-4	-6%
RAPE	95	72	143	85	-48	-34%	-13	-15%
ROBBERY	1,860	476	1,884	409	-24	-1%	67	16%
AGG. ASSAULT	3,072	1,950	2,913	1,895	159	5%	55	3%
BURGLARY - RESIDENCE	4,462		5,361		-899	-17%		
BURGLARY - NON-RESIDENCE	661	534	821	677	-160	-19%	-143	-21%
LARCENY - \$200 AND OVER	4,714		4,632		82	2%		
LARCENY - \$50 TO \$199	1,110	2,846	1,167	2,761	-57	-5%	85	3%
LARCENY - UNDER \$50	8,617		8,471		146	2%		
AUTO THEFT	4,140	333	4,503	370	-363	-8%	-37	-10%
TOTAL	28,798		29,963		-1,165	-4%		
AUTOS RECOVERED	803		742		61	8%		

RETURN A - MONTHLY RETURN OF OFFENSES KNOWN TO THE POLICE

1-720b (Rev. 8-30-94)
OMB No. 1110-0001

This report is authorized by law Title 28, Section 534, U. S. Code. While you are not required to respond, your cooperation in forwarding this report by the 7th day after the close of the month to Uniform Crime Reports, Federal Bureau of Investigation, Washington, D.C. 20535, will assist in compiling comprehensive, accurate national crime figures on a timely basis.

1	2	3	4	5	6
CLASSIFICATION OF OFFENSES	OFFENSES REPORTED OR KNOWN TO POLICE (INCLUDE "UNFOUNDED" AND ATTEMPTS)	UNFOUNDED, I.E., FALSE OR BASELESS COMPLAINTS	NUMBER OF ACTUAL OFFENSES (COLUMN 2 MINUS COLUMN 3) INCLUDE ATTEMPTS	TOTAL OFFENSES CLEARED BY ARREST OR EXCEPTIONAL MEANS (INCLUDES COL. 6)	NUMBER OF CLEARANCES INVOLVING ONLY PERSONS UNDER 18 YEARS OF AGE
1. CRIMINAL HOMICIDE					
a. MURDER AND NONNEGLIGENT HOMICIDE	8	0	8	5	0
b. MANSLAUGHTER BY NEGLIGENCE					
2. FORCIBLE RAPE TOTAL	12	1	11	8	1
a. Rape by Force	11	1	10	7	1
b. Attempts to commit Forcible Rape	1	0	1	1	0
3. ROBBERY TOTAL	190	5	185	39	0
a. Firearm	125	1	124	16	0
b. Knife or Cutting Instrument	7	0	7	3	0
c. Other Dangerous Weapon	12	1	11	3	0
d. Strong-Arm (Hands, Fists, Feet, etc.)	46	3	43	17	0
4. ASSAULT TOTAL	868	16	852	566	22
a. Firearm	91	2	89	35	0
b. Knife or cutting instrument	51	2	49	35	1
c. Other Dangerous Weapon	111	1	110	79	4
d. Strong-Arm	23	0	23	12	0
e. Other Assaults - Simple, Not Aggravated	592	11	581	405	17
5. BURGLARY TOTAL	556	7	549	58	1
a. Forcible Entry	438	6	432	39	1
b. Unlawful Entry - No Force	90	1	89	14	0
c. Attempted Forcible Entry	28	0	28	5	0
6. LARCENY THEFT TOTAL (except Motor Vehicle Theft)	1,429	36	1,393	294	7
7. MOTOR VEHICLE THEFT TOTAL	492	37	455	25	1
a. Autos	429	37	392	19	1
b. Trucks and Buses	43	0	43	1	0
c. Other Vehicles	20	0	20	5	0
GRAND TOTAL	3,555	102	3,453	995	32

CHECKING ANY OF THE APPROPRIATE BLOCKS BELOW WILL ELIMINATE YOUR NEED TO SUBMIT REPORTS WHEN THE VALUES ARE ZERO. THIS WILL ALSO AID THE NATIONAL PROGRAM IN ITS QUALITY CONTROL EFFORTS.

- NO SUPPLEMENTARY HOMICIDE REPORT SUBMITTED SINCE NO MURDERS, JUSTIFIABLE HOMICIDES, OR MANSLAUGHTER BY NEGLIGENCE OCCURRED IN THIS JURISDICTION DURING THE MONTH.
- NO SUPPLEMENT TO RETURN A REPORT SINCE NO CRIME OFFENSES OR RECOVERY OF PROPERTY REPORTED DURING THE MONTH.
- NO LAW ENFORCEMENT OFFICERS KILLED OR ASSAULTED REPORT SINCE NONE OF THE OFFICERS WERE ASSAULTED OR KILLED DURING THE MONTH.

- NO AGE, SEX, AND RACE OF PERSONS ARRESTED UNDER 18 YEARS OF AGE REPORT SINCE NO ARRESTS OF PERSONS WITHIN THIS AGE GROUP.
- NO AGE, SEX, AND RACE OF PERSONS ARRESTED 18 YEARS OF AGE AND OVER REPORT SINCE NO ARRESTS OF PERSONS WITHIN THIS AGE GROUP.
- NO MONTHLY RETURN OF ARSON OFFENSES KNOWN TO LAW ENFORCEMENT REPORT SINCE NO ARSONS OCCURRED.

DO NOT USE THIS SPACE

	INITIALS
RECORDED	
EDITED	
ENTERED	
ADJUSTED	
LINKED	

* TOTALS INCLUDE PREVIOUS OFFENSES

OCTOBER 2012

Month and Year of Report

GAAPD 0000

Agency Identifier

NOVEMBER 14, 2012

Date

ATLANTA POLICE DEPARTMENT - GEORGIA

Agency and State

Chiff
Prepared By **LIEUTENANT**
George N. Turner
Chief, Commissioner, Sheriff, or Superintendent **CHIEF**

PROPERTY STOLEN BY CLASSIFICATION

CLASSIFICATION	DATA ENTRY	Number of Actual Offenses (Column 4 Return A)	Monetary Value of Property Stolen
1. MURDER AND NONNEGLIGENT MANSLAUGHTER	12	8	\$ 0.00
2. FORCIBLE RAPE	20	11	\$ 0.00
3. ROBBERY			
(a) HIGHWAY (streets, alleys, etc.)	31	128	34,646.00
(b) COMMERCIAL HOUSE (except c, d, and f)	32	15	310,336.00
(c) GAS OR SERVICE STATION	33	2	3.00
(d) CONVENIENCE STORE	34	6	462.00
(e) RESIDENCE (anywhere on premises)	35	29	67,015.00
(f) BANK	36	0	0.00
(g) MISCELLANEOUS	37	5	3,090.00
TOTAL ROBBERY	30	185	\$ 415,552.00
5. BURGLARY - BREAKING OR ENTERING			
(a) RESIDENCE (dwelling)			
(1) NIGHT (6 p.m. - 6 a.m.)	51	147	105,117.00
(2) DAY (6 a.m. - 6 p.m.)	52	355	498,357.00
(3) UNKNOWN	53	0	0.00
(b) NON-RESIDENCE (store, office, etc.)			
(1) NIGHT (6 p.m. - 6 a.m.)	54	27	21,762.00
(2) DAY (6 a.m. - 6 p.m.)	55	20	49,352.00
(3) UNKNOWN	56	0	0.00
TOTAL BURGLARY	50	549	\$ 674,588.00
6. LARCENY - THEFT (Except Motor Vehicle Theft)			
(a) \$200 AND OVER	61	429	809,173.00
(b) \$50 TO \$200	62	118	13,236.00
(c) UNDER \$50	63	846	2,144.00
TOTAL LARCENY (Same as Item 6X)	60	1,393	\$ 824,553.00
7. MOTOR VEHICLE THEFT (Include Alleged Joy Ride)	70	455	\$ 583,302.00
GRAND TOTAL - ALL ITEMS	77		\$ 2,497,995.00
<u>ADDITIONAL ANALYSIS OF LARCENY AND MOTOR VEHICLE THEFT</u>			
6X. NATURE OF LARCENIES UNDER ITEM 6			
(a) POCKET-PICKING	81	10	1,478.00
(b) PURSE-SNATCHING	82	33	6,303.00
(c) SHOPLIFTING	83	254	49,319.00
(d) FROM MOTOR VEHICLES (except e)	84	570	323,833.00
(e) MOTOR VEHICLE PARTS AND ACCESSORIES	85	121	52,740.00
(f) BICYCLES	86	18	8,819.00
(g) FROM BUILDING (except c and h)	87	146	119,089.00
(h) FROM ANY COIN-OPERATED MACHINES (parking meters, etc.)	88	2	233.00
(i) ALL OTHER	89	239	262,739.00
TOTAL LARCENIES (Same as Item 6)	80	1,393	\$ 824,553.00
7X. MOTOR VEHICLES RECOVERED			
(a) STOLEN LOCALLY AND RECOVERED LOCALLY	91	88	
(b) STOLEN LOCALLY AND RECOVERED BY OTHER JURISDICTIONS	92	2	
(c) TOTAL LOCALLY STOLEN MOTOR VEHICLES RECOVERED (a & b)	93	90	
(d) STOLEN IN OTHER JURISDICTIONS AND RECOVERED LOCALLY	90	N/A	

SUPPLEMENT TO RETURN A
MONTHLY RETURN OF OFFENSES KNOWN TO THE POLICE

1-706 (Rev. 8-30-94)
Form Approved
OMB No. 1110-0007

This report is authorized by law, Title 28, Section 534, U. S. Code. While you are not required to respond, your cooperation in submitting this report with the Return A will assist the FBI in compiling comprehensive, accurate figures on a timely basis.

This form deals with the nature of crime and the monetary value of property stolen and recovered. The total offenses recorded on the form should be the same as the number of actual offenses listed in Column 4 of the Return A for each crime class. Include attempted crimes on this form, but do not include unfounded offenses. If you cannot complete the report in all areas, please record as much information as is available. Tally sheets will be sent upon request.

PROPERTY BY TYPE AND VALUE

Type of Property (1)	Data Entry	Monetary Value of Property Stolen in Your Jurisdiction	
		Stolen (2)	Recovered (3)
(A) Currency, Notes, Etc.	01	\$ 150,808.00	\$ 1.00
(B) Jewelry and Precious Metals	02	605,934.00	0.00
(C) Clothing and Furs	03	53,835.00	0.00
(D) Locally Stolen Motor Vehicles	04	583,302.00	27,578.00
(E) Office Equipment	05	10,790.00	0.00
(F) Televisions, Radios, Stereos, Etc.	06	528,512.00	4.00
(G) Firearms	07	11,372.00	0.00
(H) Household Goods	08	29,465.00	0.00
(I) Consumable Goods	09	6,975.00	0.00
(J) Livestock	10	0.00	0.00
(K) Miscellaneous	11	517,002.00	2.00
TOTAL	00	\$ 2,497,995.00	\$ 27,585.00

The total of this column should agree with the Grand Total (DATA ENTRY 77) shown on page 2.

Include in this column all property recovered even though stolen in prior months. The above is an accounting for only that property stolen in your jurisdiction. This will include property recovered for you by other jurisdictions, but not property you recover for them.

NOVEMBER 14, 2012
DATE

[Signature] LIEUTENANT
PREPARED BY TITLE

[Signature] CHIEF
CHIEF, COMMISSIONER, SHERIFF OR SUPERINTENDENT

OCTOBER 2012
Month and Year of Report

GAAPD 0000
Agency Identifier

ATLANTA POLICE DEPARTMENT - GEORGIA
Agency and State

LAW ENFORCEMENT OFFICERS KILLED OR ASSAULTED

It is requested this report be completed and transmitted with monthly crime reports to: Director, Federal Bureau of Investigation, Uniform Crime Reports, Washington, D. C. 20535. This form should be used to report the number of your officers who were assaulted or killed in the line of duty during the month. Additional information concerning officers killed will be requested by a separate questionnaire.

OFFICERS KILLED	Number of your law enforcement officers killed in the line of duty this month.	By felonious act	0
		By accident or negligence	0

Officers Assaulted (Do not include officers killed) - See other side for instructions.

Type of Activity	Total Assaults by Weapon	Type of Weapon				Type of Assignment							Police Assaults Cleared				
		A	B	C	D	E	Two-Officer Vehicle		Detective or Special Assign.			Other					
							F	G	H	I	J			K	L	M	
1. Responding to "Disturbance" calls (family quarrels, man with gun, etc.)	0																
2. Burglaries in progress or pursuing burglary suspects	0																
3. Robberies in progress or pursuing robbery suspects	0																
4. Attempting other arrests	2					2											2
5. Civil disorder (riot, mass disobedience)	0																
6. Handling, transporting, custody of prisoners	6					6	1	2									6
7. Investigating suspicious persons or circumstances	4	2			1	1		4									4
8. Ambush - no warning	2				2			2									2
9. Mentally deranged	0																
10. Traffic pursuits and stops	5				3	2		2				3					5
11. All Other	2				1	1	2										2
12. TOTAL (1-11)	21	2	2	0	7	12	0	3	10	0	3	0	0	5			21
13. Number with personal injury	0																
14. Number without personal injury	21	2			7	12											
15. Time of assaults	AM	6	5			1											
	PM	1		2	2	3		1									

DO NOT WRITE HERE

Recorded	Initials
Edited	
Punched	
Verified	
Adjusted	
DOJ/FBI	

OCTOBER 2012 GAAPD 0000
 Month and Year Agency Identifier
 ATLANTA POLICE DEPARTMENT GEORGIA
 Agency State
 Prepared By: *[Signature]* LIEUTENANT
 Chief, Sheriff, Commissioner, Superintendent

MONTHLY RETURN OF ARSON OFFENSES KNOWN TO LAW ENFORCEMENT

DO-73 (2-11-82)
Form Approved
OMB No. 1110-0008

This report is authorized by law Title 28, Section 534, United States Code, and the enactment of the fiscal year 1979, Department of Justice Authorization Bill S. 3151. While you are not required to respond, your cooperation in using this form to report all incidents of arson which become known to your department during the month will assist the FBI in compiling comprehensive, accurate data on a timely basis. Instructions appear on reverse side.

1		2	3	4	5	6	7	8
PROPERTY CLASSIFICATION		Offenses Reported or Known to Police (Include Unfounded and Attempts)	Unfounded, i.e. False or Baseless Complaints	Number of Actual Offenses (Column 2 Minus Column 3 (Include Attempts))	Total Offenses Cleared by Arrest or Exceptional Means (Include Column 6)	Number of Clearances Involving Only Persons Under 18 Years of Age	Offenses Where Structures Uninhabited Abandoned, or not Normally in Use	Estimated Value of Property Damage
STRUCTURAL	A. Single Occupancy Residential: Houses, Townhouses, Duplexes, etc.	17	11	6			2	\$ 109,700.
	B. Other Residential: Apartments, Tenements, Flats, Hotels, Motels, Inns, Dormitories, Boarding Houses, etc.	4	1	3			3	\$ 14,000.
	C. Storage: Barns, Garages, Warehouses, etc.							\$
	D. Industrial/Manufacturing							\$
	E. Other Commercial: Stores, Restaurants, Offices, etc.	2	2					\$
	F. Community/Public: Churches, Jails, Schools, Colleges, Hospitals, etc.	1		1	1	1		\$ 20,000.
	G. All Other Structure: Out Buildings, Monuments, Buildings Under Construction, etc.							\$
	TOTAL STRUCTURE	24	14	10	1	1	5	\$ 143,700.
MOBILE	H. Motor Vehicles: Automobiles, Trucks, Buses, Motorcycles, etc.: UCR Definition	4	3	1	1			\$ 2,000.
	I. Other Mobile Property: Trailers, Recreational Vehicles, Airplanes, Boats, etc.							\$
	TOTAL MOBILE	4	3	1	1			\$ 2,000.
J. TOTAL OTHER Crops, Timber, Fences, Signs, etc.	2	2					\$	
GRAND TOTAL		30	19	11	2	1	5	\$ 145,700.

Agency Identifier GAAPD 0000 Month OCTOBER 2012
 Agency ATLANTA POLICE DEPARTMENT State GEORGIA
 Prepared by [Signature] LIEUTENANT
[Signature] CHIEF
 Chief, Commissioner, Sheriff, or Superintendent

DO NOT WRITE HERE	
Recorded	
Edited	
Entered	
Adjusted	
Corres.	

AGENCY IDENTIFIER GAAPD 0000 REPORTING PERIOD OCTOBER 20 12

AGENCY NAME ATLANTA POLICE DEPARTMENT

POLICE DISPOSITION OF JUVENILES

-Not to include neglect or traffic cases-

1. Handled within Department and released.
(Warning, released to parents, etc.)

2. Referred to juvenile court or probation department.

3. Referred to welfare agency.

4. Referred to other police agency.

5. Referred to criminal or adult court.

	69
TOTAL	69

NOVEMBER 14, 2012

DATE

Carl Johnson LIEUTENANT
PREPARED BY TITLE
George N. Tunstall CHIEF
APPROVED BY TITLE

GCIC USE ONLY

Recorded	_____
Reviewed	_____
Punched	_____
Verified	_____

RETURN TO

Georgia Crime Information Center/Uniform Crime Reporting
P. O. Box 1456
Atlanta, Georgia 30301

Return on or before the 7th of the following month.

GCIC/UCR-012 (9/74)

PAGE 1 OF 1
SUPPLEMENTARY HOMICIDE REPORT

1-704 (Rev. 4-24-95)
Form Approved
OMB No. 1110-0002

This report is authorized by law Title 28, Section 534, United States Code. While you are not required to respond, your cooperation in using this form to list data pertaining to all homicides reported on your Return A will assist the FBI in compiling comprehensive, accurate data regarding this important classification on a timely basis.

1a. Murder and Nonnegligent Manslaughter

List below specific information for all offenses shown in item 1a of the monthly Return A. In addition, list all justifiable killings of felons by a citizen or by a peace officer in the line of duty. A brief explanation in the circumstances column regarding unfounded homicide offenses will aid the national Uniform Crime Reporting Program in editing the reports.

Incident	Situation*	Victim **				Offender**				Data Code			Weapon Used (Handgun, Rifle, Shotgun, Club, Poison, etc.)	Relationship of Victim to Offender (Husband, Wife, Son, Father, Acquaintance, Neighbor, Stranger, etc.)	Circumstances (Victim shot by robber, robbery victim shot robber, killed by patron during barroom brawl, etc.)
		Age	Sex	Race	Ethnicity	Age	Sex	Race	Ethnicity	Do Not Write In These Spaces					
	B	23	M	W	N								HANDGUN - 40 CAL.	UNKNOWN	OTHER
	B	24	M	B	N								HANDGUN	UNKNOWN	OTHER
	A	36	F	B	N	36	M	B	N				STRANGULATION	GIRLFRIEND	OTHER ARGUMENTS
	B	24	M	B	N								HANDGUN	UNKNOWN	OTHER
	B	58	M	B	N								BLUNT OBJECT	UNKNOWN	OTHER
	A	19	M	B	N	21	M	B	N				HANDGUN	ACQUAINTANCE	ROBBERY
	B	28	F	B	N								BLUNT OBJECT	UNKNOWN	OTHER
	A	29	M	B	N	47	M	B	N				KNIFE	OTHER FAMILY	OTHER ARGUMENTS

* - See reverse side for explanation

OCTOBER 2012

Month and Year

ATLANTA POLICE DEPARTMENT

Agency

GAAPD 0000

Agency Identifier

GEORGIA

State

George N. Turner
Prepared By
George N. Turner

LIEUTENANT

Title

CHIEF

Chief, Sheriff, Commissioner, Superintendent

DO NOT WRITE HERE	
Recorded	
Edited	
Punched	
Verified	
Adjusted	

SSD/11-14-12

**ATLANTA POLICE DEPARTMENT
AGE, SEX, AND RACE OF PERSONS ARRESTED
17 YEARS OF AGE AND OVER**

MONTH OCTOBER

YEAR 2012

CLASSIFICATION OF OFFENSES	SEX	AGE OF PERSON ARRESTED																TOTAL	RACE				ETHNIC	
		17	18	19	20	21	22	23	24 29	30 34	35 39	40 44	45 49	50 54	55 59	60 64	65 UP		White	Black	Native Amer.	Asian/Pacific	Whi. Hispanic	Blck Hispanic
Murder/Nonnegligent Manslaughter	01a M					1	1	2			1		1					6						
	F																	0		6				
Manslaughter by Negligence	01b M																	0						
	F																	0						
Forcible Rape	02 M				1					1	1							3						
	F																	0		3				
Robbery	03 M	2	4	3	5	5	3	2	7	2	3	2	3				1	42						
	F			2	1				4		1							8	3	47				
Aggravated Assault	04 M		5	1	4	2	1	2	10	13	9	6	13	11	3	1	1	82						
	F		1	1	1	1	2	2	12	4	1	3	3	4	2			37	7	110	2			
Burglary- Breaking or Entering	05 M	2	1	3	4		1	1	10	2	5	1	3	5	2	1	2	43						
	F		1								1							2	2	43				
Larceny - Theft (except Motor Vehicle Theft)	06 M	13	8	9	14	4	4	10	24	18	15	22	17	25	16	2	3	204						
	F	3	2	2	9	8	14	7	8	7	7	8	3	11	4	2		95	49	249		1		
Motor Vehicle Theft	07 M	1			2				4			2	1	2	2			14						
	F									1								1	2	13				
Other Assaults	08 M	4	7	1	9	10	6	10	41	32	15	17	22	11	9	3	2	199						
	F	2	7	5	7	3		3	19	8	3	8	5	3	1	1		75	34	238		2		
Arson	09 M			1														1						
	F																	0	1					
Forgery and Counterfeiting	10 M	1		2		1	1		3	4		1	2	4	2			21						
	F	1			1				4					3				9	6	24				
Fraud	11 M						3	2	3	6	4	5	8	4			1	36						
	F				1			1	6	2	1	2	2	2				17	14	38		1		
Embezzlement	12 M		1						1	1			1					4						
	F								1	1	1			1				4	1	7				
Stolen Property, Buying, Receiving, Possessing	13 M	2	3			1	1		3	4	1	3	5	2				25						
	F								2	1		1						4	3	26				
Vandalism	14 M	4		1	3	3	2		2	9	3	4	4	2	2			39						
	F		1	1	1	2		3	3	2	3	1			1			18	11	46				
Weapons	15 M	1		3	2	3	1	1	5	4	2	2	1					25						
	F							1	1	2		1						5	5	25				

ATLANTA POLICE DEPARTMENT
 AGE, SEX, AND RACE OF PERSONS ARRESTED
 17 YEARS OF AGE AND OVER

MONTH OCTOBER

YEAR 2012

CLASSIFICATION OF OFFENSES	SEX	AGE OF PERSON ARRESTED																TOTAL	RACE				ETHNIC		
		17	18	19	20	21	22	23	24 29	30 34	35 39	40 44	45 49	50 54	55 59	60 64	65 UP		White	Black	Native Amer.	Asian/Pacific	Whi. Hispanic	Blck Hispanic	
Prostitution and Commercialized Vice	M			1		1			7	5	2	2	4	1				23							
	F		3	7	3	6	3	8	20	6	8	9	4	4				81	26	77		1			
Sex Offenses (except Rape and Prostitution)	M	2	3	2		2	1	4	13	11	9	18	24	19	11	7	3	129							
	F								2	3	1	3		1			10	19	120						
Drug Abuse Violations Grand Total	M	1	9	14	28	18	19	17	99	46	31	30	27	15	12	7	5	378							
	F	0	2	5	5	3	4	5	17	4	6	2	5	8	0	0	0	66	58	383	1	2	0	0	0
(1) Sale/Manufacturing Subtotal	M	0	0	1	3	1	1	4	15	10	3	4	7	0	1	3	0	53							
	F	0	0	0	1	0	0	0	0	0	3	0	1	1	0	0	0	6	5	53	1	0	0	0	0
Opium or Cocaine and their derivatives	M				1		1	1	2	2			4					11							
	F																	1		12					
Marijuana	M			1	1			1	8	6	3	1	2			3		26							
	F				1						2		1	1				5		31					
Synthetic Narcotics	M																	0							
	F																	0							
Other Dangerous Non-Narcotic Drugs	M				1	1		2	5	2		3	1		1			16							
	F																	0	5	10	1				
(2) Possession Subtotal	M	1	9	13	25	17	18	13	84	36	28	26	20	15	11	4	5	325							
	F	0	2	5	4	3	4	5	17	4	3	2	4	7	0	0	0	60	53	330	0	2	0	0	0
Opium or Cocaine and their derivatives	M		2	1	3	1	2	1	15	6	8	7	13	6	7	2	2	76							
	F			1			2	1	3	3	1	1	4	4				20	29	67					
Marijuana	M	1	7	12	22	16	16	12	66	28	19	17	7	9	4	2	3	241							
	F		2	4	4	2	1	4	14	1	2	1		3				38	17	261		1			
Synthetic Narcotics	M								1	2								3							
	F					1	1											2	4			1			
Other Dangerous Non-Narcotic Drugs	M								2		1	2						5							
	F																	0	3	2					
Gambling Total	M	0	0	0	1	0	0	0	1	0	0	0	2	1	0	0	0	5							
	F	0	0	0	0	0	0	0	0	0	0	0	0	0	0	0	0	0	0	5	0	0	0	0	0
Bookmaking	M																	0							
	F																	0							
Numbers and Lottery	M																	0							
	F																	0							

**ATLANTA POLICE DEPARTMENT
AGE, SEX, AND RACE OF PERSONS ARRESTED
17 YEARS OF AGE AND OVER**

MONTH OCTOBER

YEAR 2012

CLASSIFICATION OF OFFENSES	SEX	AGE OF PERSON ARRESTED																TOTAL	RACE				ETHNIC	
		17	18	19	20	21	22	23	24 29	30 34	35 39	40 44	45 49	50 54	55 59	60 64	65 UP		White	Black	Native Amer.	Asian/Pacific	Whi. Hispanic	Blck Hispanic
All Other Gambling	M				1				1				2	1				5						
	F																	0		5				
Offenses Against Family And Children	M									1								1						
	F								1									1		2				
Driving Under the Influence	M		1			2	2	4	22	15	8	10	6	5	3	1	2	81						
	F		1	1	1	1	1	4	13	9	4	1	1	1	1	1	1	40	54	66		1		
Liquor Laws	M			1	1	2	6	1	17	14	17	26	41	46	38	15	6	231						
	F								1	3	1	7	3	4	5	1	25	25	231					
Drunkenness	M				3	1	1	3	14	2	5	9	11	12	7	4	72							
	F		1			1		1	3	1	1	5	4	2			19	17	73		1			
Disorderly Conduct	M		4	4	3	8	10	1	30	21	18	28	27	24	9	3	2	192						
	F	2	1			5	5	2	13	12	9	8	6	9	6		78	31	237		2			
Vagrancy	M						1			3		5	2	6	4	4	3	28						
	F									1							1	5	24					
All Other Offenses (except Traffic)	M	1	9	5	8	9	5	6	42	31	42	25	52	44	35	12	7	333						
	F		1		1	1	1	1	14	4	8	6	6	8	1	1	1	54	46	340		1		
Suspicion	M																	0						
	F																	0						
TOTAL		42	76	75	119	104	99	104	502	316	247	283	319	300	176	67	38	2867	419	2433	3	12	0	0

-08-

OCTOBER 2012

Month and Year of Report

GAAPD 0000

Agency Identifier

NOVEMBER 14, 2012

Date

Curtis Johnson
Prepared By LIEUTENANT
Title

George W. Turner
Chief, Commissioner, Sheriff, or Superintendent CHIEF

ATLANTA POLICE DEPARTMENT - GEORGIA

Agency and State

ATLANTA POLICE DEPARTMENT
 AGE, SEX, AND RACE OF PERSONS ARRESTED
 16 YEARS OF AGE AND UNDER

MONTH OCTOBER
 YEAR 2012

CLASSIFICATION OF OFFENSES	SEX	AGE						RACE				ETHNIC	
		09	1012	1314	15	16	TOTAL	White	Black	Native Amer.	Asian/Pacific	Whi. Hispanic	Black Hispanic
Murder/Nonnegligent Manslaughter	01a	M					0						
	F						0						
Manslaughter by Negligence	01b	M					0						
	F						0						
Forcible Rape	02	M		1			1						
	F						0		1				
Robbery	03	M					0						
	F						0						
Aggravated Assault	04	M			1	2	3						
	F			1		1	2		5				
Burglary- Breaking or Entering	05	M				1	1						
	F				1		1		2				
Larceny - Theft (except Motor Vehicle Theft)	06	M			1	4	3	8					
	F				2		2		10				
Motor Vehicle Theft	07	M		1	4	2	3	10					
	F						0		10				
Other Assaults	08	M		1	4	2	4	11					
	F				3	3	1	7		18			
Arson	09	M					0						
	F						0						
Forgery and Counterfeiting	10	M					0						
	F						0						
Fraud	11	M					0						
	F						0						
Embezzlement	12	M					0						
	F						0						
Stolen Property, Buying, Receiving, Possessing	13	M			3	2	3	8					
	F						0		8				
Vandalism	14	M					0						
	F					3	3		3				
Weapons	15	M					0						
	F						0						
Prostitution and Commercialized Vice	16	M					0						
	F						0						

-28-

ATLANTA POLICE DEPARTMENT
 AGE, SEX, AND RACE OF PERSONS ARRESTED
 16 YEARS OF AGE AND UNDER

MONTH OCTOBER
 YEAR 2012

CLASSIFICATION OF OFFENSES	SEX	AGE						RACE				ETHNIC	
		09	1012	1314	15	16	TOTAL	White	Black	Native Amer.	Asian/Pacific	Whi. Hispanic	Blck Hispanic
Sex Offenses (except Rape and Prostitution) 17	M						0						
	F						0						
Drug Abuse Violations Grand Total 18	M	0	0	2	0	0	2						
	F	0	0	0	0	0	0	0	2	0	0	0	0
(1) Sale/Manufacturing Subtotal 180	M	0	0	0	0	0	0						
	F	0	0	0	0	0	0	0	0	0	0	0	0
Opium or Cocaine and their Derivatives a	M						0						
	F						0						
Marijuana b	M						0						
	F						0						
Synthetic Narcotics c	M						0						
	F						0						
Other Dangerous Non-Narcotic Drugs d	M						0						
	F						0						
(2) Possession Subtotal 185	M	0	0	2	0	0	2						
	F	0	0	0	0	0	0	0	2	0	0	0	0
Opium or Cocaine and their Derivatives e	M						0						
	F						0						
Marijuana f	M			2			2						
	F						0		2				
Synthetic Narcotics g	M						0						
	F						0						
Other Dangerous Non-Narcotic Drugs h	M						0						
	F						0						
Gambling Total 19	M	0	0	0	0	0	0						
	F	0	0	0	0	0	0	0	0	0	0	0	0
Bookmaking a	M						0						
	F						0						
Numbers and Lottery b	M						0						
	F						0						
All Other Gambling c	M						0						
	F						0						
Offenses Against Family and Children 20	M						0						
	F						0						

- 87 -

**ATLANTA POLICE DEPARTMENT
AGE, SEX, AND RACE OF PERSONS ARRESTED
16 YEARS OF AGE AND UNDER**

MONTH OCTOBER

YEAR 2012

CLASSIFICATION OF OFFENSES	SEX	AGE					TOTAL	RACE				ETHNIC		
		09	1012	1314	15	16		White	Black	Native Amer.	Asian/Pacific	Whi. Hispanic	Blck Hispanic	
Driving Under the Influence 21	M						0							
	F						0							
Liquor Laws 22	M						0							
	F						0							
Drunkenness 23	M						0							
	F						0							
Disorderly Conduct 24	M			2	3		5							
	F				2		2		7					
Vagrancy 25	M						0							
	F						0							
All Other Offenses (except Traffic) 26	M				2		2							
	F			1			1	1	2					
Suspicion 27	M						0							
	F						0							
Curfew and Loitering 28	M						0							
	F						0							
Run-Aways 29	M						0							
	F						0							
Total			0	3	24	24	18	69	1	68	0	0	0	0

-e8-

OCTOBER 2012

Month and Year of Report

GAAPD 0000



Agency Identifier

NOVEMBER 14, 2012

Date

ATLANTA POLICE DEPARTMENT - GEORGIA

Agency and State


 LIEUTENANT
 Prepared By

 CHIEF
 Chief, Commissioner, Sheriff, or Superintendent

UNIFORM CRIME REPORTING

**LAW ENFORCEMENT
OPERATIONS
&
MANAGEMENT**

CRIME AREA COMPARISON

**SUPPORT SERVICES DIVISION
Information Services Section**

**OCTOBER 2012
OCTOBER 2011**


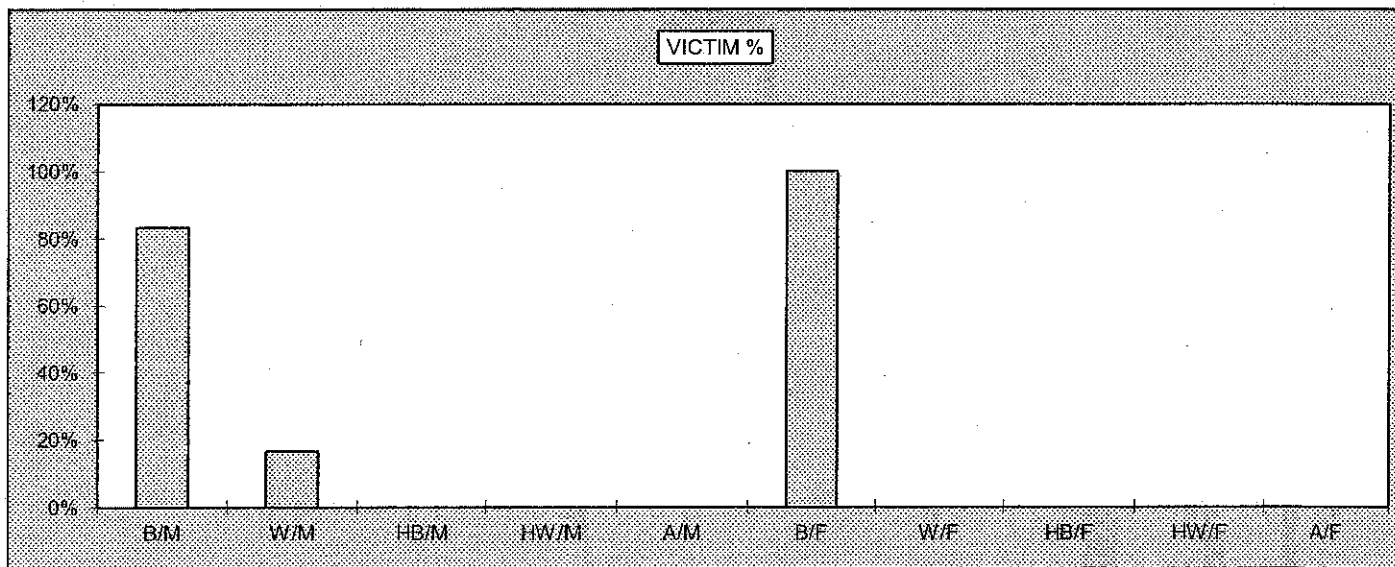
**2012
OCTOBER HOMICIDE COMPARISON
BY RACE, SEX, AND ETHNIC ORIGIN**

	VICTIM	PERPETRATOR
B/M	5	3
W/M	1	0
HB/M	0	0
HW/M	0	0
A/M	0	0
TOTAL MALES	6	3
B/F	2	0
W/F	0	0
HB/F	0	0
HW/F	0	0
A/F	0	0
TOTAL FEMALES	2	0
TOTAL	8	3

	VICTIM %	PERPETRATOR %
B/M	83%	100%
W/M	17%	0%
HB/M	0%	0%
HW/M	0%	0%
A/M	0%	0%

B/F	100%	0%
W/F	0%	0%
HB/F	0%	0%
HW/F	0%	0%
A/F	0%	0%

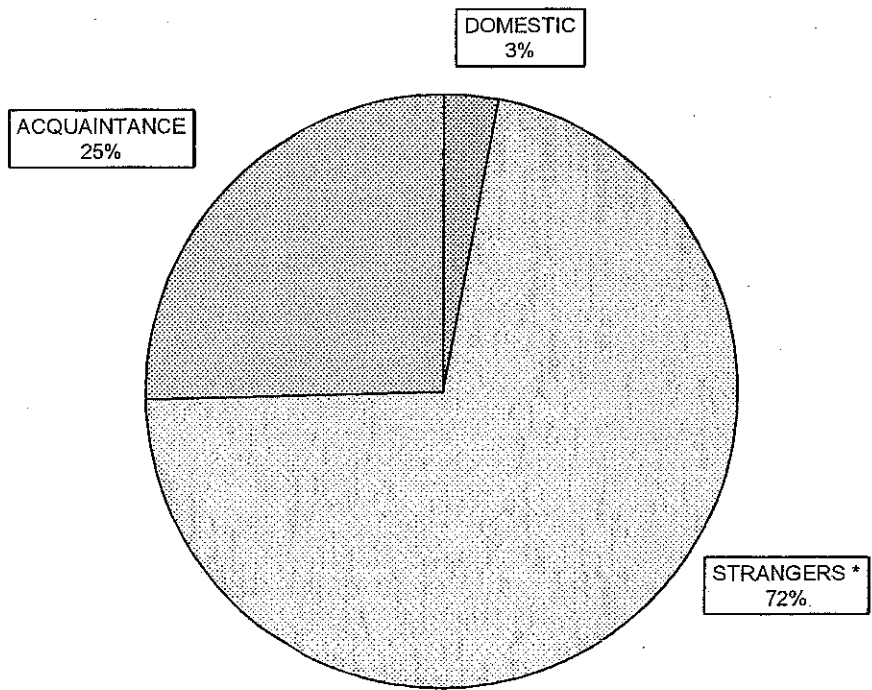
PERPETRATOR UNKNOWN FOR 5 HOMICIDES



**2012
HOMICIDE BREAKDOWN
YEAR TO DATE**

OCTOBER							
MONTH	ACTUAL	DOMESTIC	%	STRANGERS *	%	ACQUAINTANCE	%
JANUARY	4	0	0%	3	75%	1	25%
FEBRUARY	5	0	0%	4	80%	1	20%
MARCH	10	0	0%	7	70%	3	30%
APRIL	5	0	0%	5	100%	0	0%
MAY	5	0	0%	2	40%	3	60%
JUNE	9	0	0%	4	44%	5	56%
JULY	7	0	0%	7	100%	0	0%
AUGUST	8	0	0%	7	88%	1	12%
SEPTEMBER	6	2	33%	4	67%	0	0%
OCTOBER	8	0	0%	5	63%	3	37%
NOVEMBER							
DECEMBER							
TOTAL	67	2	3%	48	72%	17	25%

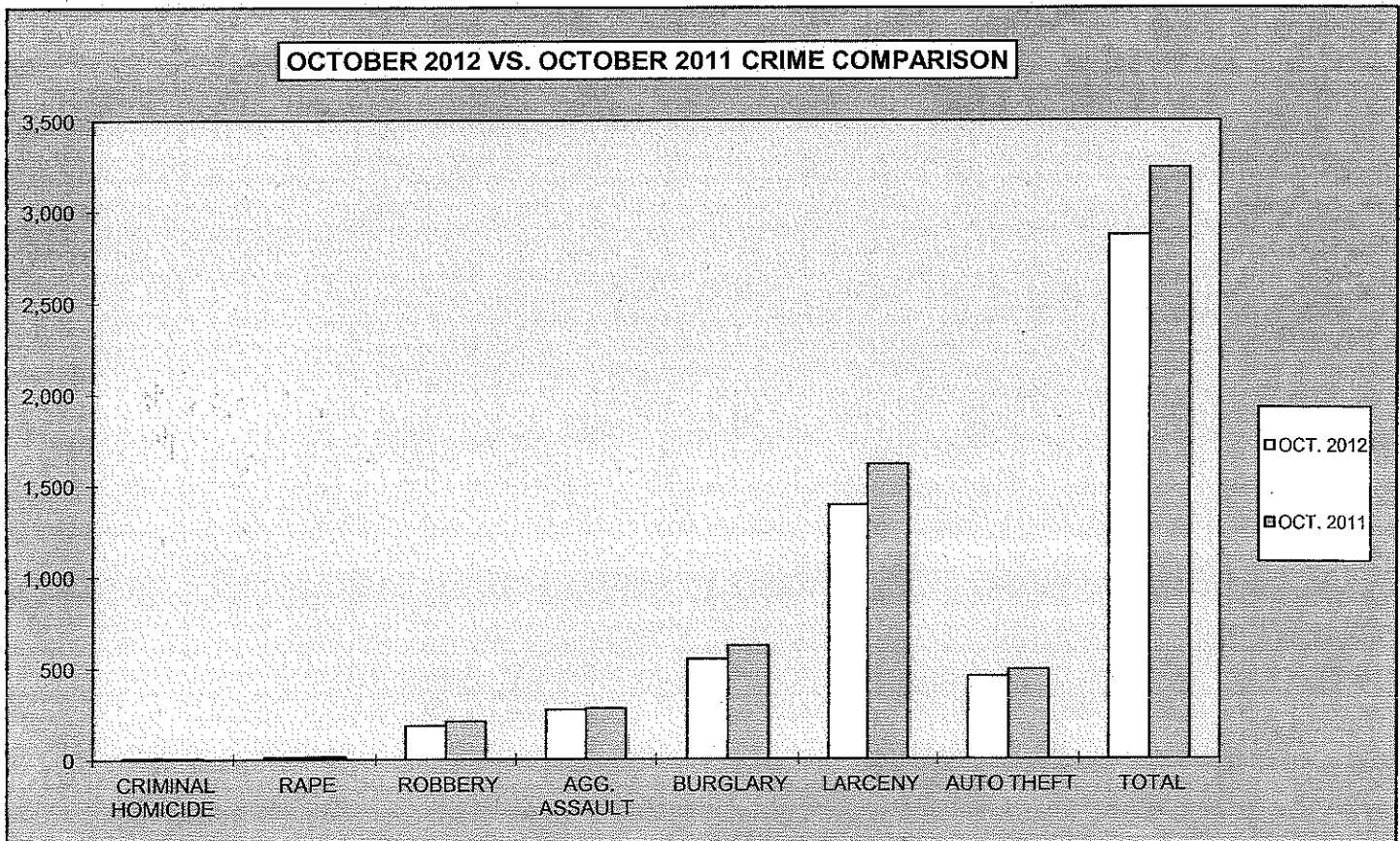
HOMICIDE BREAKDOWN BY VICTIM/OFFENDER RELATIONSHIP



* UNKNOWN INCLUDED IN WITH STRANGERS

**2012
MONTHLY CRIME COMPARISON**

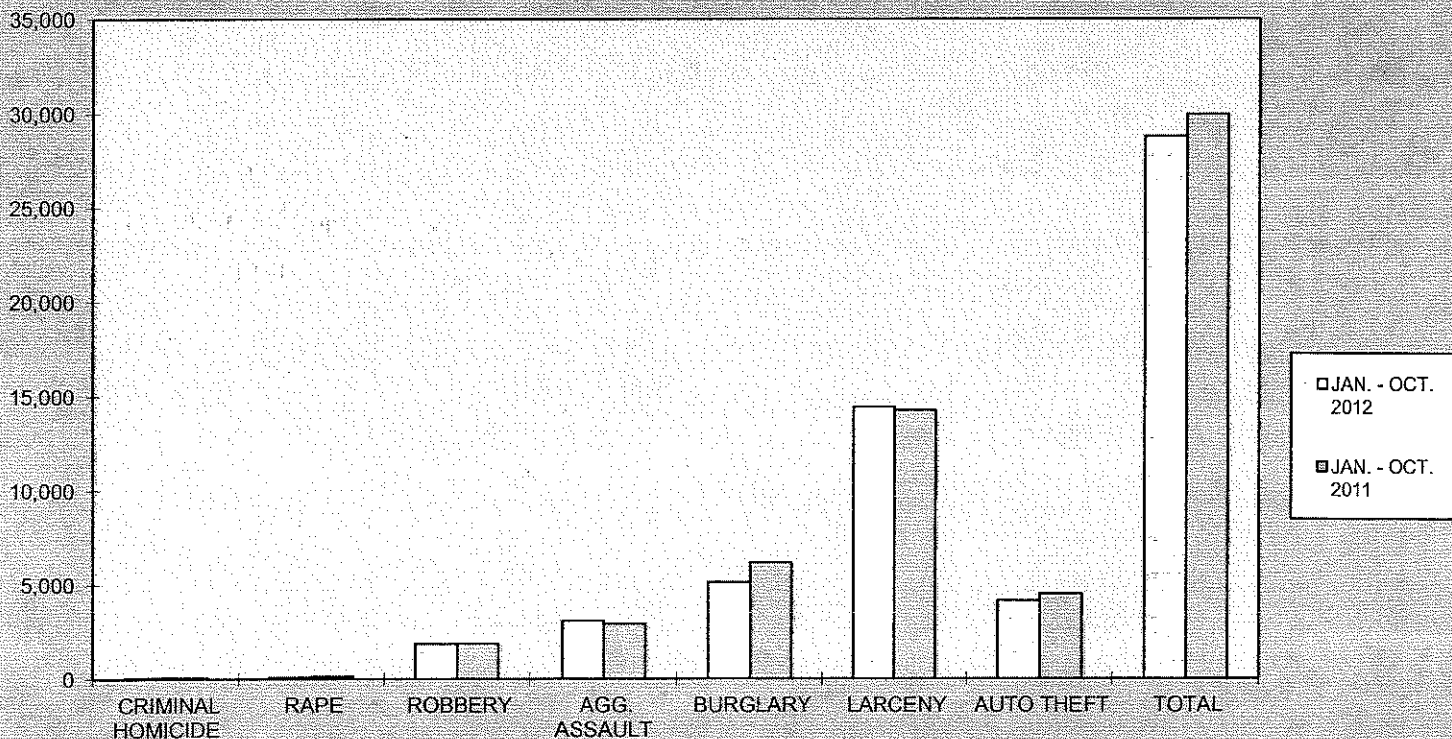
CRIME	OCT. 2012	OCT. 2011	# DIFFERENCE	% DIFFERENCE
CRIMINAL HOMICIDE	8	7	1	14%
RAPE	11	15	-4	-27%
ROBBERY	185	208	-23	-11%
AGG. ASSAULT	271	279	-8	-3%
BURGLARY	549	623	-74	-12%
RESIDENCE	502	549	-47	-9%
NON-RESIDENCE	47	74	-27	-36%
LARCENY	1,393	1,617	-224	-14%
POCKETPICKING	10	10	0	0%
PURSE SNATCHING	33	53	-20	-38%
SHOPLIFTING	254	266	-12	-5%
FROM MOTOR VEHICLES	570	653	-83	-13%
MOTOR VEH. PARTS/ACCESSORIES	121	129	-8	-6%
BICYCLES	18	17	1	6%
FROM BUILDINGS	146	180	-34	-19%
FROM COIN OPERATED MACHINES	2	0	2	100%
ALL OTHER	239	309	-70	-23%
AUTO THEFT	455	491	-36	-7%
TOTAL	2,872	3,240	-368	-11%



**2012
YEAR TO DATE CRIME COMPARISON**

FIRST 10 MONTHS				
CRIME	JAN. - OCT. 2012	JAN. - OCT. 2011	# DIFFERENCE	% DIFFERENCE
CRIMINAL HOMICIDE	67	68	-1	-1%
RAPE	95	143	-48	-34%
ROBBERY	1,860	1,884	-24	-1%
AGG. ASSAULT	3,072	2,913	159	5%
BURGLARY	5,123	6,182	-1,059	-17%
RESIDENCE	4,462	5,361	-899	-17%
NON-RESIDENCE	661	821	-160	-19%
LARCENY	14,441	14,270	171	1%
POCKETPICKING	84	63	21	33%
PURSE SNATCHING	386	343	43	13%
SHOPLIFTING	2,342	2,258	84	4%
FROM MOTOR VEHICLES	5,897	5,703	194	3%
MOTOR VEH. PARTS/ACCESSORIES	1,377	1,390	-13	-1%
BICYCLES	156	151	5	3%
FROM BUILDINGS	1,635	1,586	49	3%
FROM COIN OPERATED MACHINES	18	11	7	64%
ALL OTHER	2,546	2,765	-219	-8%
AUTO THEFT	4,140	4,503	-363	-8%
TOTAL	28,798	29,963	-1,165	-4%

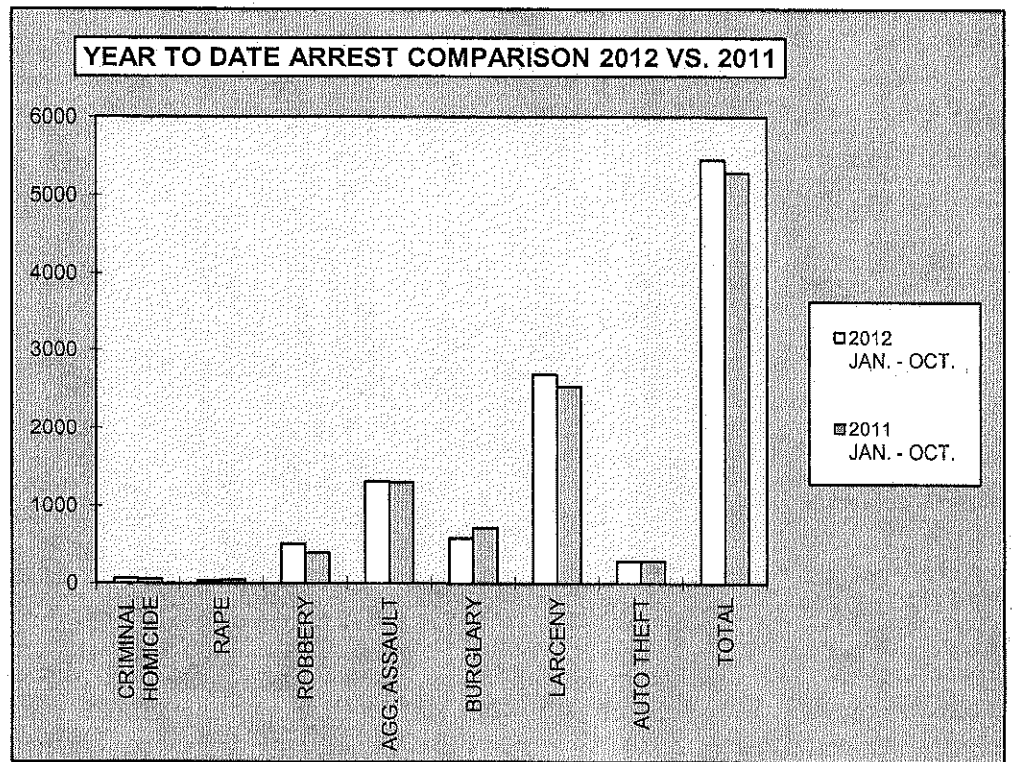
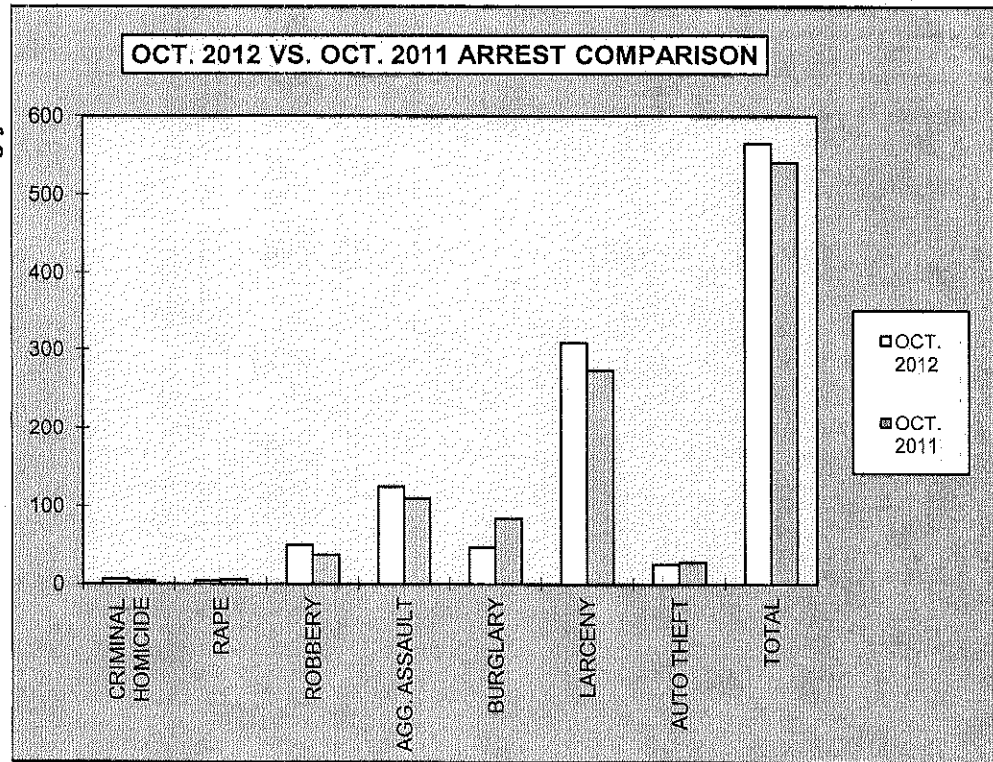
YEAR TO DATE CRIME COMPARISON



**2012
ARREST COMPARISON**

OCTOBER ARREST COMPARISON				
CRIME	OCT. 2012	OCT. 2011	# DIFFERENCE	% DIFFERENCE
CRIMINAL HOMICIDE	6	4	2	50%
RAPE	4	5	-1	-20%
ROBBERY	50	37	13	35%
AGG. ASSAULT	124	110	14	13%
BURGLARY	47	83	-36	-43%
LARCENY	309	274	35	13%
AUTO THEFT	25	28	-3	-11%
TOTAL	565	541	24	4%

FIRST 10 MONTHS ARREST COMPARISON				
CRIME	2012 JAN. - OCT.	2011 JAN. - OCT.	# DIFFERENCE	% DIFFERENCE
CRIMINAL HOMICIDE	61	47	14	30%
RAPE	29	39	-10	-26%
ROBBERY	511	391	120	31%
AGG. ASSAULT	1,296	1,291	5	0%
BURGLARY	581	703	-122	-17%
LARCENY	2,689	2,527	162	6%
AUTO THEFT	286	286	0	0%
TOTAL	5,453	5,284	169	3%

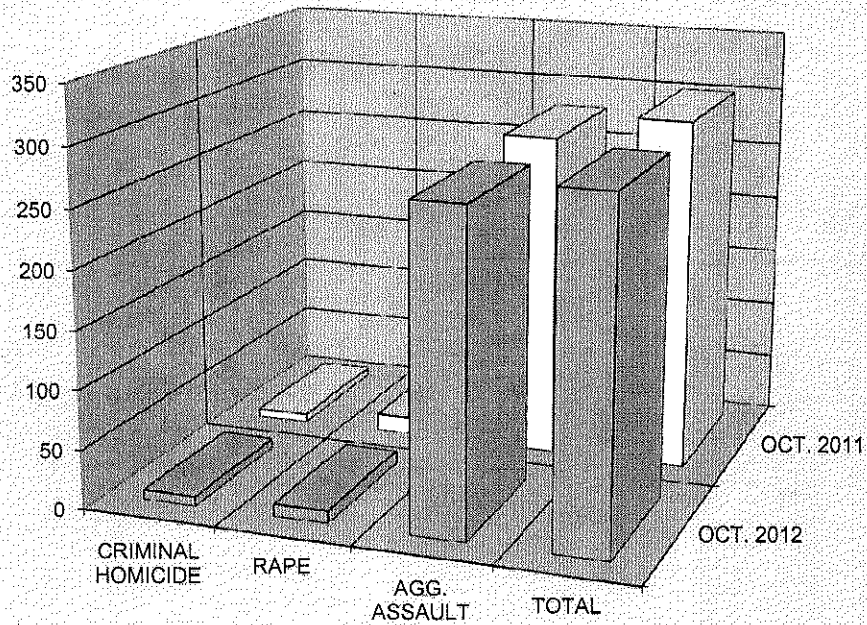


**2012
CRIME COMPARISON
CRIMES AGAINST PERSONS**

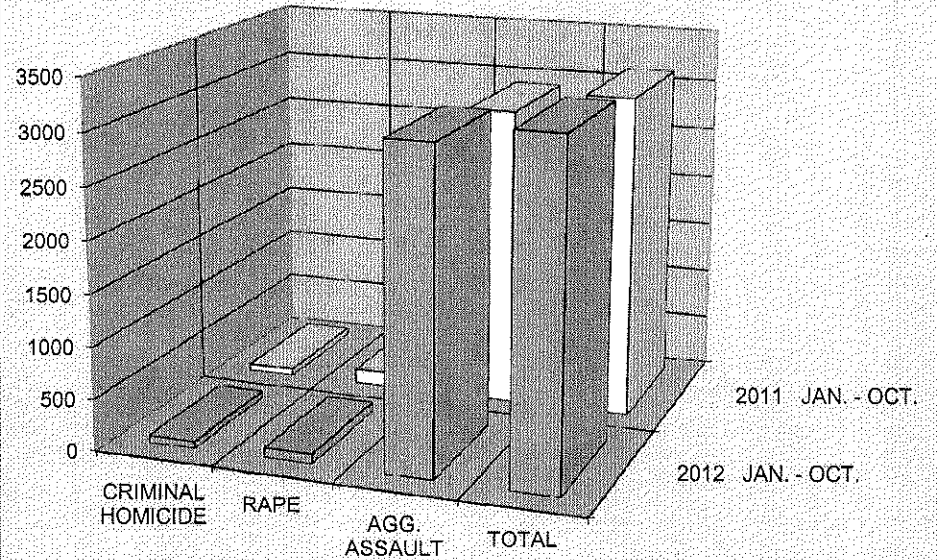
OCTOBER				
CRIME	OCT. 2012	OCT. 2011	# DIFFERENCE	% DIFFERENCE
CRIMINAL HOMICIDE	8	7	1	14%
RAPE	11	15	-4	-27%
AGG. ASSAULT	271	279	-8	-3%
TOTAL	290	301	-11	-4%

FIRST 10 MONTHS				
CRIME	2012 JAN. - OCT.	2011 JAN. - OCT.	# DIFFERENCE	% DIFFERENCE
CRIMINAL HOMICIDE	67	68	-1	-1%
RAPE	95	143	-48	-34%
AGG. ASSAULT	3,072	2,913	159	5%
TOTAL	3,234	3,124	110	4%

OCTOBER CRIMES AGAINST PERSONS



YEAR TO DATE CRIMES AGAINST PERSONS




**2012
CRIME COMPARISON
CRIMES AGAINST PROPERTY**

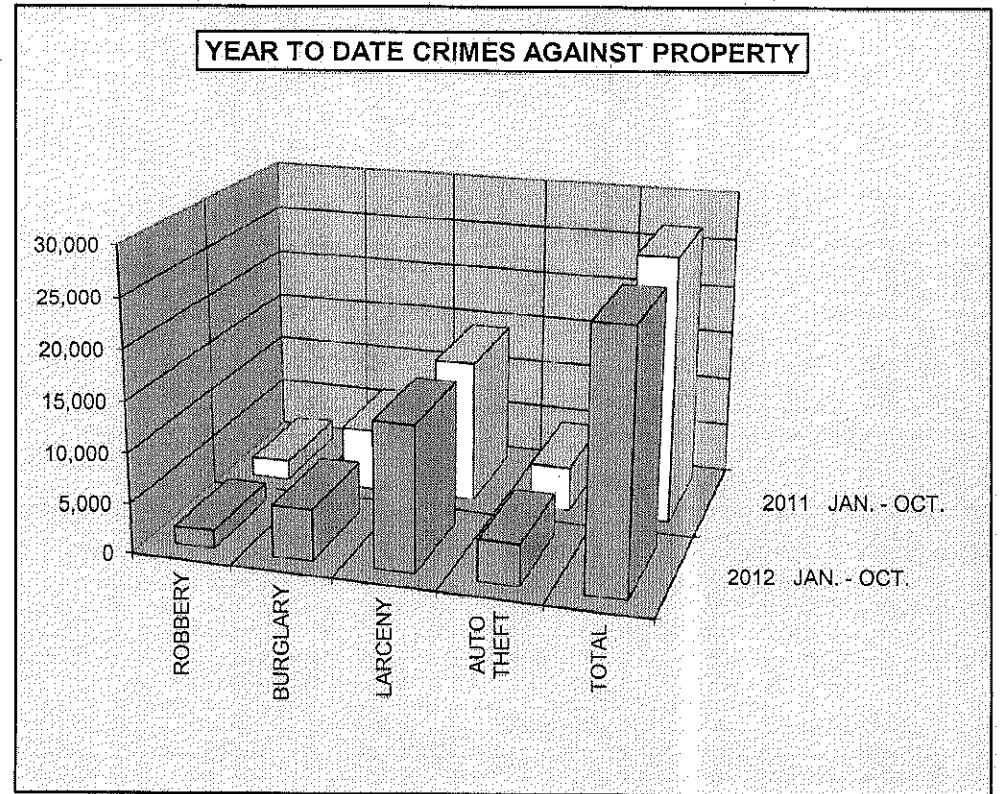
OCTOBER				
CRIME	OCT 2012	OCT 2011	# DIFFERENCE	% DIFFERENCE
ROBBERY	185	208	-23	-11%
BURGLARY	549	623	-74	-12%
LARCENY	1,393	1,617	-224	-14%
AUTO THEFT	455	491	-36	-7%
TOTAL	2,582	2,939	-357	-12%

FIRST 10 MONTHS				
CRIME	2012 JAN. - OCT.	2011 JAN. - OCT.	# DIFFERENCE	% DIFFERENCE
ROBBERY	1,860	1,884	-24	-1%
BURGLARY	5,123	6,182	-1,059	-17%
LARCENY	14,441	14,270	171	1%
AUTO THEFT	4,140	4,503	-363	-8%
TOTAL	25,564	26,839	-1,275	-5%

OCTOBER CRIMES AGAINST PROPERTY




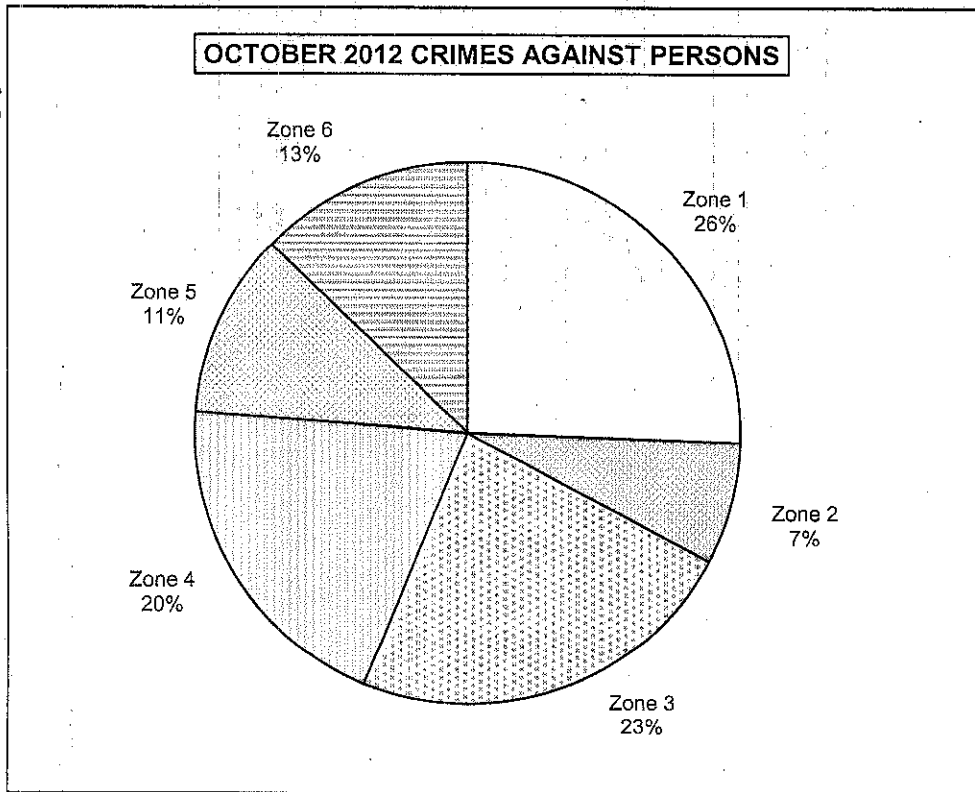
YEAR TO DATE CRIMES AGAINST PROPERTY



**2012
AREA BREAKDOWN
CRIMES AGAINST PERSONS AND PROPERTY**

OCTOBER 2012 CRIMES AGAINST PERSONS BY ZONE						
CRIME	Zone 1	Zone 2	Zone 3	Zone 4	Zone 5	Zone 6
CRIMINAL HOMICIDE	3	0	2	1	1	1
RAPE	-1	0	6	3	2	1
AGG. ASSAULT	72	21	60	54	29	35
TOTAL CRIMES AGAINST PERSONS	74	21	68	58	32	37

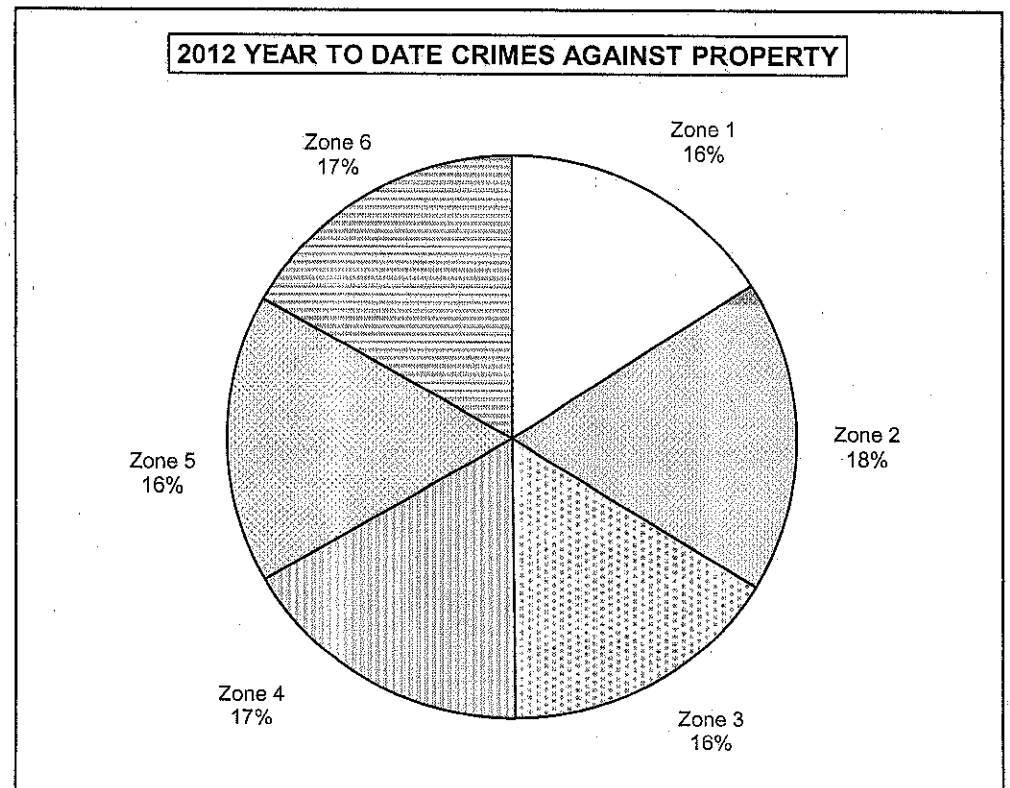
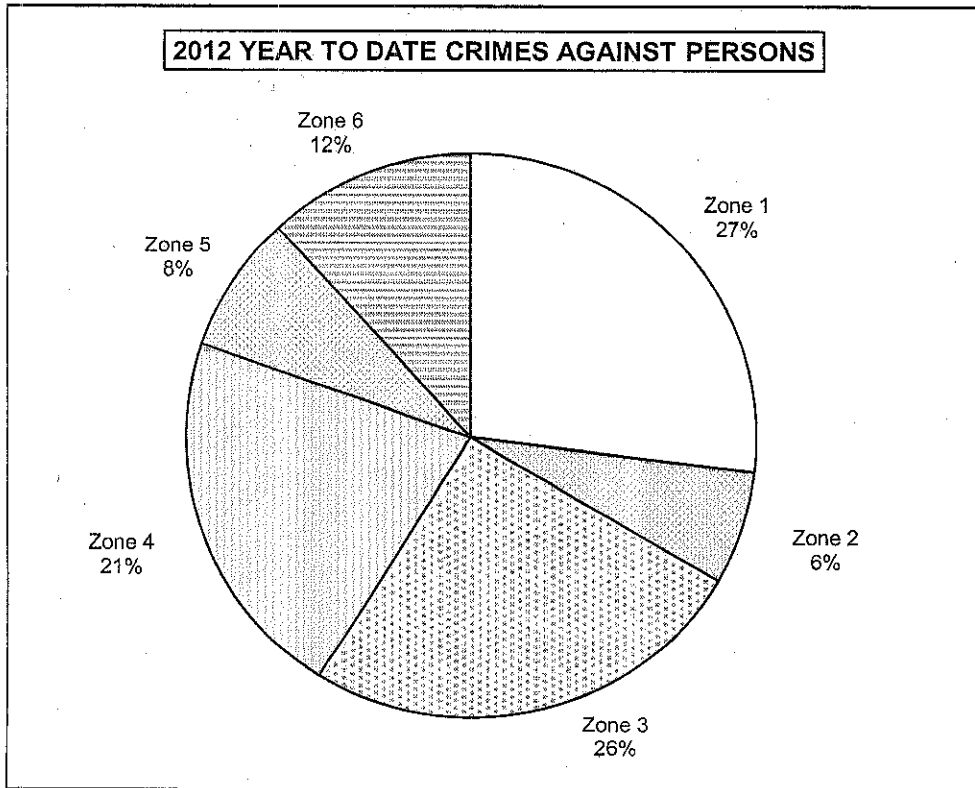
OCTOBER 2012 CRIMES AGAINST PROPERTY BY ZONE						
CRIME	Zone 1	Zone 2	Zone 3	Zone 4	Zone 5	Zone 6
ROBBERY	55	15	36	29	23	27
BURGLARY	109	95	135	124	30	56
LARCENY	158	305	139	198	326	267
AUTO THEFT	82	42	134	81	41	75
TOTAL CRIMES AGAINST PROPERTY	404	457	444	432	420	425



**2012
YEAR TO DATE AREA BREAKDOWN
CRIMES AGAINST PERSONS AND PROPERTY**

FIRST 10 MONTHS 2012 CRIMES AGAINST PERSONS BY ZONE						
CRIME	Zone 1	Zone 2	Zone 3	Zone 4	Zone 5	Zone 6
CRIMINAL HOMICIDE	21	0	19	19	2	6
RAPE	16	8	21	25	8	17
AGG. ASSAULT	833	200	789	644	246	360
TOTAL CRIMES AGAINST PERSONS	870	208	829	688	256	383

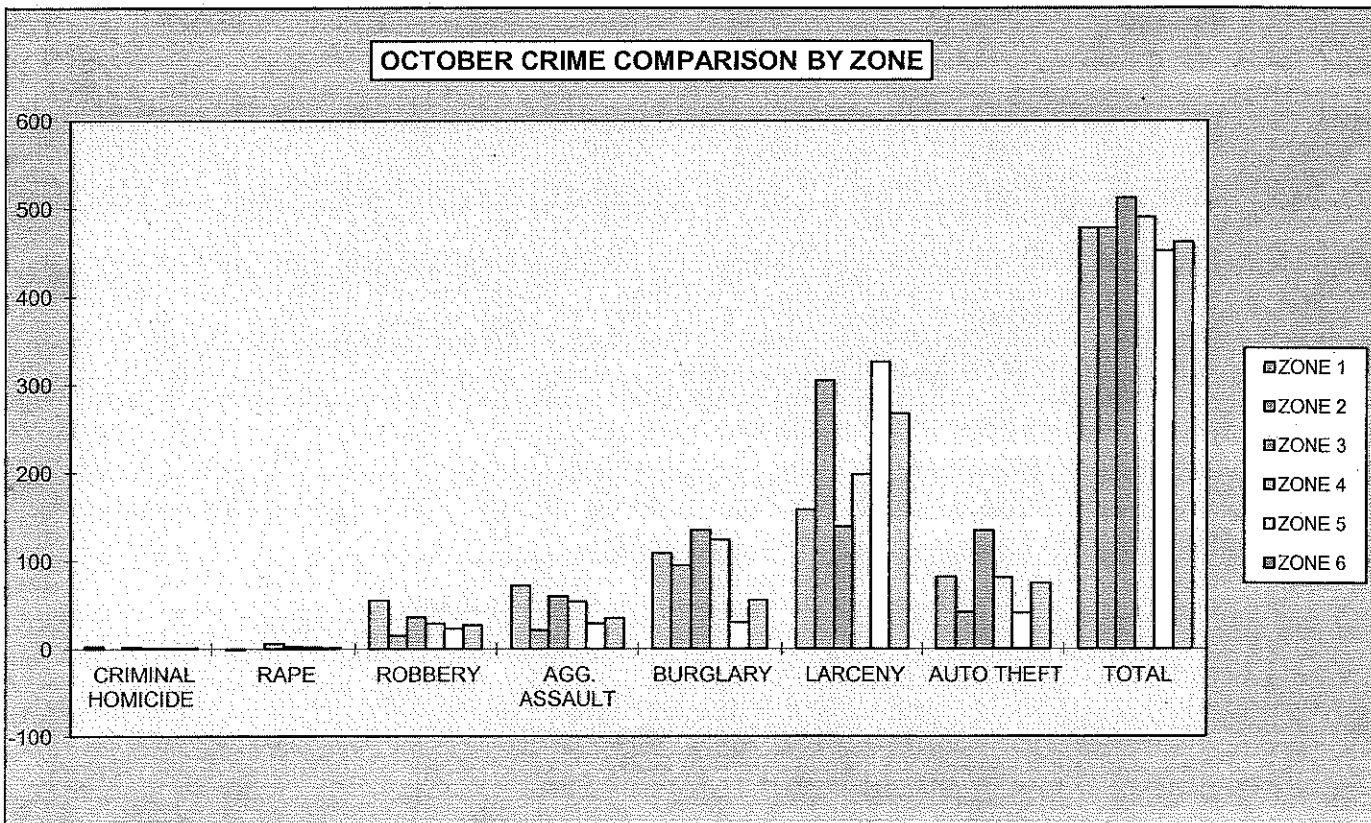
FIRST 10 MONTHS 2012 CRIMES AGAINST PROPERTY BY ZONE						
CRIME	Zone 1	Zone 2	Zone 3	Zone 4	Zone 5	Zone 6
ROBBERY	409	151	368	378	274	280
BURGLARY	1,173	724	1,250	1,186	229	561
LARCENY	1,616	3,265	1,540	1,992	3,280	2,748
AUTO THEFT	868	402	969	766	411	724
TOTAL CRIMES AGAINST PROPERTY	4,066	4,542	4,127	4,322	4,194	4,313



-17-

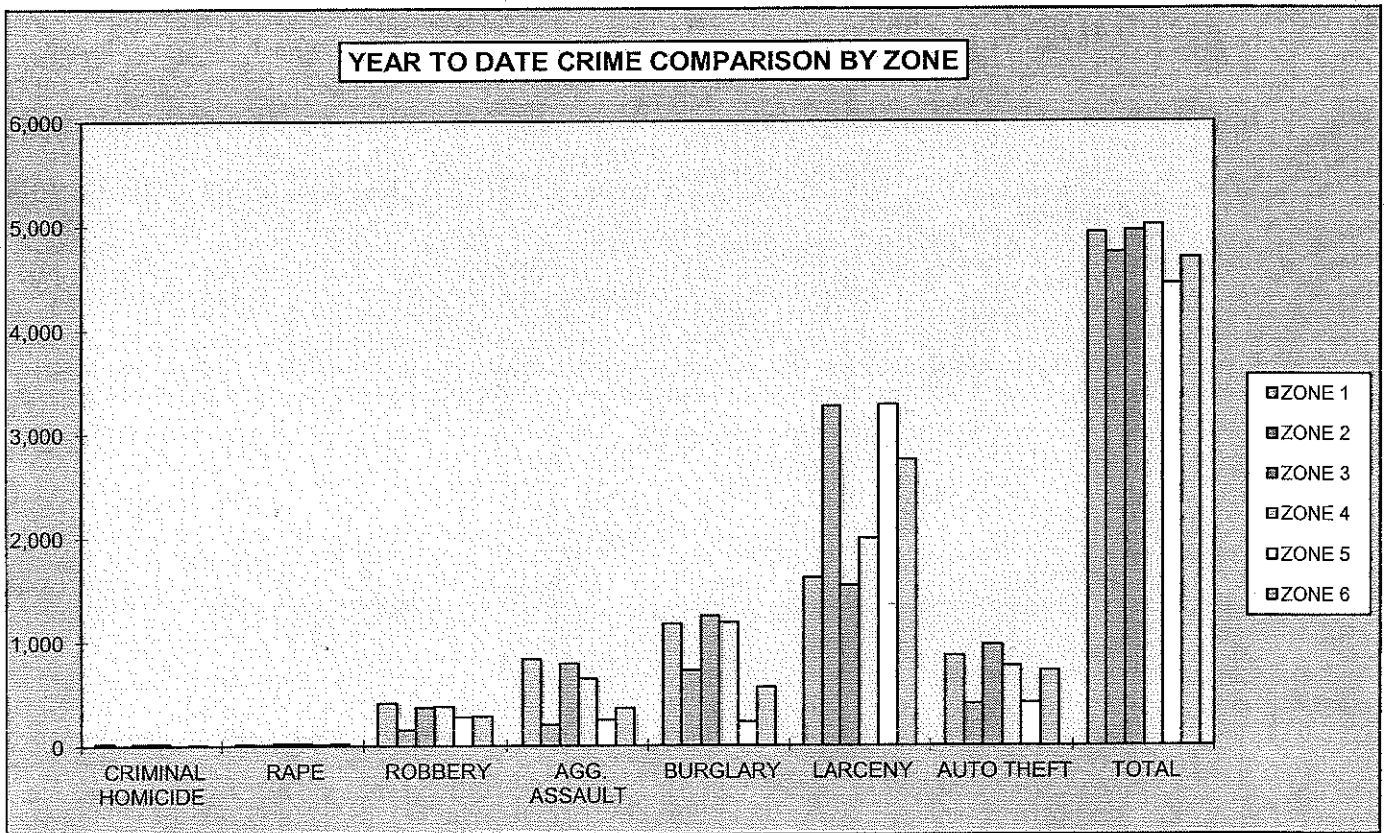
**2012
AREA BREAKDOWN**

OCTOBER CRIME COMPARISON BY ZONE						
CRIME	ZONE 1	ZONE 2	ZONE 3	ZONE 4	ZONE 5	ZONE 6
CRIMINAL HOMICIDE	3	0	2	1	1	1
RAPE	-1	0	6	3	2	1
ROBBERY	55	15	36	29	23	27
AGG. ASSAULT	72	21	60	54	29	35
BURGLARY	109	95	135	124	30	56
RESIDENCE	101	88	125	119	19	50
NON-RESIDENCE	8	7	10	5	11	6
LARCENY	158	305	139	198	326	267
POCKETPICKING	0	4	1	0	5	0
PURSE SNATCHING	6	4	8	4	4	7
SHOPLIFTING	14	72	20	54	54	40
FROM MOTOR VEHICLES	58	128	35	59	157	133
MOTOR VEH. PARTS/ACCESSORIES	28	22	13	15	21	22
BICYCLES	0	0	1	1	3	13
FROM BUILDINGS	15	39	15	21	43	13
FROM COIN OPERATED MACHINES	0	0	0	1	1	0
ALL OTHER	37	36	46	43	38	39
AUTO THEFT	82	42	134	81	41	75
TOTAL	478	478	512	490	452	462



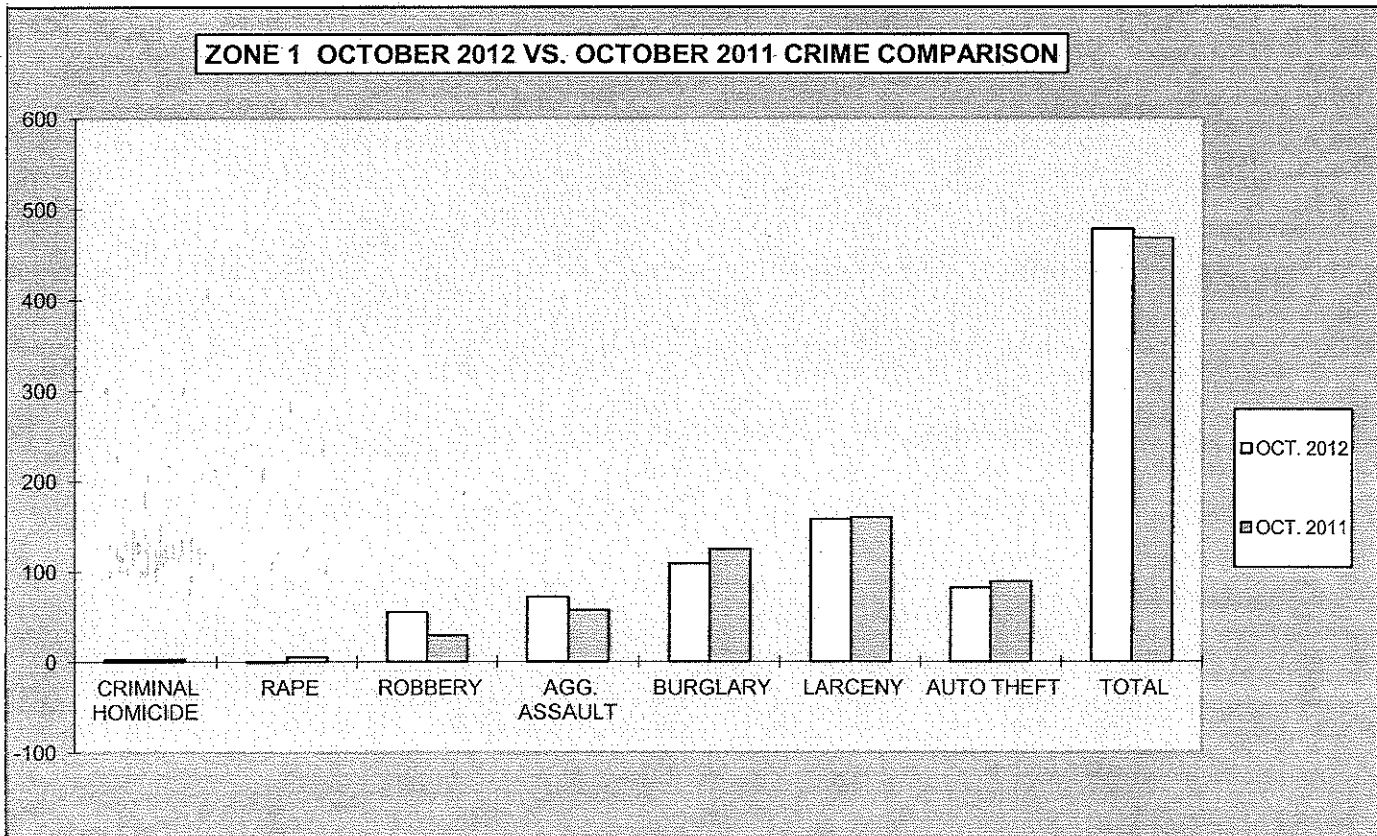
**2012
YEAR TO DATE AREA BREAKDOWN**

FIRST 10 MONTHS CRIME COMPARISON						
CRIME	ZONE 1	ZONE 2	ZONE 3	ZONE 4	ZONE 5	ZONE 6
CRIMINAL HOMICIDE	21	0	19	19	2	6
RAPE	16	8	21	25	8	17
ROBBERY	409	151	368	378	274	280
AGG. ASSAULT	833	200	789	644	246	360
BURGLARY	1,173	724	1,250	1,186	229	561
RESIDENCE	1,076	590	1,112	1,080	144	460
NON-RESIDENCE	97	134	138	106	85	101
LARCENY	1,616	3,265	1,540	1,992	3,280	2,748
POCKETPICKING	3	29	10	5	33	4
PURSE SNATCHING	61	44	60	43	86	92
SHOPLIFTING	140	721	179	440	384	478
FROM MOTOR VEHICLES	525	1,444	445	482	1,625	1,376
MOTOR VEH. PARTS/ACCESSORIES	218	280	171	176	305	227
BICYCLES	10	18	16	20	35	57
FROM BUILDINGS	200	331	196	252	460	196
FROM COIN OPERATED MACHINES	1	4	2	6	5	0
ALL OTHER	458	394	461	568	347	318
AUTO THEFT	868	402	969	766	411	724
TOTAL	4,936	4,750	4,956	5,010	4,450	4,696



**2012
MONTHLY CRIME COMPARISON**

ZONE 1					
CRIME	OCT. 2012	OCT. 2011	# DIFFERENCE	% DIFFERENCE	
CRIMINAL HOMICIDE	3	3	0	0%	
RAPE	-1	5	-6	-120%	
ROBBERY	55	29	26	90%	
AGG. ASSAULT	72	57	15	26%	
BURGLARY	109	125	-16	-13%	
RESIDENCE	101	114	-13	-11%	
NON-RESIDENCE	8	11	-3	-27%	
LARCENY	158	160	-2	-1%	
POCKETPICKING	0	0	0	0%	
PURSE SNATCHING	6	5	1	20%	
SHOPLIFTING	14	17	-3	-18%	
FROM MOTOR VEHICLES	58	48	10	21%	
MOTOR VEH. PARTS/ACCESSORIES	28	22	6	27%	
BICYCLES	0	1	-1	-100%	
FROM BUILDINGS	15	19	-4	-21%	
FROM COIN OPERATED MACHINES	0	0	0	0%	
ALL OTHER	37	48	-11	-23%	
AUTO THEFT	82	89	-7	-8%	
TOTAL	478	468	10	2%	

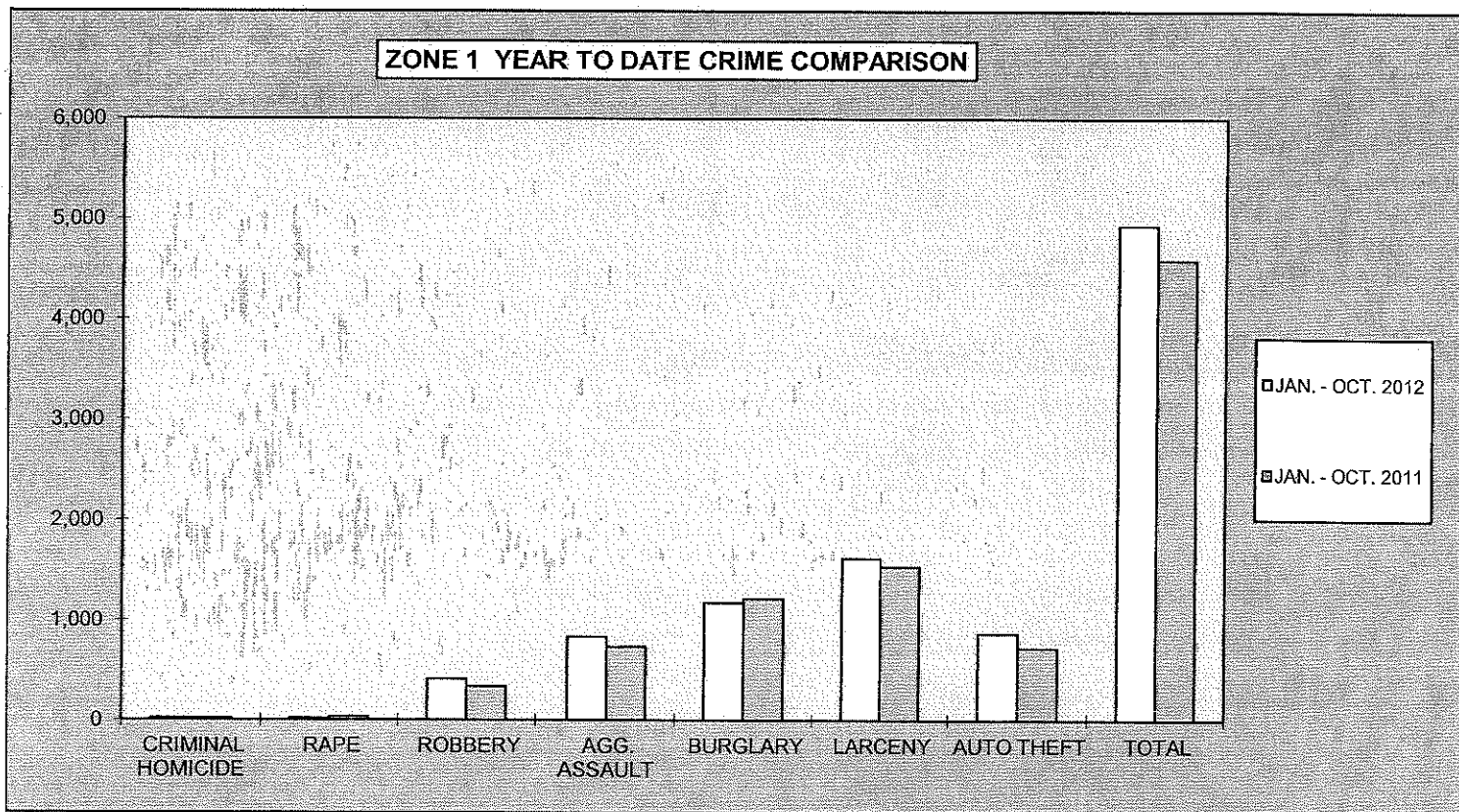


* 2011 FIGURES BASED ON OLD ZONE BOUNDARIES - NEW ZONE BOUNDARIES EFFECTIVE 12-13-11

**2012
YEAR TO DATE CRIME COMPARISON**

ZONE 1

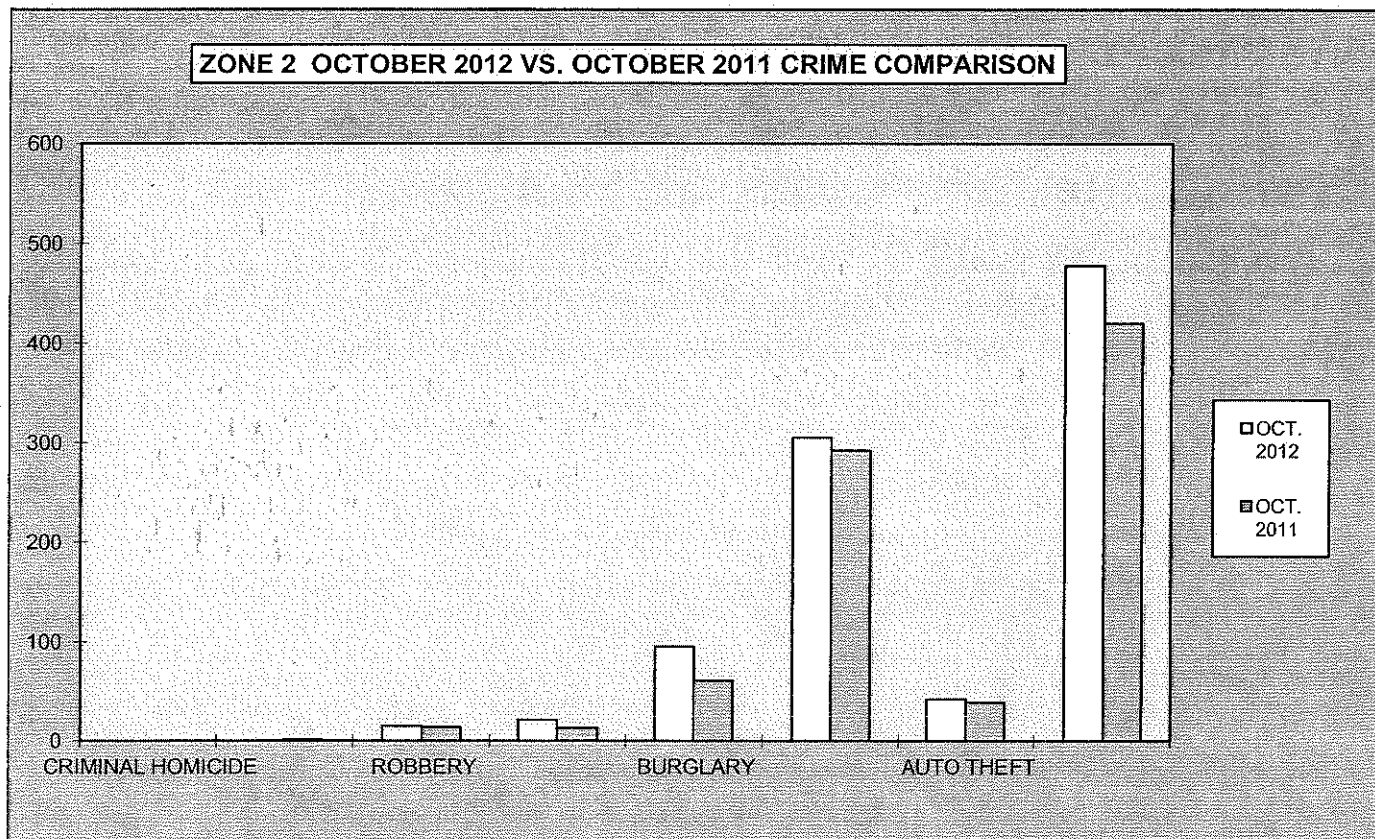
CRIME	JAN. - OCT. 2012	JAN. - OCT. 2011	# DIFFERENCE	% DIFFERENCE
CRIMINAL HOMICIDE	21	17	4	24%
RAPE	16	32	-16	-50%
ROBBERY	409	336	73	22%
AGG. ASSAULT	833	733	100	14%
BURGLARY	1,173	1,213	-40	-3%
RESIDENCE	1,076	1,110	-34	-3%
NON-RESIDENCE	97	103	-6	-6%
LARCENY	1,616	1,537	79	5%
POCKETPICKING	3	4	-1	-25%
PURSE SNATCHING	61	23	38	165%
SHOPLIFTING	140	110	30	27%
FROM MOTOR VEHICLES	525	496	29	6%
MOTOR VEH. PARTS/ACCESSORIES	218	188	30	16%
BICYCLES	10	13	-3	-23%
FROM BUILDINGS	200	199	1	1%
FROM COIN OPERATED MACHINES	1	2	-1	-50%
ALL OTHER	458	502	-44	-9%
AUTO THEFT	868	723	145	20%
TOTAL	4,936	4,591	345	8%



* 2011 FIGURES BASED ON OLD ZONE BOUNDARIES - NEW ZONE BOUNDARIES EFFECTIVE 12-13-11

**2012
MONTHLY CRIME COMPARISON**

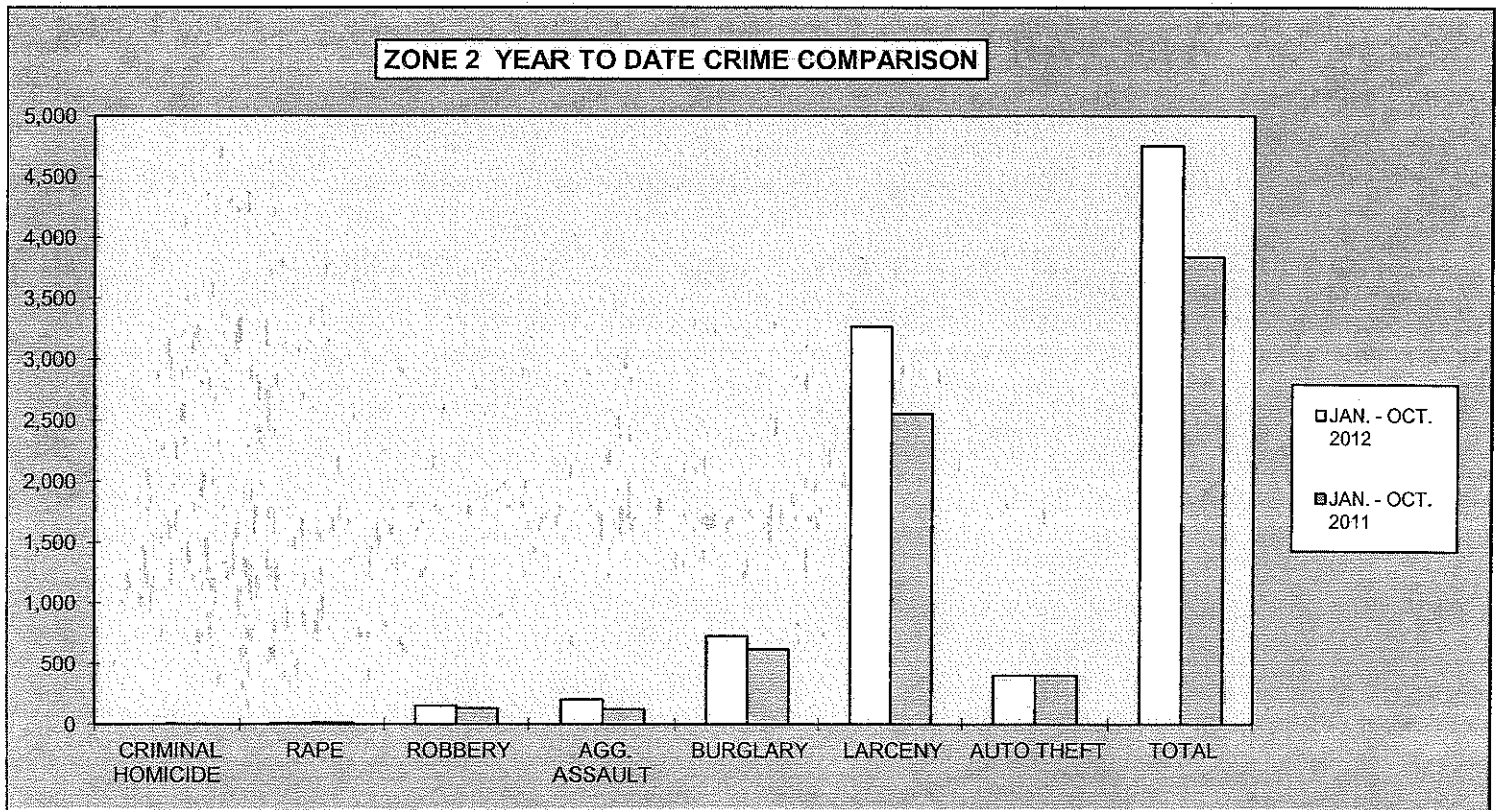
ZONE 2				
CRIME	OCT. 2012	OCT. 2011	# DIFFERENCE	% DIFFERENCE
CRIMINAL HOMICIDE	0	0	0	0%
RAPE	0	1	-1	-100%
ROBBERY	15	14	1	7%
AGG. ASSAULT	21	13	8	62%
BURGLARY	95	61	34	56%
RESIDENCE	88	49	39	80%
NON-RESIDENCE	7	12	-5	-42%
LARCENY	305	292	13	4%
POCKETPICKING	4	2	2	100%
PURSE SNATCHING	4	3	1	33%
SHOPLIFTING	72	76	-4	-5%
FROM MOTOR VEHICLES	128	91	37	41%
MOTOR VEH. PARTS/ACCESSORIES	22	23	-1	-4%
BICYCLES	0	1	-1	-100%
FROM BUILDINGS	39	52	-13	-25%
FROM COIN OPERATED MACHINES	0	0	0	0%
ALL OTHER	36	44	-8	-18%
AUTO THEFT	42	39	3	8%
TOTAL	478	420	58	14%



* 2011 FIGURES BASED ON OLD ZONE BOUNDARIES - NEW ZONE BOUNDARIES EFFECTIVE 12-13-11

**2012
YEAR TO DATE CRIME COMPARISON**

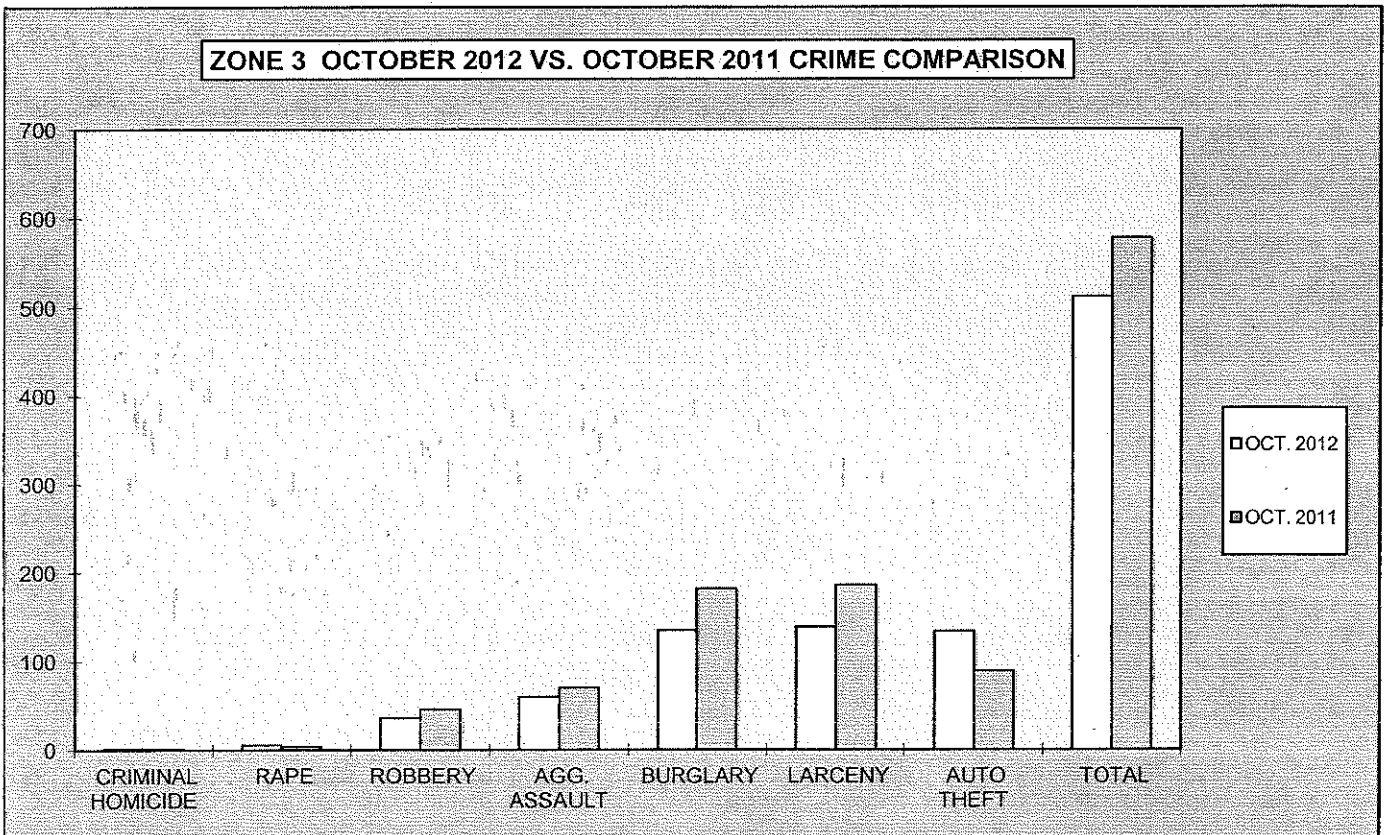
ZONE 2				
CRIME	JAN. - OCT. 2012	JAN. - OCT. 2011	# DIFFERENCE	% DIFFERENCE
CRIMINAL HOMICIDE	0	1	-1	-100%
RAPE	8	14	-6	-43%
ROBBERY	151	130	21	16%
AGG. ASSAULT	200	123	77	63%
BURGLARY	724	616	108	18%
RESIDENCE	590	493	97	20%
NON-RESIDENCE	134	123	11	9%
LARCENY	3,265	2,552	713	28%
POCKETPICKING	29	12	17	142%
PURSE SNATCHING	44	13	31	238%
SHOPLIFTING	721	718	3	0%
FROM MOTOR VEHICLES	1,444	951	493	52%
MOTOR VEH. PARTS/ACCESSORIES	280	187	93	50%
BICYCLES	18	11	7	64%
FROM BUILDINGS	331	333	-2	-1%
FROM COIN OPERATED MACHINES	4	0	4	100%
ALL OTHER	394	327	67	20%
AUTO THEFT	402	402	0	0%
TOTAL	4,750	3,838	912	24%



*2011 FIGURES BASED ON OLD ZONE BOUNDARIES - NEW ZONE BOUNDARIES EFFECTIVE 12-13-11

**2012
MONTHLY CRIME COMPARISON**

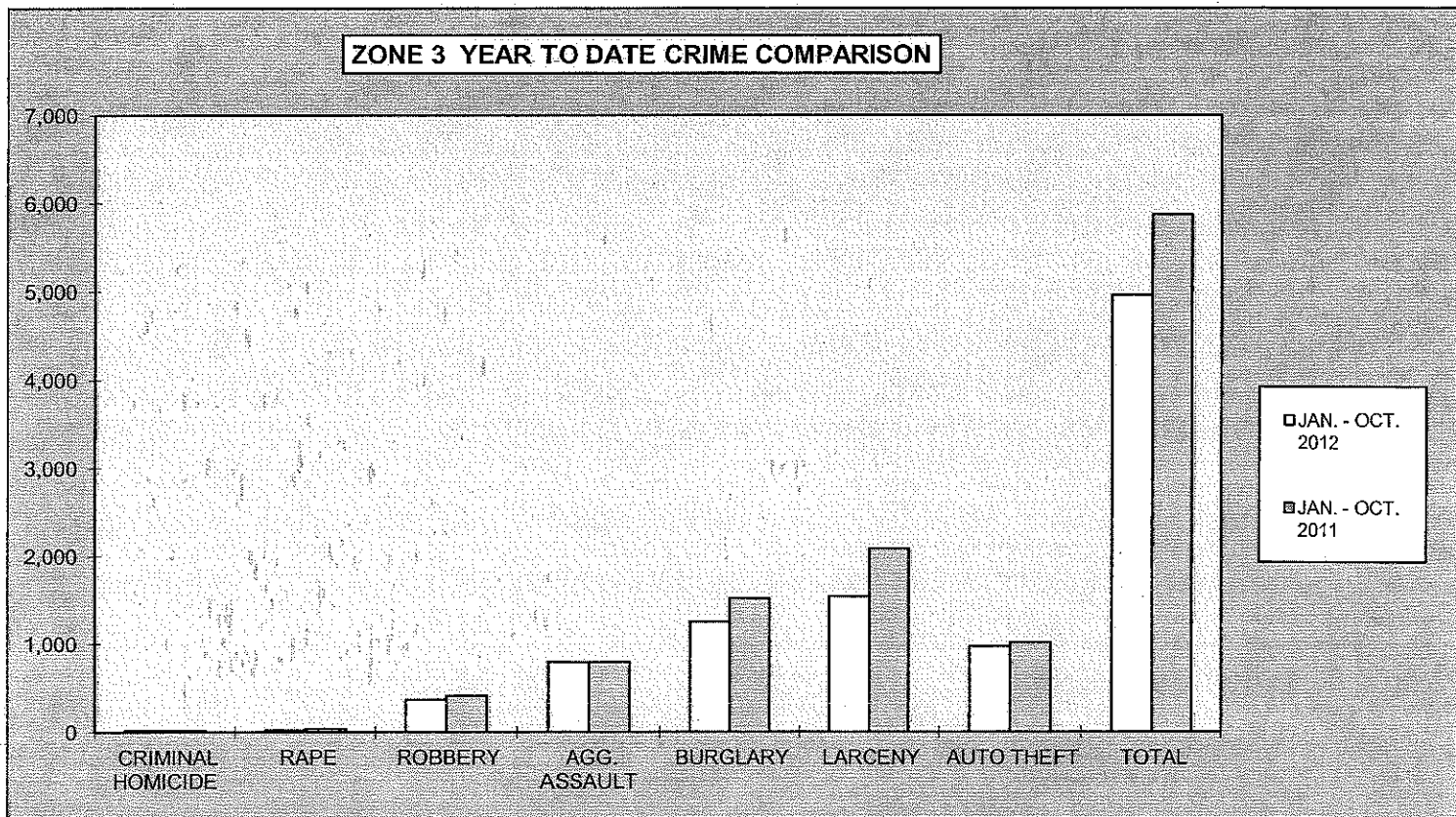
ZONE 3				
CRIME	OCT. 2012	OCT. 2011	# DIFFERENCE	% DIFFERENCE
CRIMINAL HOMICIDE	2	1	1	100%
RAPE	6	4	2	50%
ROBBERY	36	46	-10	-22%
AGG. ASSAULT	60	70	-10	-14%
BURGLARY	135	182	-47	-26%
RESIDENCE	125	166	-41	-25%
NON-RESIDENCE	10	16	-6	-38%
LARCENY	139	186	-47	-25%
POCKETPICKING	1	0	1	100%
PURSE SNATCHING	8	4	4	100%
SHOPLIFTING	20	26	-6	-23%
FROM MOTOR VEHICLES	35	57	-22	-39%
MOTOR VEH. PARTS/ACCESSORIES	13	22	-9	-41%
BICYCLES	1	1	0	0%
FROM BUILDINGS	15	26	-11	-42%
FROM COIN OPERATED MACHINES	0	0	0	0%
ALL OTHER	46	50	-4	-8%
AUTO THEFT	134	89	45	51%
TOTAL	512	578	-66	-11%



* 2011 FIGURES BASED ON OLD ZONE BOUNDARIES - NEW ZONE BOUNDARIES EFFECTIVE 12-13-11

**2012
YEAR TO DATE CRIME COMPARISON**

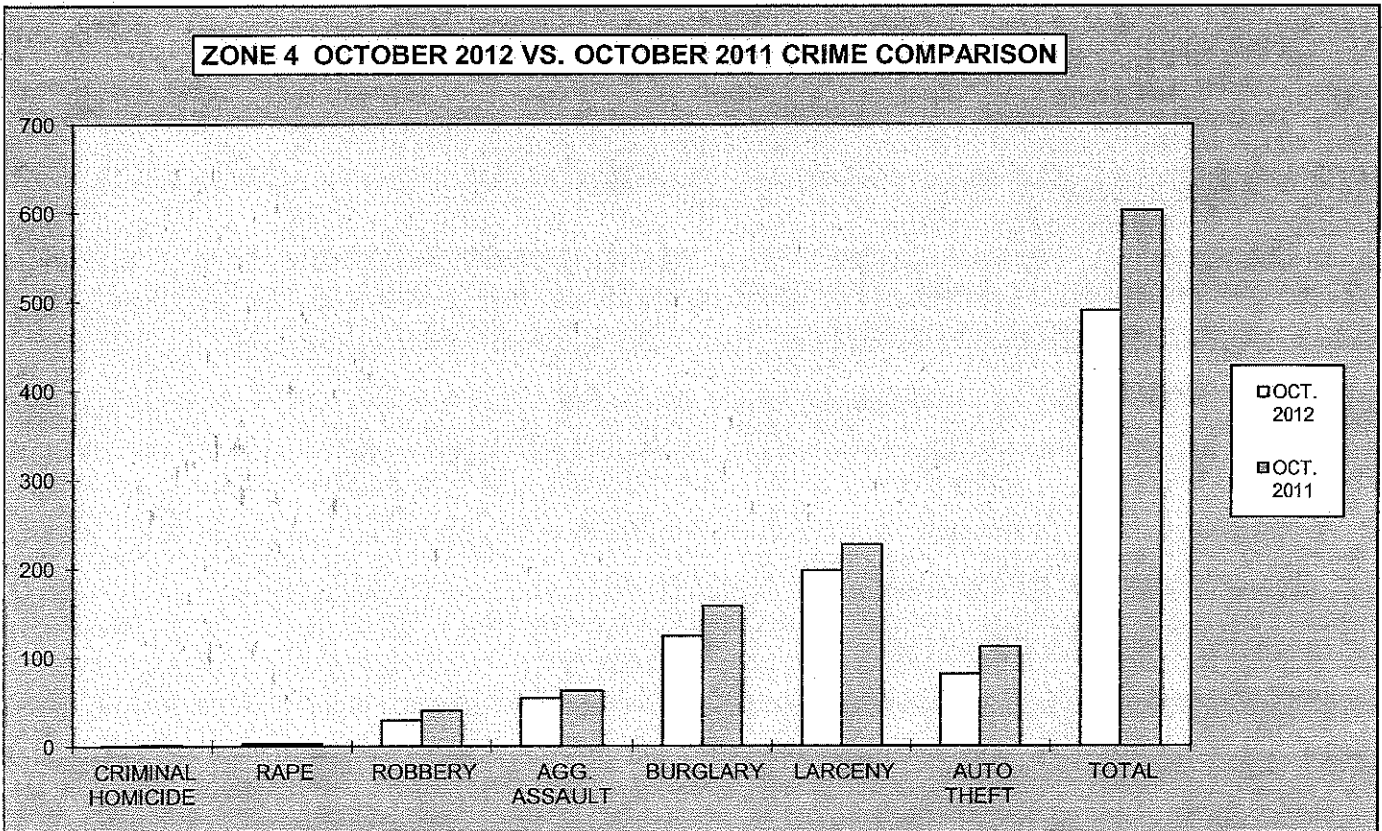
ZONE 3				
CRIME	JAN. - OCT. 2012	JAN. - OCT. 2011	# DIFFERENCE	% DIFFERENCE
CRIMINAL HOMICIDE	19	17	2	12%
RAPE	21	35	-14	-40%
ROBBERY	368	411	-43	-10%
AGG. ASSAULT	789	789	0	0%
BURGLARY	1,250	1,518	-268	-18%
RESIDENCE	1,112	1,340	-228	-17%
NON-RESIDENCE	138	178	-40	-22%
LARCENY	1,540	2,087	-547	-26%
POCKETPICKING	10	8	2	25%
PURSE SNATCHING	60	52	8	15%
SHOPLIFTING	179	210	-31	-15%
FROM MOTOR VEHICLES	445	734	-289	-39%
MOTOR VEH. PARTS/ACCESSORIES	171	272	-101	-37%
BICYCLES	16	21	-5	-24%
FROM BUILDINGS	196	195	1	1%
FROM COIN OPERATED MACHINES	2	2	0	0%
ALL OTHER	461	593	-132	-22%
AUTO THEFT	969	1,014	-45	-4%
TOTAL	4,956	5,871	-915	-16%



* 2011 FIGURES BASED ON OLD ZONE BOUNDARIES - NEW ZONE BOUNDARIES EFFECTIVE 12-13-11

**2012
MONTHLY CRIME COMPARISON**

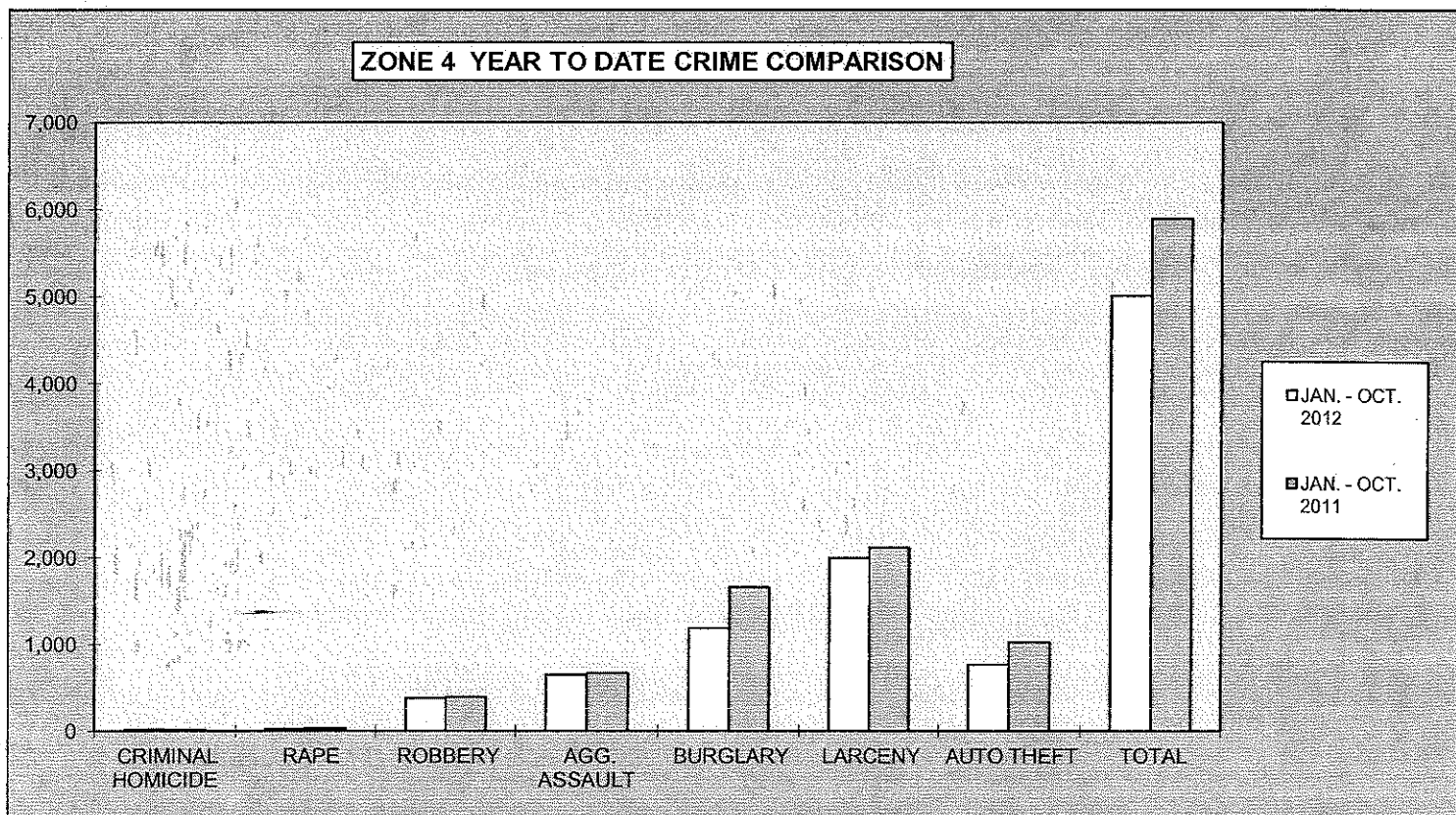
ZONE 4				
CRIME	OCT. 2012	OCT. 2011	# DIFFERENCE	% DIFFERENCE
CRIMINAL HOMICIDE	1	1	0	0%
RAPE	3	3	0	0%
ROBBERY	29	40	-11	-28%
AGG. ASSAULT	54	62	-8	-13%
BURGLARY	124	158	-34	-22%
RESIDENCE	119	145	-26	-18%
NON-RESIDENCE	5	13	-8	-62%
LARCENY	198	227	-29	-13%
POCKETPICKING	0	1	-1	-100%
PURSE SNATCHING	4	8	-4	-50%
SHOPLIFTING	54	54	0	0%
FROM MOTOR VEHICLES	59	59	0	0%
MOTOR VEH. PARTS/ACCESSORIES	15	26	-11	-42%
BICYCLES	1	0	1	100%
FROM BUILDINGS	21	20	1	5%
FROM COIN OPERATED MACHINES	1	0	1	100%
ALL OTHER	43	59	-16	-27%
AUTO THEFT	81	112	-31	-28%
TOTAL	490	603	-113	-19%



* 2011 FIGURES BASED ON OLD ZONE BOUNDARIES - NEW ZONE BOUNDARIES EFFECTIVE 12-13-11

**2012
YEAR TO DATE CRIME COMPARISON**

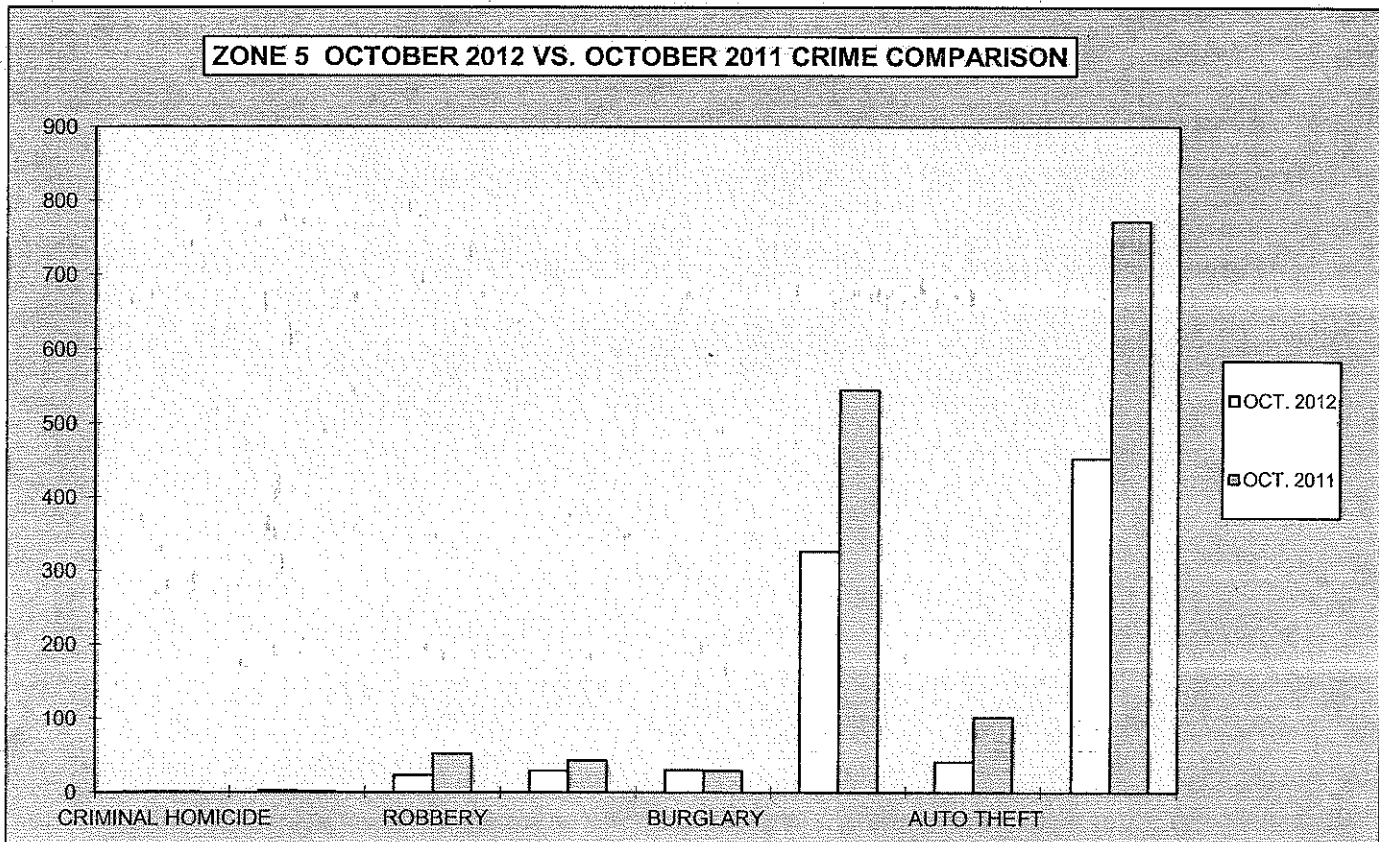
ZONE 4					
CRIME	JAN. - OCT. 2012	JAN. - OCT. 2011	# DIFFERENCE	% DIFFERENCE	
CRIMINAL HOMICIDE	19	16	3	19%	
RAPE	25	31	-6	-19%	
ROBBERY	378	390	-12	-3%	
AGG. ASSAULT	644	666	-22	-3%	
BURGLARY	1,186	1,658	-472	-28%	
RESIDENCE	1,080	1,472	-392	-27%	
NON-RESIDENCE	106	186	-80	-43%	
LARCENY	1,992	2,111	-119	-6%	
POCKETPICKING	5	7	-2	-29%	
PURSE SNATCHING	43	53	-10	-19%	
SHOPLIFTING	440	374	66	18%	
FROM MOTOR VEHICLES	482	567	-85	-15%	
MOTOR VEH. PARTS/ACCESSORIES	176	289	-113	-39%	
BICYCLES	20	17	3	18%	
FROM BUILDINGS	252	239	13	5%	
FROM COIN OPERATED MACHINES	6	0	6	100%	
ALL OTHER	568	565	3	1%	
AUTO THEFT	766	1,023	-257	-25%	
TOTAL	5,010	5,895	-885	-15%	



* 2011 FIGURES BASED ON OLD ZONE BOUNDARIES - NEW ZONE BOUNDARIES EFFECTIVE 12-13-11

**2012
MONTHLY CRIME COMPARISON**

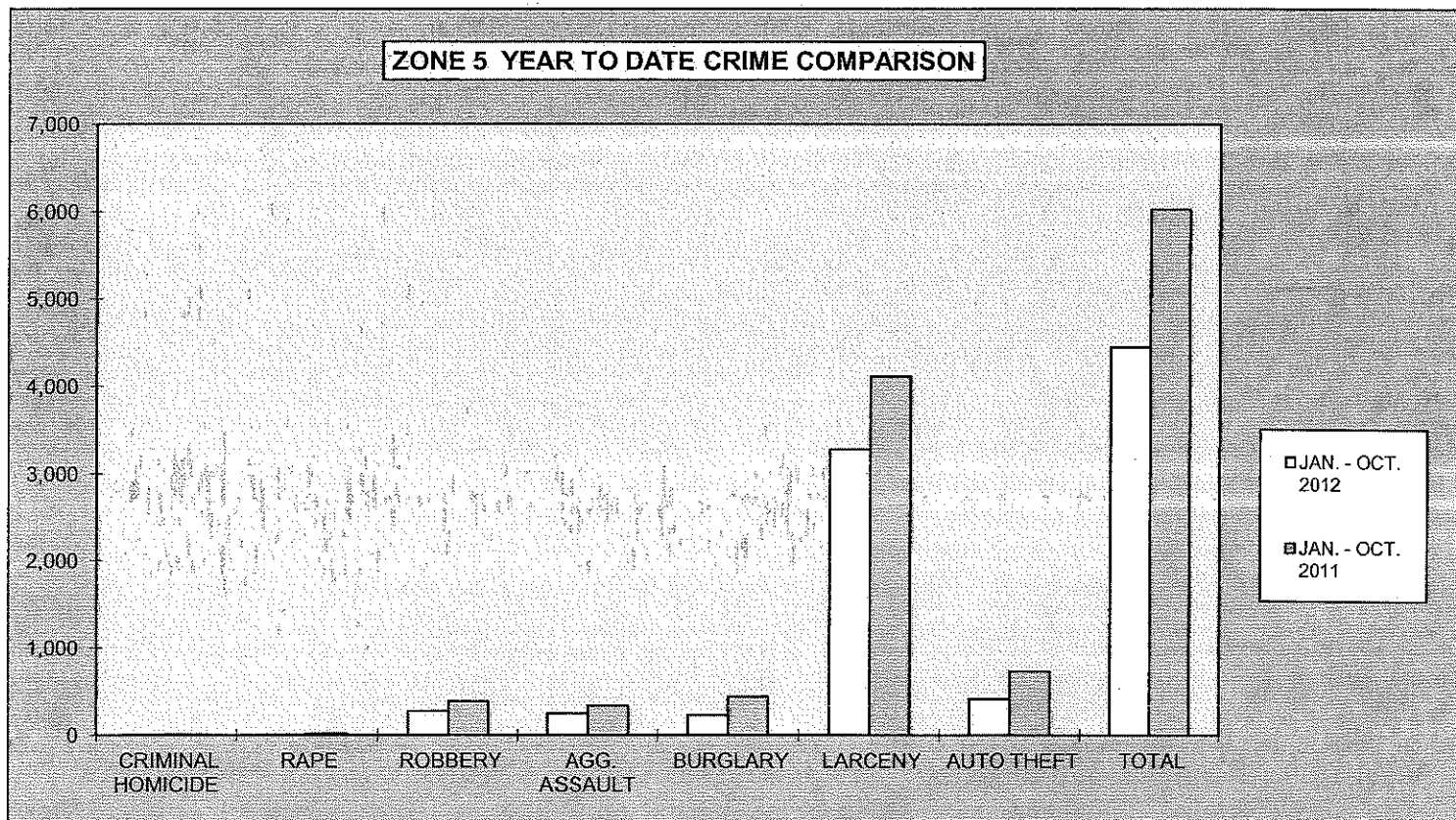
ZONE 5				
CRIME	OCT. 2012	OCT. 2011	# DIFFERENCE	% DIFFERENCE
CRIMINAL HOMICIDE	1	1	0	0%
RAPE	2	1	1	100%
ROBBERY	23	52	-29	-56%
AGG. ASSAULT	29	43	-14	-33%
BURGLARY	30	29	1	3%
RESIDENCE	19	19	0	0%
NON-RESIDENCE	11	10	1	10%
LARCENY	326	545	-219	-40%
POCKETPICKING	5	5	0	0%
PURSE SNATCHING	4	29	-25	-86%
SHOPLIFTING	54	58	-4	-7%
FROM MOTOR VEHICLES	157	293	-136	-46%
MOTOR VEH. PARTS/ACCESSORIES	21	26	-5	-19%
BICYCLES	3	8	-5	-63%
FROM BUILDINGS	43	55	-12	-22%
FROM COIN OPERATED MACHINES	1	0	1	100%
ALL OTHER	38	71	-33	-46%
AUTO THEFT	41	101	-60	-59%
TOTAL	452	772	-320	-41%



* 2011 FIGURES BASED ON OLD ZONE BOUNDARIES - NEW ZONE BOUNDARIES EFFECTIVE 12-13-11
SSD/11-15-12

**2012
YEAR TO DATE CRIME COMPARISON**

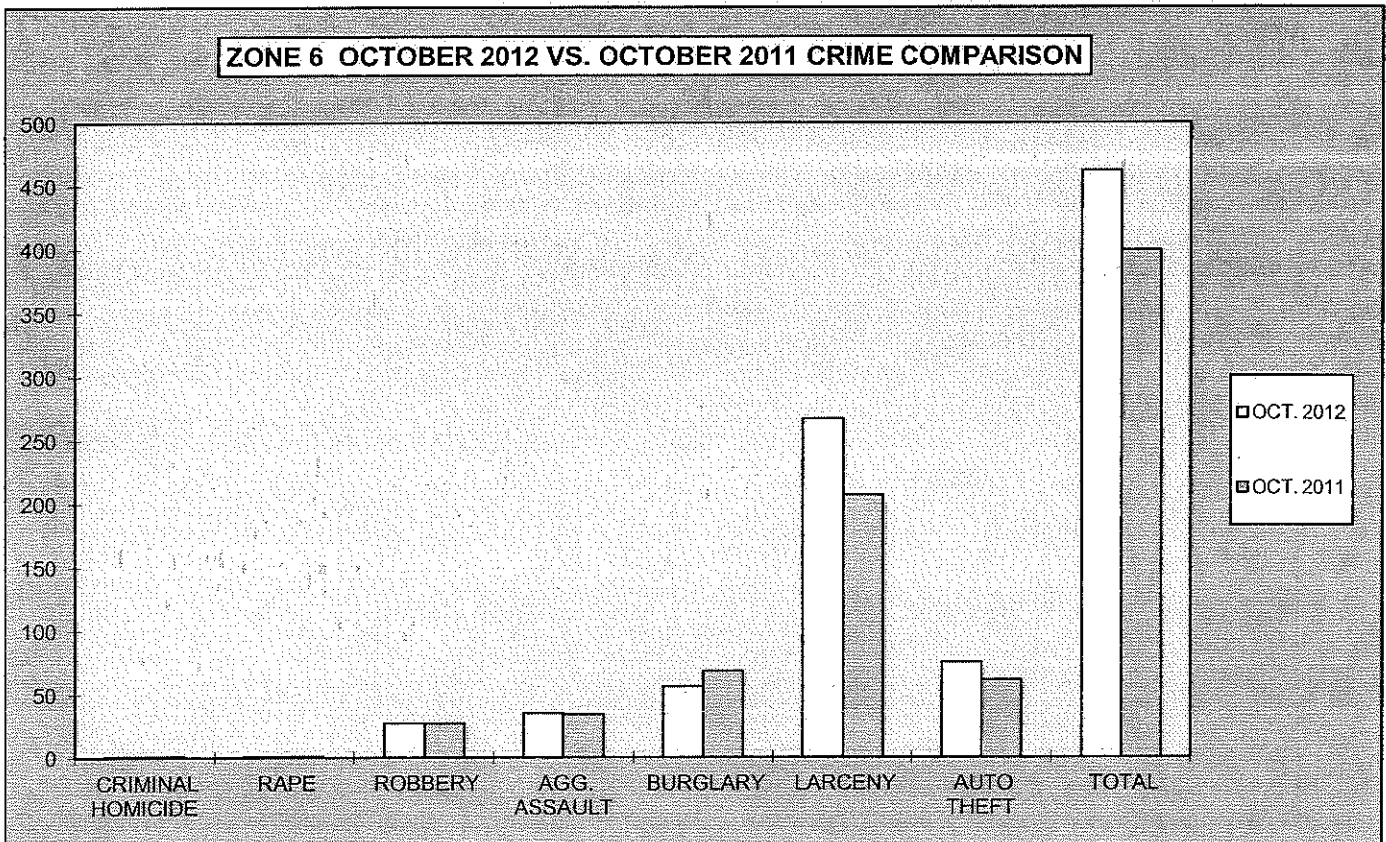
ZONE 5				
CRIME	JAN. - OCT. 2012	JAN. - OCT. 2011	# DIFFERENCE	% DIFFERENCE
CRIMINAL HOMICIDE	2	9	-7	-78%
RAPE	8	17	-9	-53%
ROBBERY	274	382	-108	-28%
AGG. ASSAULT	246	337	-91	-27%
BURGLARY	229	437	-208	-48%
RESIDENCE	144	310	-166	-54%
NON-RESIDENCE	85	127	-42	-33%
LARCENY	3,280	4,114	-834	-20%
POCKETPICKING	33	24	9	38%
PURSE SNATCHING	86	167	-81	-49%
SHOPLIFTING	384	462	-78	-17%
FROM MOTOR VEHICLES	1,625	2,181	-556	-25%
MOTOR VEH. PARTS/ACCESSORIES	305	313	-8	-3%
BICYCLES	35	43	-8	-19%
FROM BUILDINGS	460	456	4	1%
FROM COIN OPERATED MACHINES	5	3	2	67%
ALL OTHER	347	465	-118	-25%
AUTO THEFT	411	730	-319	-44%
TOTAL	4,450	6,026	-1,576	-26%



* 2011 FIGURES BASED ON OLD ZONE BOUNDARIES - NEW ZONE BOUNDARIES EFFECTIVE 12-13-11

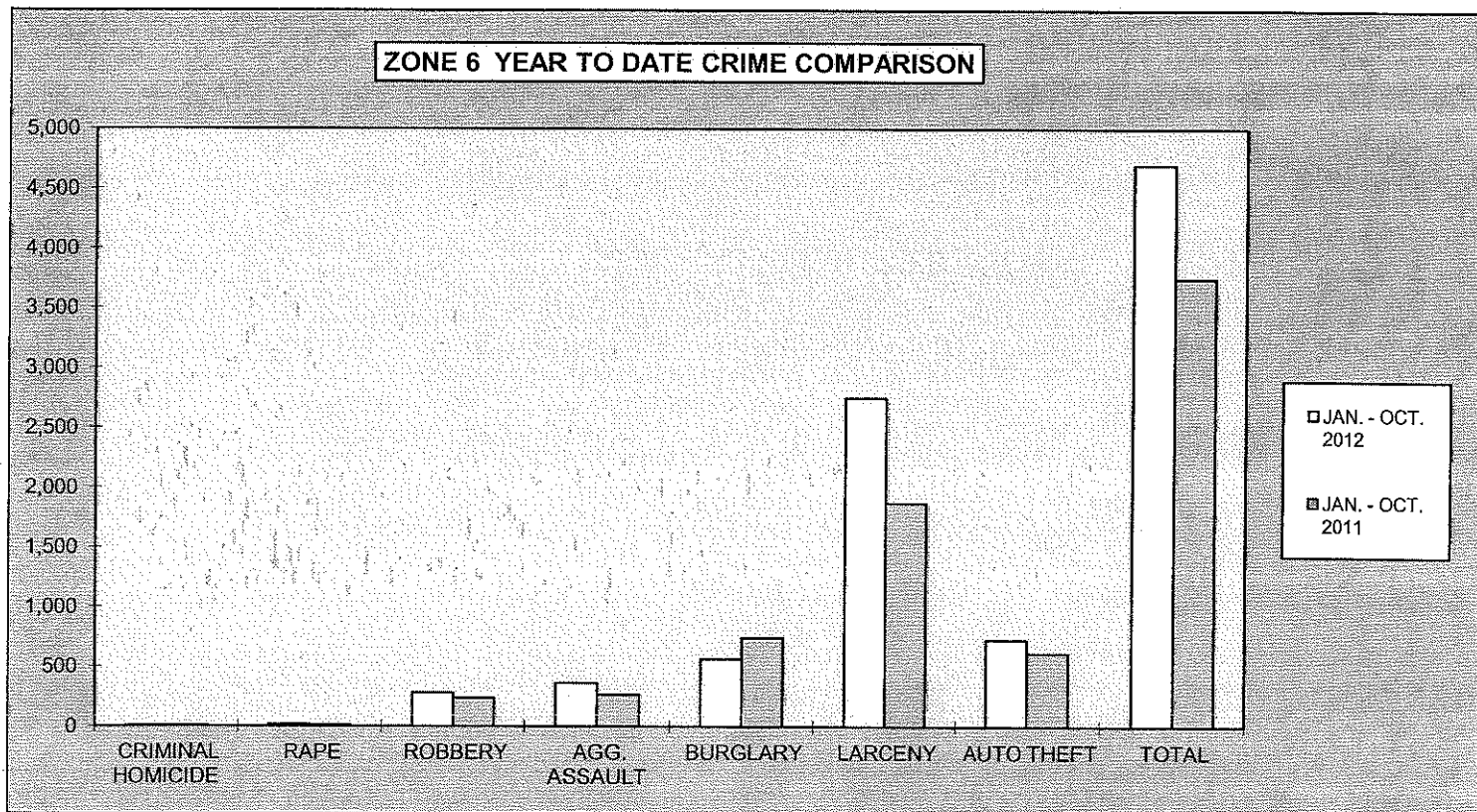
**2012
MONTHLY CRIME COMPARISON**

ZONE 6					
CRIME	OCT. 2012	OCT. 2011	# DIFFERENCE	% DIFFERENCE	
CRIMINAL HOMICIDE	1	1	0	0%	
RAPE	1	1	0	0%	
ROBBERY	27	27	0	0%	
AGG. ASSAULT	35	34	1	3%	
BURGLARY	56	68	-12	-18%	
RESIDENCE	50	56	-6	-11%	
NON-RESIDENCE	6	12	-6	-50%	
LARCENY	267	207	60	29%	
POCKETPICKING	0	2	-2	-100%	
PURSE SNATCHING	7	4	3	75%	
SHOPLIFTING	40	35	5	14%	
FROM MOTOR VEHICLES	133	105	28	27%	
MOTOR VEH. PARTS/ACCESSORIES	22	10	12	120%	
BICYCLES	13	6	7	117%	
FROM BUILDINGS	13	8	5	63%	
FROM COIN OPERATED MACHINES	0	0	0	0%	
ALL OTHER	39	37	2	5%	
AUTO THEFT	75	61	14	23%	
TOTAL	462	399	63	16%	



**2012
YEAR TO DATE CRIME COMPARISON**

ZONE 6				
CRIME	JAN.-OCT. 2012	JAN.-OCT. 2011	# DIFFERENCE	% DIFFERENCE
CRIMINAL HOMICIDE	6	8	-2	-25%
RAPE	17	14	3	21%
ROBBERY	280	235	45	19%
AGG. ASSAULT	360	265	95	36%
BURGLARY	561	740	-179	-24%
RESIDENCE	460	636	-176	-28%
NON-RESIDENCE	101	104	-3	-3%
LARCENY	2,748	1,869	879	47%
POCKETPICKING	4	8	-4	-50%
PURSE SNATCHING	92	35	57	163%
SHOPLIFTING	478	384	94	24%
FROM MOTOR VEHICLES	1,376	774	602	78%
MOTOR VEH. PARTS/ACCESSORIES	227	141	86	61%
BICYCLES	57	46	11	24%
FROM BUILDINGS	196	164	32	20%
FROM COIN OPERATED MACHINES	0	4	-4	-100%
ALL OTHER	318	313	5	2%
AUTO THEFT	724	611	113	18%
TOTAL	4,696	3,742	954	25%

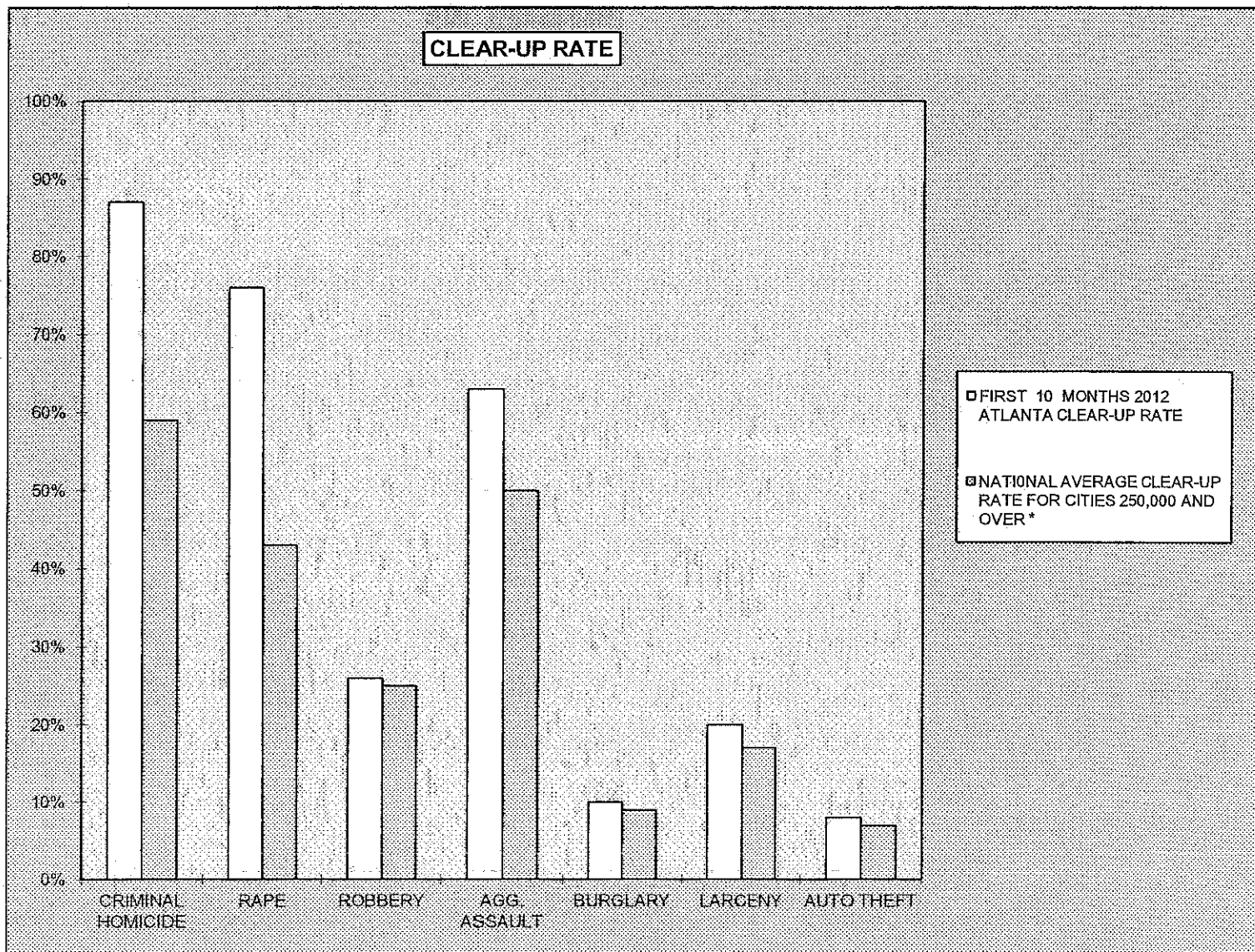


* 2011 FIGURES BASED ON OLD ZONE BOUNDARIES - NEW ZONE BOUNDARIES EFFECTIVE 12-13-11

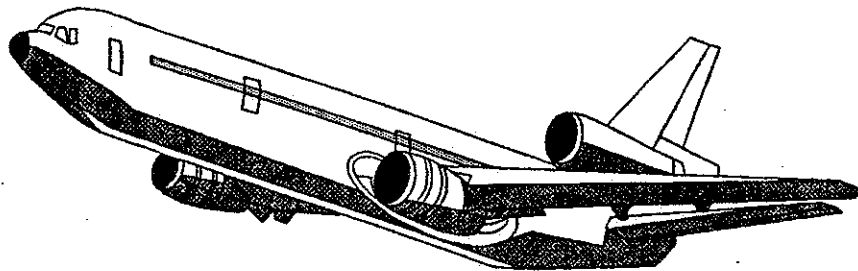
**2012
CRIME COMPARISON
CLEAR-UP RATE**

CRIME	FIRST 10 MONTHS 2012 ATLANTA CLEAR-UP RATE	NATIONAL AVERAGE CLEAR-UP RATE FOR CITIES 250,000 AND OVER *
CRIMINAL HOMICIDE	87%	59%
RAPE	76%	43%
ROBBERY	26%	25%
AGG. ASSAULT	63%	50%
BURGLARY	10%	9%
LARCENY	20%	17%
AUTO THEFT	8%	7%

* National Average for Cities 250,000 and Over Based on Latest Annual (2011) FBI Uniform Crime Report



APD



The Atlanta Airport
UNIFORM CRIME REPORTING



OCTOBER 2012

SUPPORT SERVICES DIVISION
INFORMATION SERVICES SECTION

RETURN A - MONTHLY RETURN OF OFFENSES KNOWN TO THE POLICE

1-720b (Rev. 8-30-94)
OMB No. 1110-0001

This report is authorized by law Title 28, Section 534, U.S. Code. While you are not required to respond, your cooperation in forwarding this report by the 7th day after the close of the month to Uniform Crime Reports, Federal Bureau of Investigation, Washington, D.C. 20535, will assist in compiling comprehensive, accurate national crime figures on a timely basis.

1	2	3	4	5	6	
CLASSIFICATION OF OFFENSES	DATA ENTRY	OFFENSES REPORTED OR KNOWN TO POLICE (INCLUDE "UNFOUNDED" AND ATTEMPTS)	UNFOUNDED, I.E., FALSE OR BASELESS COMPLAINTS	NUMBER OF ACTUAL OFFENSES (COLUMN 2 MINUS COLUMN 3) INCLUDE ATTEMPTS	TOTAL OFFENSES CLEARED BY ARREST OR EXCEPTIONAL MEANS (INCLUDES COL. 6)	NUMBER OF CLEARANCES INVOLVING ONLY PERSONS UNDER 18 YEARS OF AGE
1. CRIMINAL HOMICIDE						
a. MURDER AND NONNEGLIGENT HOMICIDE	11	0	0	0	0	
b. MANSLAUGHTER BY NEGLIGENCE	12					
2. FORCIBLE RAPE TOTAL	20	0	0	0	0	
a. Rape by Force	21	0	0	0	0	
b. Attempts to commit Forcible Rape	22	0	0	0	0	
3. ROBBERY TOTAL	30	0	0	0	0	
a. Firearm	31	0	0	0	0	
b. Knife or Cutting Instrument	32	0	0	0	0	
c. Other Dangerous Weapon	33	0	0	0	0	
d. Strong-Arm (Hands, Fists, Feet, etc.)	34	0	0	0	0	
4. ASSAULT TOTAL	40	6	0	6	0	
a. Firearm	41	0	0	0	0	
b. Knife or cutting instrument	42	0	0	0	0	
c. Other Dangerous Weapon	43	0	0	0	0	
d. Strong-Arm	44	0	0	0	0	
e. Other Assaults - Simple, Not Aggravated	45	6	0	6	0	
5. BURGLARY TOTAL	50	0	0	0	0	
a. Forcible Entry	51	0	0	0	0	
b. Unlawful Entry - No Force	52	0	0	0	0	
c. Attempted Forcible Entry	53	0	0	0	0	
6. LARCENY THEFT TOTAL (except Motor Vehicle Theft)	60	27	0	27	1	
7. MOTOR VEHICLE THEFT TOTAL	70	2	0	2	0	
a. Autos	71	1	0	1	0	
b. Trucks and Buses	72	1	0	1	0	
c. Other Vehicles	73	0	0	0	0	
GRAND TOTAL	77	35	0	35	1	

CHECKING ANY OF THE APPROPRIATE BLOCKS BELOW WILL ELIMINATE YOUR NEED TO SUBMIT REPORTS WHEN THE VALUES ARE ZERO. THIS WILL ALSO AID THE NATIONAL PROGRAM IN ITS QUALITY CONTROL EFFORTS.

- NO SUPPLEMENTARY HOMICIDE REPORT SUBMITTED SINCE NO MURDERS, JUSTIFIABLE HOMICIDES, OR MANSLAUGHTER BY NEGLIGENCE OCCURRED IN THIS JURISDICTION DURING THE MONTH.
- NO SUPPLEMENT TO RETURN A REPORT SINCE NO CRIME OFFENSES OR RECOVERY OF PROPERTY REPORTED DURING THE MONTH.
- NO LAW ENFORCEMENT OFFICERS KILLED OR ASSAULTED REPORT SINCE NONE OF THE OFFICERS WERE ASSAULTED OR KILLED DURING THE MONTH.

- NO AGE, SEX, AND RACE OF PERSONS ARRESTED UNDER 18 YEARS OF AGE REPORT SINCE NO ARRESTS OF PERSONS WITHIN THIS AGE GROUP.
- NO AGE, SEX, AND RACE OF PERSONS ARRESTED 18 YEARS OF AGE AND OVER REPORT SINCE NO ARRESTS OF PERSONS WITHIN THIS AGE GROUP.
- NO MONTHLY RETURN OF ARSON OFFENSES KNOWN TO LAW ENFORCEMENT REPORT SINCE NO ARSONS OCCURRED.

DO NOT USE THIS SPACE

	INITIALS
RECORDED	
EDITED	
ENTERED	
ADJUSTED	
WORKS	

* TOTALS INCLUDE PREVIOUS OFFENSES

OCTOBER 2012

Month and Year of Report

GA 060240X

Agency Identifier

NOVEMBER 13, 2012

Date

ATLANTA AIRPORT POLICE - GEORGIA

Agency and State

Chiffon Johnson LIEUTENANT
Prepared By
George N. Tronka CHIEF
Chief, Commissioner, Sheriff, or Superintendent

PROPERTY STOLEN BY CLASSIFICATION

CLASSIFICATION	DATA ENTRY	Number of Actual Offenses (Column 4 Return A)	Monetary Value of Property Stolen
1. MURDER AND NONNEGLIGENT MANSLAUGHTER	12	0	0.00
2. FORCIBLE RAPE	20	0	0.00
3. ROBBERY			
(a) HIGHWAY (streets, alleys, etc.)	31	0	0.00
(b) COMMERCIAL HOUSE (except c, d, and f)	32	0	0.00
(c) GAS OR SERVICE STATION	33	0	0.00
(d) CONVENIENCE STORE	34	0	0.00
(e) RESIDENCE (anywhere on premises)	35	0	0.00
(f) BANK	36	0	0.00
(g) MISCELLANEOUS	37	0	0.00
TOTAL ROBBERY	30	0	\$ 0.00
5. BURGLARY - BREAKING OR ENTERING			
(a) RESIDENCE (dwelling)			
(1) NIGHT (6 p.m. - 6 a.m.)	51	0	0.00
(2) DAY (6 a.m. - 6 p.m.)	52	0	0.00
(3) UNKNOWN	53	0	0.00
(b) NON-RESIDENCE (store, office, etc.)			
(1) NIGHT (6 p.m. - 6 a.m.)	54	0	0.00
(2) DAY (6 a.m. - 6 p.m.)	55	0	0.00
(3) UNKNOWN	56	0	0.00
TOTAL BURGLARY	50	0	\$ 0.00
6. LARCENY - THEFT (Except Motor Vehicle Theft)			
(a) \$200 AND OVER	61	9	16,303.00
(b) \$50 TO \$200	62	2	359.00
(c) UNDER \$50	63	16	10.00
TOTAL LARCENY (Same as Item 6X)	60	27	\$ 16,672.00
7. MOTOR VEHICLE THEFT (Include Alleged Joy Ride)	70	2	30,000.00
GRAND TOTAL - ALL ITEMS	77	29	\$ 46,672.00
ADDITIONAL ANALYSIS OF LARCENY AND MOTOR VEHICLE THEFT			
6X. NATURE OF LARCENIES UNDER ITEM 6			
(a) POCKET-PICKING	81	2	858.00
(b) PURSE-SNATCHING	82	0	0.00
(c) SHOPLIFTING	83	0	0.00
(d) FROM MOTOR VEHICLES (except e)	84	4	3,991.00
(e) MOTOR VEHICLE PARTS AND ACCESSORIES	85	0	0.00
(f) BICYCLES	86	0	0.00
(g) FROM BUILDING (except c and h)	87	6	862.00
(h) FROM ANY COIN-OPERATED MACHINES (parking meters, etc.)	88	0	0.00
(i) ALL OTHER	89	15	10,961.00
TOTAL LARCENIES (Same as Item 6)	80	27	\$ 16,672.00
7X. MOTOR VEHICLES RECOVERED			
(a) STOLEN LOCALLY AND RECOVERED LOCALLY	91	0	
(b) STOLEN LOCALLY AND RECOVERED BY OTHER JURISDICTIONS	92	0	
(c) TOTAL LOCALLY STOLEN MOTOR VEHICLES RECOVERED (a & b)	93	0	
(d) STOLEN IN OTHER JURISDICTIONS AND RECOVERED LOCALLY	90	1	

SUPPLEMENT TO RETURN A
MONTHLY RETURN OF OFFENSES KNOWN TO THE POLICE

1-706 (Rev.8-30-94)
Form Approved
OMB No. 1110-0007

This report is authorized by law, Title 28, Section 534, U. S. Code. While you are not required to respond, your cooperation in submitting this report with the Return A will assist the FBI in compiling comprehensive, accurate figures on a timely basis.

This form deals with the nature of crime and the monetary value of property stolen and recovered. The total offenses recorded on the form should be the same as the number of actual offenses listed in Column 4 of the Return A for each crime class. Include attempted crimes on this form, but do not include unfounded offenses. If you cannot complete the report in all areas, please record as much information as is available. Tally sheets will be sent upon request.

PROPERTY BY TYPE AND VALUE

Type of Property (1)	Data Entry	Monetary Value of Property Stolen in Your Jurisdiction	
		Stolen (2)	Recovered (3)
(A) Currency, Notes, Etc.	01	\$ 2,707.00	0.00
(B) Jewelry and Precious Metals	02	3,500.00	0.00
(C) Clothing and Furs	03	400.00	0.00
(D) Locally Stolen Motor Vehicles	04	30,000.00	0.00
(E) Office Equipment	05	2,500.00	0.00
(F) Televisions, Radios, Stereos, Etc.	06	5,490.00	0.00
(G) Firearms	07	0.00	0.00
(H) Household Goods	08	0.00	0.00
(I) Consumable Goods	09	0.00	0.00
(J) Livestock	10	0.00	0.00
(K) Miscellaneous	11	2,075.00	0.00
TOTAL	00	\$ 46,672.00	\$ 0.00

The total of this column should agree with the Grand Total (DATA ENTRY 77) shown on page 2.

Include in this column all property recovered even though stolen in prior months. The above is an accounting for only that property stolen in your jurisdiction. This will include property recovered for you by other jurisdictions, but not property you recover for them.

NOVEMBER 13, 2012

DATE

William J. Johnson

LIEUTENANT

PREPARED BY

TITLE

George N. Turner

CHIEF

CHIEF, COMMISSIONER, SHERIFF OR SUPERINTENDENT

OCTOBER 2012

Month and Year of Report

GA 060240X

Agency Identifier

ATLANTA AIRPORT POLICE - GEORGIA

Agency and State

**ATLANTA AIRPORT POLICE
AGE, SEX, AND RACE OF PERSONS ARRESTED
17 YEARS OF AGE AND OVER**

MONTH OCTOBER

YEAR 2012

CLASSIFICATION OF OFFENSES	SEX	AGE OF PERSON ARRESTED															TOTAL	RACE				ETHNIC		
		17	18	19	20	21	22	23	24 29	30 34	35 39	40 44	45 49	50 54	55 59	60 64		65 UP	White	Black	Native Amer.	Asian/Pacific	Whi. Hispanic	Blck Hispanic
Murder/Nonnegligent Manslaughter	01a M																	0						
	F																	0						
Manslaughter by Negligence	01b M																	0						
	F																	0						
Forcible Rape	02 M																	0						
	F																	0						
Robbery	03 M																	0						
	F																	0						
Aggravated Assault	04 M																	0						
	F																	0						
Burglary- Breaking or Entering	05 M																	0						
	F																	0						
Larceny - Theft (except Motor Vehicle Theft)	06 M							1		1								2						
	F																	0		2				
Motor Vehicle Theft	07 M																	0						
	F																	0						
Other Assaults	08 M																	0						
	F								1		1							2	1	1				
Arson	09 M																	0						
	F																	0						
Forgery and Counterfeiting	10 M																	0						
	F																	0						
Fraud	11 M							1										1						
	F																	0		1				
Embezzlement	12 M																	0						
	F																	0						
Stolen Property, Buying, Receiving, Possessing	13 M																	0						
	F																	0						
Vandalism	14 M																	0						
	F																	0						
Weapons	15 M								1	1	1			1	1		1	6						
	F							1										1	5	2				

-36-

**ATLANTA AIRPORT POLICE
AGE, SEX, AND RACE OF PERSONS ARRESTED
17 YEARS OF AGE AND OVER**

MONTH OCTOBER

YEAR 2012

CLASSIFICATION OF OFFENSES	SEX	AGE OF PERSON ARRESTED																TOTAL	RACE				ETHNIC	
		17	18	19	20	21	22	23	24 29	30 34	35 39	40 44	45 49	50 54	55 59	60 64	65 UP		White	Black	Native Amer.	Asian/Pacific	Whi. Hispanic	Blck Hispanic
Prostitution and Commercialized Vice	M																	0						
	F																	0						
Sex Offenses (except Rape and Prostitution)	M																	0						
	F																	0						
Drug Abuse Violations Grand Total	M	0	0	0	0	0	0	0	0	1	0	0	0	0	0	1	0	2						
	F	0	0	0	0	0	0	0	0	0	0	0	0	0	0	0	0	0	2	0	0	0	0	0
(1) Sale/Manufacturing Subtotal	M	0	0	0	0	0	0	0	0	0	0	0	0	0	0	0	0	0						
	F	0	0	0	0	0	0	0	0	0	0	0	0	0	0	0	0	0	0	0	0	0	0	0
Opium or Cocaine and their derivatives	M																	0						
	F																	0						
Marijuana	M																	0						
	F																	0						
Synthetic Narcotics	M																	0						
	F																	0						
Other Dangerous Non-Narcotic Drugs	M																	0						
	F																	0						
(2) Possession Subtotal	M	0	0	0	0	0	0	0	0	1	0	0	0	0	0	1	0	2						
	F	0	0	0	0	0	0	0	0	0	0	0	0	0	0	0	0	0	2	0	0	0	0	0
Opium or Cocaine and their derivatives	M																	0						
	F																	0						
Marijuana	M									1						1		2						
	F																	0	2					
Synthetic Narcotics	M																	0						
	F																	0						
Other Dangerous Non-Narcotic Drugs	M																	0						
	F																	0						
Gambling Total	M	0	0	0	0	0	0	0	0	0	0	0	0	0	0	0	0	0						
	F	0	0	0	0	0	0	0	0	0	0	0	0	0	0	0	0	0	0	0	0	0	0	0
Bookmaking	M																	0						
	F																	0						
Numbers and Lottery	M																	0						
	F																	0						

-36a-

ATLANTA AIRPORT POLICE
AGE, SEX, AND RACE OF PERSONS ARRESTED
17 YEARS OF AGE AND OVER

MONTH OCTOBER

YEAR 2012

CLASSIFICATION OF OFFENSES	SEX	AGE OF PERSON ARRESTED																TOTAL	RACE				ETHNIC	
		17	18	19	20	21	22	23	24 29	30 34	35 39	40 44	45 49	50 54	55 59	60 64	65 UP		White	Black	Native Amer.	Asian/Pacific	Whi. Hispanic	Blck Hispanic
All Other Gambling	M																	0						
	F																	0						
Offenses Against Family And Children	M																	0						
	F																	0						
Driving Under the Influence	M																	0						
	F										1							1		1				
Liquor Laws	M																	0						
	F																	0						
Drunkenness	M											1						1						
	F																	0	1					
Disorderly Conduct	M																1	1						
	F																	0		1				
Vagrancy	M														1			1						
	F																	0		1				
All Other Offenses (except Traffic)	M								4	3	4	5	11	8	7	6	5	53						
	F																	0	3	50				
Suspicion	M																	0						
	F																	0						
TOTAL		0	0	0	0	0	0	2	5	6	7	7	12	9	9	7	7	71	12	59	0	0	0	0

OCTOBER 2012

Month and Year of Report

GA 060240X

Agency Identifier

NOVEMBER 13, 2012

Date

Cynthia [Signature]

LIEUTENANT

Prepared By

Title

George N. [Signature]

CHIEF

Chief, Commissioner, Sheriff, or Superintendent

ATLANTA AIRPORT POLICE - GEORGIA

Agency and State

ATLANTA AIRPORT POLICE
 AGE, SEX, AND RACE OF PERSONS ARRESTED
 16 YEARS OF AGE AND UNDER

MONTH OCTOBER

YEAR 2012

CLASSIFICATION OF OFFENSES	SEX	AGE						RACE				ETHNIC		
		0	10	13	15	16	TOTAL	White	Black	Native Amer.	Asian/Pacific	Whi. Hispanic	Blck Hispanic	
		9	12	14	15	16								
Murder/Nonnegligent Manslaughter	01a	M					0							
	F						0							
Manslaughter by Negligence	01b	M					0							
	F						0							
Forcible Rape	02	M					0							
	F						0							
Robbery	03	M					0							
	F						0							
Aggravated Assault	04	M					0							
	F						0							
Burglary- Breaking or Entering	05	M					0							
	F						0							
Larceny - Theft (except Motor Vehicle Theft)	06	M					0							
	F						0							
Motor Vehicle Theft	07	M					0							
	F						0							
Other Assaults	08	M					0							
	F						0							
Arson	09	M					0							
	F						0							
Forgery and Counterfeiting	10	M					0							
	F						0							
Fraud	11	M					0							
	F						0							
Embezzlement	12	M					0							
	F						0							
Stolen Property, Buying, Receiving, Possessing	13	M					0							
	F						0							
Vandalism	14	M					0							
	F						0							
Weapons	15	M					0							
	F						0							
Prostitution and Commercialized Vice	16	M					0							
	F						0							

-36C-

ATLANTA AIRPORT POLICE
AGE, SEX, AND RACE OF PERSONS ARRESTED
16 YEARS OF AGE AND UNDER

MONTH OCTOBER

YEAR 2012

CLASSIFICATION OF OFFENSES	SEX	AGE						RACE				ETHNIC	
		0	10	13	15	16	TOTAL	White	Black	Native Amer.	Asian/Pacific	Whi. Hispanic	Blck Hispanic
		9	12	14	15	16							
Sex Offenses (except Rape and Prostitution)	M						0						
	F						0						
Drug Abuse Violations Grand Total	M	0	0	0	0	0	0	0	0	0	0	0	0
	F	0	0	0	0	0	0	0	0	0	0	0	0
(1) Sale/Manufacturing Subtotal	M	0	0	0	0	0	0	0	0	0	0	0	0
	F	0	0	0	0	0	0	0	0	0	0	0	0
Opium or Cocaine and their Derivatives	M						0						
	F						0						
Marijuana	M						0						
	F						0						
Synthetic Narcotics	M						0						
	F						0						
Other Dangerous Non- Narcotic Drugs	M						0						
	F						0						
(2) Possession Subtotal	M	0	0	0	0	0	0	0	0	0	0	0	0
	F	0	0	0	0	0	0	0	0	0	0	0	0
Opium or Cocaine and their Derivatives	M						0						
	F						0						
Marijuana	M						0						
	F						0						
Synthetic Narcotics	M						0						
	F						0						
Other Dangerous Non- Narcotic Drugs	M						0						
	F						0						
Gambling Total	M	0	0	0	0	0	0	0	0	0	0	0	0
	F	0	0	0	0	0	0	0	0	0	0	0	0
Bookmaking	M						0						
	F						0						
Numbers and Lottery	M						0						
	F						0						
All Other Gambling	M						0						
	F						0						
Offenses Against Family and Children	M						0						
	F						0						

-36d-

**ATLANTA AIRPORT POLICE
AGE, SEX, AND RACE OF PERSONS ARRESTED
16 YEARS OF AGE AND UNDER**

MONTH OCTOBER

YEAR 2012

CLASSIFICATION OF OFFENSES	SEX	AGE						RACE				ETHNIC	
		09	1012	1314	15	16	TOTAL	White	Black	Native Amer.	Asian/Pacific	Whi. Hispanic	Blck Hispanic
Driving Under the Influence 21	M						0						
	F						0						
Liquor Laws 22	M						0						
	F						0						
Drunkenness 23	M						0						
	F						0						
Disorderly Conduct 24	M						0						
	F						0						
Vagrancy 25	M						0						
	F						0						
All Other Offenses (except Traffic) 26	M						0						
	F						0						
Suspicion 27	M						0						
	F						0						
Curfew and Loitering 28	M						0						
	F						0						
Run-Aways 29	M						0						
	F						0						
Total		0	0	0	0	0	0	0	0	0	0	0	0

-36e-

OCTOBER 2012

Month and Year of Report

GA 060240X

Agency Identifier

NOVEMBER 13, 2012

Date

Cathy Johnson
Prepared By LIEUTENANT

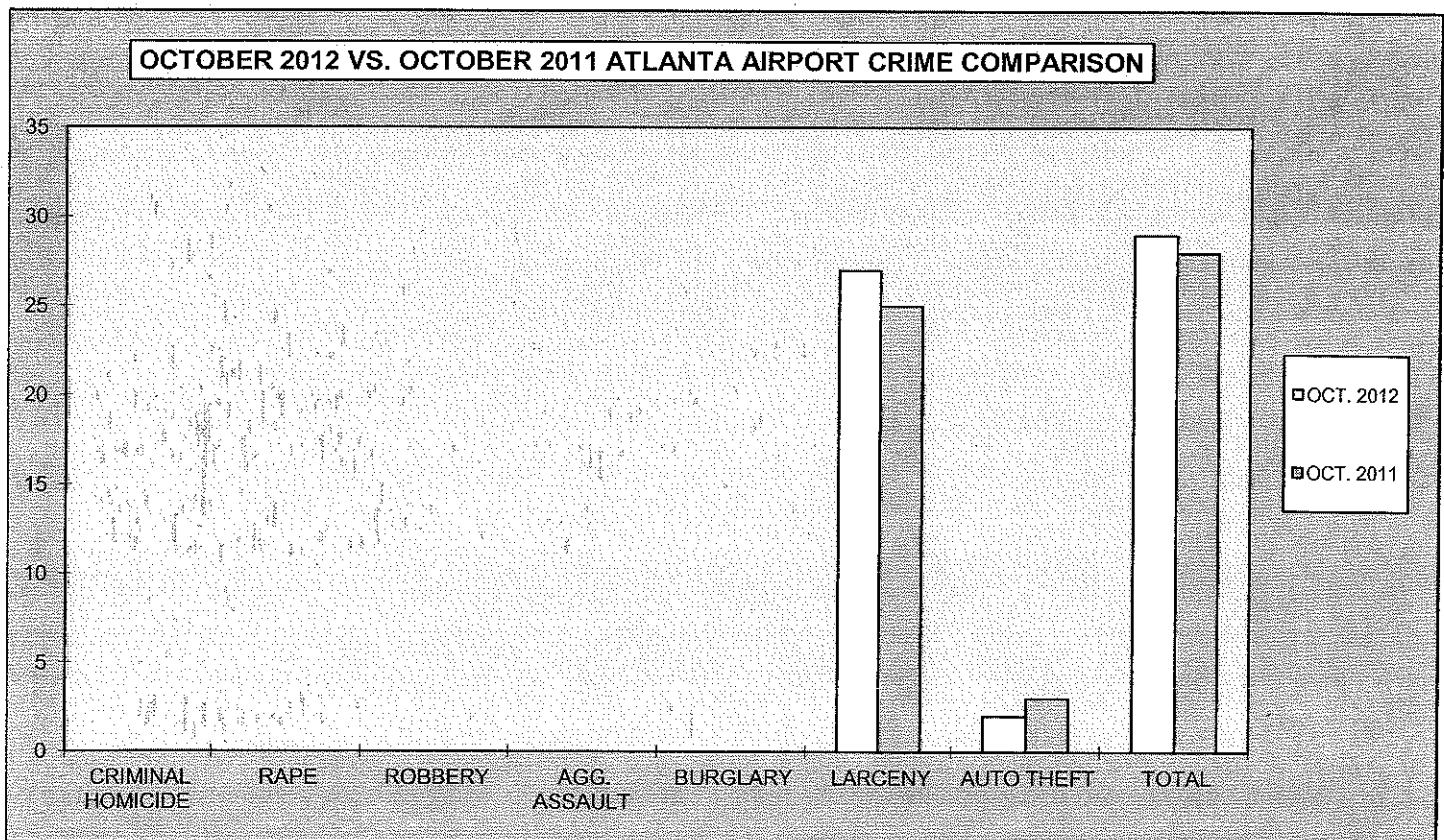
ATLANTA AIRPORT POLICE - GEORGIA

Agency and State

George N. Turner
Chief, Commissioner, Sheriff, or Superintendent

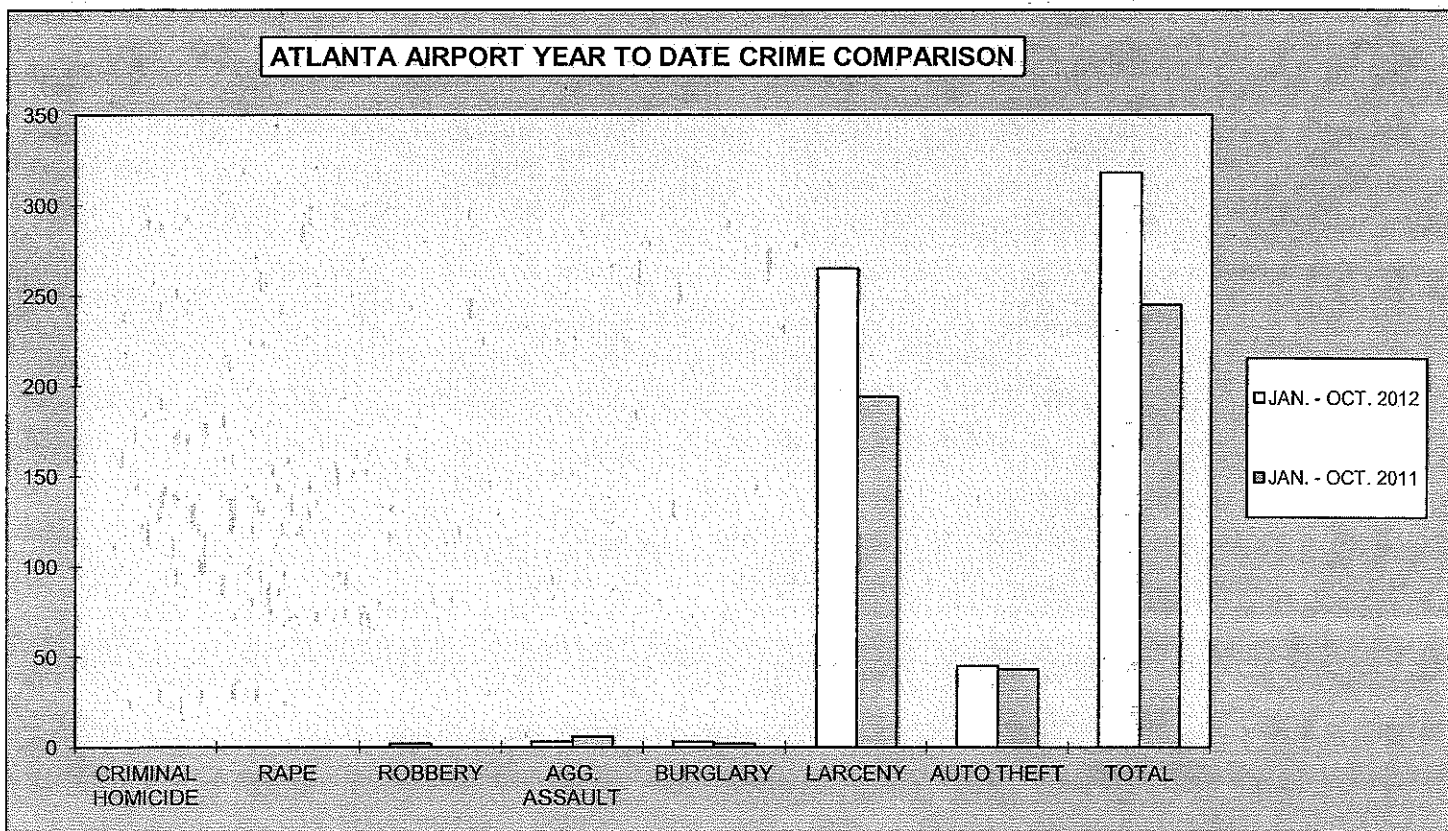
2012
ATLANTA AIRPORT
MONTHLY CRIME COMPARISON

CRIME	OCT. 2012	OCT. 2011	# DIFFERENCE	% DIFFERENCE
CRIMINAL HOMICIDE	0	0	0	0%
RAPE	0	0	0	0%
ROBBERY	0	0	0	0%
AGG. ASSAULT	0	0	0	0%
BURGLARY	0	0	0	0%
RESIDENCE	0	0	0	0%
NON-RESIDENCE	0	0	0	0%
LARCENY	27	25	2	8%
POCKETPICKING	2	0	2	100%
PURSE SNATCHING	0	0	0	0%
SHOPLIFTING	0	3	-3	-100%
FROM MOTOR VEHICLES	4	3	1	33%
MOTOR VEH. PARTS/ACCESSORIES	0	3	-3	-100%
BICYCLES	0	0	0	0%
FROM BUILDINGS	6	3	3	100%
FROM COIN OPERATED MACHINES	0	0	0	0%
ALL OTHER	15	13	2	15%
AUTO THEFT	2	3	-1	-33%
TOTAL	29	28	1	4%



**2012
ATLANTA AIRPORT
YEAR TO DATE CRIME COMPARISON**

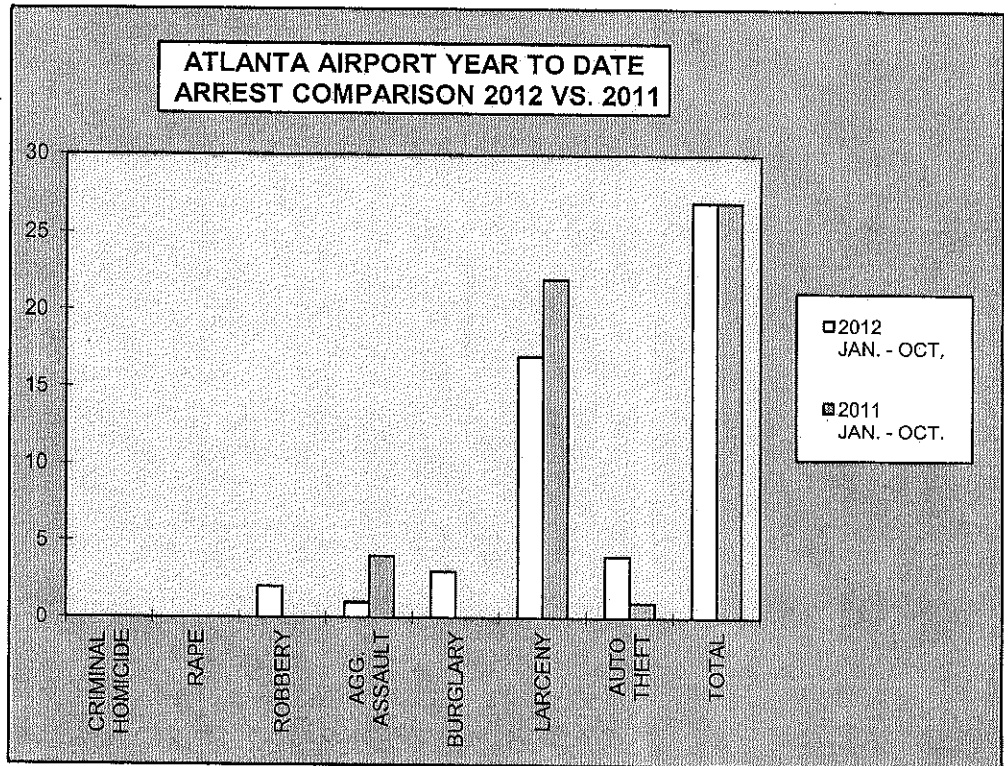
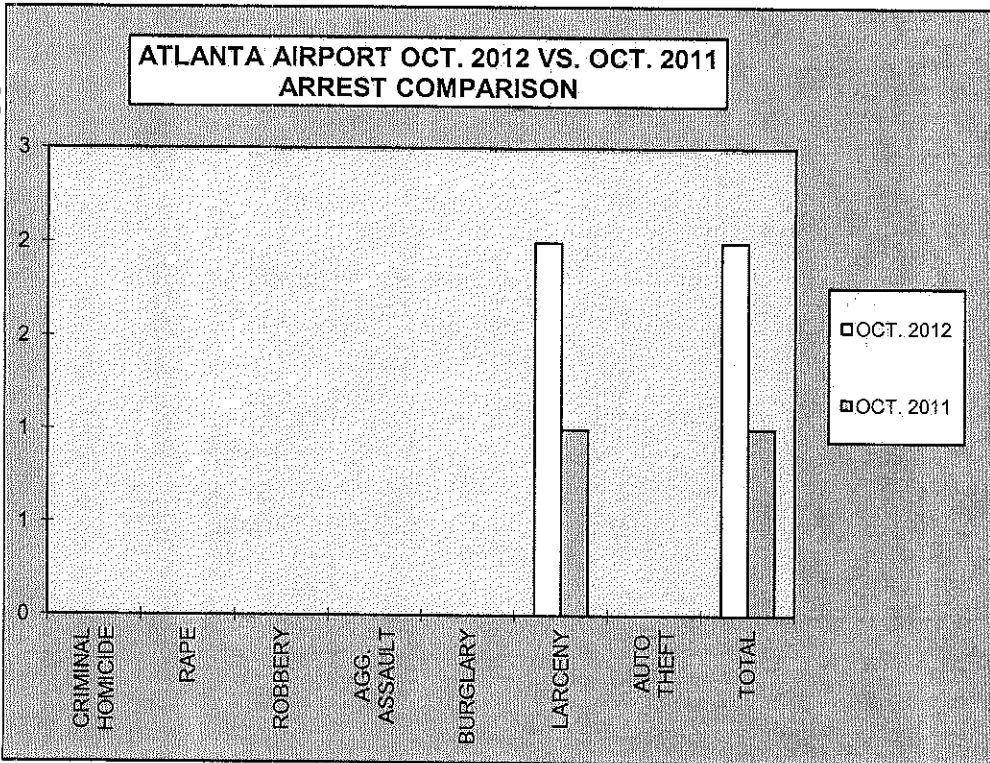
FIRST 10 MONTHS				
CRIME	JAN. - OCT. 2012	JAN. - OCT. 2011	# DIFFERENCE	% DIFFERENCE
CRIMINAL HOMICIDE	0	0	0	0%
RAPE	0	0	0	0%
ROBBERY	2	0	2	100%
AGG. ASSAULT	3	6	-3	-50%
BURGLARY	3	2	1	50%
RESIDENCE	0	0	0	0%
NON-RESIDENCE	3	2	1	50%
LARCENY	265	194	71	37%
POCKETPICKING	5	1	4	400%
PURSE SNATCHING	1	0	1	100%
SHOPLIFTING	8	14	-6	-43%
FROM MOTOR VEHICLES	44	25	19	76%
MOTOR VEH. PARTS/ACCESSORIES	27	17	10	59%
BICYCLES	0	1	-1	-100%
FROM BUILDINGS	64	37	27	73%
FROM COIN OPERATED MACHINES	4	2	2	100%
ALL OTHER	112	97	15	15%
AUTO THEFT	45	43	2	5%
TOTAL	318	245	73	30%



**2012
ATLANTA AIRPORT
ARREST COMPARISON**

OCTOBER ARREST COMPARISON				
CRIME	OCT 2012	OCT 2011	# DIFFERENCE	% DIFFERENCE
CRIMINAL HOMICIDE	0	0	0	0%
RAPE	0	0	0	0%
ROBBERY	0	0	0	0%
AGG. ASSAULT	0	0	0	0%
BURGLARY	0	0	0	0%
LARCENY	2	1	1	100%
AUTO THEFT	0	0	0	0%
TOTAL	2	1	1	100%

FIRST 10 MONTHS ARREST COMPARISON				
CRIME	2012 JAN. - OCT	2011 JAN. - OCT	# DIFFERENCE	% DIFFERENCE
CRIMINAL HOMICIDE	0	0	0	0%
RAPE	0	0	0	0%
ROBBERY	2	0	2	100%
AGG. ASSAULT	1	4	-3	-75%
BURGLARY	3	0	3	100%
LARCENY	17	22	-5	-23%
AUTO THEFT	4	1	3	300%
TOTAL	27	27	0	0%



**2012
ATLANTA AIRPORT
CLEAR-UP RATE**

CRIME	ATLANTA AIRPORT OCT. 2012 CLEAR-UP RATE	ATLANTA AIRPORT OCT. 2011 CLEAR-UP RATE
CRIMINAL HOMICIDE	0%	0%
RAPE	0%	0%
ROBBERY	0%	0%
AGG. ASSAULT	0%	0%
BURGLARY	0%	0%
LARCENY	4%	8%
AUTO THEFT	0%	0%

