

# FBI UNIFORM CRIME REPORTING

ATLANTA POLICE DEPARTMENT

226 PEACHTREE STREET, SW

ATLANTA, GEORGIA 30303



SEPTEMBER 2012

SUPPORT SERVICES DIVISION  
INFORMATION SERVICES SECTION

# TABLE OF CONTENTS

	Page
U. C. R. COMPARATIVE CRIME REPORT -----	1
RETURN A - MONTHLY RETURN OF OFFENSES KNOWN TO THE POLICE -----	2
PROPERTY STOLEN BY CLASSIFICATION -----	3
LAW ENFORCEMENT OFFICERS KILLED OR ASSAULTED -----	3a
MONTHLY RETURN OF ARSON OFFENSES KNOWN TO LAW ENFORCEMENT -----	4
POLICE DISPOSITION OF JUVENILES -----	5
SUPPLEMENTARY HOMICIDE REPORT -----	6
SEX AND RACE OF PERSONS ARRESTED -----	7
HOMICIDE COMPARISON REPORT -----	8
HOMICIDE BREAKDOWN REPORT -----	8a-8e
SEVEN MAJOR CRIMES - MONTHLY CRIME COMPARISON -----	9
SEVEN MAJOR CRIMES - YEAR TO DATE CRIME COMPARISON -----	10
SEVEN MAJOR CRIMES ARREST MONTHLY AND YEAR TO DATE COMPARISON -----	11
CRIMES AGAINST PERSONS MONTHLY AND YEAR TO DATE COMPARISON -----	12
CRIMES AGAINST PROPERTY MONTHLY AND YEAR TO DATE COMPARISON -----	13
CRIMES AGAINST PERSONS & PROPERTY MONTHLY COMPARISON BY ZONES -----	14
CRIMES AGAINST PERSONS & PROPERTY YEAR TO DATE COMPARISON BY ZONES -----	15
SEVEN MAJOR CRIMES MONTHLY CRIME COMPARISON BY ZONES -----	16
SEVEN MAJOR CRIMES - YEAR TO DATE CRIME COMPARISON BY ZONES -----	17
SEVEN MAJOR CRIMES - MONTHLY CRIME COMPARISON - ZONE 1 -----	18
SEVEN MAJOR CRIMES - YEAR TO DATE CRIME COMPARISON - ZONE 1 -----	19
SEVEN MAJOR CRIMES - MONTHLY CRIME COMPARISON - ZONE 2 -----	20
SEVEN MAJOR CRIMES - YEAR TO DATE CRIME COMPARISON - ZONE 2 -----	21
SEVEN MAJOR CRIMES - MONTHLY CRIME COMPARISON - ZONE 3 -----	22
SEVEN MAJOR CRIMES - YEAR TO DATE CRIME COMPARISON - ZONE 3 -----	23
SEVEN MAJOR CRIMES - MONTHLY CRIME COMPARISON - ZONE 4 -----	24
SEVEN MAJOR CRIMES - YEAR TO DATE CRIME COMPARISON - ZONE 4 -----	25
SEVEN MAJOR CRIMES - MONTHLY CRIME COMPARISON - ZONE 5 -----	26
SEVEN MAJOR CRIMES - YEAR TO DATE CRIME COMPARISON - ZONE 5 -----	27
SEVEN MAJOR CRIMES - MONTHLY CRIME COMPARISON - ZONE 6 -----	28
SEVEN MAJOR CRIMES - YEAR TO DATE CRIME COMPARISON - ZONE 6 -----	29
CLEAR-UP RATE COMPARISON -----	30
<b>ATLANTA AIRPORT</b> -----	<b>31</b>
RETURN A - MONTHLY RETURN OF OFFENSES KNOWN TO THE POLICE -----	<b>32</b>
PROPERTY STOLEN BY CLASSIFICATION -----	<b>33</b>
SEX AND RACE OF PERSONS ARRESTED -----	34
SEVEN MAJOR CRIMES - MONTHLY CRIME COMPARISON -----	35
SEVEN MAJOR CRIMES - YEAR TO DATE CRIME COMPARISON -----	35a
SEVEN MAJOR CRIMES ARREST MONTHLY AND YEAR TO DATE COMPARISON -----	36
CLEAR-UP RATE COMPARISON -----	36a-36e
	37
	38
	39
	40

**SEPTEMBER 2012**  
**U.C.R. COMPARATIVE CRIME REPORT**  
**SUPPORT SERVICES DIVISION**  
**INFORMATION SERVICES SECTION**

	SEPTEMBER 2012		SEPTEMBER 2011		COMPARATIVE ACTUAL	% CHANGE ACTUAL	COMPARATIVE CLEARED	% CHANGE CLEARED
	ACTUAL	CLEARED	ACTUAL	CLEARED				
MURDER	6	8	8	8	-2	-25%	0	0%
RAPE	13	3	20	12	-7	-35%	0	0%
ROBBERY	206	37	185	41	21	11%	-9	-75%
AGG. ASSAULT	272	155	329	206	-57	-17%	-4	-10%
BURGLARY - RESIDENCE	478	50	581	80	-103	-18%	-51	-25%
BURGLARY - NON-RESIDENCE	55	283	85	293	-30	-35%	-30	-38%
LARCENY - \$200 AND OVER	451	31	525	61	-74	-14%	-10	-3%
LARCENY - \$50 TO \$199	119		104		15	14%		
LARCENY - UNDER \$50	865		865		0	0%		
AUTO THEFT	433		406		27	7%		
<b>TOTAL</b>	<b>2,898</b>		<b>3,108</b>		<b>-210</b>	<b>-7%</b>	<b>-30</b>	<b>-49%</b>
AUTOS RECOVERED	181		109		72	66%		

	2012 JANUARY - SEPTEMBER		2011 JANUARY - SEPTEMBER		COMPARATIVE ACTUAL	% CHANGE ACTUAL	COMPARATIVE CLEARED	% CHANGE CLEARED
	ACTUAL	CLEARED	ACTUAL	CLEARED				
MURDER	59	53	61	58	-2	-3%	-5	-9%
RAPE	84	64	128	77	-44	-34%	-13	-17%
ROBBERY	1,675	437	1,676	359	-1	0%	78	22%
AGG. ASSAULT	2,801	1,789	2,634	1,684	167	6%	105	6%
BURGLARY - RESIDENCE	3,960	476	4,812	593	-852	-18%	-117	-20%
BURGLARY - NON-RESIDENCE	614	2,552	747	2,419	-133	-18%		
LARCENY - \$200 AND OVER	4,285	308	4,069	326	216	5%		
LARCENY - \$50 TO \$199	992		1,052		-60	-6%	133	5%
LARCENY - UNDER \$50	7,771		7,532		239	3%		
AUTO THEFT	3,685		4,012		-327	-8%		
<b>TOTAL</b>	<b>25,926</b>		<b>26,723</b>		<b>-797</b>	<b>-3%</b>	<b>-18</b>	<b>-6%</b>
AUTOS RECOVERED	713		656		57	9%		

**RETURN A - MONTHLY RETURN OF OFFENSES KNOWN TO THE POLICE**

1-720b (Rev. 8-30-94)  
OMB No. 1110-0001

This report is authorized by law Title 28, Section 534, U.S. Code. While you are not required to respond, your cooperation in forwarding this report by the 7th day after the close of the month to Uniform Crime Reports, Federal Bureau of Investigation, Washington, D.C. 20535, will assist in compiling comprehensive, accurate national crime figures on a timely basis.

1	2	3	4	5	6
CLASSIFICATION OF OFFENSES	OFFENSES REPORTED OR KNOWN TO POLICE (INCLUDE "UNFOUNDED" AND ATTEMPTS)	UNFOUNDED, I.E., FALSE OR BASELESS COMPLAINTS	NUMBER OF ACTUAL OFFENSES (COLUMN 2 MINUS COLUMN 3) INCLUDE ATTEMPTS	TOTAL OFFENSES CLEARED BY ARREST OR EXCEPTIONAL MEANS (INCLUDES COL. 6)	NUMBER OF CLEARANCES INVOLVING ONLY PERSONS UNDER 18 YEARS OF AGE
1. CRIMINAL HOMICIDE					
a. MURDER AND NONNEGLIGENT HOMICIDE	7	1	6	8	0
b. MANSLAUGHTER BY NEGLIGENCE					
2. FORCIBLE RAPE TOTAL	13	0	13	3	0
a. Rape by Force	10	0	10	2	0
b. Attempts to commit Forcible Rape	3	0	3	1	0
3. ROBBERY TOTAL	212	6	206	37	2
a. Firearm	126	4	122	22	0
b. Knife or Cutting Instrument	6	1	5	1	0
c. Other Dangerous Weapon	16	0	16	2	0
d. Strong-Arm (Hands, Fists, Feet, etc.)	64	1	63	12	2
4. ASSAULT TOTAL	949	14	935	548	15
a. Firearm	108	4	104	34	0
b. Knife or cutting instrument	45	0	45	29	0
c. Other Dangerous Weapon	102	2	100	76	3
d. Strong-Arm	23	0	23	16	0
e. Other Assaults - Simple, Not Aggravated	671	8	663	393	12
5. BURGLARY TOTAL	538	5	533	50	5
a. Forcible Entry	421	2	419	36	5
b. Unlawful Entry - No Force	94	3	91	10	0
c. Attempted Forcible Entry	23	0	23	4	0
6. LARCENY THEFT TOTAL (except Motor Vehicle Theft)	1,469	34	1,435	283	17
7. MOTOR VEHICLE THEFT TOTAL	458	25	433	31	3
a. Autos	393	25	368	26	3
b. Trucks and Buses	40	0	40	1	0
c. Other Vehicles	25	0	25	4	0
GRAND TOTAL	3,646	85	3,561	960	42

CHECKING ANY OF THE APPROPRIATE BLOCKS BELOW WILL ELIMINATE YOUR NEED TO SUBMIT REPORTS WHEN THE VALUES ARE ZERO. THIS WILL ALSO AID THE NATIONAL PROGRAM IN ITS QUALITY CONTROL EFFORTS.

- NO SUPPLEMENTARY HOMICIDE REPORT SUBMITTED SINCE NO MURDERS, JUSTIFIABLE HOMICIDES, OR MANSLAUGHTER BY NEGLIGENCE OCCURRED IN THIS JURISDICTION DURING THE MONTH.
- NO SUPPLEMENT TO RETURN A REPORT SINCE NO CRIME OFFENSES OR RECOVERY OF PROPERTY REPORTED DURING THE MONTH.
- NO LAW ENFORCEMENT OFFICERS KILLED OR ASSAULTED REPORT SINCE NONE OF THE OFFICERS WERE ASSAULTED OR KILLED DURING THE MONTH.

- NO AGE, SEX, AND RACE OF PERSONS ARRESTED UNDER 18 YEARS OF AGE REPORT SINCE NO ARRESTS OF PERSONS WITHIN THIS AGE GROUP.
- NO AGE, SEX, AND RACE OF PERSONS ARRESTED 18 YEARS OF AGE AND OVER REPORT SINCE NO ARRESTS OF PERSONS WITHIN THIS AGE GROUP.
- NO MONTHLY RETURN OF ARSON OFFENSES KNOWN TO LAW ENFORCEMENT REPORT SINCE NO ARSONS OCCURRED.

DO NOT USE THIS SPACE

	INITIALS
RECORDED	
EDITED	
ENTERED	
ADJUSTED	
WORKS	

\* TOTALS INCLUDE PREVIOUS OFFENSES

SEPTEMBER 2012

Month and Year of Report

GAAPD 0000

Agency Identifier

OCTOBER 16, 2012

Date

ATLANTA POLICE DEPARTMENT - GEORGIA

Agency and State

*H.C. Johnson* LIEUTENANT  
Prepared By Title

*George V. Jones* CHIEF  
Chief, Commissioner, Sheriff, or Superintendent

## PROPERTY STOLEN BY CLASSIFICATION

CLASSIFICATION	DATA ENTRY	Number of Actual Offenses (Column 4 Return A)	Monetary Value of Property Stolen
<b>1. MURDER AND NONNEGLIGENT MANSLAUGHTER</b>	12	6	\$ 0.00
<b>2. FORCIBLE RAPE</b>	20	13	\$ 42.00
<b>3. ROBBERY</b>			
(a) HIGHWAY (streets, alleys, etc.)	31	147	190,670.00
(b) COMMERCIAL HOUSE (except c, d, and f)	32	14	4,998.00
(c) GAS OR SERVICE STATION	33	2	4,001.00
(d) CONVENIENCE STORE	34	2	4,160.00
(e) RESIDENCE (anywhere on premises)	35	26	53,837.00
(f) BANK	36	1	8,800.00
(g) MISCELLANEOUS	37	14	6,184.00
<b>TOTAL ROBBERY</b>	<b>30</b>	<b>206</b>	<b>\$ 272,650.00</b>
<b>5. BURGLARY - BREAKING OR ENTERING</b>			
(a) RESIDENCE (dwelling)			
(1) NIGHT (6 p.m. - 6 a.m.)	51	137	127,217.00
(2) DAY (6 a.m. - 6 p.m.)	52	341	402,222.00
(3) UNKNOWN	53	0	0.00
(b) NON-RESIDENCE (store, office, etc.)			
(1) NIGHT (6 p.m. - 6 a.m.)	54	31	41,912.00
(2) DAY (6 a.m. - 6 p.m.)	55	24	61,031.00
(3) UNKNOWN	56	0	0.00
<b>TOTAL BURGLARY</b>	<b>50</b>	<b>533</b>	<b>\$ 632,382.00</b>
<b>6. LARCENY - THEFT (Except Motor Vehicle Theft)</b>			
(a) \$200 AND OVER	61	451	682,021.00
(b) \$50 TO \$200	62	119	13,135.00
(c) UNDER \$50	63	865	2,701.00
<b>TOTAL LARCENY (Same as Item 6X)</b>	<b>60</b>	<b>1,435</b>	<b>\$ 697,857.00</b>
<b>7. MOTOR VEHICLE THEFT (Include Alleged Joy Ride)</b>	70	433	\$ 180,705.00
<b>GRAND TOTAL - ALL ITEMS</b>	<b>77</b>		<b>\$ 1,783,636.00</b>
<b>ADDITIONAL ANALYSIS OF LARCENY AND MOTOR VEHICLE THEFT</b>			
<b>6X. NATURE OF LARCENIES UNDER ITEM 6</b>			
(a) POCKET-PICKING	81	8	857.00
(b) PURSE-SNATCHING	82	35	20,315.00
(c) SHOPLIFTING	83	255	26,363.00
(d) FROM MOTOR VEHICLES (except e)	84	643	362,669.00
(e) MOTOR VEHICLE PARTS AND ACCESSORIES	85	115	43,378.00
(f) BICYCLES	86	29	5,144.00
(g) FROM BUILDING (except c and h)	87	145	96,100.00
(h) FROM ANY COIN-OPERATED MACHINES (parking meters, etc.)	88	3	1,750.00
(i) ALL OTHER	89	202	141,281.00
<b>TOTAL LARCENIES (Same as Item 6)</b>	<b>80</b>	<b>1,435</b>	<b>\$ 697,857.00</b>
<b>7X. MOTOR VEHICLES RECOVERED</b>			
(a) STOLEN LOCALLY AND RECOVERED LOCALLY	91	174	
(b) STOLEN LOCALLY AND RECOVERED BY OTHER JURISDICTIONS	92	7	
(c) TOTAL LOCALLY STOLEN MOTOR VEHICLES RECOVERED (a & b)	93	181	
(d) STOLEN IN OTHER JURISDICTIONS AND RECOVERED LOCALLY	90	N/A	

SUPPLEMENT TO RETURN A  
MONTHLY RETURN OF OFFENSES KNOWN TO THE POLICE

1-706 (Rev. 8-30-94)  
Form Approved  
OMB No. 1110-0007

This report is authorized by law, Title 28, Section 534, U. S. Code. While you are not required to respond, your cooperation in submitting this report with the Return A will assist the FBI in compiling comprehensive, accurate figures on a timely basis.

This form deals with the nature of crime and the monetary value of property stolen and recovered. The total offenses recorded on the form should be the same as the number of actual offenses listed in Column 4 of the Return A for each crime class. Include attempted crimes on this form, but do not include unfounded offenses. If you cannot complete the report in all areas, please record as much information as is available. Tally sheets will be sent upon request.

PROPERTY BY TYPE AND VALUE

Type of Property (1)	Data Entry	Monetary Value of Property Stolen in Your Jurisdiction	
		Stolen (2)	Recovered (3)
(A) Currency, Notes, Etc.	01	\$ 182,088.00	\$ 1.00
(B) Jewelry and Precious Metals	02	259,445.00	0.00
(C) Clothing and Furs	03	99,466.00	0.00
(D) Locally Stolen Motor Vehicles	04	180,705.00	98,755.00
(E) Office Equipment	05	30,282.00	0.00
(F) Televisions, Radios, Stereos, Etc.	06	483,974.00	5.00
(G) Firearms	07	13,499.00	0.00
(H) Household Goods	08	19,442.00	0.00
(I) Consumable Goods	09	2,713.00	0.00
(J) Livestock	10	0.00	0.00
(K) Miscellaneous	11	512,022.00	2.00
<b>TOTAL</b>	<b>00</b>	<b>\$ 1,783,636.00</b>	<b>\$ 98,763.00</b>

The total of this column should agree with the Grand Total (DATA ENTRY 77) shown on page 2.

Include in this column all property recovered even though stolen in prior months. The above is an accounting for only that property stolen in your jurisdiction. This will include property recovered for you by other jurisdictions, but not property you recover for them.

OCTOBER 16, 2012

DATE  
*H.C. Gibson* LIEUTENANT  
PREPARED BY TITLE  
*George N. Jones* CHIEF  
CHIEF, COMMISSIONER, SHERIFF OR SUPERINTENDENT

SEPTEMBER 2012

Month and Year of Report

GAAPD 0000

Agency Identifier

ATLANTA POLICE DEPARTMENT - GEORGIA

Agency and State

**LAW ENFORCEMENT OFFICERS KILLED OR ASSAULTED**

It is requested this report be completed and transmitted with monthly crime reports to: Director, Federal Bureau of Investigation, Uniform Crime Reports, Washington, D. C. 20535. This form should be used to report the number of your officers who were assaulted or killed in the line of duty during the month. Additional information concerning officers killed will be requested by a separate questionnaire.

<b>OFFICERS KILLED</b> Number of your law enforcement officers killed in the line of duty this month.	By felonious act <u>          0          </u> By accident or negligence <u>          0          </u>
--	---

**Officers Assaulted (Do not include officers killed) - See other side for instructions.**

Type of Activity	Total Assaults by Weapon A	Type of Weapon					Type of Assignment							Police Assaults Cleared M
		Firearm B	Knife or Other Cutting Instrument C	Other Dangerous Weapon D	Hands, Fists, Feet, etc. E	Two-Officer Vehicle F	One-Officer Vehicle		Detective or Special Assign.		Other			
							Alone G	As-sisted H	Alone I	As-sisted J	Alone K	As-sisted L		
1. Responding to "Disturbance" calls (family quarrels, man with gun, etc.)	0													
2. Burglaries in progress or pursuing burglary suspects	0													
3. Robberies in progress or pursuing robbery suspects	0													
4. Attempting other arrests	0													
5. Civil disorder (riot, mass disobedience)	0													
6. Handling, transporting, custody of prisoners	13	1	1		11		1	12						12
7. Investigating suspicious persons or circumstances	0													
8. Ambush - no warning	0													
9. Mentally deranged	0													
10. Traffic pursuits and stops	2			2				2						2
11. All Other	9	1			8		1	6					2	9
<b>12. TOTAL (1-11)</b>	<b>24</b>	<b>2</b>	<b>1</b>	<b>2</b>	<b>19</b>	<b>0</b>	<b>2</b>	<b>20</b>	<b>0</b>	<b>0</b>	<b>0</b>	<b>2</b>	<b>23</b>	
13. Number with personal injury	1				1									
14. Number without personal injury	23	2	1	2	18									
15. Time of assaults														
AM	7													
PM	4		1	2	8		2							
		12:01	2:00	4:00	6:00	8:00	10:00	12:00						

<b>DO NOT WRITE HERE</b>	
Recorded	Initials
Edited	
Punched	
Verified	
Adjusted	
DOJ/FBI	

SEPTEMBER 2012	GAAPD 0000	
Month and Year	Agency Identifier	LIEUTENANT
ATLANTA POLICE DEPARTMENT	GEORGIA	
Agency	State	CHIEF
		Chief, Sheriff, Commissioner, Superintendent

MONTHLY RETURN OF ARSON OFFENSES KNOWN TO LAW ENFORCEMENT

DO-73 (2-11-82)  
Form Approved  
OMB No. 1110-0008

This report is authorized by law Title 28, Section 534, United States Code, and the enactment of the fiscal year 1979, Department of Justice Authorization Bill S. 3151. While you are not required to respond, your cooperation in using this form to report all incidents of arson which become known to your department during the month will assist the FBI in compiling comprehensive, accurate data on a timely basis. Instructions appear on reverse side.

1		2	3	4	5	6	7	8
PROPERTY CLASSIFICATION		Offenses Reported or Known to Police (Include Unfounded and Attempts)	Unfounded, i.e. False or Baseless Complaints	Number of Actual Offenses (Column 2 Minus Column 3 (Include Attempts))	Total Offenses Cleared by Arrest or Exceptional Means (Include Column 6)	Number of Clearances Involving Only Persons Under 18 Years of Age	Offenses Where Structures Uninhabited Abandoned, or not Normally in Use	Estimated Value of Property Damage
STRUCTURAL	A. Single Occupancy Residential: Houses, Townhouses, Duplexes, etc.	15	4	11			7	\$ 120,900.
	B. Other Residential: Apartments, Tenements, Flats, Hotels, Motels, Inns, Dormitories, Boarding Houses, etc.	4	4					\$
	C. Storage: Barns, Garages, Warehouses, etc.	1	1					\$
	D. Industrial/Manufacturing							\$
	E. Other Commercial: Stores, Restaurants, Offices, etc.							\$
	F. Community/Public: Churches, Jails, Schools, Colleges, Hospitals, etc.	1	1					\$
	G. All Other Structure: Out Buildings, Monuments, Buildings Under Construction, etc.							\$
TOTAL STRUCTURE		21	10	11			7	\$ 120,900.
MOBILE	H. Motor Vehicles: Automobiles, Trucks, Buses, Motorcycles, etc.: UCR Definition	2	1	1				\$ 20,000.
	I. Other Mobile Property: Trailers, Recreational Vehicles, Airplanes, Boats, etc.							\$
	TOTAL MOBILE	2	1	1				\$ 20,000.
J. TOTAL OTHER Crops, Timber, Fences, Signs, etc.								\$
GRAND TOTAL		23	11	12			7	\$ 140,900.

Agency Identifier GAAPD 0000 Month SEPTEMBER 2012  
 Agency ATLANTA POLICE DEPARTMENT State GEORGIA  
 Prepared by *[Signature]* LIEUTENANT  
*[Signature]* CHIEF  
 Chief, Commissioner, Sheriff, or Superintendent

DO NOT WRITE HERE	
Recorded	
Edited	
Entered	
Adjusted	
Corres.	



AGENCY IDENTIFIER GAAPD 0000 REPORTING PERIOD SEPTEMBER 20 12

AGENCY NAME ATLANTA POLICE DEPARTMENT

**POLICE DISPOSITION OF JUVENILES**

**-Not to include neglect or traffic cases-**

- 1. Handled within Department and released.  
(Warning, released to parents, etc.)
- 2. Referred to juvenile court or probation department.
- 3. Referred to welfare agency.
- 4. Referred to other police agency.
- 5. Referred to criminal or adult court.

	89
TOTAL	89

OCTOBER 16, 2012  
DATE

*St. Clayton Johnson* LIEUTENANT  
PREPARED BY TITLE

*George V. Jones* CHIEF  
APPROVED BY TITLE

GCIC USE ONLY

Recorded	
Reviewed	
Punched	
Verified	

RETURN TO  
Georgia Crime Information Center/Uniform Crime Reporting  
P. O. Box 1456  
Atlanta, Georgia 30301

Return on or before the 7th of the following month.

GCIC/UCR-012 (9/74)

PAGE 1 OF 1  
SUPPLEMENTARY HOMICIDE REPORT

1-704 (Rev. 4-24-95)  
Form Approved  
OMB No. 1110-0002

This report is authorized by law Title 28, Section 534, United States Code. While you are not required to respond, your cooperation in using this form to list data pertaining to all homicides reported on your Return A will assist the FBI in compiling comprehensive, accurate data regarding this important classification on a timely basis.

1a. Murder and Nonnegligent Manslaughter

List below specific information for all offenses shown in item 1a of the monthly Return A. In addition, list all justifiable killings of felons by a citizen or by a peace officer in the line of duty. A brief explanation in the circumstances column regarding unfounded homicide offenses will aid the national Uniform Crime Reporting Program in editing the reports.

Incident	Situation*	Victim **				Offender**				Data Code			Weapon Used (Handgun, Rifle, Shotgun, Club, Poison, etc.)	Relationship of Victim to Offender (Husband, Wife, Son, Father, Acquaintance, Neighbor, Stranger, etc.)	Circumstances (Victim shot by robber, robbery victim shot robber, killed by patron during barroom brawl, etc.)
		Age	Sex	Race	Ethnicity	Age	Sex	Race	Ethnicity	Do Not Write In These Spaces					
	A	19	M	B	N	20	M	B	N				HANDGUN	STRANGER	ROBBERY
	B	18	M	B	N								SHOTGUN	UNKNOWN	OTHER
	D	34	F	B	N	31	M	B	N				HANDGUN - 9 MM	WIFE	OTHER - DOMESTIC
	D	12	F	B	N	31	M	B	N				HANDGUN - 9 MM	STEPDAUGHTER	OTHER - DOMESTIC
	A	40	M	W	N	30	M	W	N				HANDGUN	STRANGER	FELON KILLED BY POLICE *
	B	52	M	B	N								BLUNT OBJECT	UNKNOWN	OTHER
	B	38	M	B	N								BLUNT OBJECT	UNKNOWN	OTHER

\* - See reverse side for explanation  
\*\* - See reverse side for explanation

SEPTEMBER 2012  
Month and Year  
ATLANTA POLICE DEPARTMENT  
Agency

GAAPD 0000  
Agency Identifier  
GEORGIA  
State

*A. Clayton Johnson* LIEUTENANT  
Prepared By Title  
*George W. Jones* CHIEF  
Chief, Sheriff, Commissioner, Superintendent

DO NOT WRITE HERE	
Recorded	
Edited	
Punched	
Verified	
Adjusted	

**ATLANTA POLICE DEPARTMENT  
AGE, SEX, AND RACE OF PERSONS ARRESTED  
17 YEARS OF AGE AND OVER**

MONTH SEPTEMBER

YEAR 2012

CLASSIFICATION OF OFFENSES	SEX	AGE OF PERSON ARRESTED															TOTAL	RACE				ETHNIC					
		17	18	19	20	21	22	23	24 29	30 34	35 39	40 44	45 49	50 54	55 59	60 64		65 UP	White	Black	Native Amer.	Asian/Pacific	Whi. Hispanic	Blck Hispanic			
Murder/Nonnegligent Manslaughter	01a	M				2	1		1		1	2	2					9									
	F																	0		9							
Manslaughter by Negligence	01b	M																0									
	F																	0									
Forcible Rape	02	M									1	1	1					3									
	F																	0		3							
Robbery	03	M	8	2	1	1	3	2	2	7	7		4	1		1		39									
	F		3													1		4	1	42							
Aggravated Assault	04	M	2		4	1	4	5	4	8	6	7	8	10	2	8	4	3	76								
	F	1			3	1	3		6	6	3	3	1	2	3	2		34	5	105							
Burglary- Breaking or Entering	05	M	2	1		3	3	5	2	9	3	1	8	3	7	1		48									
	F								1								1	5	43			1					
Larceny - Theft (except Motor Vehicle Theft)	06	M	5	5	8	5	5	4	5	15	24	16	20	36	11	12	2	5	178								
	F		3	2	2	6	3	3	21	10	8	5	9	9	2	3		86	46	215			3				
Motor Vehicle Theft	07	M	1	1	1		2			7		2		1			1	16									
	F	1								1								2	1	17							
Other Assaults	08	M	2	2	6	5	4	3	5	49	39	24	25	14	17	9	4	1	209								
	F	1	3	1	4	2	5	5	19	9	7	3	8	7	5			79	37	250			1				
Arson	09	M																0									
	F																	0									
Forgery and Counterfeiting	10	M				1				5	2		1	1			1	11									
	F				1		1				1		1					4	2	13							
Fraud	11	M		1		1				2	8	3	6	4	3	4	2	34									
	F								4	5		4	2	1		1	17	12	39								
Embezzlement	12	M								1			1	1	1			4									
	F								1		1				1		3	1	6								
Stolen Property, Buying, Receiving, Possessing	13	M		2	1	1			2	3	2	4	2	2				19									
	F							1	2	1							4	4	19								
Vandalism	14	M		2			1	2	1	3	2	3	1	4	3	1	1	24									
	F					2	1		5	1	1	1					11	6	29								
Weapons	15	M	1	1	3	1	2	6	1	9	4	1	1	1	3			34									
	F						1		4					1			6	6	34								

**ATLANTA POLICE DEPARTMENT  
AGE, SEX, AND RACE OF PERSONS ARRESTED  
17 YEARS OF AGE AND OVER**

MONTH SEPTEMBER

YEAR 2012

CLASSIFICATION OF OFFENSES	SEX	AGE OF PERSON ARRESTED															TOTAL	RACE				ETHNIC		
		17	18	19	20	21	22	23	24 29	30 34	35 39	40 44	45 49	50 54	55 59	60 64		65 UP	White	Black	Native Amer.	Asian/Pacific	Whi. Hispanic	Blck Hispanic
Prostitution and Commercialized Vice	M					1	2	2	8	3	3	4	3	1	1			28						
	F		4	1	2	1	3	5	15	11	10	10	6	4	4			76	19	76		9		
Sex Offenses (except Rape and Prostitution)	M			1	2	2	1	2	7	7	7	12	10	17	5	6	4	83						
	F				1				2	1	1	5		1	1			12	14	81				
Drug Abuse Violations Grand Total	M	3	11	4	10	9	19	12	72	48	31	26	22	11	10	4	2	294						
	F	1	1	1	0	2	2	6	15	6	4	3	3	2	1	0	1	48	40	299	0	3	0	0
(1) Sale/Manufacturing Subtotal	M	1	2	0	2	0	5	3	9	6	4	5	4	0	2	1	1	45						
	F	0	0	0	0	0	1	0	1	0	0	1	0	1	0	0	1	5	9	41	0	0	0	0
Opium or Cocaine and their derivatives	M							2	2	2	1	1			1		1	10						
	F						1		1					1				3	2	11				
Marijuana	M	1	2		2		4	1	7	4	1	3	2		1	1		29						
	F																1	1	3	27				
Synthetic Narcotics	M											1						1						
	F																	0	1					
Other Dangerous Non-Narcotic Drugs	M						1					2	1	1				5						
	F												1					1	3	3				
(2) Possession Subtotal	M	2	9	4	8	9	14	9	63	42	27	21	18	11	8	3	1	249						
	F	1	1	1	0	2	1	6	14	6	4	2	3	1	1	0	0	43	31	258	0	3	0	0
Opium or Cocaine and their derivatives	M		1		1		1	1	15	5	6	11	10	5	2	1		59						
	F		1					3	4		2	1	1	1				13	19	53				
Marijuana	M	2	8	4	6	9	12	8	47	36	20	10	8	6	5	2	1	184						
	F	1		1		2	1	2	10	6	1	1	2					27	8	200		3		
Synthetic Narcotics	M																	0						
	F														1			1		1				
Other Dangerous Non-Narcotic Drugs	M				1		1		1	1	1				1			6						
	F							1			1							2	4	4				
Gambling Total	M	0	0	0	0	0	0	0	0	0	0	1	0	2	2	0	0	5						
	F	0	0	0	0	0	0	0	0	0	0	0	0	0	0	0	0	0	0	5	0	0	0	0
Bookmaking	M																	0						
	F																	0						
Numbers and Lottery	M																	0						
	F																	0						

- 8 a -

ATLANTA POLICE DEPARTMENT  
AGE, SEX, AND RACE OF PERSONS ARRESTED  
17 YEARS OF AGE AND OVER

MONTH SEPTEMBER

YEAR 2012

CLASSIFICATION OF OFFENSES	SEX	AGE OF PERSON ARRESTED																TOTAL	RACE				ETHNIC		
		17	18	19	20	21	22	23	24 29	30 34	35 39	40 44	45 49	50 54	55 59	60 64	65 UP		White	Black	Native Amer.	Asian/Pacific	Whi. Hispanic	Blck Hispanic	
All Other Gambling	M											1		2	2			5							
	F																		0		5				
Offenses Against Family And Children	M									1								1							
	F									3								3		4					
Driving Under the Influence	M						4	1	28	15	8	8	7	2	7		1	81							
	F				3			4	9	4	2	3	1	2				28	48	60		1			
Liquor Laws	M				1	4	1	2	16	15	20	45	47	52	40	18	8	269							
	F				1	1				2	3	6	7	6	3	1		30	31	267		1			
Drunkenness	M			3	1	2	2	2	16	13	10	10	13	15	9	6	2	104							
	F							1	4	5	1	2	2	2	1	1		19	38	85					
Disorderly Conduct	M	3	4	5	2	7	2	8	33	30	22	30	23	24	17	6	5	221							
	F	3	2	4		1		4	15	7	5	5	6	8				60	31	249		1			
Vagrancy	M								2	2		3	3	2	2	4		18							
	F									1		1		1				3	1	20					
All Other Offenses (except Traffic)	M	2	5	7	4	3	8	6	48	50	37	32	55	66	30	10	7	370							
	F		1	3	2		1	1	7	9	4	6	8	5	5	1	1	54	55	367		2			
Suspicion	M																	0							
	F																	0							
<b>TOTAL</b>		36	54	56	60	69	86	88	477	365	253	307	316	290	187	77	41	2762	403	2337	0	22	0	0	

SEPTEMBER 2012

Month and Year of Report

GAAPD 0000

Agency Identifier

OCTOBER 17, 2012

Date

*H. Clayton Johnson* LIEUTENANT  
Prepared By Title

*George A. Johnson* CHIEF  
Chief, Commissioner, Sheriff, or Superintendent

ATLANTA POLICE DEPARTMENT - GEORGIA

Agency and State

ATLANTA POLICE DEPARTMENT  
 AGE, SEX, AND RACE OF PERSONS ARRESTED  
 16 YEARS OF AGE AND UNDER

MONTH SEPTEMBER

YEAR 2012

CLASSIFICATION OF OFFENSES	SEX	AGE					TOTAL	RACE				ETHNIC		
		0 9	10 12	13 14	15	16		White	Black	Native Amer.	Asian/Pacific	Whi. Hispanic	Blck Hispanic	
Murder/Nonnegligent Manslaughter	01a	M					0							
	F						0							
Manslaughter by Negligence	01b	M					0							
	F						0							
Forcible Rape	02	M					0							
	F						0							
Robbery	03	M			2	4	6							
	F						0		6					
Aggravated Assault	04	M				1	1							
	F				1		1		2					
Burglary- Breaking or Entering	05	M		1	4	3	2	10						
	F						0		10					
Larceny - Theft (except Motor Vehicle Theft)	06	M			4	5	3	12						
	F		2	3	10	2	17		29					
Motor Vehicle Theft	07	M			1	1	2							
	F						0		2					
Other Assaults	08	M			2	4	6							
	F		1	4	2	1	8		14					
Arson	09	M					0							
	F						0							
Forgery and Counterfeiting	10	M					0							
	F						0							
Fraud	11	M					0							
	F						0							
Embezzlement	12	M					0							
	F						0							
Stolen Property; Buying, Receiving, Possessing	13	M			1	2	2	5						
	F						0		5					
Vandalism	14	M			1	1	2							
	F						0		2					
Weapons	15	M			1		1							
	F						0		1					
Prostitution and Commercialized Vice	16	M					0							
	F						0							

-88-

**ATLANTA POLICE DEPARTMENT  
AGE, SEX, AND RACE OF PERSONS ARRESTED  
16 YEARS OF AGE AND UNDER**

MONTH SEPTEMBER

YEAR 2012

CLASSIFICATION OF OFFENSES	SEX	AGE						RACE				ETHNIC	
		09	1012	1314	15	16	TOTAL	White	Black	Native Amer.	Asian/Pacific	Whi. Hispanic	Blck Hispanic
Sex Offenses (except Rape and Prostitution)	17 M						0						
	F						0						
Drug Abuse Violations Grand Total	18 M	0	0	0	0	1	1						
	F	0	0	0	0	0	0	0	1	0	0	0	0
(1) Sale/Manufacturing Subtotal	180 M	0	0	0	0	0	0						
	F	0	0	0	0	0	0	0	0	0	0	0	0
Opium or Cocaine and their Derivatives	a M						0						
	F						0						
Marijuana	b M						0						
	F						0						
Synthetic Narcotics	c M						0						
	F						0						
Other Dangerous Non-Narcotic Drugs	d M						0						
	F						0						
(2) Possession Subtotal	185 M	0	0	0	0	1	1						
	F	0	0	0	0	0	0	0	1	0	0	0	0
Opium or Cocaine and their Derivatives	e M						0						
	F						0						
Marijuana	f M						0						
	F						0						
Synthetic Narcotics	g M					1	1						
	F						0		1				
Other Dangerous Non-Narcotic Drugs	h M						0						
	F						0						
Gambling Total	19 M	0	0	0	0	0	0						
	F	0	0	0	0	0	0	0	0	0	0	0	0
Bookmaking	a M						0						
	F						0						
Numbers and Lottery	b M						0						
	F						0						
All Other Gambling	c M						0						
	F						0						
Offenses Against Family and Children	20 M						0						
	F						0						

-28-

**ATLANTA POLICE DEPARTMENT  
AGE, SEX, AND RACE OF PERSONS ARRESTED  
16 YEARS OF AGE AND UNDER**

MONTH SEPTEMBER

YEAR 2012

CLASSIFICATION OF OFFENSES	SEX	AGE						RACE				ETHNIC		
		0 9	10 12	13 14	15	16	TOTAL	White	Black	Native Amer.	Asian/Pacific	Whi. Hispanic	Blck Hispanic	
Driving Under the Influence 21	M						0							
	F					1	1		1					
Liquor Laws 22	M				1		1							
	F						0		1					
Drunkenness 23	M						0							
	F						0							
Disorderly Conduct 24	M			1	2	1	4							
	F			1		3	4		8					
Vagrancy 25	M						0							
	F						0							
All Other Offenses (except Traffic) 26	M					2	2							
	F						0		2					
Suspicion 27	M						0							
	F						0							
Curfew and Loitering 28	M				3	1	4							
	F					1	1		5					
Run-Aways 29	M						0							
	F						0							
<b>Total</b>			0	4	22	32	31	89	0	89	0	0	0	0

- 8 -

SEPTEMBER 2012

Month and Year of Report

GAAPD 0000

Agency Identifier

OCTOBER 17, 2012

Date

*[Signature]* LIEUTENANT  
Prepared By

*[Signature]* CHIEF  
Chief, Commissioner, Sheriff, or Superintendent

ATLANTA POLICE DEPARTMENT - GEORGIA

Agency and State



**UNIFORM CRIME REPORTING**

**LAW ENFORCEMENT  
OPERATIONS  
&  
MANAGEMENT**

**CRIME AREA COMPARISON**

**SUPPORT SERVICES DIVISION  
Information Services Section**

**SEPTEMBER 2012  
SEPTEMBER 2011**

**2012  
SEPTEMBER HOMICIDE COMPARISON  
BY RACE, SEX, AND ETHNIC ORIGIN**

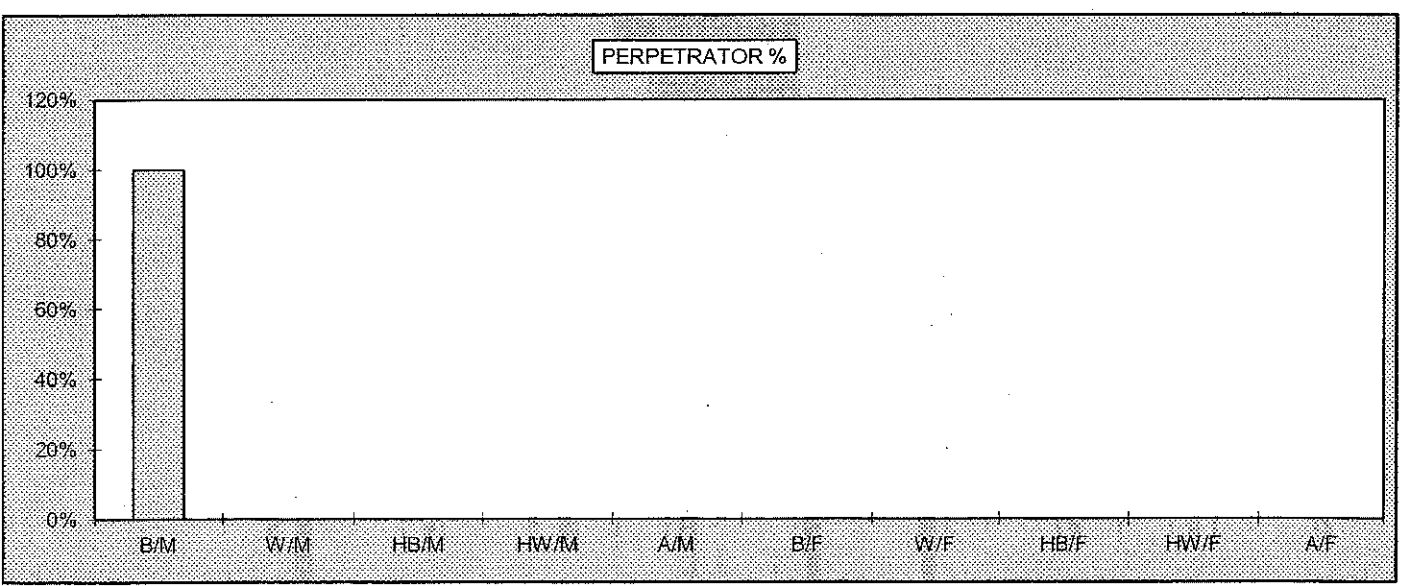
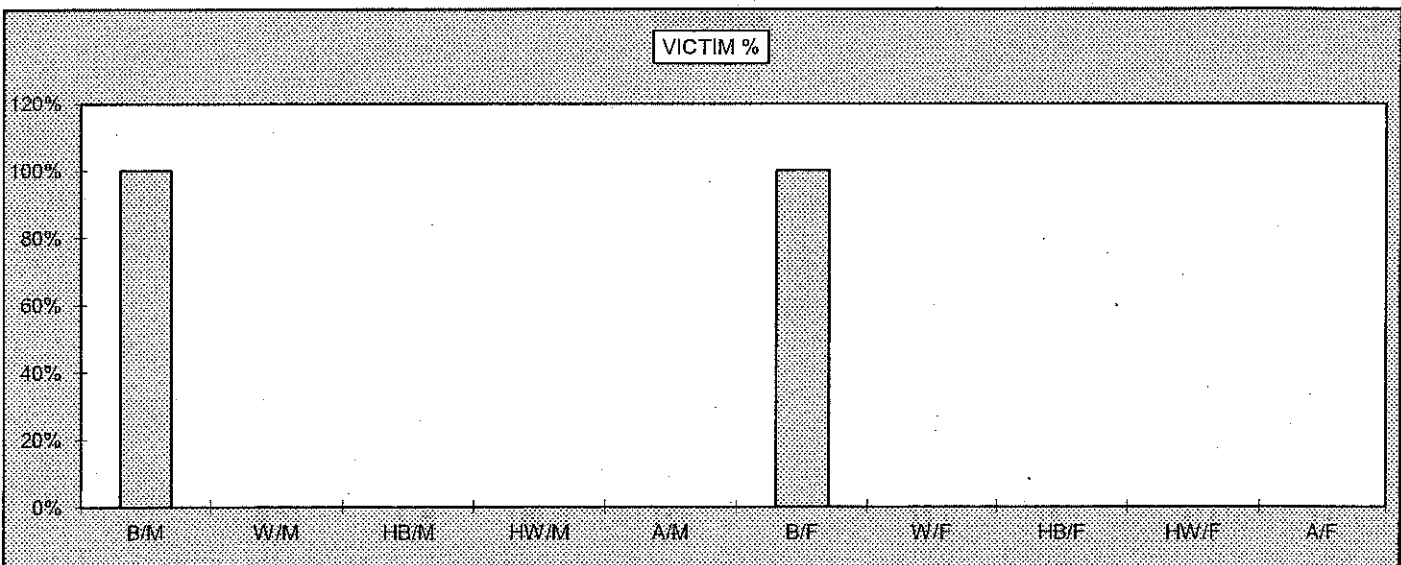
	VICTIM	PERPETRATOR
B/M	4	3
W/M	0	0
HB/M	0	0
HW/M	0	0
A/M	0	0
<b>TOTAL MALES</b>	<b>4</b>	<b>3</b>
B/F	2	0
W/F	0	0
HB/F	0	0
HW/F	0	0
A/F	0	0
<b>TOTAL FEMALES</b>	<b>2</b>	<b>0</b>
<b>TOTAL</b>	<b>6</b>	<b>3</b>

	VICTIM %	PERPETRATOR %
B/M	100%	100%
W/M	0%	0%
HB/M	0%	0%
HW/M	0%	0%
A/M	0%	0%
B/F	100%	0%
W/F	0%	0%
HB/F	0%	0%
HW/F	0%	0%
A/F	0%	0%

<b>PERPETRATOR UNKNOWN FOR 3 HOMICIDES</b>		
--	--	--

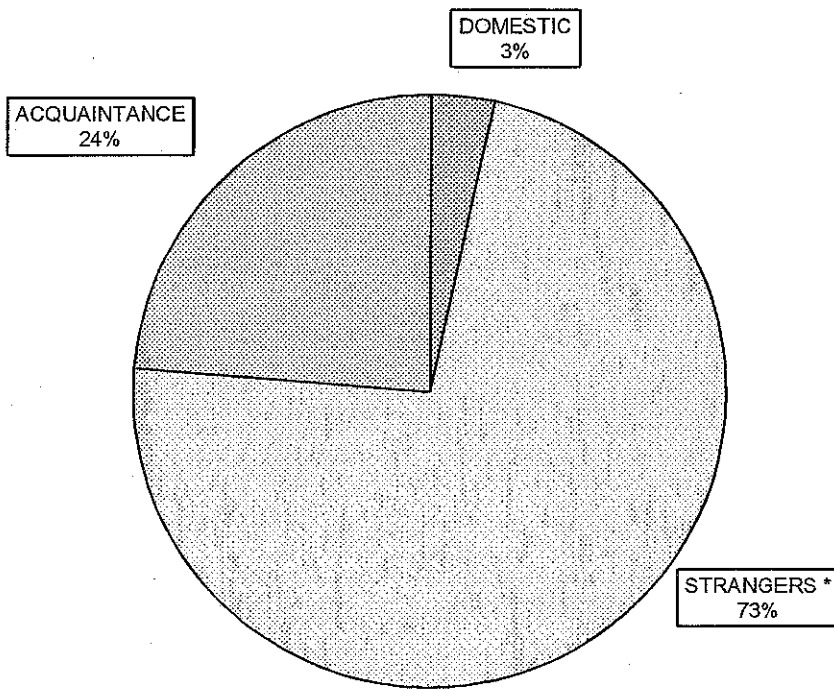


**2012  
HOMICIDE BREAKDOWN  
YEAR TO DATE**

**SEPTEMBER**

MONTH	ACTUAL	DOMESTIC	%	STRANGERS *	%	ACQUAINTANCE	%
JANUARY	4	0	0%	3	75%	1	25%
FEBRUARY	5	0	0%	4	80%	1	20%
MARCH	10	0	0%	7	70%	3	30%
APRIL	5	0	0%	5	100%	0	0%
MAY	5	0	0%	2	40%	3	60%
JUNE	9	0	0%	4	44%	5	56%
JULY	7	0	0%	7	100%	0	0%
AUGUST	8	0	0%	7	88%	1	12%
SEPTEMBER	6	2	33%	4	67%	0	0%
OCTOBER							
NOVEMBER							
DECEMBER							
<b>TOTAL</b>	<b>59</b>	<b>2</b>	<b>3%</b>	<b>43</b>	<b>73%</b>	<b>14</b>	<b>24%</b>

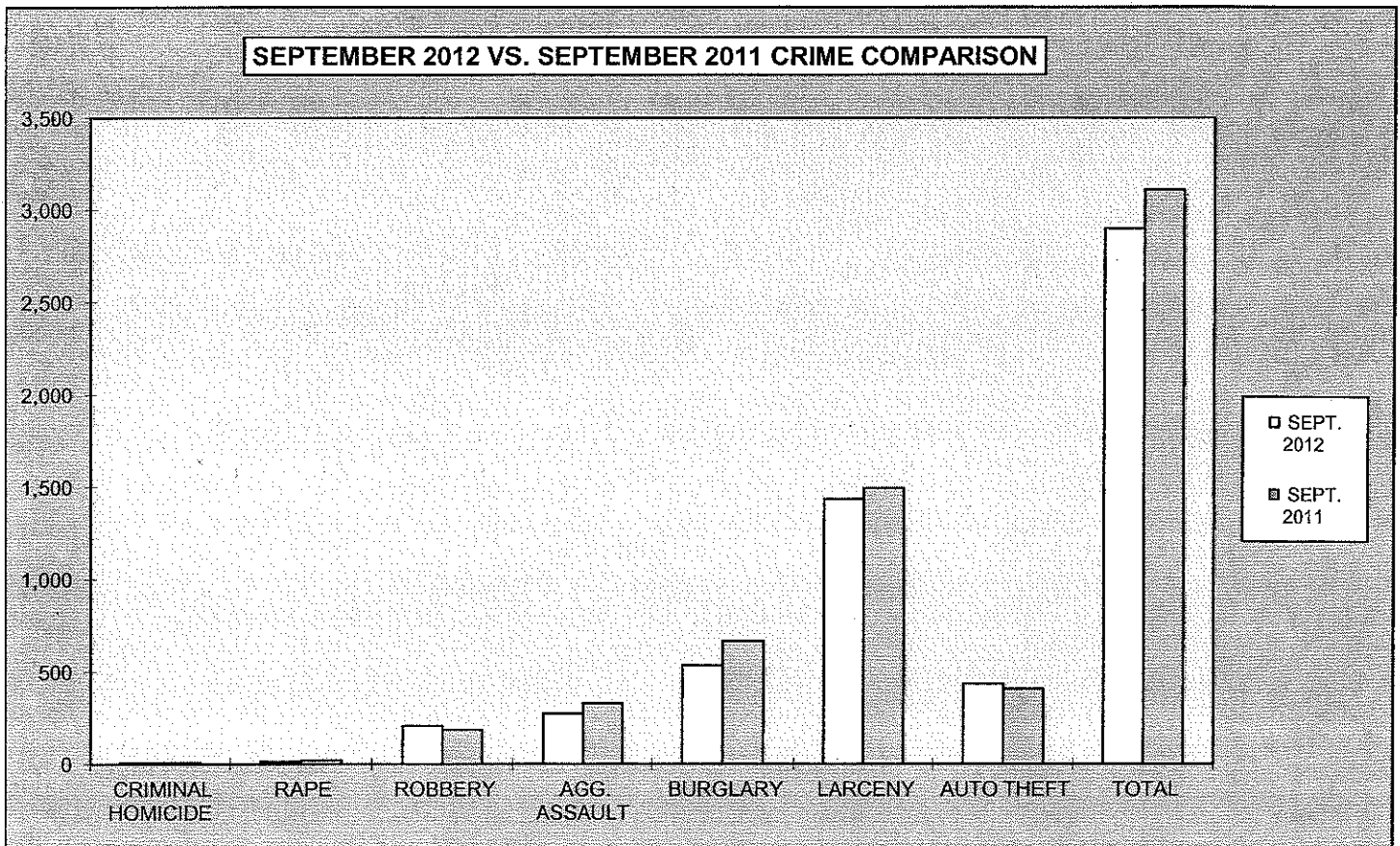
**HOMICIDE BREAKDOWN BY VICTIM/OFFENDER RELATIONSHIP**



\* UNKNOWN INCLUDED IN WITH STRANGERS

**2012  
MONTHLY CRIME COMPARISON**

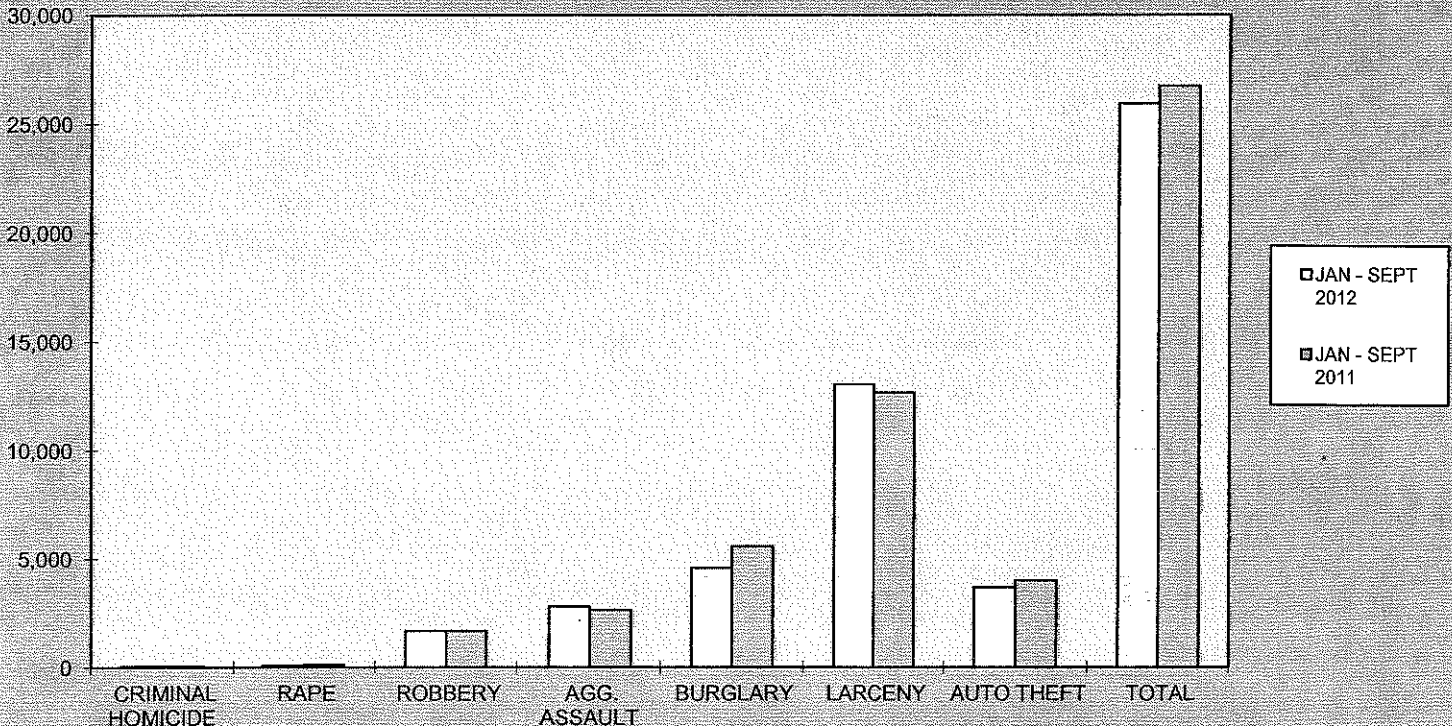
CRIME	SEPT. 2012	SEPT. 2011	# DIFFERENCE	% DIFFERENCE
CRIMINAL HOMICIDE	6	8	-2	-25%
RAPE	13	20	-7	-35%
ROBBERY	206	185	21	11%
AGG. ASSAULT	272	329	-57	-17%
BURGLARY	533	666	-133	-20%
RESIDENCE	478	581	-103	-18%
NON-RESIDENCE	55	85	-30	-35%
LARCENY	1,435	1,494	-59	-4%
POCKETPICKING	8	7	1	14%
PURSE SNATCHING	35	48	-13	-27%
SHOPLIFTING	255	240	15	6%
FROM MOTOR VEHICLES	643	544	99	18%
MOTOR VEH. PARTS/ACCESSORIES	115	144	-29	-20%
BICYCLES	29	13	16	123%
FROM BUILDINGS	145	170	-25	-15%
FROM COIN OPERATED MACHINES	3	1	2	200%
ALL OTHER	202	327	-125	-38%
AUTO THEFT	433	406	27	7%
<b>TOTAL</b>	<b>2,898</b>	<b>3,108</b>	<b>-210</b>	<b>-7%</b>



**2012  
YEAR TO DATE CRIME COMPARISON**

<b>FIRST 9 MONTHS</b>				
<b>CRIME</b>	<b>JAN - SEPT 2012</b>	<b>JAN - SEPT 2011</b>	<b># DIFFERENCE</b>	<b>% DIFFERENCE</b>
CRIMINAL HOMICIDE	59	61	-2	-3%
RAPE	84	128	-44	-34%
ROBBERY	1,675	1,676	-1	0%
AGG. ASSAULT	2,801	2,634	167	6%
BURGLARY	4,574	5,559	-985	-18%
RESIDENCE	3,960	4,812	-852	-18%
NON-RESIDENCE	614	747	-133	-18%
LARCENY	13,048	12,653	395	3%
POCKETPICKING	74	53	21	40%
PURSE SNATCHING	353	290	63	22%
SHOPLIFTING	2,088	1,992	96	5%
FROM MOTOR VEHICLES	5,327	5,050	277	5%
MOTOR VEH. PARTS/ACCESSORIES	1,256	1,261	-5	0%
BICYCLES	138	134	4	3%
FROM BUILDINGS	1,489	1,406	83	6%
FROM COIN OPERATED MACHINES	16	11	5	45%
ALL OTHER	2,307	2,456	-149	-6%
AUTO THEFT	3,685	4,012	-327	-8%
<b>TOTAL</b>	<b>25,926</b>	<b>26,723</b>	<b>-797</b>	<b>-3%</b>

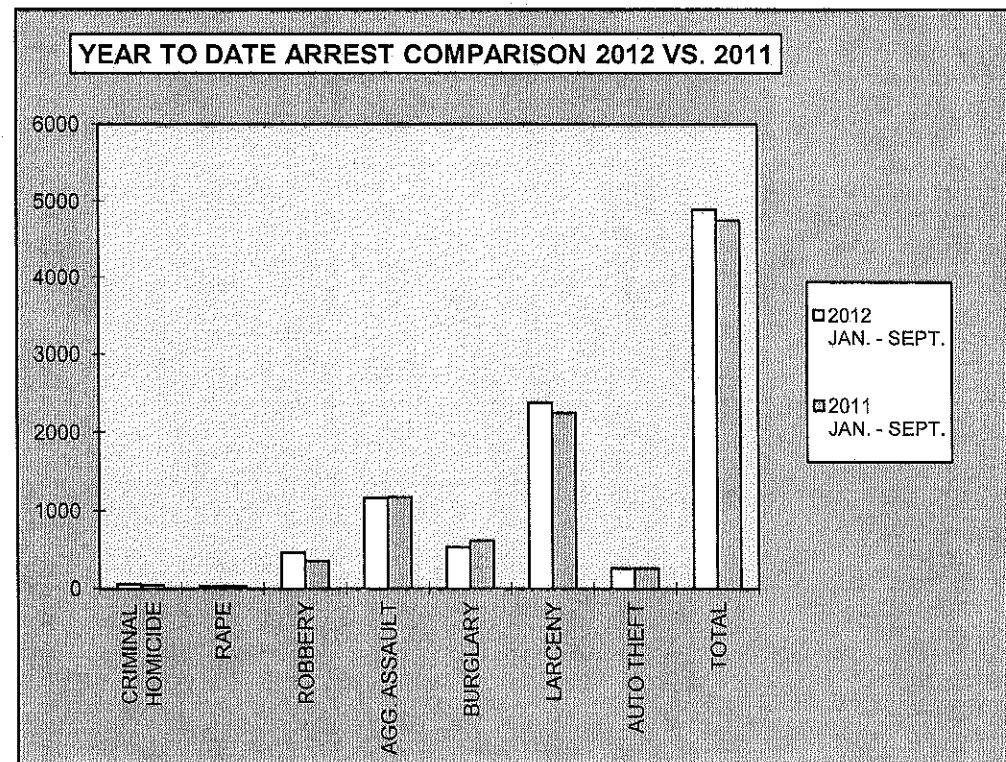
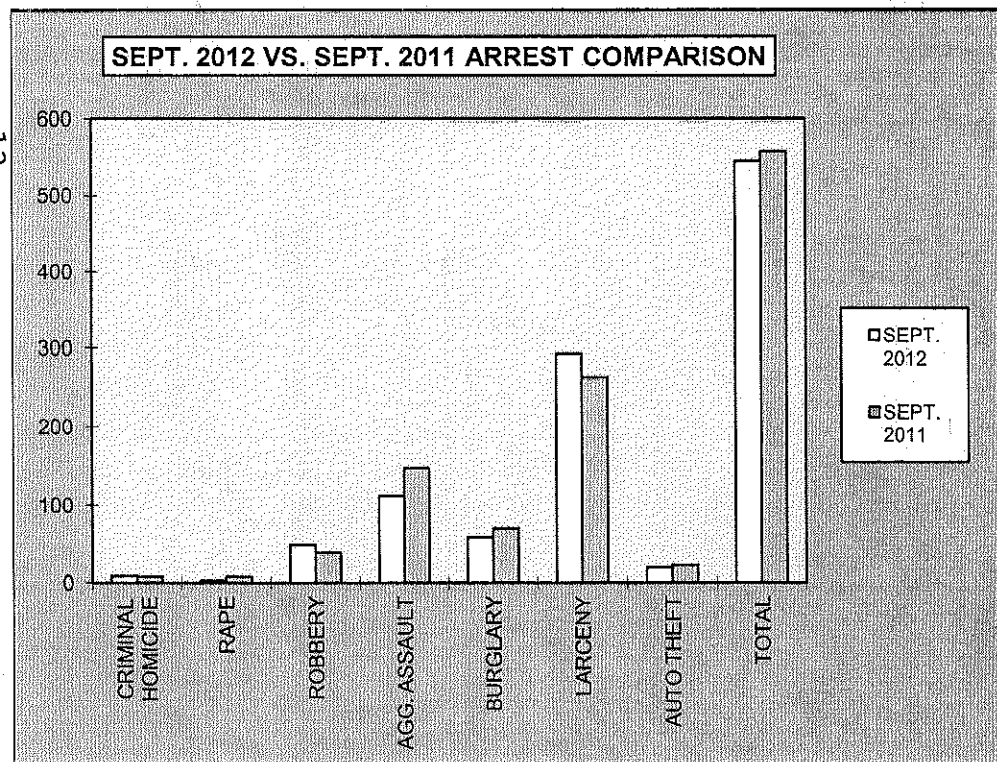
**YEAR TO DATE CRIME COMPARISON**



## 2012 ARREST COMPARISON

SEPTEMBER ARREST COMPARISON				
CRIME	SEPT. 2012	SEPT. 2011	# DIFFERENCE	% DIFFERENCE
CRIMINAL HOMICIDE	9	8	1	13%
RAPE	3	8	-5	-63%
ROBBERY	49	39	10	26%
AGG. ASSAULT	112	147	-35	-24%
BURGLARY	59	70	-11	-16%
LARCENY	293	263	30	11%
AUTO THEFT	20	23	-3	-13%
<b>TOTAL</b>	<b>545</b>	<b>558</b>	<b>-13</b>	<b>-2%</b>

FIRST 9 MONTHS ARREST COMPARISON				
CRIME	2012 JAN. - SEPT.	2011 JAN. - SEPT.	# DIFFERENCE	% DIFFERENCE
CRIMINAL HOMICIDE	55	43	12	28%
RAPE	25	34	-9	-26%
ROBBERY	461	354	107	30%
AGG. ASSAULT	1,172	1,181	-9	-1%
BURGLARY	534	620	-86	-14%
LARCENY	2,380	2,253	127	6%
AUTO THEFT	261	258	3	1%
<b>TOTAL</b>	<b>4,888</b>	<b>4,743</b>	<b>145</b>	<b>3%</b>

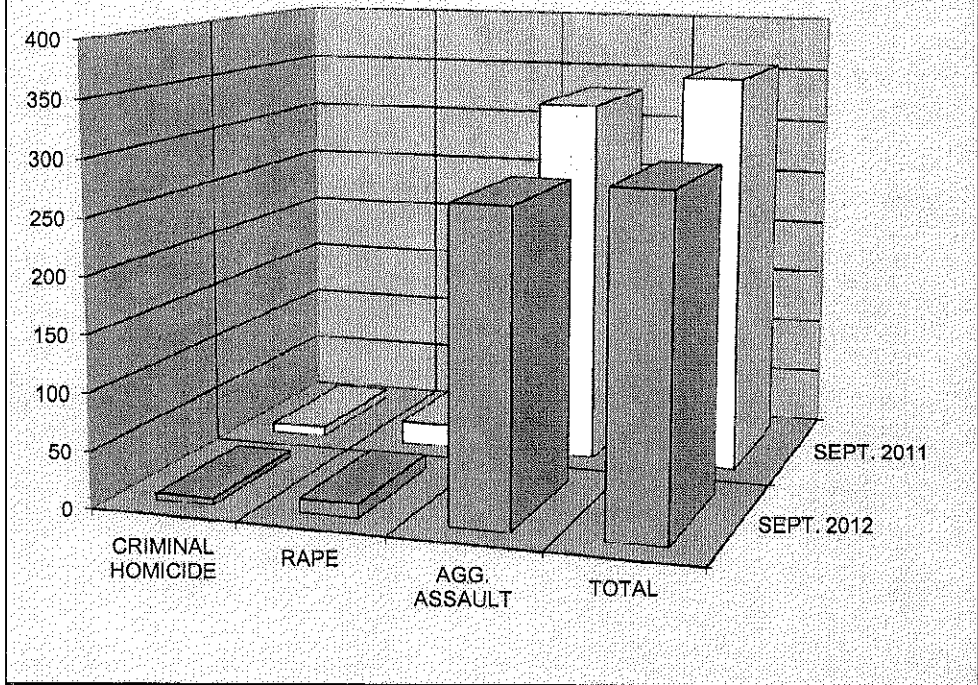


**2012  
CRIME COMPARISON  
CRIMES AGAINST PERSONS**

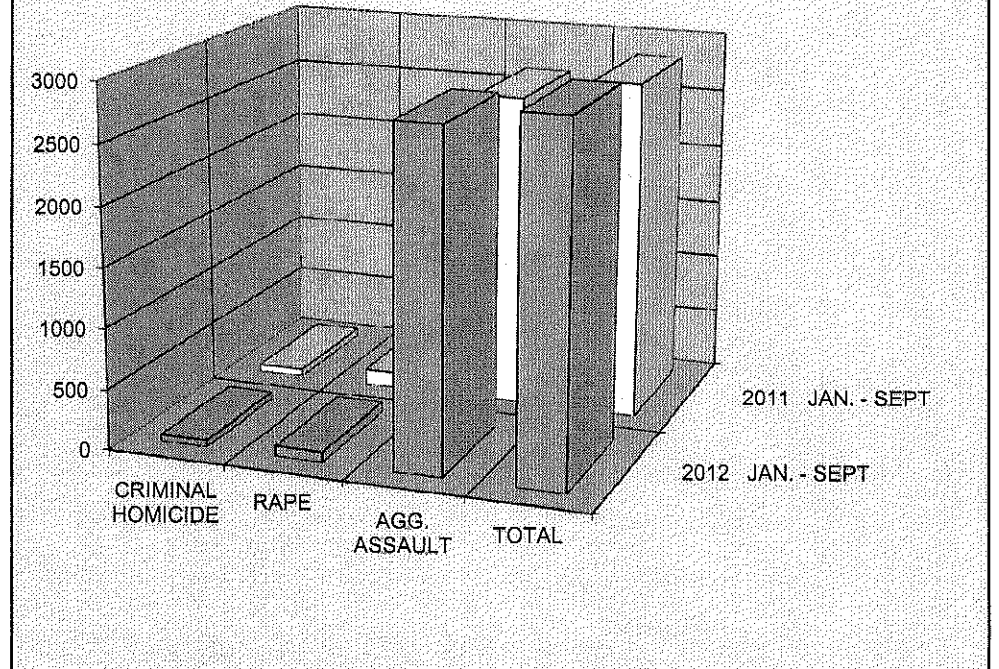
SEPTEMBER				
CRIME	SEPT. 2012	SEPT. 2011	# DIFFERENCE	% DIFFERENCE
CRIMINAL HOMICIDE	6	8	-2	-25%
RAPE	13	20	-7	-35%
AGG. ASSAULT	272	329	-57	-17%
<b>TOTAL</b>	<b>291</b>	<b>357</b>	<b>-66</b>	<b>-18%</b>

FIRST 9 MONTHS				
CRIME	2012 JAN. - SEPT.	2011 JAN. - SEPT.	# DIFFERENCE	% DIFFERENCE
CRIMINAL HOMICIDE	59	61	-2	-3%
RAPE	84	128	-44	-34%
AGG. ASSAULT	2,801	2,634	167	6%
<b>TOTAL</b>	<b>2,944</b>	<b>2,823</b>	<b>121</b>	<b>4%</b>

**SEPTEMBER CRIMES AGAINST PERSONS**



**YEAR TO DATE CRIMES AGAINST PERSONS**

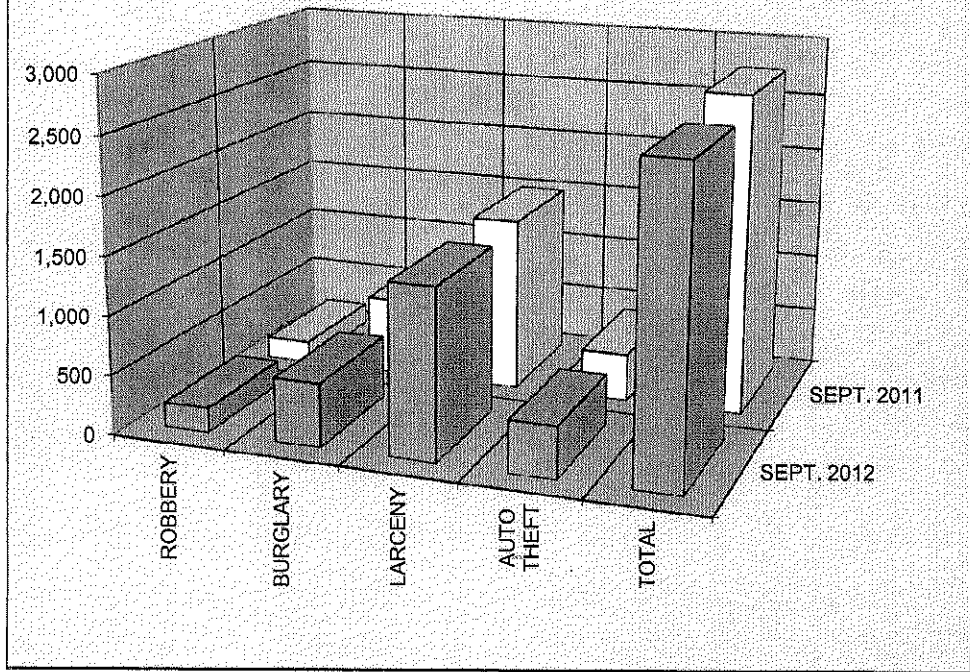


**2012  
CRIME COMPARISON  
CRIMES AGAINST PROPERTY**

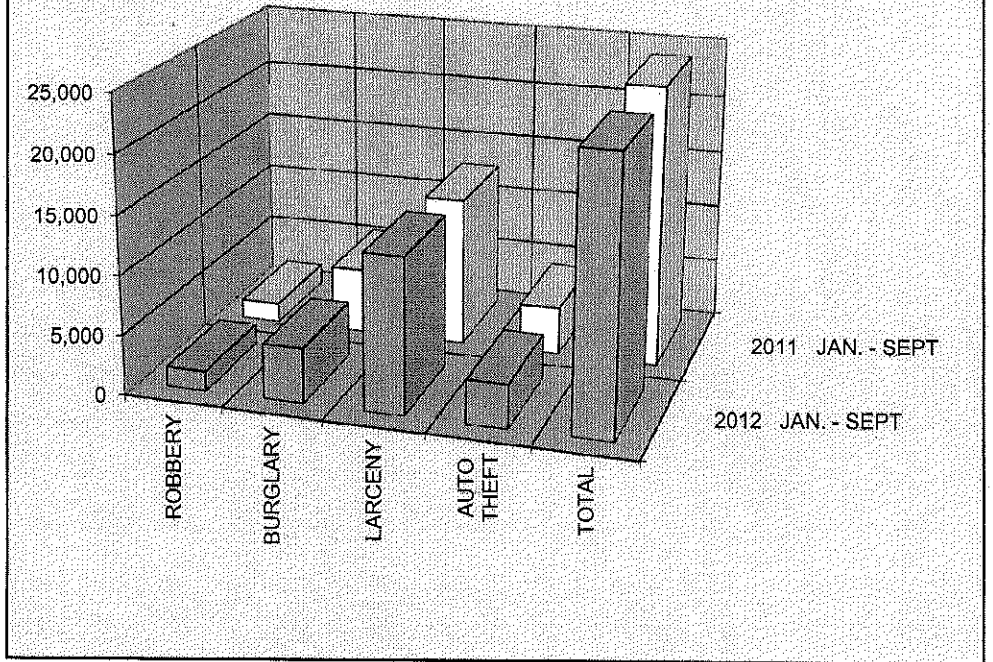
<b>SEPTEMBER</b>				
CRIME	SEPT. 2012	SEPT. 2011	# DIFFERENCE	% DIFFERENCE
ROBBERY	206	185	21	11%
BURGLARY	533	666	-133	-20%
LARCENY	1,435	1,494	-59	-4%
AUTO THEFT	433	406	27	7%
<b>TOTAL</b>	<b>2,607</b>	<b>2,751</b>	<b>-144</b>	<b>-5%</b>

<b>FIRST 9 MONTHS</b>				
CRIME	2012 JAN. - SEPT	2011 JAN. - SEPT	# DIFFERENCE	% DIFFERENCE
ROBBERY	1,675	1,676	-1	0%
BURGLARY	4,574	5,559	-985	-18%
LARCENY	13,048	12,653	395	3%
AUTO THEFT	3,685	4,012	-327	-8%
<b>TOTAL</b>	<b>22,982</b>	<b>23,900</b>	<b>-918</b>	<b>-4%</b>

**SEPTEMBER CRIMES AGAINST PROPERTY**



**YEAR TO DATE CRIMES AGAINST PROPERTY**

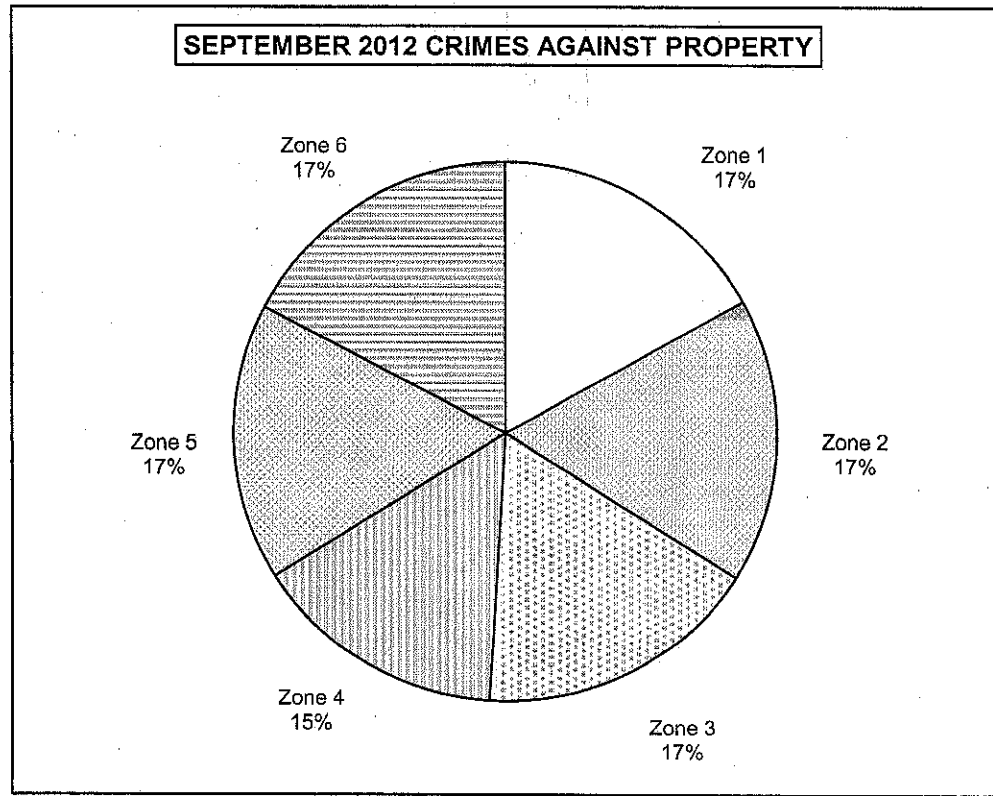
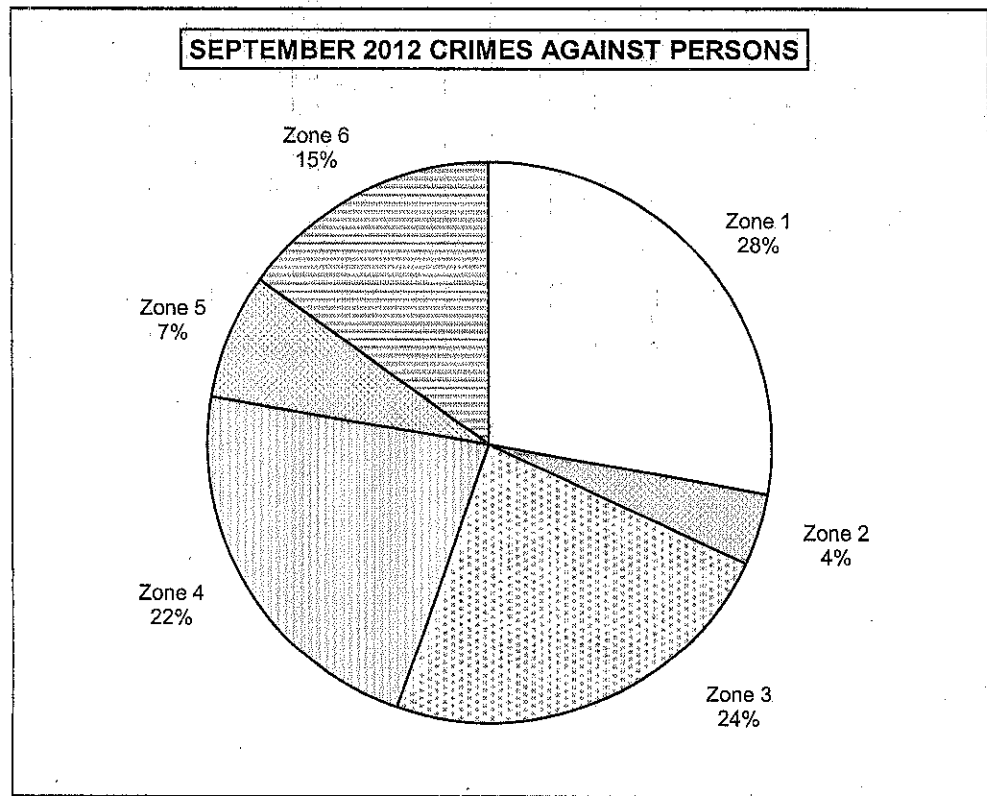




**2012  
AREA BREAKDOWN  
CRIMES AGAINST PERSONS AND PROPERTY**

SEPTEMBER 2012 CRIMES AGAINST PERSONS BY ZONE						
CRIME	Zone 1	Zone 2	Zone 3	Zone 4	Zone 5	Zone 6
CRIMINAL HOMICIDE	1	0	2	3	0	0
RAPE	1	1	2	5	1	3
AGG. ASSAULT	79	11	64	57	20	41
<b>TOTAL CRIMES AGAINST PERSONS</b>	<b>81</b>	<b>12</b>	<b>68</b>	<b>65</b>	<b>21</b>	<b>44</b>

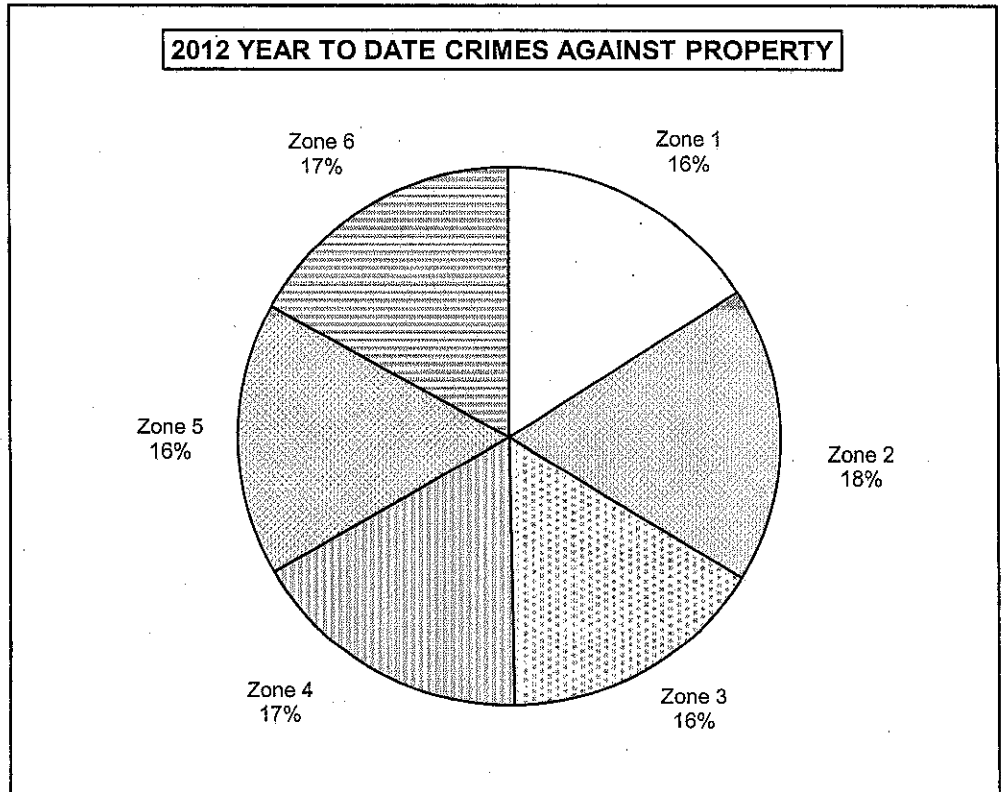
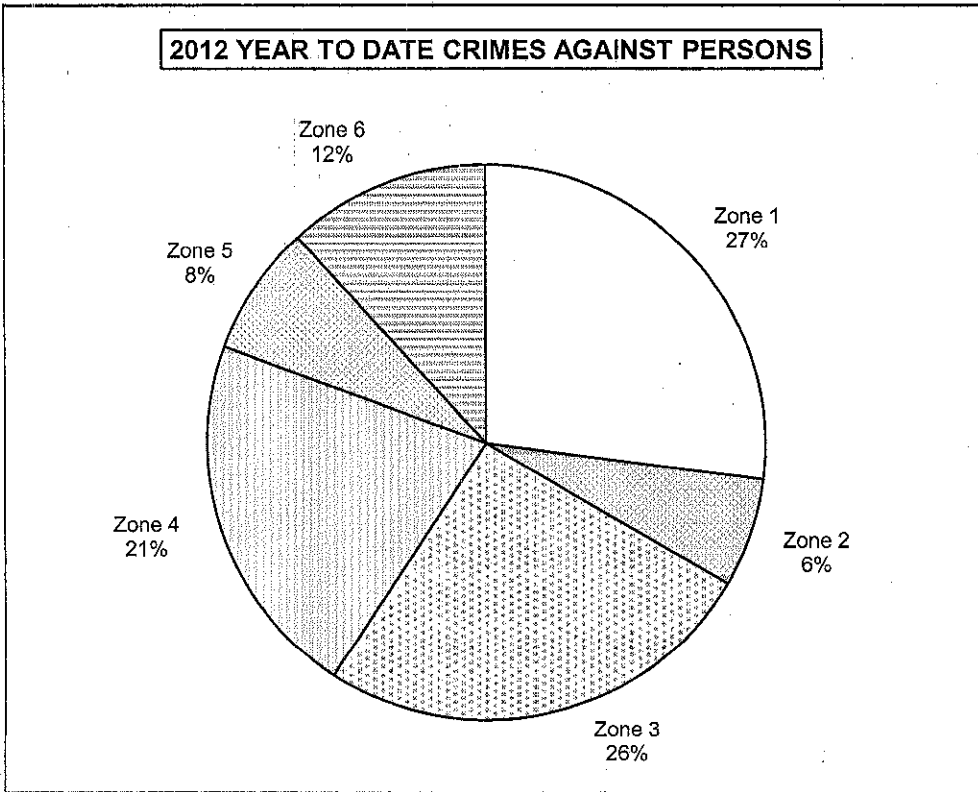
SEPTEMBER 2012 CRIMES AGAINST PROPERTY BY ZONE						
CRIME	Zone 1	Zone 2	Zone 3	Zone 4	Zone 5	Zone 6
ROBBERY	44	21	38	40	30	33
BURGLARY	119	64	139	106	29	76
LARCENY	169	325	158	180	337	266
AUTO THEFT	109	34	109	69	36	76
<b>TOTAL CRIMES AGAINST PROPERTY</b>	<b>441</b>	<b>444</b>	<b>444</b>	<b>395</b>	<b>432</b>	<b>451</b>



**2012  
YEAR TO DATE AREA BREAKDOWN  
CRIMES AGAINST PERSONS AND PROPERTY**

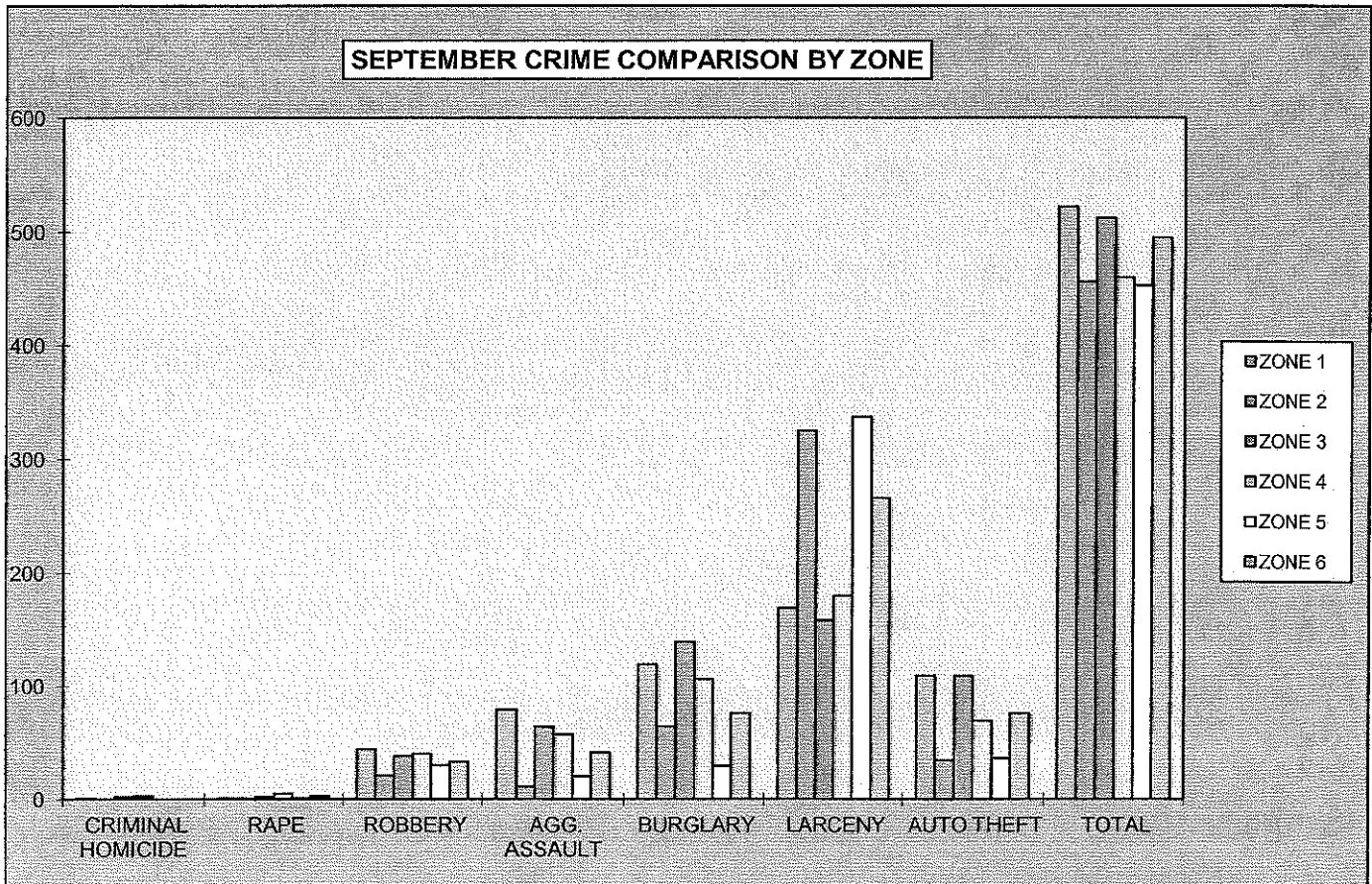
FIRST 9 MONTHS 2012 CRIMES AGAINST PERSONS BY ZONE						
CRIME	Zone 1	Zone 2	Zone 3	Zone 4	Zone 5	Zone 6
CRIMINAL HOMICIDE	18	0	17	18	1	5
RAPE	17	8	15	22	6	16
AGG. ASSAULT	761	179	729	590	217	325
<b>TOTAL CRIMES AGAINST PERSONS</b>	<b>796</b>	<b>187</b>	<b>761</b>	<b>630</b>	<b>224</b>	<b>346</b>

FIRST 9 MONTHS 2012 CRIMES AGAINST PROPERTY BY ZONE						
CRIME	Zone 1	Zone 2	Zone 3	Zone 4	Zone 5	Zone 6
ROBBERY	354	136	332	349	251	253
BURGLARY	1,064	629	1,115	1,062	199	505
LARCENY	1,458	2,960	1,401	1,794	2,954	2,481
AUTO THEFT	786	360	835	685	370	649
<b>TOTAL CRIMES AGAINST PROPERTY</b>	<b>3,662</b>	<b>4,085</b>	<b>3,683</b>	<b>3,890</b>	<b>3,774</b>	<b>3,888</b>



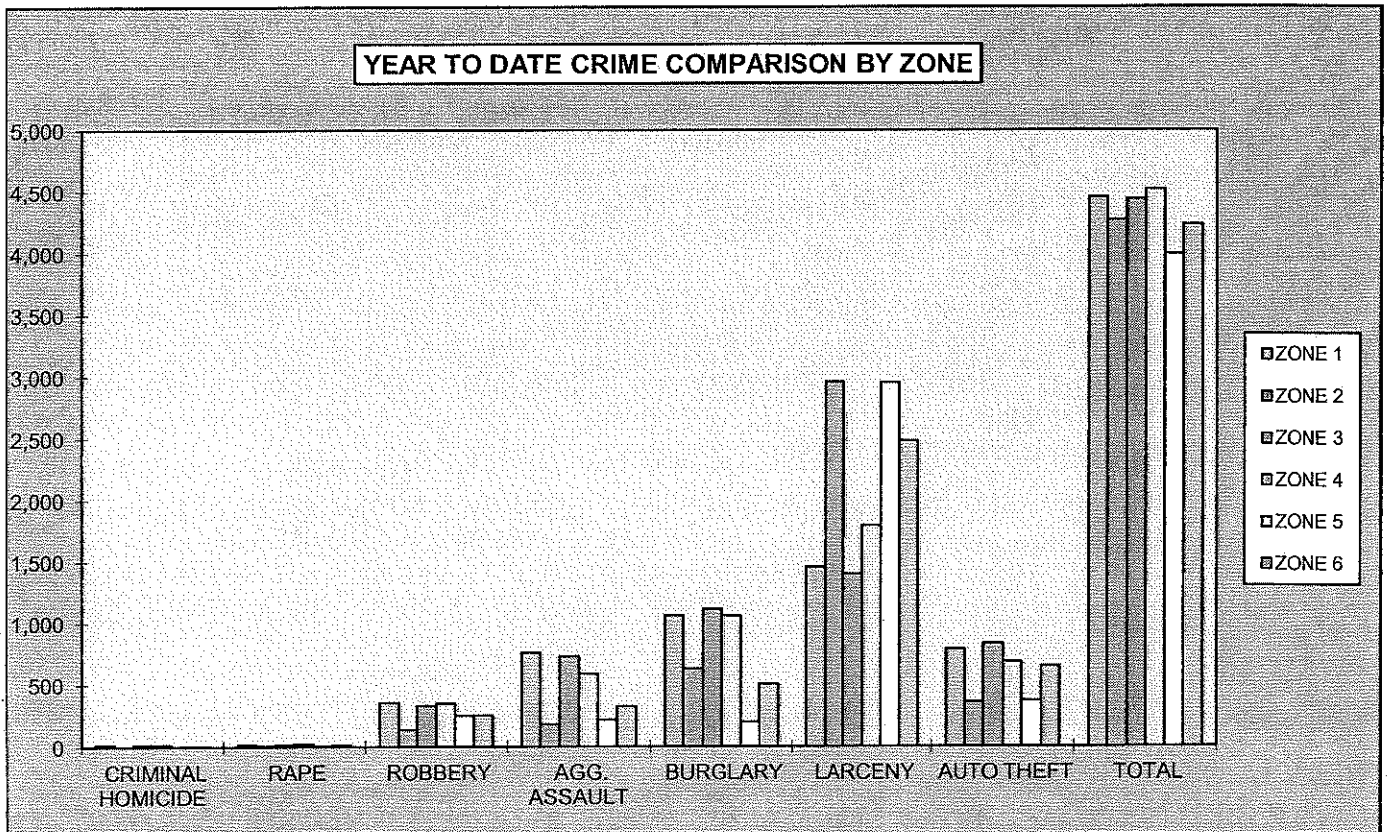
**2012  
AREA BREAKDOWN**

<b>SEPTEMBER CRIME COMPARISON BY ZONE</b>						
<b>CRIME</b>	<b>ZONE 1</b>	<b>ZONE 2</b>	<b>ZONE 3</b>	<b>ZONE 4</b>	<b>ZONE 5</b>	<b>ZONE 6</b>
CRIMINAL HOMICIDE	1	0	2	3	0	0
RAPE	1	1	2	5	1	3
ROBBERY	44	21	38	40	30	33
AGG. ASSAULT	79	11	64	57	20	41
BURGLARY	119	64	139	106	29	76
RESIDENCE	106	57	131	96	24	64
NON-RESIDENCE	13	7	8	10	5	12
LARCENY	169	325	158	180	337	266
POCKETPICKING	1	1	0	0	5	1
PURSE SNATCHING	11	3	8	3	8	2
SHOPLIFTING	21	83	15	46	46	44
FROM MOTOR VEHICLES	71	153	63	42	167	147
MOTOR VEH. PARTS/ACCESSORIES	18	18	18	19	22	20
BICYCLES	1	3	2	3	11	9
FROM BUILDINGS	15	31	15	23	40	21
FROM COIN OPERATED MACHINES	0	3	0	0	0	0
ALL OTHER	31	30	37	44	38	22
AUTO THEFT	109	34	109	69	36	76
<b>TOTAL</b>	<b>522</b>	<b>456</b>	<b>512</b>	<b>460</b>	<b>453</b>	<b>495</b>



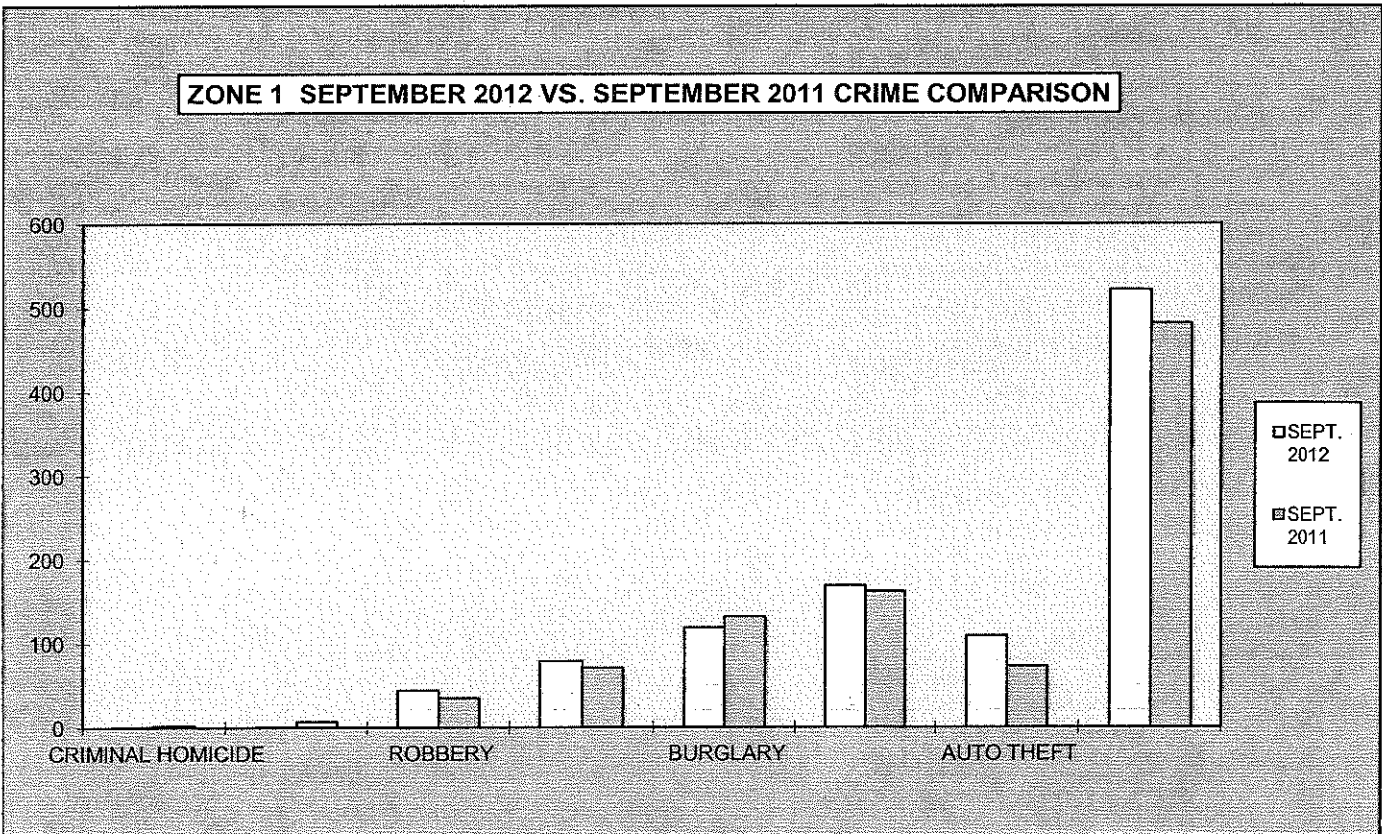
**2012  
YEAR TO DATE AREA BREAKDOWN**

<b>FIRST 9 MONTHS CRIME COMPARISON BY ZONE</b>						
<b>CRIME</b>	<b>ZONE 1</b>	<b>ZONE 2</b>	<b>ZONE 3</b>	<b>ZONE 4</b>	<b>ZONE 5</b>	<b>ZONE 6</b>
CRIMINAL HOMICIDE	18	0	17	18	1	5
RAPE	17	8	15	22	6	16
ROBBERY	354	136	332	349	251	253
AGG. ASSAULT	761	179	729	590	217	325
BURGLARY	1,064	629	1,115	1,062	199	505
RESIDENCE	975	502	987	961	125	410
NON-RESIDENCE	89	127	128	101	74	95
LARCENY	1,458	2,960	1,401	1,794	2,954	2,481
POCKETPICKING	3	25	9	5	28	4
PURSE SNATCHING	55	40	52	39	82	85
SHOPLIFTING	126	649	159	386	330	438
FROM MOTOR VEHICLES	467	1,316	410	423	1,468	1,243
MOTOR VEH. PARTS/ACCESSORIES	190	258	158	161	284	205
BICYCLES	10	18	15	19	32	44
FROM BUILDINGS	185	292	181	231	417	183
FROM COIN OPERATED MACHINES	1	4	2	5	4	0
ALL OTHER	421	358	415	525	309	279
AUTO THEFT	786	360	835	685	370	649
<b>TOTAL</b>	<b>4,458</b>	<b>4,272</b>	<b>4,444</b>	<b>4,520</b>	<b>3,998</b>	<b>4,234</b>



**2012  
MONTHLY CRIME COMPARISON**

<b>ZONE 1</b>				
<b>CRIME</b>	<b>SEPT. 2012</b>	<b>SEPT. 2011</b>	<b># DIFFERENCE</b>	<b>% DIFFERENCE</b>
CRIMINAL HOMICIDE	1	2	-1	-50%
RAPE	1	7	-6	-86%
ROBBERY	44	35	9	26%
AGG. ASSAULT	79	71	8	11%
BURGLARY	119	132	-13	-10%
RESIDENCE	106	122	-16	-13%
NON-RESIDENCE	13	10	3	30%
LARCENY	169	162	7	4%
POCKETPICKING	1	0	1	100%
PURSE SNATCHING	11	3	8	267%
SHOPLIFTING	21	5	16	320%
FROM MOTOR VEHICLES	71	43	28	65%
MOTOR VEH. PARTS/ACCESSORIES	18	23	-5	-22%
BICYCLES	1	0	1	100%
FROM BUILDINGS	15	23	-8	-35%
FROM COIN OPERATED MACHINES	0	1	-1	-100%
ALL OTHER	31	64	-33	-52%
AUTO THEFT	109	73	36	49%
<b>TOTAL</b>	<b>522</b>	<b>482</b>	<b>40</b>	<b>8%</b>

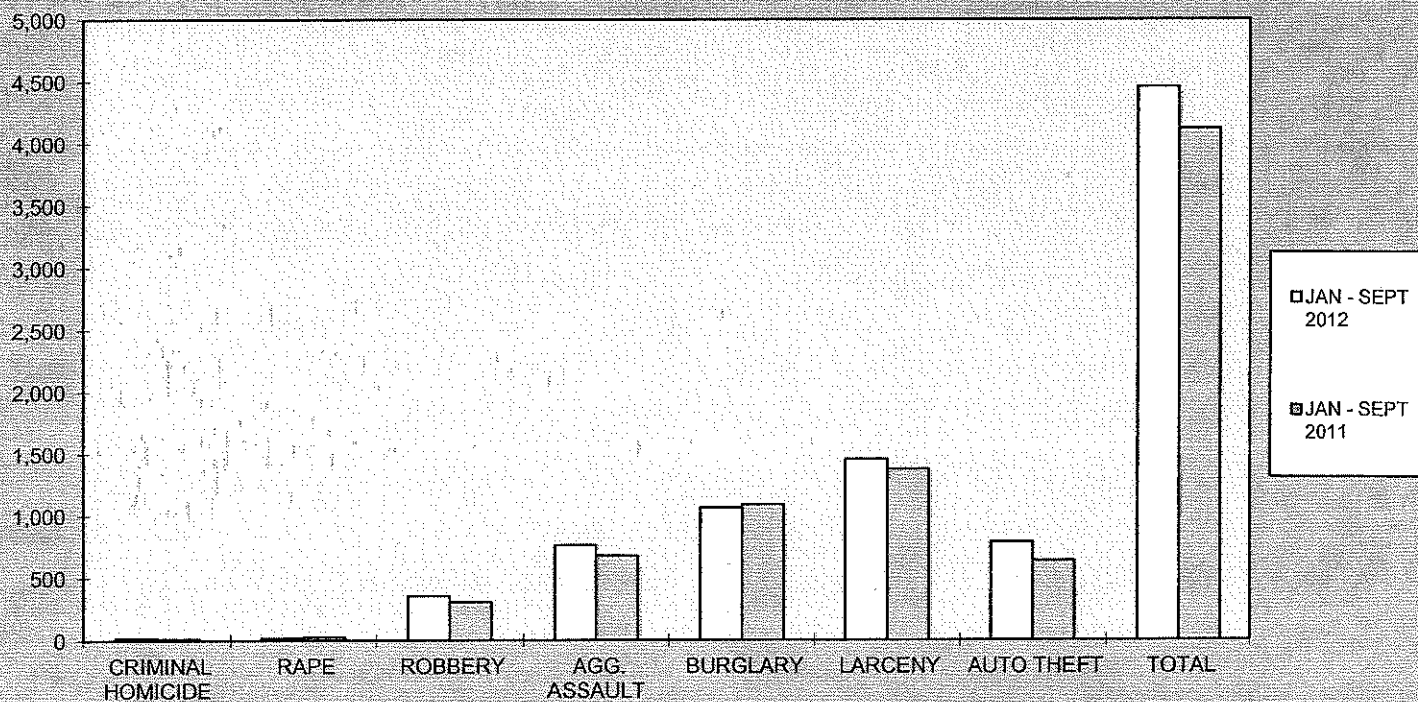


\* 2011 FIGURES BASED ON OLD ZONE BOUNDARIES - NEW ZONE BOUNDARIES EFFECTIVE 12-13-11

**2012  
YEAR TO DATE CRIME COMPARISON**

<b>ZONE 1</b>				
<b>CRIME</b>	<b>JAN - SEPT 2012</b>	<b>JAN - SEPT 2011</b>	<b># DIFFERENCE</b>	<b>% DIFFERENCE</b>
CRIMINAL HOMICIDE	18	14	4	29%
RAPE	17	27	-10	-37%
ROBBERY	354	307	47	15%
AGG. ASSAULT	761	676	85	13%
BURGLARY	1,064	1,088	-24	-2%
RESIDENCE	975	996	-21	-2%
NON-RESIDENCE	89	92	-3	-3%
LARCENY	1,458	1,377	81	6%
POCKETPICKING	3	4	-1	-25%
PURSE SNATCHING	55	18	37	206%
SHOPLIFTING	126	93	33	35%
FROM MOTOR VEHICLES	467	448	19	4%
MOTOR VEH. PARTS/ACCESSORIES	190	166	24	14%
BICYCLES	10	12	-2	-17%
FROM BUILDINGS	185	180	5	3%
FROM COIN OPERATED MACHINES	1	2	-1	-50%
ALL OTHER	421	454	-33	-7%
AUTO THEFT	786	634	152	24%
<b>TOTAL</b>	<b>4,458</b>	<b>4,123</b>	<b>335</b>	<b>8%</b>

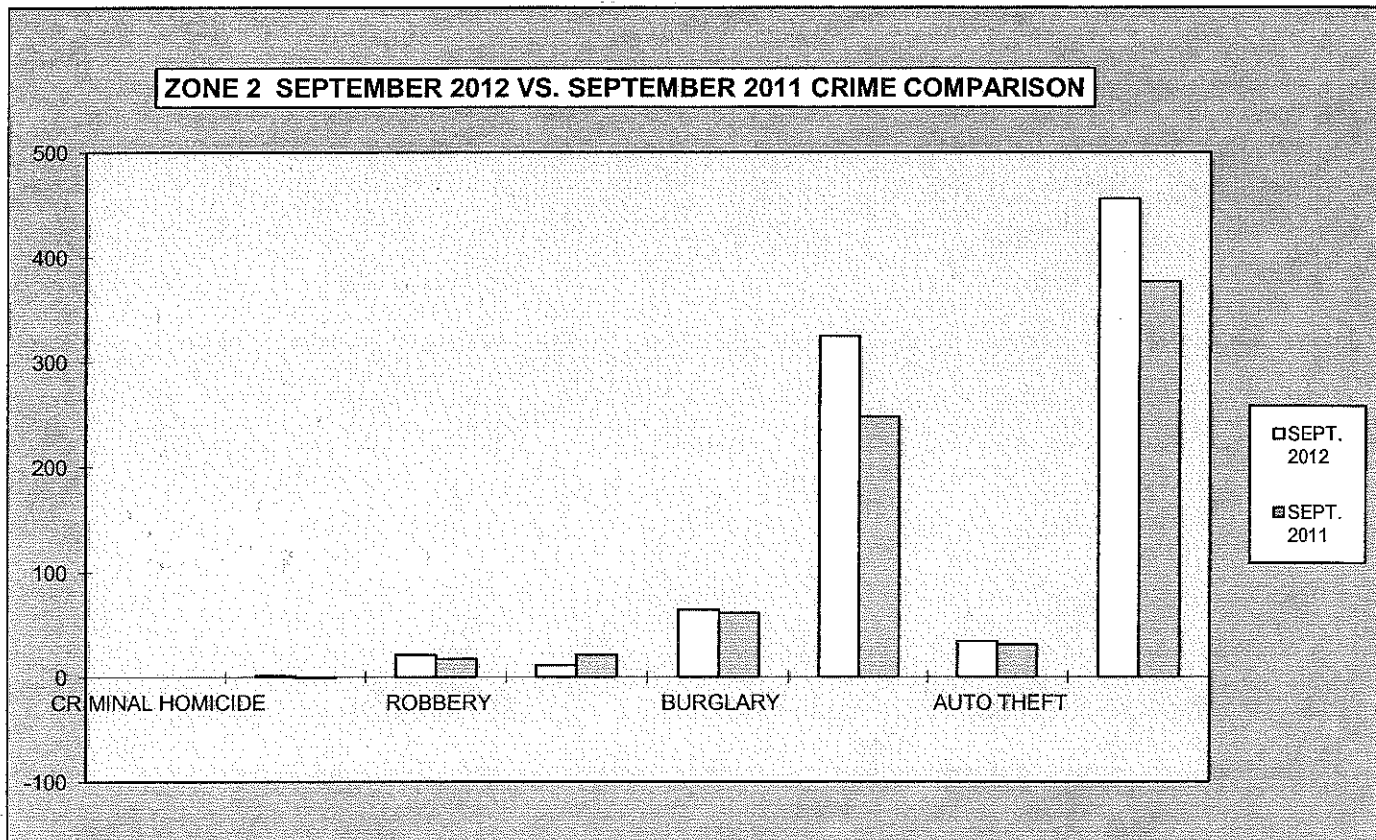
**ZONE 1 YEAR TO DATE CRIME COMPARISON**



\* 2011 FIGURES BASED ON OLD ZONE BOUNDARIES - NEW ZONE BOUNDARIES EFFECTIVE 12-13-11

**2012  
MONTHLY CRIME COMPARISON**

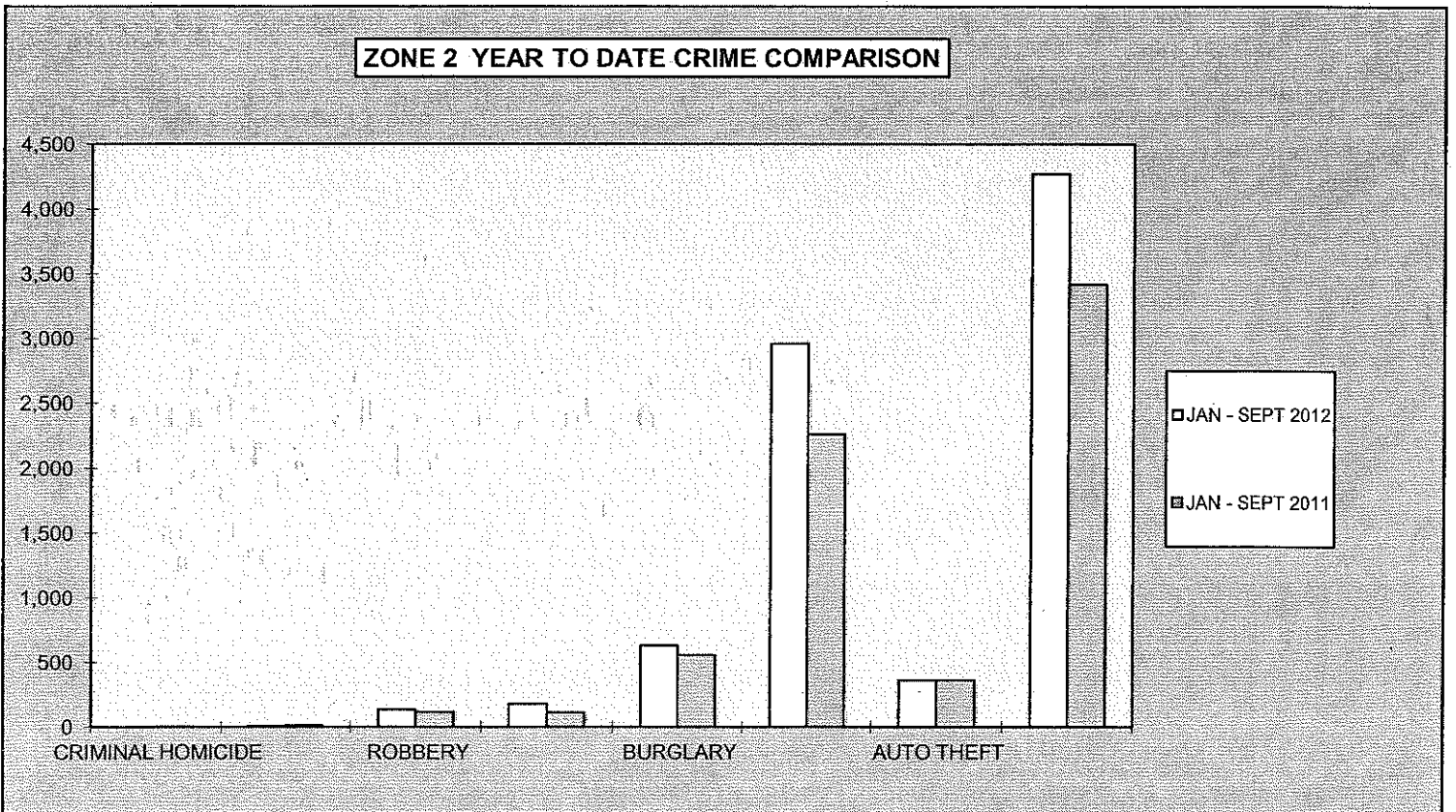
<b>ZONE 2</b>					
<b>CRIME</b>	<b>SEPT. 2012</b>	<b>SEPT. 2011</b>	<b># DIFFERENCE</b>	<b>% DIFFERENCE</b>	
CRIMINAL HOMICIDE	0	0	0	0%	
RAPE	1	-1	2	200%	
ROBBERY	21	17	4	24%	
AGG. ASSAULT	11	21	-10	-48%	
BURGLARY	64	61	3	5%	
RESIDENCE	57	46	11	24%	
NON-RESIDENCE	7	15	-8	-53%	
LARCENY	325	248	77	31%	
POCKETPICKING	1	4	-3	-75%	
PURSE SNATCHING	3	1	2	200%	
SHOPLIFTING	83	65	18	28%	
FROM MOTOR VEHICLES	153	94	59	63%	
MOTOR VEH. PARTS/ACCESSORIES	18	21	-3	-14%	
BICYCLES	3	0	3	100%	
FROM BUILDINGS	31	29	2	7%	
FROM COIN OPERATED MACHINES	3	0	3	100%	
ALL OTHER	30	34	-4	-12%	
AUTO THEFT	34	31	3	10%	
<b>TOTAL</b>	<b>456</b>	<b>377</b>	<b>79</b>	<b>21%</b>	



\* 2011 FIGURES BASED ON OLD ZONE BOUNDARIES - NEW ZONE BOUNDARIES EFFECTIVE 12-13-11

**2012  
YEAR TO DATE CRIME COMPARISON**

<b>ZONE 2</b>				
<b>CRIME</b>	<b>JAN - SEPT 2012</b>	<b>JAN - SEPT 2011</b>	<b># DIFFERENCE</b>	<b>% DIFFERENCE</b>
CRIMINAL HOMICIDE	0	1	-1	-100%
RAPE	8	13	-5	-38%
ROBBERY	136	116	20	17%
AGG. ASSAULT	179	110	69	63%
BURGLARY	629	555	74	13%
RESIDENCE	502	444	58	13%
NON-RESIDENCE	127	111	16	14%
LARCENY	2,960	2,260	700	31%
POCKETPICKING	25	10	15	150%
PURSE SNATCHING	40	10	30	300%
SHOPLIFTING	649	642	7	1%
FROM MOTOR VEHICLES	1,316	860	456	53%
MOTOR VEH. PARTS/ACCESSORIES	258	164	94	57%
BICYCLES	18	10	8	80%
FROM BUILDINGS	292	281	11	4%
FROM COIN OPERATED MACHINES	4	0	4	100%
ALL OTHER	358	283	75	27%
AUTO THEFT	360	363	-3	-1%
<b>TOTAL</b>	<b>4,272</b>	<b>3,418</b>	<b>854</b>	<b>25%</b>

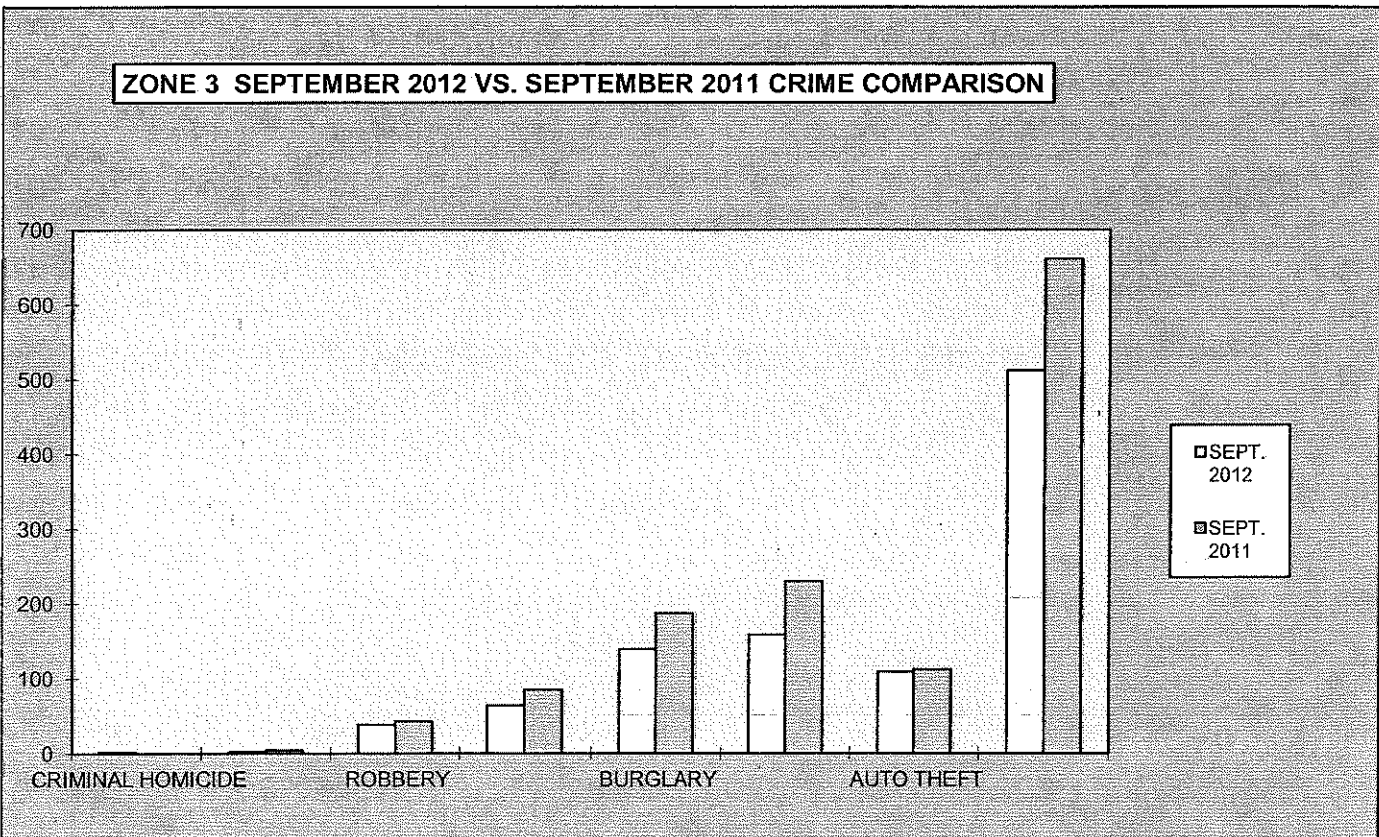


\* 2011 FIGURES BASED ON OLD ZONE BOUNDARIES - NEW ZONE BOUNDARIES EFFECTIVE 12-13-11



**2012  
MONTHLY CRIME COMPARISON**

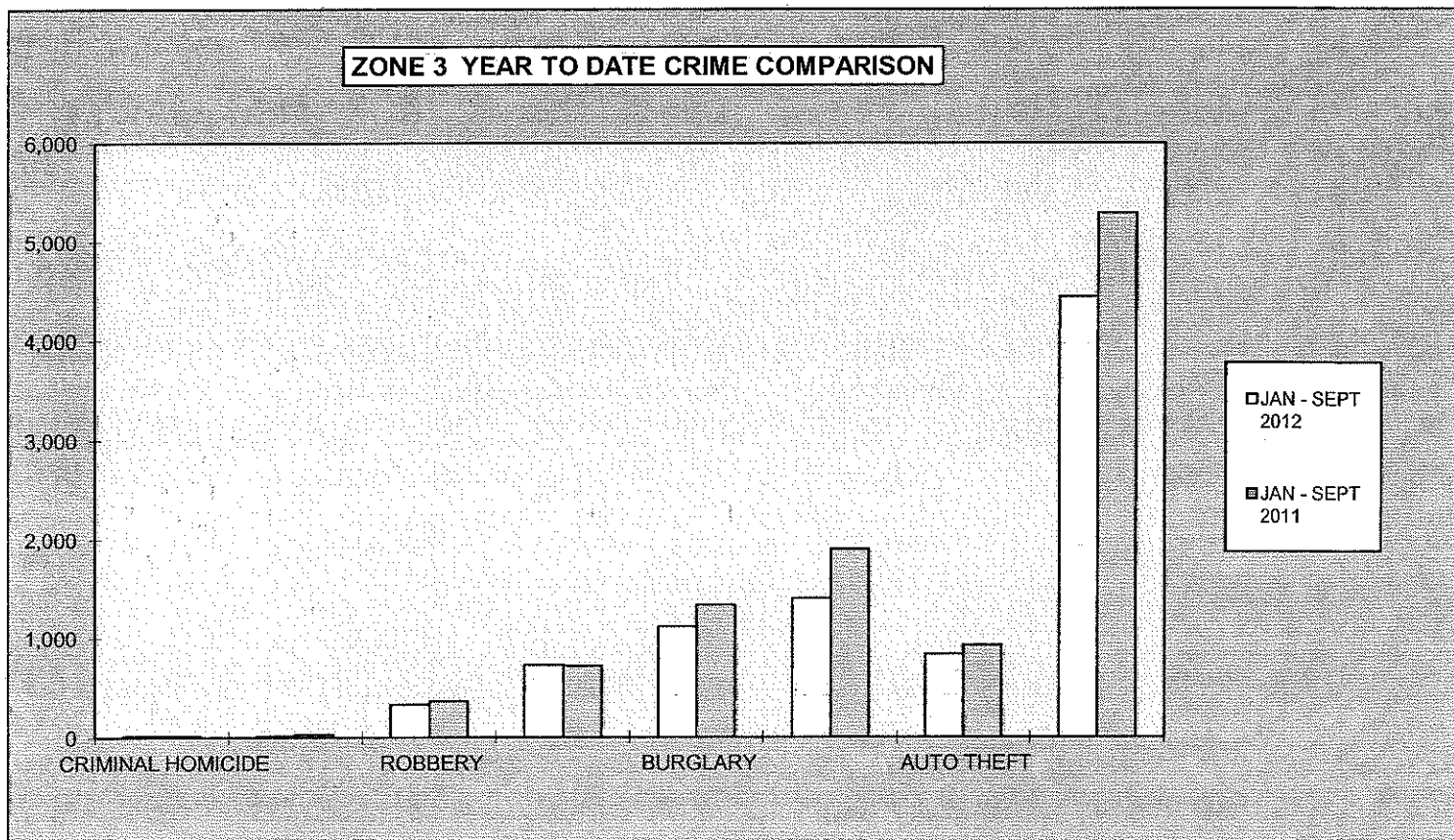
<b>ZONE 3</b>				
<b>CRIME</b>	<b>SEPT. 2012</b>	<b>SEPT. 2011</b>	<b># DIFFERENCE</b>	<b>% DIFFERENCE</b>
CRIMINAL HOMICIDE	2	0	2	100%
RAPE	2	4	-2	-50%
ROBBERY	38	43	-5	-12%
AGG. ASSAULT	64	85	-21	-25%
BURGLARY	139	187	-48	-26%
RESIDENCE	131	169	-38	-22%
NON-RESIDENCE	8	18	-10	-56%
LARCENY	158	230	-72	-31%
POCKETPICKING	0	0	0	0%
PURSE SNATCHING	8	4	4	100%
SHOPLIFTING	15	35	-20	-57%
FROM MOTOR VEHICLES	63	69	-6	-9%
MOTOR VEH. PARTS/ACCESSORIES	18	28	-10	-36%
BICYCLES	2	2	0	0%
FROM BUILDINGS	15	27	-12	-44%
FROM COIN OPERATED MACHINES	0	0	0	0%
ALL OTHER	37	65	-28	-43%
AUTO THEFT	109	112	-3	-3%
<b>TOTAL</b>	<b>512</b>	<b>661</b>	<b>-149</b>	<b>-23%</b>



\* 2011 FIGURES BASED ON OLD ZONE BOUNDARIES - NEW ZONE BOUNDARIES EFFECTIVE 12-13-11

**2012  
YEAR TO DATE CRIME COMPARISON**

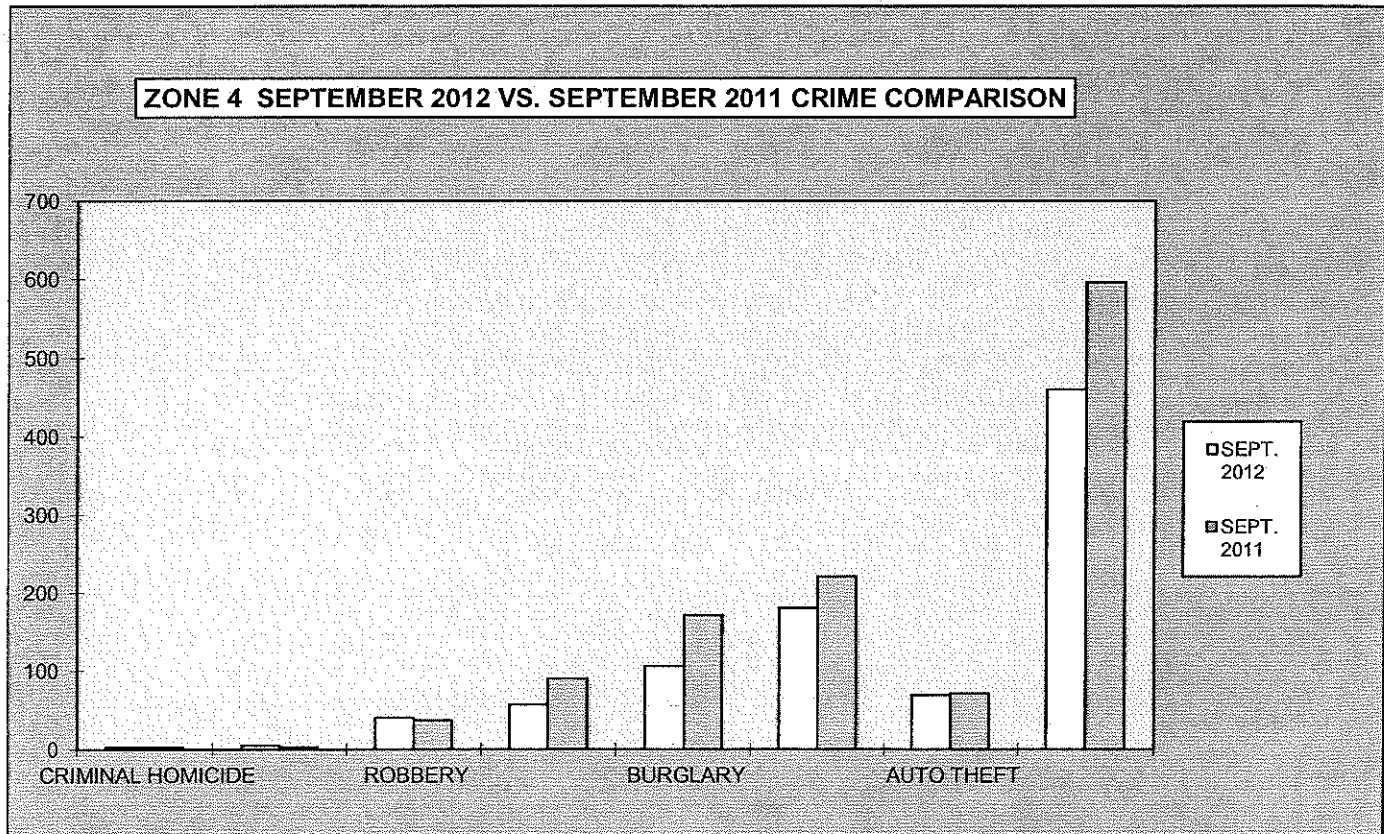
<b>ZONE 3</b>					
<b>CRIME</b>	<b>JAN - SEPT 2012</b>	<b>JAN - SEPT 2011</b>	<b># DIFFERENCE</b>	<b>% DIFFERENCE</b>	
CRIMINAL HOMICIDE	17	16	1	6%	
RAPE	15	31	-16	-52%	
ROBBERY	332	365	-33	-9%	
AGG. ASSAULT	729	719	10	1%	
BURGLARY	1,115	1,336	-221	-17%	
RESIDENCE	987	1,174	-187	-16%	
NON-RESIDENCE	128	162	-34	-21%	
LARCENY	1,401	1,901	-500	-26%	
POCKETPICKING	9	8	1	13%	
PURSE SNATCHING	52	48	4	8%	
SHOPLIFTING	159	184	-25	-14%	
FROM MOTOR VEHICLES	410	677	-267	-39%	
MOTOR VEH. PARTS/ACCESSORIES	158	250	-92	-37%	
BICYCLES	15	20	-5	-25%	
FROM BUILDINGS	181	169	12	7%	
FROM COIN OPERATED MACHINES	2	2	0	0%	
ALL OTHER	415	543	-128	-24%	
AUTO THEFT	835	925	-90	-10%	
<b>TOTAL</b>	<b>4,444</b>	<b>5,293</b>	<b>-849</b>	<b>-16%</b>	



\* 2011 FIGURES BASED ON OLD ZONE BOUNDARIES - NEW ZONE BOUNDARIES EFFECTIVE 12-13-11

**2012  
MONTHLY CRIME COMPARISON**

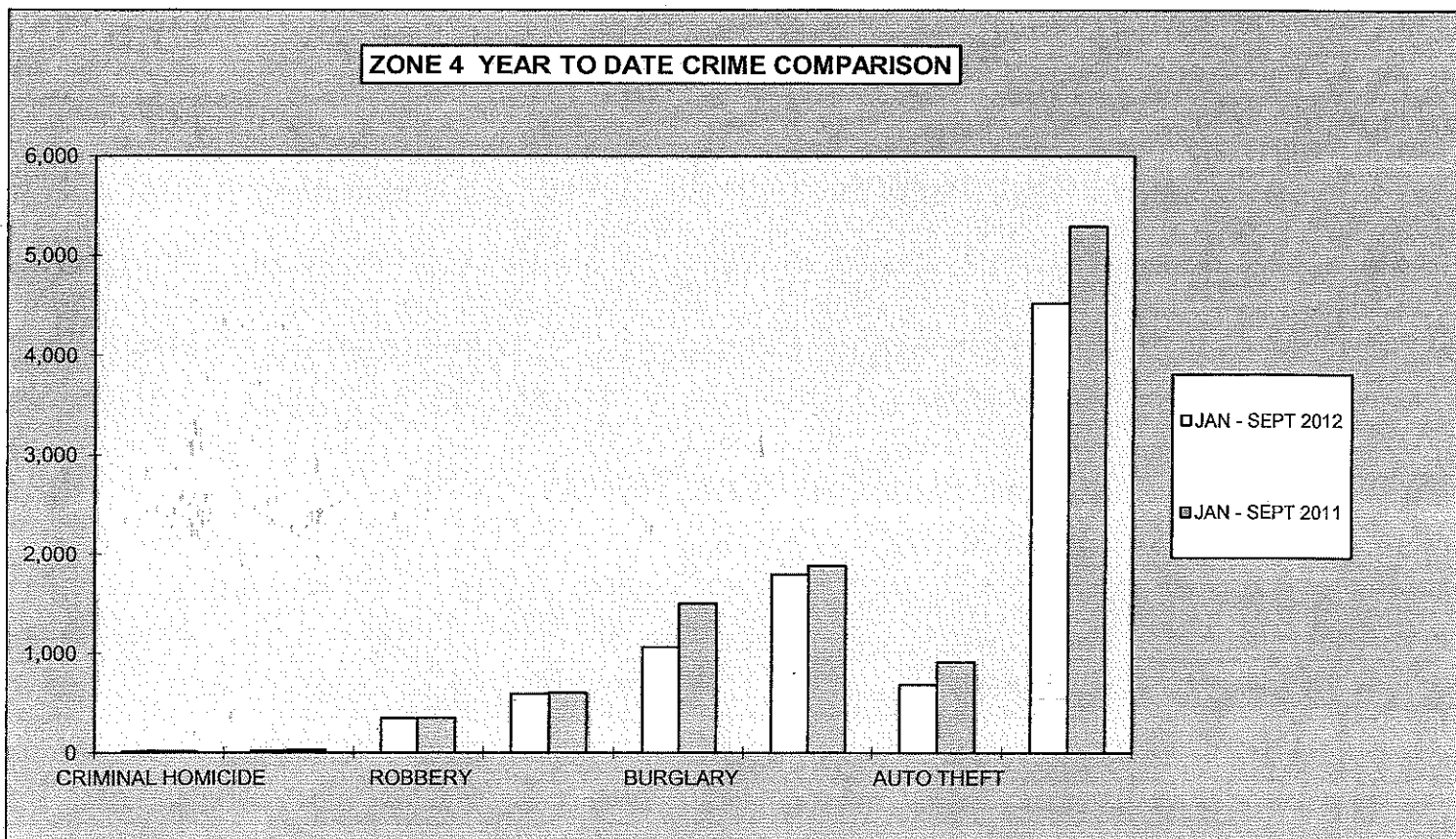
<b>ZONE 4</b>				
<b>CRIME</b>	<b>SEPT. 2012</b>	<b>SEPT. 2011</b>	<b># DIFFERENCE</b>	<b>% DIFFERENCE</b>
CRIMINAL HOMICIDE	3	3	0	0%
RAPE	5	3	2	67%
ROBBERY	40	37	3	8%
AGG. ASSAULT	57	90	-33	-37%
BURGLARY	106	171	-65	-38%
RESIDENCE	96	151	-55	-36%
NON-RESIDENCE	10	20	-10	-50%
LARCENY	180	221	-41	-19%
POCKETPICKING	0	1	-1	-100%
PURSE SNATCHING	3	5	-2	-40%
SHOPLIFTING	46	46	0	0%
FROM MOTOR VEHICLES	42	44	-2	-5%
MOTOR VEH. PARTS/ACCESSORIES	19	30	-11	-37%
BICYCLES	3	3	0	0%
FROM BUILDINGS	23	21	2	10%
FROM COIN OPERATED MACHINES	0	0	0	0%
ALL OTHER	44	71	-27	-38%
AUTO THEFT	69	71	-2	-3%
<b>TOTAL</b>	<b>460</b>	<b>596</b>	<b>-136</b>	<b>-23%</b>



\* 2011 FIGURES BASED ON OLD ZONE BOUNDARIES - NEW ZONE BOUNDARIES EFFECTIVE 12-13-11

**2012  
YEAR TO DATE CRIME COMPARISON**

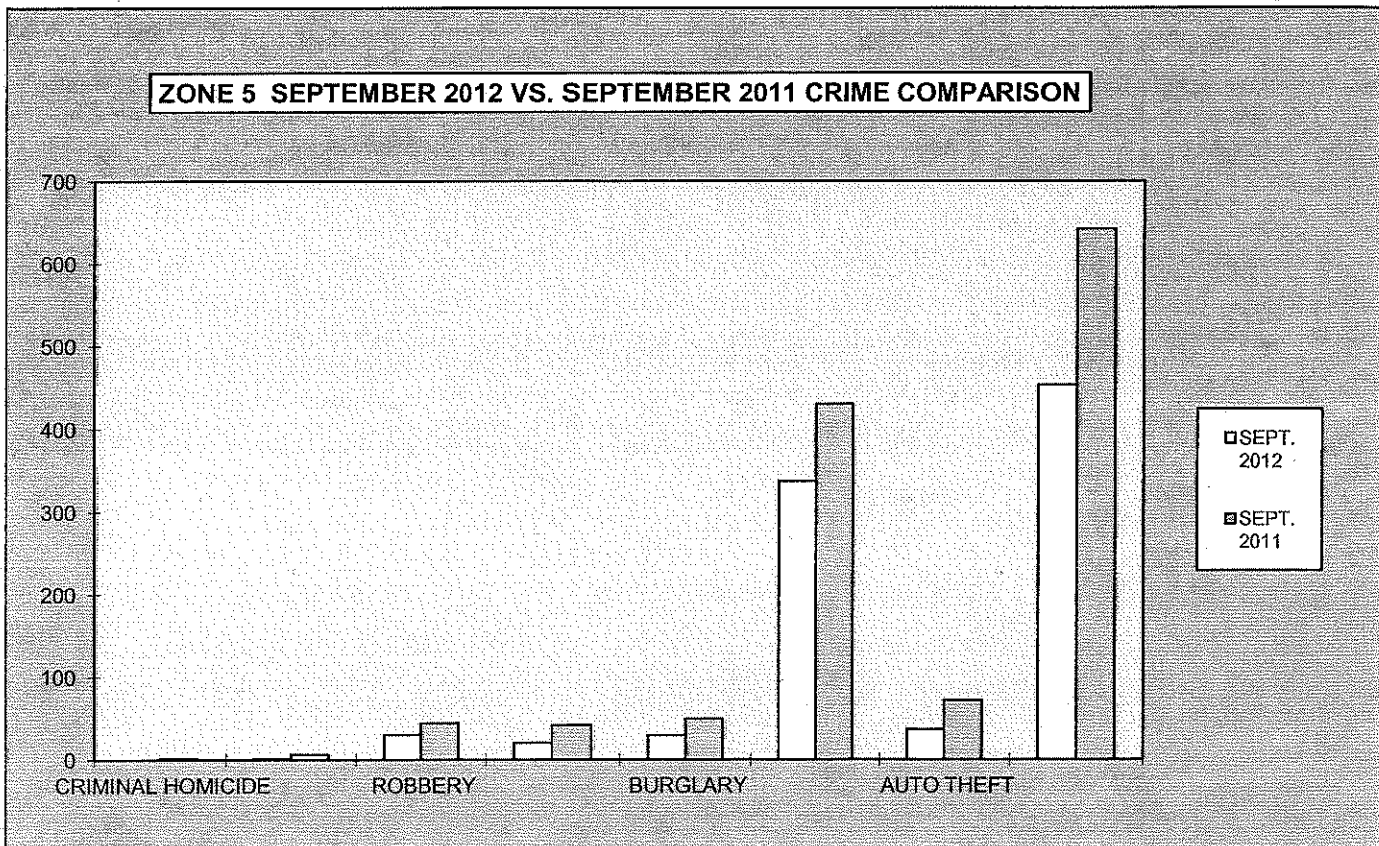
<b>ZONE 4</b>				
<b>CRIME</b>	<b>JAN - SEPT 2012</b>	<b>JAN - SEPT 2011</b>	<b># DIFFERENCE</b>	<b>% DIFFERENCE</b>
CRIMINAL HOMICIDE	18	15	3	20%
RAPE	22	28	-6	-21%
ROBBERY	349	350	-1	0%
AGG. ASSAULT	590	604	-14	-2%
BURGLARY	1,062	1,500	-438	-29%
RESIDENCE	961	1,327	-366	-28%
NON-RESIDENCE	101	173	-72	-42%
LARCENY	1,794	1,884	-90	-5%
POCKETPICKING	5	6	-1	-17%
PURSE SNATCHING	39	45	-6	-13%
SHOPLIFTING	386	320	66	21%
FROM MOTOR VEHICLES	423	508	-85	-17%
MOTOR VEH. PARTS/ACCESSORIES	161	263	-102	-39%
BICYCLES	19	17	2	12%
FROM BUILDINGS	231	219	12	5%
FROM COIN OPERATED MACHINES	5	0	5	100%
ALL OTHER	525	506	19	4%
AUTO THEFT	685	911	-226	-25%
<b>TOTAL</b>	<b>4,520</b>	<b>5,292</b>	<b>-772</b>	<b>-15%</b>



\* 2011 FIGURES BASED ON OLD ZONE BOUNDARIES - NEW ZONE BOUNDARIES EFFECTIVE 12-13-11

**2012  
MONTHLY CRIME COMPARISON**

<b>ZONE 5</b>				
<b>CRIME</b>	<b>SEPT. 2012</b>	<b>SEPT. 2011</b>	<b># DIFFERENCE</b>	<b>% DIFFERENCE</b>
CRIMINAL HOMICIDE	0	1	-1	-100%
RAPE	1	6	-5	-83%
ROBBERY	30	44	-14	-32%
AGG. ASSAULT	20	41	-21	-51%
BURGLARY	29	49	-20	-41%
RESIDENCE	24	40	-16	-40%
NON-RESIDENCE	5	9	-4	-44%
LARCENY	337	430	-93	-22%
POCKETPICKING	5	1	4	400%
PURSE SNATCHING	8	29	-21	-72%
SHOPLIFTING	46	42	4	10%
FROM MOTOR VEHICLES	167	216	-49	-23%
MOTOR VEH. PARTS/ACCESSORIES	22	26	-4	-15%
BICYCLES	11	4	7	175%
FROM BUILDINGS	40	54	-14	-26%
FROM COIN OPERATED MACHINES	0	0	0	0%
ALL OTHER	38	58	-20	-34%
AUTO THEFT	36	71	-35	-49%
<b>TOTAL</b>	<b>453</b>	<b>642</b>	<b>-189</b>	<b>-29%</b>

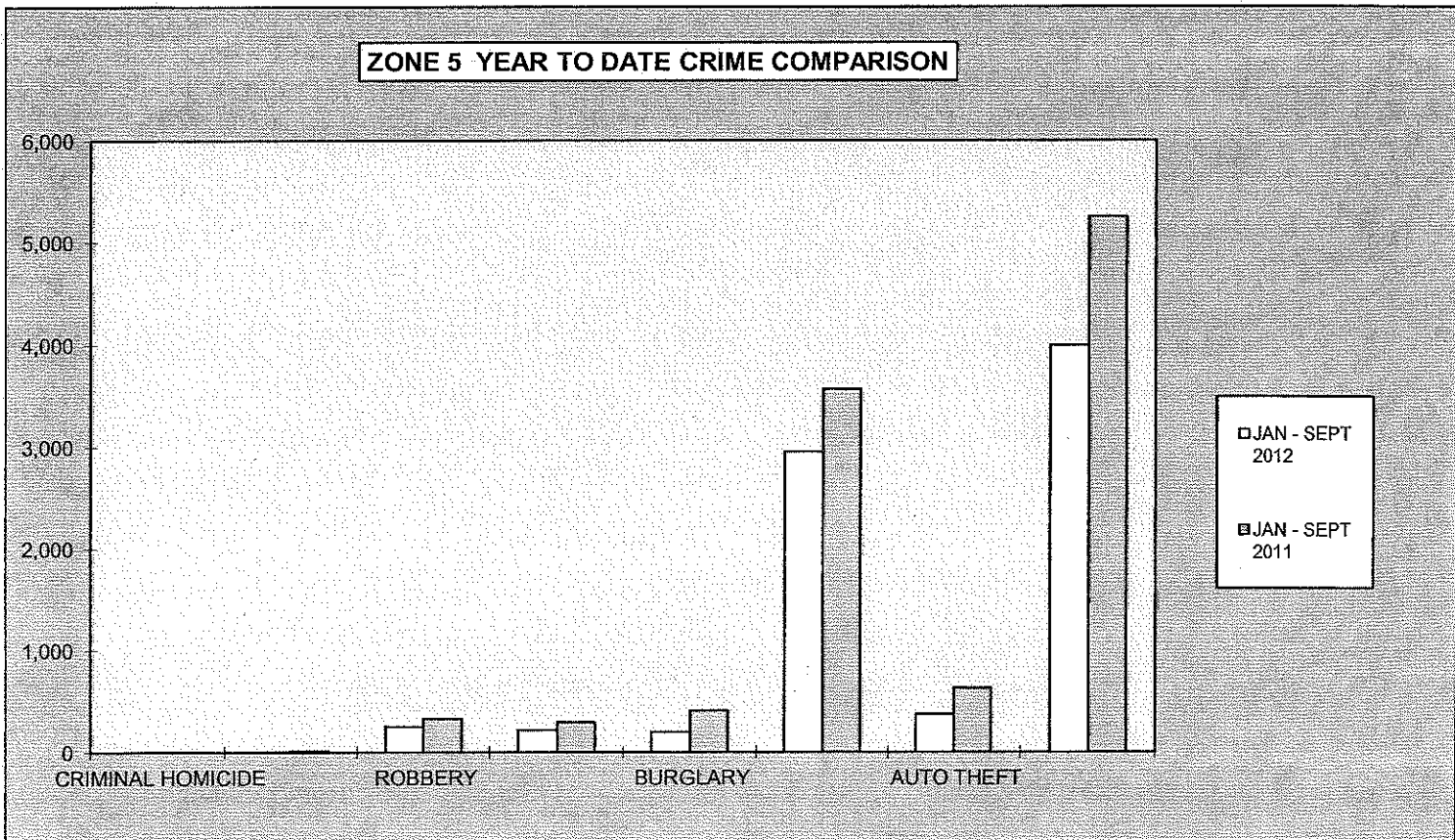


**2012  
YEAR TO DATE CRIME COMPARISON**

**ZONE 5**

CRIME	JAN - SEPT 2012	JAN - SEPT 2011	# DIFFERENCE	% DIFFERENCE
CRIMINAL HOMICIDE	1	8	-7	-88%
RAPE	6	16	-10	-63%
ROBBERY	251	330	-79	-24%
AGG. ASSAULT	217	294	-77	-26%
BURGLARY	199	408	-209	-51%
RESIDENCE	125	291	-166	-57%
NON-RESIDENCE	74	117	-43	-37%
LARCENY	2,954	3,569	-615	-17%
POCKETPICKING	28	19	9	47%
PURSE SNATCHING	82	138	-56	-41%
SHOPLIFTING	330	404	-74	-18%
FROM MOTOR VEHICLES	1,468	1,888	-420	-22%
MOTOR VEH. PARTS/ACCESSORIES	284	287	-3	-1%
BICYCLES	32	35	-3	-9%
FROM BUILDINGS	417	401	16	4%
FROM COIN OPERATED MACHINES	4	3	1	33%
ALL OTHER	309	394	-85	-22%
AUTO THEFT	370	629	-259	-41%
<b>TOTAL</b>	<b>3,998</b>	<b>5,254</b>	<b>-1,256</b>	<b>-24%</b>

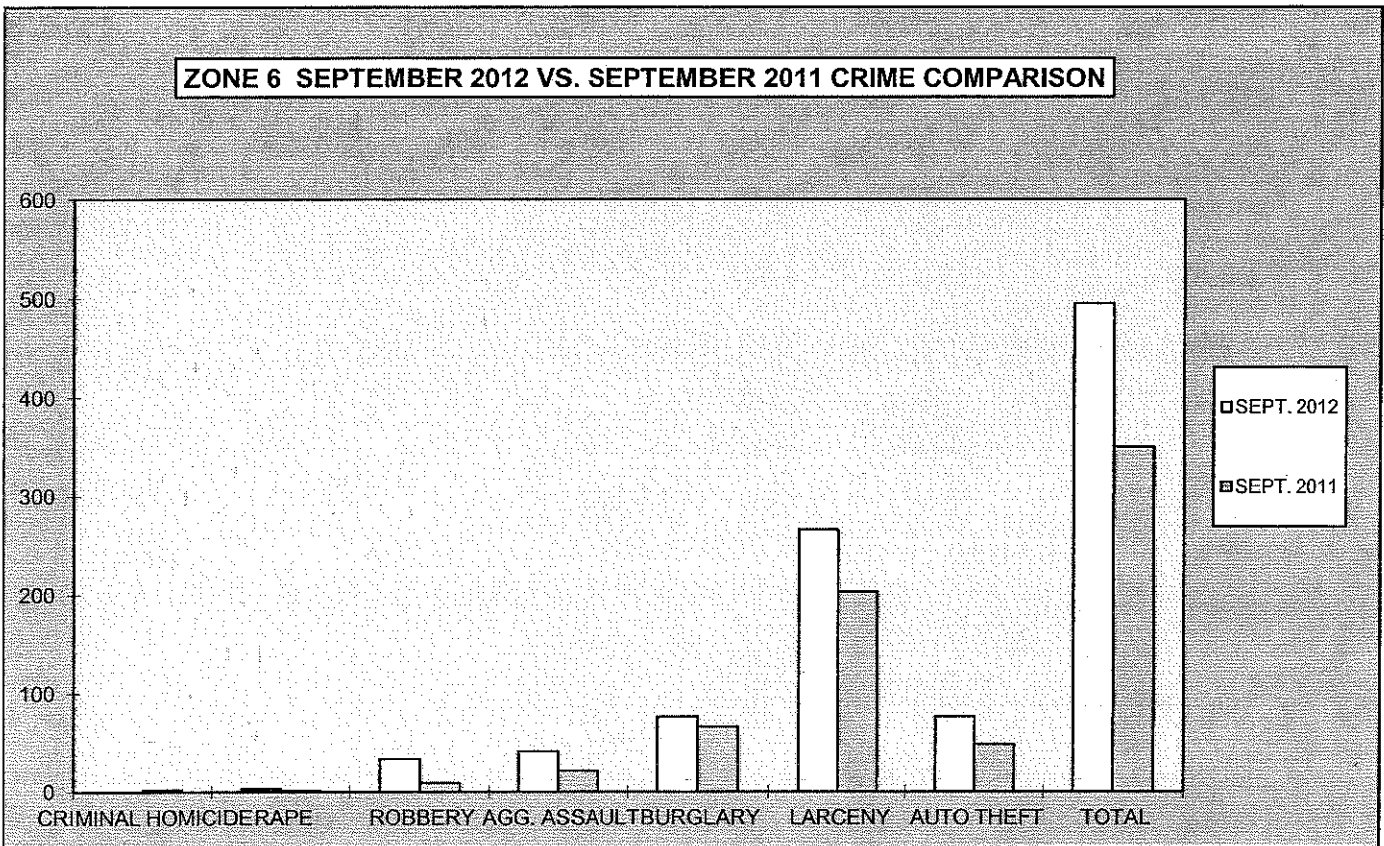
**ZONE 5 YEAR TO DATE CRIME COMPARISON**



\* 2011 FIGURES BASED ON OLD ZONE BOUNDARIES - NEW ZONE BOUNDARIES EFFECTIVE 12-13-11

**2012  
MONTHLY CRIME COMPARISON**

<b>ZONE 6</b>				
<b>CRIME</b>	<b>SEPT. 2012</b>	<b>SEPT. 2011</b>	<b># DIFFERENCE</b>	<b>% DIFFERENCE</b>
CRIMINAL HOMICIDE	0	2	-2	-100%
RAPE	3	1	2	200%
ROBBERY	33	9	24	267%
AGG. ASSAULT	41	21	20	95%
BURGLARY	76	66	10	15%
RESIDENCE	64	53	11	21%
NON-RESIDENCE	12	13	-1	-8%
LARCENY	266	203	63	31%
POCKETPICKING	1	1	0	0%
PURSE SNATCHING	2	6	-4	-67%
SHOPLIFTING	44	47	-3	-6%
FROM MOTOR VEHICLES	147	78	69	88%
MOTOR VEH. PARTS/ACCESSORIES	20	16	4	25%
BICYCLES	9	4	5	125%
FROM BUILDINGS	21	16	5	31%
FROM COIN OPERATED MACHINES	0	0	0	0%
ALL OTHER	22	35	-13	-37%
AUTO THEFT	76	48	28	58%
<b>TOTAL</b>	<b>495</b>	<b>350</b>	<b>145</b>	<b>41%</b>



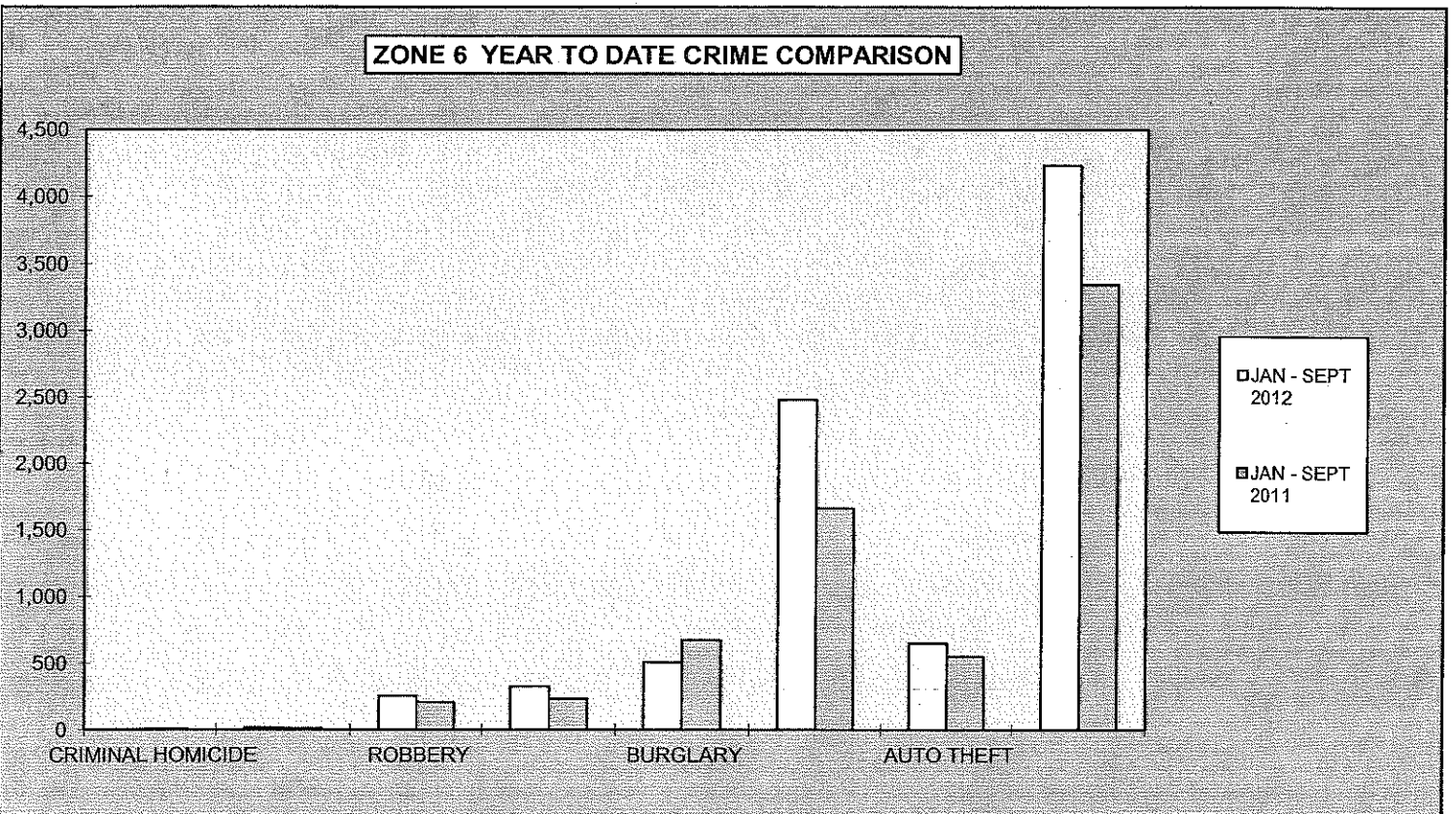
\* 2011 FIGURES BASED ON OLD ZONE BOUNDARIES - NEW ZONE BOUNDARIES EFFECTIVE 12-13-11  
SSD/10-17-12

**2012  
YEAR TO DATE CRIME COMPARISON**

**ZONE 6**

CRIME	JAN - SEPT 2012	JAN - SEPT 2011	# DIFFERENCE	% DIFFERENCE
CRIMINAL HOMICIDE	5	7	-2	-29%
RAPE	16	13	3	23%
ROBBERY	253	208	45	22%
AGG. ASSAULT	325	231	94	41%
BURGLARY	505	672	-167	-25%
RESIDENCE	410	580	-170	-29%
NON-RESIDENCE	95	92	3	3%
LARCENY	2,481	1,662	819	49%
POCKETPICKING	4	6	-2	-33%
PURSE SNATCHING	85	31	54	174%
SHOPLIFTING	438	349	89	26%
FROM MOTOR VEHICLES	1,243	669	574	86%
MOTOR VEH. PARTS/ACCESSORIES	205	131	74	56%
BICYCLES	44	40	4	10%
FROM BUILDINGS	183	156	27	17%
FROM COIN OPERATED MACHINES	0	4	-4	-100%
ALL OTHER	279	276	3	1%
AUTO THEFT	649	550	99	18%
<b>TOTAL</b>	<b>4,234</b>	<b>3,343</b>	<b>891</b>	<b>27%</b>

**ZONE 6 YEAR TO DATE CRIME COMPARISON**



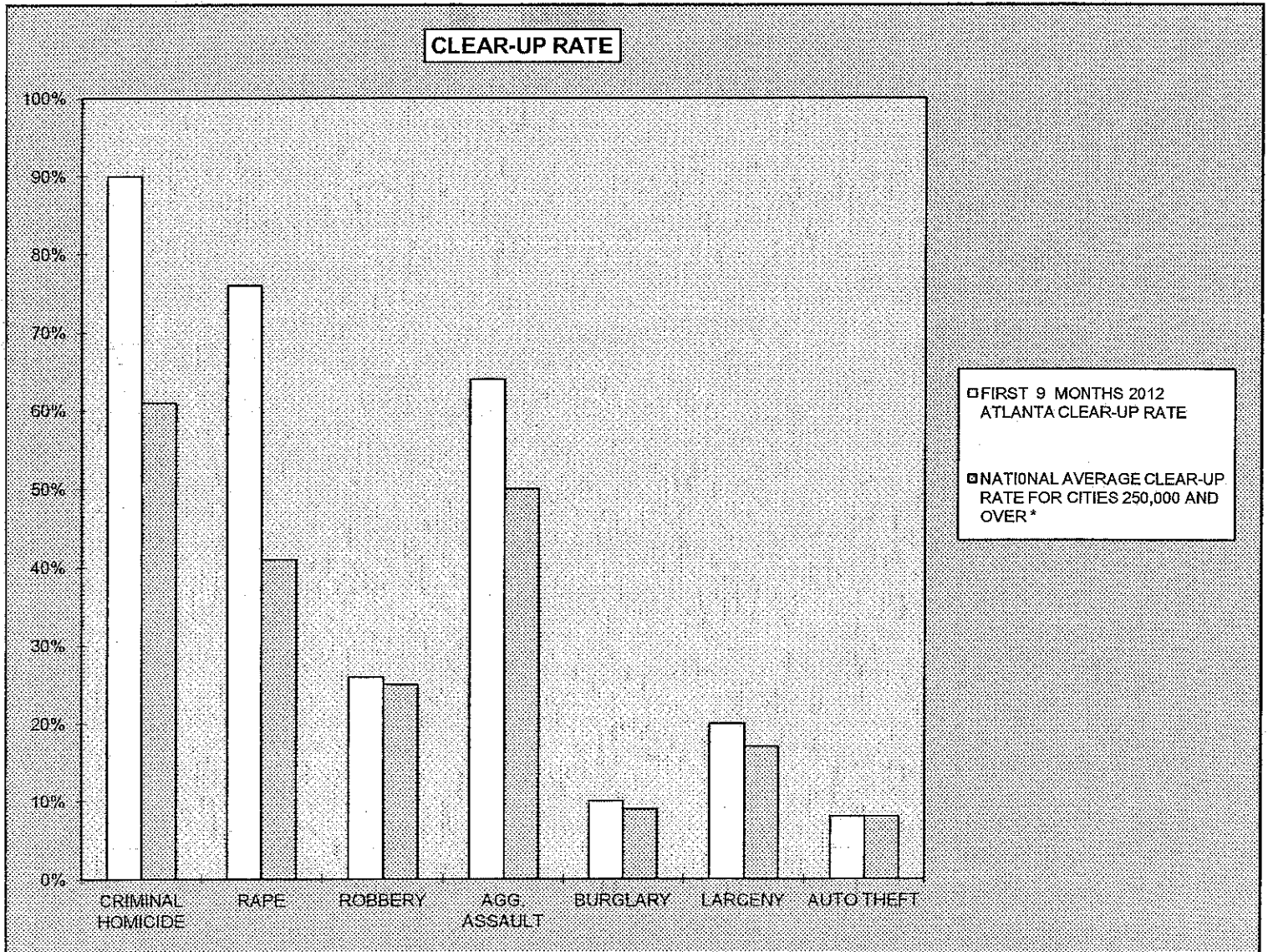
\* 2011 FIGURES BASED ON OLD ZONE BOUNDARIES - NEW ZONE BOUNDARIES EFFECTIVE 12-13-11



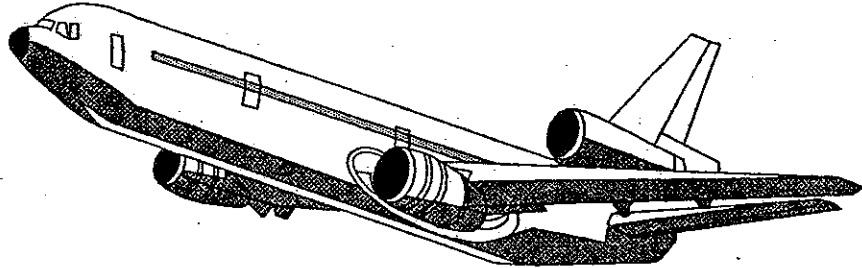
**2012  
CRIME COMPARISON  
CLEAR-UP RATE**

CRIME	FIRST 9 MONTHS 2012 ATLANTA CLEAR-UP RATE	NATIONAL AVERAGE CLEAR-UP RATE FOR CITIES 250,000 AND OVER *
CRIMINAL HOMICIDE	90%	61%
RAPE	76%	41%
ROBBERY	26%	25%
AGG. ASSAULT	64%	50%
BURGLARY	10%	9%
LARCENY	20%	17%
AUTO THEFT	8%	8%

\* National Average for Cities 250,000 and Over Based on Latest Annual (2010) FBI Uniform Crime Report



# APD



The Atlanta Airport  
UNIFORM CRIME REPORTING



SEPTEMBER 2012

SUPPORT SERVICES DIVISION  
INFORMATION SERVICES SECTION

**RETURN A - MONTHLY RETURN OF OFFENSES KNOWN TO THE POLICE**

1-720b (Rev. 8-30-94)  
OMB No. 1110-0001

This report is authorized by law Title 28, Section 534, U.S. Code. While you are not required to respond, your cooperation in forwarding this report by the 7th day after the close of the month to Uniform Crime Reports, Federal Bureau of Investigation, Washington, D.C. 20535, will assist in compiling comprehensive, accurate national crime figures on a timely basis.

1		2	3	4	5	6
CLASSIFICATION OF OFFENSES	Data Entry	OFFENSES REPORTED OR KNOWN TO POLICE (INCLUDE "UNFOUNDED" AND ATTEMPTS)	UNFOUNDED, I.E., FALSE OR BASELESS COMPLAINTS	NUMBER OF ACTUAL OFFENSES (COLUMN 2 MINUS COLUMN 3) INCLUDE ATTEMPTS	TOTAL OFFENSES CLEARED BY ARREST OR EXCEPTIONAL MEANS (INCLUDES COL. 6)	NUMBER OF CLEARANCES INVOLVING ONLY PERSONS UNDER 18 YEARS OF AGE
1. CRIMINAL HOMICIDE						
a. MURDER AND NONNEGLIGENT HOMICIDE	11	0	0	0	0	0
b. MANSLAUGHTER BY NEGLIGENCE	12					
2. FORCIBLE RAPE TOTAL	20	0	0	0	0	0
a. Rape by Force	21	0	0	0	0	0
b. Attempts to commit Forcible Rape	22	0	0	0	0	0
3. ROBBERY TOTAL	30	0	0	0	0	0
a. Firearm	31	0	0	0	0	0
b. Knife or Cutting Instrument	32	0	0	0	0	0
c. Other Dangerous Weapon	33	0	0	0	0	0
d. Strong-Arm (Hands, Fists, Feet, etc.)	34	0	0	0	0	0
4. ASSAULT TOTAL	40	7	0	7	4	0
a. Firearm	41	0	0	0	0	0
b. Knife or cutting instrument	42	0	0	0	0	0
c. Other Dangerous Weapon	43	0	0	0	0	0
d. Strong-Arm	44	0	0	0	0	0
e. Other Assaults - Simple, Not Aggravated	45	7	0	7	4	0
5. BURGLARY TOTAL	50	0	0	0	0	0
a. Forcible Entry	51	0	0	0	0	0
b. Unlawful Entry - No Force	52	0	0	0	0	0
c. Attempted Forcible Entry	53	0	0	0	0	0
6. LARCENY THEFT TOTAL (except Motor Vehicle Theft)	60	18	0	18	2	0
7. MOTOR VEHICLE THEFT TOTAL	70	1	0	1	0	0
a. Autos	71	1	0	1	0	0
b. Trucks and Buses	72	0	0	0	0	0
c. Other Vehicles	73	0	0	0	0	0
GRAND TOTAL	77	26	0	26	6	0

CHECKING ANY OF THE APPROPRIATE BLOCKS BELOW WILL ELIMINATE YOUR NEED TO SUBMIT REPORTS WHEN THE VALUES ARE ZERO. THIS WILL ALSO AID THE NATIONAL PROGRAM IN ITS QUALITY CONTROL EFFORTS.

- NO SUPPLEMENTARY HOMICIDE REPORT SUBMITTED SINCE NO MURDERS, JUSTIFIABLE HOMICIDES, OR MANSLAUGHTER BY NEGLIGENCE OCCURRED IN THIS JURISDICTION DURING THE MONTH.
- NO SUPPLEMENT TO RETURN A REPORT SINCE NO CRIME OFFENSES OR RECOVERY OF PROPERTY REPORTED DURING THE MONTH.
- NO LAW ENFORCEMENT OFFICERS KILLED OR ASSAULTED REPORT SINCE NONE OF THE OFFICERS WERE ASSAULTED OR KILLED DURING THE MONTH.

- NO AGE, SEX, AND RACE OF PERSONS ARRESTED UNDER 18 YEARS OF AGE REPORT SINCE NO ARRESTS OF PERSONS WITHIN THIS AGE GROUP.
- NO AGE, SEX, AND RACE OF PERSONS ARRESTED 18 YEARS OF AGE AND OVER REPORT SINCE NO ARRESTS OF PERSONS WITHIN THIS AGE GROUP.
- NO MONTHLY RETURN OF ARSON OFFENSES KNOWN TO LAW ENFORCEMENT REPORT SINCE NO ARSONS OCCURRED.

DO NOT USE THIS SPACE

	INITIALS
RECORDED	
EDITED	
ENTERED	
ADJUSTED	
WORKS	

\* TOTALS INCLUDE PREVIOUS OFFENSES

SEPTEMBER 2012

Month and Year of Report

GA 060240X

Agency Identifier

OCTOBER 16, 2012

Date

ATLANTA AIRPORT POLICE - GEORGIA

Agency and State

*[Signature]* LIEUTENANT  
Prepared By  
*[Signature]* CHIEF  
Chief, Commissioner, Sheriff, or Superintendent

## PROPERTY STOLEN BY CLASSIFICATION

CLASSIFICATION	DATA ENTRY	Number of Actual Offenses (Column 4 Return A)	Monetary Value of Property Stolen
1. MURDER AND NONNEGLIGENT MANSLAUGHTER	12	0	0.00
2. FORCIBLE RAPE	20	0	0.00
<b>3. ROBBERY</b>			
(a) HIGHWAY (streets, alleys, etc.)	31	0	0.00
(b) COMMERCIAL HOUSE (except c, d, and f)	32	0	0.00
(c) GAS OR SERVICE STATION	33	0	0.00
(d) CONVENIENCE STORE	34	0	0.00
(e) RESIDENCE (anywhere on premises)	35	0	0.00
(f) BANK	36	0	0.00
(g) MISCELLANEOUS	37	0	0.00
<b>TOTAL ROBBERY</b>	<b>30</b>	<b>0</b>	<b>\$ 0.00</b>
<b>5. BURGLARY - BREAKING OR ENTERING</b>			
(a) RESIDENCE (dwelling)			
(1) NIGHT (6 p.m. - 6 a.m.)	51	0	0.00
(2) DAY (6 a.m. - 6 p.m.)	52	0	0.00
(3) UNKNOWN	53	0	0.00
(b) NON-RESIDENCE (store, office, etc.)			
(1) NIGHT (6 p.m. - 6 a.m.)	54	0	0.00
(2) DAY (6 a.m. - 6 p.m.)	55	0	0.00
(3) UNKNOWN	56	0	0.00
<b>TOTAL BURGLARY</b>	<b>50</b>	<b>0</b>	<b>\$ 0.00</b>
<b>6. LARCENY - THEFT (Except Motor Vehicle Theft)</b>			
(a) \$200 AND OVER	61	10	14,578.00
(b) \$50 TO \$200	62	2	296.00
(c) UNDER \$50	63	6	11.00
<b>TOTAL LARCENY (Same as Item 6X)</b>	<b>60</b>	<b>18</b>	<b>\$ 14,885.00</b>
7. MOTOR VEHICLE THEFT (Include Alleged Joy Ride)	70	1	4,000.00
<b>GRAND TOTAL - ALL ITEMS</b>	<b>77</b>	<b>19</b>	<b>\$ 18,885.00</b>
<u>ADDITIONAL ANALYSIS OF LARCENY AND MOTOR VEHICLE THEFT</u>			
<b>6X. NATURE OF LARCENIES UNDER ITEM 6</b>			
(a) POCKET-PICKING	81	0	0.00
(b) PURSE-SNATCHING	82	0	0.00
(c) SHOPLIFTING	83	0	0.00
(d) FROM MOTOR VEHICLES (except e)	84	2	1,578.00
(e) MOTOR VEHICLE PARTS AND ACCESSORIES	85	2	310.00
(f) BICYCLES	86	0	0.00
(g) FROM BUILDING (except c and h)	87	3	1,001.00
(h) FROM ANY COIN-OPERATED MACHINES (parking meters, etc.)	88	1	500.00
(i) ALL OTHER	89	10	11,496.00
<b>TOTAL LARCENIES (Same as Item 6)</b>	<b>80</b>	<b>18</b>	<b>\$ 14,885.00</b>
<b>7X. MOTOR VEHICLES RECOVERED</b>			
(a) STOLEN LOCALLY AND RECOVERED LOCALLY	91	2	
(b) STOLEN LOCALLY AND RECOVERED BY OTHER JURISDICTIONS	92	0	
(c) TOTAL LOCALLY STOLEN MOTOR VEHICLES RECOVERED (a & b)	93	2	
(d) STOLEN IN OTHER JURISDICTIONS AND RECOVERED LOCALLY	90	2	

SUPPLEMENT TO RETURN A  
MONTHLY RETURN OF OFFENSES KNOWN TO THE POLICE

1-706 (Rev.8-30-94)  
Form Approved  
OMB No. 1110-0007

This report is authorized by law, Title 28, Section 534, U. S. Code. While you are not required to respond, your cooperation in submitting this report with the Return A will assist the FBI in compiling comprehensive, accurate figures on a timely basis.

This form deals with the nature of crime and the monetary value of property stolen and recovered. The total offenses recorded on the form should be the same as the number of actual offenses listed in Column 4 of the Return A for each crime class. Include attempted crimes on this form, but do not include unfounded offenses. If you cannot complete the report in all areas, please record as much information as is available. Tally sheets will be sent upon request.

PROPERTY BY TYPE AND VALUE

Type of Property (1)	Date Entry	Monetary Value of Property Stolen in Your Jurisdiction	
		Stolen (2)	Recovered (3)
(A) Currency, Notes, Etc.	01	\$ 480.00	0.00
(B) Jewelry and Precious Metals	02	6,000.00	0.00
(C) Clothing and Furs	03	0.00	0.00
(D) Locally Stolen Motor Vehicles	04	4,000.00	1.00
(E) Office Equipment	05	1,000.00	0.00
(F) Televisions, Radios, Stereos, Etc.	06	5,539.00	0.00
(G) Firearms	07	300.00	0.00
(H) Household Goods	08	0.00	0.00
(I) Consumable Goods	09	500.00	0.00
(J) Livestock	10	0.00	0.00
(K) Miscellaneous	11	1,066.00	0.00
<b>TOTAL</b>	<b>00</b>	<b>\$ 18,885.00</b>	<b>\$ 1.00</b>

The total of this column should agree with the Grand Total (DATA ENTRY 77) shown on page 2.

Include in this column all property recovered even though stolen in prior months. The above is an accounting for only that property stolen in your jurisdiction. This will include property recovered for you by other jurisdictions, but not property you recover for them.

OCTOBER 16, 2012

DATE

*[Signature]*

LIEUTENANT

PREPARED BY

TITLE

*[Signature]*

CHIEF

CHIEF, COMMISSIONER, SHERIFF OR SUPERINTENDENT

SEPTEMBER 2012

Month and Year of Report

GA 060240X

Agency Identifier

ATLANTA AIRPORT POLICE - GEORGIA

Agency and State

**ATLANTA AIRPORT POLICE  
AGE, SEX, AND RACE OF PERSONS ARRESTED  
17 YEARS OF AGE AND OVER**

MONTH SEPTEMBER

YEAR 2012

CLASSIFICATION OF OFFENSES	SEX	AGE OF PERSON ARRESTED																TOTAL	RACE				ETHNIC	
		17	18	19	20	21	22	23	24 29	30 34	35 39	40 44	45 49	50 54	55 59	60 64	65 UP		White	Black	Native Amer.	Asian/Pacific	Whi. Hispanic	Blck Hispanic
Murder/Nonnegligent Manslaughter	01a M																	0						
	F																	0						
Manslaughter by Negligence	01b M																	0						
	F																	0						
Forcible Rape	02 M																	0						
	F																	0						
Robbery	03 M																	0						
	F																	0						
Aggravated Assault	04 M																	0						
	F																	0						
Burglary- Breaking or Entering	05 M																	0						
	F																	0						
Larceny - Theft (except Motor Vehicle Theft)	06 M			1														1						
	F												1					1	1	1				
Motor Vehicle Theft	07 M																	0						
	F																	0						
Other Assaults	08 M										1	1						2						
	F									1	1							2	2	2				
Arson	09 M																	0						
	F																	0						
Forgery and Counterfeiting	10 M																	0						
	F																	0						
Fraud	11 M											1						1						
	F																	0		1				
Embezzlement	12 M																	0						
	F																	0						
Stolen Property; Buying, Receiving, Possessing	13 M																	0						
	F																	0						
Vandalism	14 M																	0						
	F																	0						
Weapons	15 M										1	2					1	4						
	F																1	1	2	3				

-36-

ATLANTA AIRPORT POLICE  
AGE, SEX, AND RACE OF PERSONS ARRESTED  
17 YEARS OF AGE AND OVER

MONTH SEPTEMBER

YEAR 2012

CLASSIFICATION OF OFFENSES	SEX	AGE OF PERSON ARRESTED																TOTAL	RACE				ETHNIC		
		17	18	19	20	21	22	23	24 29	30 34	35 39	40 44	45 49	50 54	55 59	60 64	65 UP		White	Black	Native Amer.	Asian/Pacific	Whi. Hispanic	Blck Hispanic	
Prostitution and Commercialized Vice	16	M																	0						
	F																			0					
Sex Offenses (except Rape and Prostitution)	17	M																	0						
	F																			0					
Drug Abuse Violations Grand Total	18	M	0	0	0	0	0	0	0	0	0	0	1	0	0	0	0	0	1						
	F	0	0	0	0	0	0	0	0	0	0	0	0	0	0	0	0	0	0	1	0	0	0	0	0
(1) Sale/Manufacturing Subtotal	180	M	0	0	0	0	0	0	0	0	0	0	0	0	0	0	0	0	0						
	F	0	0	0	0	0	0	0	0	0	0	0	0	0	0	0	0	0	0	0	0	0	0	0	0
Opium or Cocaine and their derivatives	a	M																	0						
	F																			0					
Marijuana	b	M																	0						
	F																			0					
Synthetic Narcotics	c	M																	0						
	F																			0					
Other Dangerous Non-Narcotic Drugs	d	M																	0						
	F																			0					
(2) Possession Subtotal	185	M	0	0	0	0	0	0	0	0	0	1	0	0	0	0	0	0	1						
	F	0	0	0	0	0	0	0	0	0	0	0	0	0	0	0	0	0	0	1	0	0	0	0	0
Opium or Cocaine and their derivatives	e.	M																	0						
	F																			0					
Marijuana	f	M										1							1						
	F																			0	1				
Synthetic Narcotics	g	M																	0						
	F																			0					
Other Dangerous Non-Narcotic Drugs	h	M																	0						
	F																			0					
Gambling Total	19	M	0	0	0	0	0	0	0	0	0	0	0	0	0	0	0	0	0						
	F	0	0	0	0	0	0	0	0	0	0	0	0	0	0	0	0	0	0	0	0	0	0	0	0
Bookmaking	a	M																	0						
	F																			0					
Numbers and Lottery	b	M																	0						
	F																			0					

-36a-

ATLANTA AIRPORT POLICE  
AGE, SEX, AND RACE OF PERSONS ARRESTED  
17 YEARS OF AGE AND OVER

MONTH SEPTEMBER

YEAR 2012

CLASSIFICATION OF OFFENSES	SEX	AGE OF PERSON ARRESTED																TOTAL	RACE				ETHNIC	
		17	18	19	20	21	22	23	24 29	30 34	35 39	40 44	45 49	50 54	55 59	60 64	65 UP		White	Black	Native Amer.	Asian/Pacific	Whi. Hispanic	Blck Hispanic
All Other Gambling	M																	0						
	F																	0						
Offenses Against Family And Children	M																	0						
	F																	0						
Driving Under the Influence	M										1							1						
	F																	0		1				
Liquor Laws	M																	0						
	F																	0						
Drunkenness	M									1								1						
	F								1									1	1	1				
Disorderly Conduct	M																	0						
	F																	0						
Vagrancy	M									1								1						
	F																	0		1				
All Other Offenses (except Traffic)	M			1					3	3	6	6	8	3	9	1	2	42						
	F												1		1			2	6	37		1		
Suspicion	M																	0						
	F																	0						
<b>TOTAL</b>		0	0	2	0	0	0	0	4	5	11	9	11	4	10	3	2	61	13	47	0	1	0	0

-36b-

SEPTEMBER 2012

Month and Year of Report

GA 060240X

Agency Identifier

OCTOBER 16, 2012

Date

*[Signature]*

Prepared By

LIEUTENANT

Title

*[Signature]*

Chief, Commissioner, Sheriff, or Superintendent

CHIEF

ATLANTA AIRPORT POLICE - GEORGIA

Agency and State



ATLANTA AIRPORT POLICE  
 AGE, SEX, AND RACE OF PERSONS ARRESTED  
 16 YEARS OF AGE AND UNDER

MONTH SEPTEMBER

YEAR 2012

CLASSIFICATION OF OFFENSES	SEX	AGE						RACE				ETHNIC		
		0	10	13	15	16	TOTAL	White	Black	Native Amer.	Asian/Pacific	Whi. Hispanic	Blck Hispanic	
		9	12	14										
Murder/Nonnegligent Manslaughter	01a	M					0							
	F						0							
Manslaughter by Negligence	01b	M					0							
	F						0							
Forcible Rape	02	M					0							
	F						0							
Robbery	03	M					0							
	F						0							
Aggravated Assault	04	M					0							
	F						0							
Burglary- Breaking or Entering	05	M					0							
	F						0							
Larceny - Theft (except Motor Vehicle Theft)	06	M					0							
	F						0							
Motor Vehicle Theft	07	M					0							
	F						0							
Other Assaults	08	M					0							
	F						0							
Arson	09	M					0							
	F						0							
Forgery and Counterfeiting	10	M					0							
	F						0							
Fraud	11	M					0							
	F						0							
Embezzlement	12	M					0							
	F						0							
Stolen Property; Buying, Receiving, Possessing	13	M					0							
	F						0							
Vandalism	14	M					0							
	F						0							
Weapons	15	M					0							
	F						0							
Prostitution and Commercialized Vice	16	M					0							
	F						0							

-36C-

**ATLANTA AIRPORT POLICE  
AGE, SEX, AND RACE OF PERSONS ARRESTED  
16 YEARS OF AGE AND UNDER**

MONTH SEPTEMBER

YEAR 2012

CLASSIFICATION OF OFFENSES	SEX	AGE						RACE				ETHNIC			
		0	10	13	15	16	TOTAL	White	Black	Native Amer.	Asian/Pacific	Whi. Hispanic	Blck Hispanic		
		9	12	14											
Sex Offenses (except Rape and Prostitution)	17	M						0							
	F							0							
Drug Abuse Violations	18	M	0	0	0	0	0	0							
	F	0	0	0	0	0	0	0	0	0	0	0	0	0	0
(1) Sale/Manufacturing Subtotal	180	M	0	0	0	0	0	0							
	F	0	0	0	0	0	0	0	0	0	0	0	0	0	0
Opium or Cocaine and their Derivatives	a	M						0							
	F							0							
Marijuana	b	M						0							
	F							0							
Synthetic Narcotics	c	M						0							
	F							0							
Other Dangerous Non-Narcotic Drugs	d	M						0							
	F							0							
(2) Possession Subtotal	185	M	0	0	0	0	0	0							
	F	0	0	0	0	0	0	0	0	0	0	0	0	0	0
Opium or Cocaine and their Derivatives	e	M						0							
	F							0							
Marijuana	f	M						0							
	F							0							
Synthetic Narcotics	g	M						0							
	F							0							
Other Dangerous Non-Narcotic Drugs	h	M						0							
	F							0							
Gambling Total	19	M	0	0	0	0	0	0							
	F	0	0	0	0	0	0	0	0	0	0	0	0	0	0
Bookmaking	a	M						0							
	F							0							
Numbers and Lottery	b	M						0							
	F							0							
All Other Gambling	c	M						0							
	F							0							
Offenses Against Family and Children	20	M						0							
	F							0							

-363-

**ATLANTA AIRPORT POLICE  
AGE, SEX, AND RACE OF PERSONS ARRESTED  
16 YEARS OF AGE AND UNDER**

MONTH SEPTEMBER

YEAR 2012

CLASSIFICATION OF OFFENSES	SEX	AGE						RACE				ETHNIC	
		0	10	13	15	16	TOTAL	White	Black	Native Amer.	Asian/Pacific	Whi. Hispanic	Blck Hispanic
		9	12	14									
Driving Under the Influence 21	M						0						
	F						0						
Liquor Laws 22	M						0						
	F						0						
Drunkenness 23	M						0						
	F						0						
Disorderly Conduct 24	M						0						
	F						0						
Vagrancy 25	M						0						
	F						0						
All Other Offenses (except Traffic) 26	M						0						
	F						0						
Suspicion 27	M						0						
	F						0						
Curfew and Loitering 28	M						0						
	F						0						
Run-Aways 29	M						0						
	F						0						
<b>Total</b>			0	0	0	0	0	0	0	0	0	0	0

-36e-

SEPTEMBER 2012

Month and Year of Report

GA 060240X

Agency Identifier

OCTOBER 16, 2012

Date

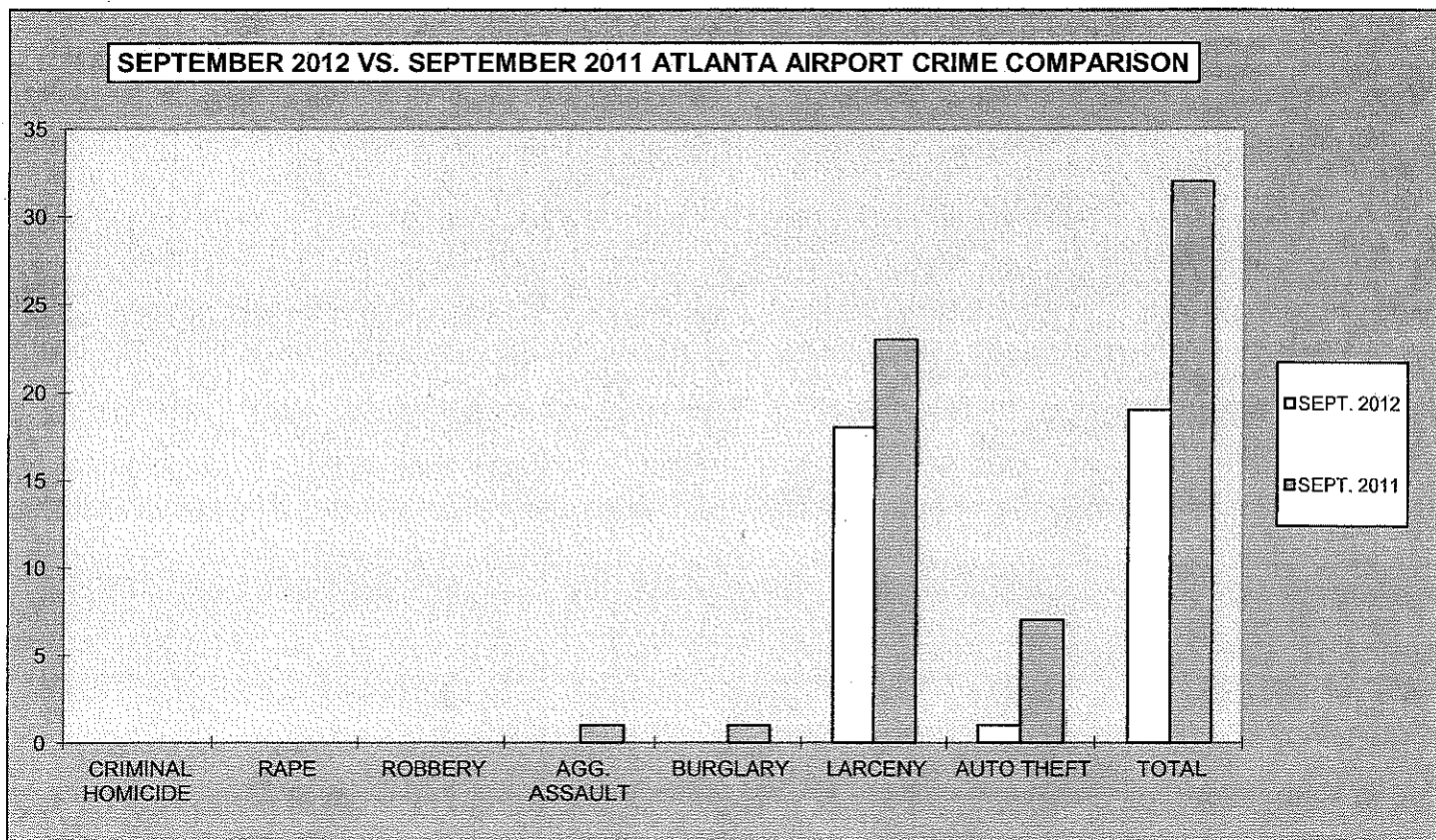
*A. Clayton Johnson* LIEUTENANT  
Prepared By

ATLANTA AIRPORT POLICE - GEORGIA  
Agency and State

*George M. Jones* CHIEF  
Chief, Commissioner, Sheriff, or Superintendent

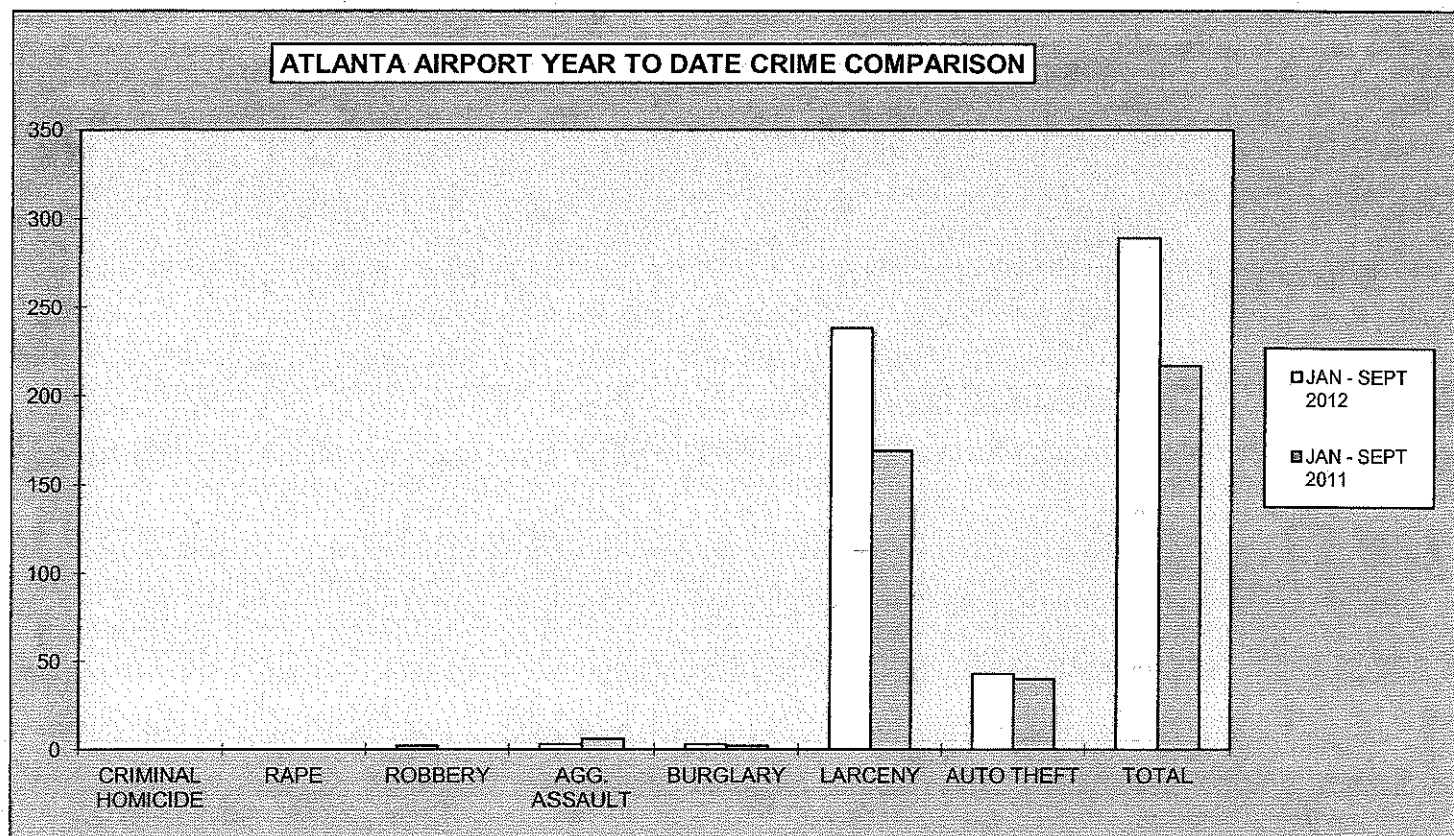
2012  
ATLANTA AIRPORT  
MONTHLY CRIME COMPARISON

CRIME	SEPT. 2012	SEPT. 2011	# DIFFERENCE	% DIFFERENCE
CRIMINAL HOMICIDE	0	0	0	0%
RAPE	0	0	0	0%
ROBBERY	0	0	0	0%
AGG. ASSAULT	0	1	-1	-100%
BURGLARY	0	1	-1	-100%
RESIDENCE	0	0	0	0%
NON-RESIDENCE	0	1	-1	-100%
LARCENY	18	23	-5	-22%
POCKETPICKING	0	0	0	0%
PURSE SNATCHING	0	0	0	0%
SHOPLIFTING	0	1	-1	-100%
FROM MOTOR VEHICLES	2	0	2	100%
MOTOR VEH. PARTS/ACCESSORIES	2	5	-3	-60%
BICYCLES	0	1	-1	-100%
FROM BUILDINGS	3	5	-2	-40%
FROM COIN OPERATED MACHINES	1	1	0	0%
ALL OTHER	10	10	0	0%
AUTO THEFT	1	7	-6	-86%
<b>TOTAL</b>	<b>19</b>	<b>32</b>	<b>-13</b>	<b>-41%</b>



**2012  
ATLANTA AIRPORT  
YEAR TO DATE CRIME COMPARISON**

<b>FIRST 9 MONTHS</b>				
CRIME	JAN - SEPT 2012	JAN - SEPT 2011	# DIFFERENCE	% DIFFERENCE
CRIMINAL HOMICIDE	0	0	0	0%
RAPE	0	0	0	0%
ROBBERY	2	0	2	100%
AGG. ASSAULT	3	6	-3	-50%
BURGLARY	3	2	1	50%
RESIDENCE	0	0	0	0%
NON-RESIDENCE	3	2	1	50%
LARCENY	238	169	69	41%
POCKETPICKING	3	1	2	200%
PURSE SNATCHING	1	0	1	100%
SHOPLIFTING	8	11	-3	-27%
FROM MOTOR VEHICLES	40	22	18	82%
MOTOR VEH. PARTS/ACCESSORIES	27	14	13	93%
BICYCLES	0	1	-1	-100%
FROM BUILDINGS	58	34	24	71%
FROM COIN OPERATED MACHINES	4	2	2	100%
ALL OTHER	97	84	13	15%
AUTO THEFT	43	40	3	8%
<b>TOTAL</b>	<b>289</b>	<b>217</b>	<b>72</b>	<b>33%</b>



**2012  
ATLANTA AIRPORT  
ARREST COMPARISON**

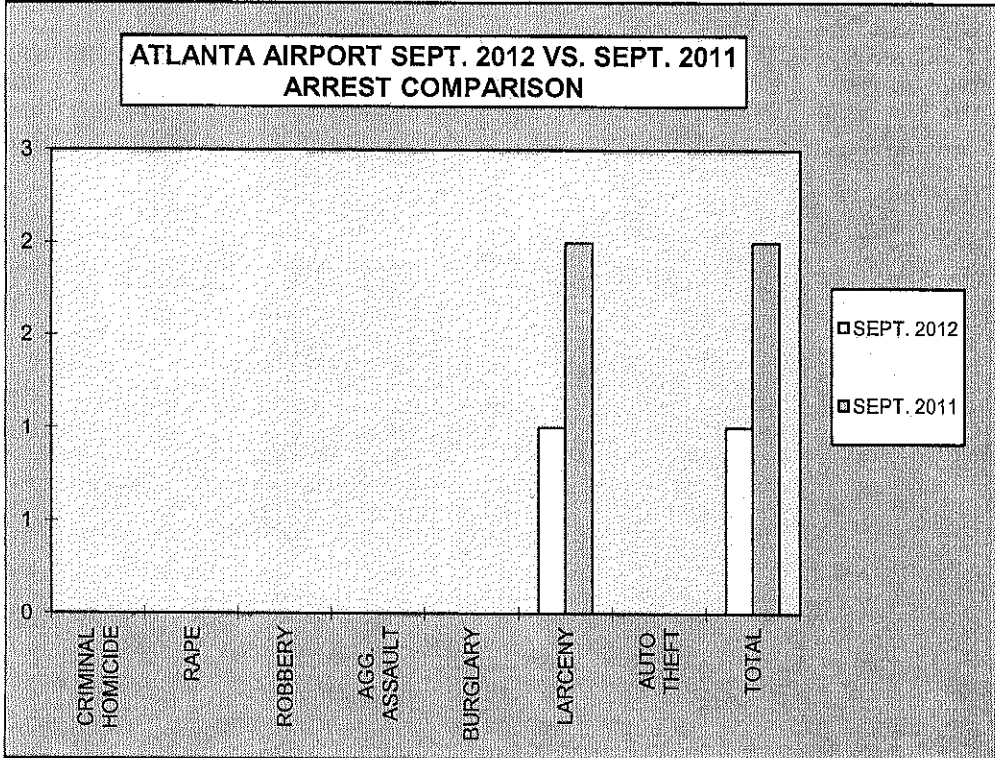
**SEPTEMBER ARREST COMPARISON**

CRIME	SEPT. 2012	SEPT. 2011	# DIFFERENCE	% DIFFERENCE
CRIMINAL HOMICIDE	0	0	0	0%
RAPE	0	0	0	0%
ROBBERY	0	0	0	0%
AGG. ASSAULT	0	0	0	0%
BURGLARY	0	0	0	0%
LARCENY	1	2	-1	-50%
AUTO THEFT	0	0	0	0%
<b>TOTAL</b>	<b>1</b>	<b>2</b>	<b>-1</b>	<b>-50%</b>

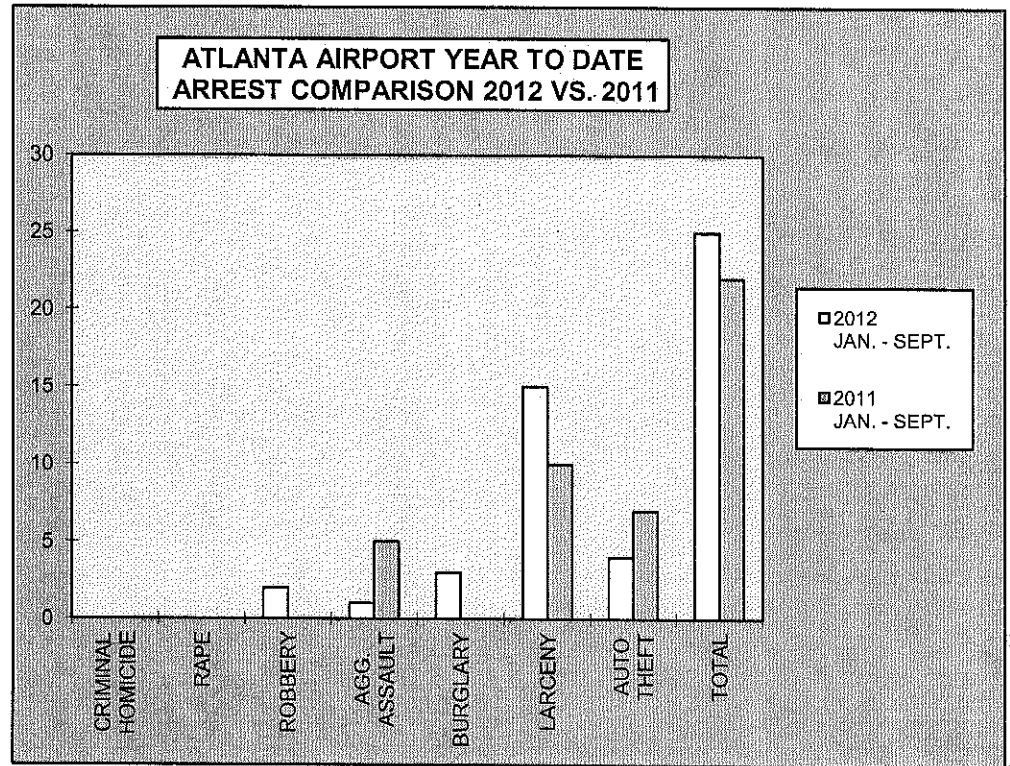
**FIRST 9 MONTHS ARREST COMPARISON**

CRIME	2012 JAN. - SEPT.	2011 JAN. - SEPT.	# DIFFERENCE	% DIFFERENCE
CRIMINAL HOMICIDE	0	0	0	0%
RAPE	0	0	0	0%
ROBBERY	2	0	2	100%
AGG. ASSAULT	1	5	-4	-80%
BURGLARY	3	0	3	100%
LARCENY	15	10	5	50%
AUTO THEFT	4	7	-3	-43%
<b>TOTAL</b>	<b>25</b>	<b>22</b>	<b>3</b>	<b>14%</b>

**ATLANTA AIRPORT SEPT. 2012 VS. SEPT. 2011  
ARREST COMPARISON**



**ATLANTA AIRPORT YEAR TO DATE  
ARREST COMPARISON 2012 VS. 2011**



**2012  
ATLANTA AIRPORT  
CLEAR-UP RATE**

CRIME	ATLANTA AIRPORT SEPT. 2012 CLEAR-UP RATE	ATLANTA AIRPORT SEPT. 2011 CLEAR-UP RATE
CRIMINAL HOMICIDE	0%	0%
RAPE	0%	0%
ROBBERY	0%	0%
AGG. ASSAULT	0%	0%
BURGLARY	0%	0%
LARCENY	11%	13%
AUTO THEFT	0%	0%

