

# FBI

UNIFORM CRIME REPORTING

ATLANTA POLICE DEPARTMENT

226 PEACHTREE STREET, SW

ATLANTA, GEORGIA 30303



DECEMBER 2017

SUPPORT SERVICES DIVISION  
INFORMATION SERVICES SECTION

## TABLE OF CONTENTS

	Page
U. C. R. COMPARATIVE CRIME REPORT -----	1
RETURN A - MONTHLY RETURN OF OFFENSES KNOWN TO THE POLICE -----	2
PROPERTY STOLEN BY CLASSIFICATION -----	3
	3a
LAW ENFORCEMENT OFFICERS KILLED OR ASSAULTED -----	4
MONTHLY RETURN OF ARSON OFFENSES KNOWN TO LAW ENFORCEMENT -----	5
POLICE DISPOSITION OF JUVENILES -----	6
SUPPLEMENTARY HOMICIDE REPORT -----	7
SEX AND RACE OF PERSONS ARRESTED -----	8
	8a-8e
HOMICIDE COMPARISON REPORT -----	9
HOMICIDE BREAKDOWN REPORT -----	10
SEVEN MAJOR CRIMES - MONTHLY CRIME COMPARISON -----	11
SEVEN MAJOR CRIMES - YEAR TO DATE CRIME COMPARISON -----	12
SEVEN MAJOR CRIMES ARREST MONTHLY AND YEAR TO DATE COMPARISON -----	13
CRIMES AGAINST PERSONS MONTHLY AND YEAR TO DATE COMPARISON -----	14
CRIMES AGAINST PROPERTY MONTHLY AND YEAR TO DATE COMPARISON -----	15
CRIMES AGAINST PERSONS & PROPERTY MONTHLY COMPARISON BY ZONES -----	16
CRIMES AGAINST PERSONS & PROPERTY YEAR TO DATE COMPARISON BY ZONES ----	17
SEVEN MAJOR CRIMES MONTHLY CRIME COMPARISON BY ZONES -----	18
SEVEN MAJOR CRIMES - YEAR TO DATE CRIME COMPARISON BY ZONES -----	19
SEVEN MAJOR CRIMES - MONTHLY CRIME COMPARISON - ZONE 1 -----	20
SEVEN MAJOR CRIMES - YEAR TO DATE CRIME COMPARISON - ZONE 1 -----	21
SEVEN MAJOR CRIMES - MONTHLY CRIME COMPARISON - ZONE 2 -----	22
SEVEN MAJOR CRIMES - YEAR TO DATE CRIME COMPARISON - ZONE 2 -----	23
SEVEN MAJOR CRIMES - MONTHLY CRIME COMPARISON - ZONE 3 -----	24
SEVEN MAJOR CRIMES - YEAR TO DATE CRIME COMPARISON - ZONE 3 -----	25
SEVEN MAJOR CRIMES - MONTHLY CRIME COMPARISON - ZONE 4 -----	26
SEVEN MAJOR CRIMES - YEAR TO DATE CRIME COMPARISON - ZONE 4 -----	27
SEVEN MAJOR CRIMES - MONTHLY CRIME COMPARISON - ZONE 5 -----	28
SEVEN MAJOR CRIMES - YEAR TO DATE CRIME COMPARISON - ZONE 5 -----	29
SEVEN MAJOR CRIMES - MONTHLY CRIME COMPARISON - ZONE 6 -----	30
SEVEN MAJOR CRIMES - YEAR TO DATE CRIME COMPARISON - ZONE 6 -----	31
CLEAR-UP RATE COMPARISON -----	32
<b>ATLANTA AIRPORT</b> -----	<b>33</b>
RETURN A - MONTHLY RETURN OF OFFENSES KNOWN TO THE POLICE -----	34
PROPERTY STOLEN BY CLASSIFICATION -----	35
	35a
SEX AND RACE OF PERSONS ARRESTED -----	36
	36a-36e
SEVEN MAJOR CRIMES - MONTHLY CRIME COMPARISON -----	37
SEVEN MAJOR CRIMES - YEAR TO DATE CRIME COMPARISON -----	38
SEVEN MAJOR CRIMES ARREST MONTHLY AND YEAR TO DATE COMPARISON -----	39
CLEAR-UP RATE COMPARISON -----	40

**DECEMBER 2017**  
**U.C.R. COMPARATIVE CRIME REPORT**  
**SUPPORT SERVICES DIVISION**  
**RECORDS SECTION**

	DECEMBER 2017		DECEMBER 2016		COMPARATIVE ACTUAL	% CHANGE ACTUAL	COMPARATIVE CLEARED	% CHANGE CLEARED
MURDER	1	5	6	3	-5	-83%	2	67%
RAPE	14	8	19	3	-5	-26%	5	167%
ROBBERY	114	23	143	33	-29	-20%	-10	-30%
AGG. ASSAULT	180	79	203	83	-23	-11%	-4	-5%
BURGLARY - RESIDENCE	226		314		-88	-28%		
BURGLARY - NON-RESIDENCE	72	25	108	19	-36	-33%	6	32%
LARCENY - \$200 AND OVER	325		269		56	21%		
LARCENY - \$50 TO \$199	81	231	81	187	0	0%	44	24%
LARCENY - UNDER \$50	1,122		1,154		-32	-3%		
AUTO THEFT	320	35	314	22	6	2%	13	59%
<b>TOTAL</b>	<b>2,455</b>		<b>2,611</b>		<b>-156</b>	<b>-6%</b>		
AUTOS RECOVERED	102		65		37	57%		

	2017 JANUARY - DECEMBER		2016 JANUARY - DECEMBER		COMPARATIVE ACTUAL	% CHANGE ACTUAL	COMPARATIVE CLEARED	% CHANGE CLEARED
MURDER	79	81	111	77	-32	-29%	4	5%
RAPE	282	72	136	51	146	107%	21	41%
ROBBERY	1,413	317	2,070	468	-657	-32%	-151	-32%
AGG. ASSAULT	2,730	1,544	2,810	1,402	-80	-3%	142	10%
BURGLARY - RESIDENCE	2,624		3,433		-809	-24%		
BURGLARY - NON-RESIDENCE	766	264	978	334	-212	-22%	-70	-21%
LARCENY - \$200 AND OVER	3,426		3,186		240	8%		
LARCENY - \$50 TO \$199	902	2,157	847	2,339	55	6%	-182	-8%
LARCENY - UNDER \$50	11,976	283	12,367	332	-391	-3%	-49	-15%
AUTO THEFT	3,297		3,993		-696	-17%		
<b>TOTAL</b>	<b>27,495</b>		<b>29,931</b>		<b>-2,436</b>	<b>-8%</b>		
AUTOS RECOVERED	787		884		-97	-11%		

**RETURN A - MONTHLY RETURN OF OFFENSES KNOWN TO THE POLICE**

1-720b (Rev. 8-30-94)  
OMB No. 1110-0001

This report is authorized by law Title 28, Section 534, U.S. Code. While you are not required to respond, your cooperation in forwarding this report by the 7th day after the close of the month to Uniform Crime Reports, Federal Bureau of Investigation, Washington, D.C. 20535, will assist in compiling comprehensive, accurate national crime figures on a timely basis.

1	2	3	4	5	6
CLASSIFICATION OF OFFENSES	OFFENSES REPORTED OR KNOWN TO POLICE (INCLUDE "UNFOUNDED" AND ATTEMPTS)	UNFOUNDED, I.E., FALSE OR BASELESS COMPLAINTS	NUMBER OF ACTUAL OFFENSES (COLUMN 2 MINUS COLUMN 3) INCLUDE ATTEMPTS	TOTAL OFFENSES CLEARED BY ARREST OR EXCEPTIONAL MEANS (INCLUDES COL. 6)	NUMBER OF CLEARANCES INVOLVING ONLY PERSONS UNDER 18 YEARS OF AGE
1. CRIMINAL HOMICIDE					
a. MURDER AND NONNEGLIGENT HOMICIDE	11	3	2	1	5
b. MANSLAUGHTER BY NEGLIGENCE	12				0
2. FORCIBLE RAPE TOTAL	20	17	3	14	8
a. Rape by Force	21	15	3	12	7
b. Attempts to commit Forcible Rape	22	2	0	2	1
3. ROBBERY TOTAL	30	115	1	114	23
a. Firearm	31	77	1	76	15
b. Knife or Cutting Instrument	32	3	0	3	1
c. Other Dangerous Weapon	33	9	0	9	2
d. Strong-Arm (Hands, Fists, Feet, etc.)	34	26	0	26	5
4. ASSAULT TOTAL	40	581	7	574	266
a. Firearm	41	100	3	97	30
b. Knife or cutting instrument	42	21	0	21	8
c. Other Dangerous Weapon	43	48	1	47	33
d. Strong-Arm	44	15	0	15	8
e. Other Assaults - Simple, Not Aggravated	45	397	3	394	187
5. BURGLARY TOTAL	50	300	2	298	25
a. Forcible Entry	51	207	1	206	19
b. Unlawful Entry - No Force	52	75	1	74	6
c. Attempted Forcible Entry	53	18	0	18	0
6. LARCENY THEFT TOTAL (except Motor Vehicle Theft)	60	1,578	50	1,528	231
7. MOTOR VEHICLE THEFT TOTAL	70	337	17	320	35
a. Autos	71	309	15	294	35
b. Trucks and Buses	72	18	2	16	0
c. Other Vehicles	73	10	0	10	0
GRAND TOTAL	77	2,931	82	2,849	593

CHECKING ANY OF THE APPROPRIATE BLOCKS BELOW WILL ELIMINATE YOUR NEED TO SUBMIT REPORTS WHEN THE VALUES ARE ZERO. THIS WILL ALSO AID THE NATIONAL PROGRAM IN ITS QUALITY CONTROL EFFORTS.

- NO SUPPLEMENTARY HOMICIDE REPORT SUBMITTED SINCE NO MURDERS, JUSTIFIABLE HOMICIDES, OR MANSLAUGHTER BY NEGLIGENCE OCCURRED IN THIS JURISDICTION DURING THE MONTH.
- NO SUPPLEMENT TO RETURN A REPORT SINCE NO CRIME OFFENSES OR RECOVERY OF PROPERTY REPORTED DURING THE MONTH.
- NO LAW ENFORCEMENT OFFICERS KILLED OR ASSAULTED REPORT SINCE NONE OF THE OFFICERS WERE ASSAULTED OR KILLED DURING THE MONTH.

- NO AGE, SEX, AND RACE OF PERSONS ARRESTED UNDER 18 YEARS OF AGE REPORT SINCE NO ARRESTS OF PERSONS WITHIN THIS AGE GROUP.
- NO AGE, SEX, AND RACE OF PERSONS ARRESTED 18 YEARS OF AGE AND OVER REPORT SINCE NO ARRESTS OF PERSONS WITHIN THIS AGE GROUP.
- NO MONTHLY RETURN OF ARSON OFFENSES KNOWN TO LAW ENFORCEMENT REPORT SINCE NO ARSONS OCCURRED.

DO NOT USE THIS SPACE

	INITIALS
RECORDED	
EDITED	
ENTERED	
ADJUSTED	
CHECKED	

\* TOTALS INCLUDE PREVIOUS OFFENSES

DECEMBER 2017

Month and Year of Report

GAAPD 0000

Agency Identifier

JANUARY 27, 2018

Date

ATLANTA POLICE DEPARTMENT - GEORGIA

Agency and State

*[Signature]*  
Prepared By

LIEUTENANT  
Title

*[Signature]*  
Chief, Commissioner, Sheriff, or Superintendent

CHIEF

**PROPERTY STOLEN BY CLASSIFICATION**

CLASSIFICATION		Number of Actual (Column 4)	Offenses Return A)	Monetary Value of Property Stolen
1.	MURDER AND NONNEGLIGENT MANSLAUGHTER	12	1	\$ 0.00
2.	FORCIBLE RAPE	20	14	\$ 0.00
3.	ROBBERY			
(a)	HIGHWAY (streets, alleys, etc.)	31	75	34,962.00
(b)	COMMERCIAL HOUSE (except c, d, and f)	32	11	3,877.00
(c)	GAS OR SERVICE STATION	33	0	0.00
(d)	CONVENIENCE STORE	34	2	902.00
(e)	RESIDENCE (anywhere on premises)	35	13	2,140.00
(f)	BANK	36	1	0.00
(g)	MISCELLANEOUS	37	12	32,136.00
	<b>TOTAL ROBBERY</b>	<b>30</b>	<b>114</b>	<b>\$ 74,017.00</b>
5.	BURGLARY - BREAKING OR ENTERING			
(a)	RESIDENCE (dwelling)			
(1)	NIGHT (6 p.m. - 6 a.m.)	51	83	113,551.00
(2)	DAY (6 a.m. - 6 p.m.)	52	143	856,689.00
(3)	UNKNOWN	53	0	0.00
(b)	NON-RESIDENCE (store, office, etc.)			
(1)	NIGHT (6 p.m. - 6 a.m.)	54	46	23,800.00
(2)	DAY (6 a.m. - 6 p.m.)	55	26	82,897.00
(3)	UNKNOWN	56	0	0.00
	<b>TOTAL BURGLARY</b>	<b>50</b>	<b>298</b>	<b>\$ 1,076,937.00</b>
6.	LARCENY - THEFT (Except Motor Vehicle Theft)			
(a)	\$200 AND OVER	61	325	648,734.00
(b)	\$50 TO \$200	62	81	8,458.00
(c)	UNDER \$50	63	1,122	3,217.00
	<b>TOTAL LARCENY (Same as Item 6X)</b>	<b>60</b>	<b>1,528</b>	<b>\$ 660,409.00</b>
7.	MOTOR VEHICLE THEFT (Include Alleged Joy Ride)	70	320	\$ 216,750.00
	<b>GRAND TOTAL - ALL ITEMS</b>	<b>77</b>		<b>\$ 2,028,113.00</b>
<b>ADDITIONAL ANALYSIS OF LARCENY AND MOTOR VEHICLE THEFT</b>				
6X.	NATURE OF LARCENIES UNDER ITEM 6			
(a)	POCKET-PICKING	81	6	2,191.00
(b)	PURSE-SNATCHING	82	14	12,296.00
(c)	SHOPLIFTING	83	267	41,321.00
(d)	FROM MOTOR VEHICLES (except e)	84	895	493,633.00
(e)	MOTOR VEHICLE PARTS AND ACCESSORIES	85	68	6,283.00
(f)	BICYCLES	86	18	1,716.00
(g)	FROM BUILDING (except o and h)	87	99	36,104.00
(h)	FROM ANY COIN-OPERATED MACHINES (parking meters, etc.)	88	2	2.00
(i)	ALL OTHER	89	159	66,863.00
	<b>TOTAL LARCENIES (Same as Item 6)</b>	<b>80</b>	<b>1,528</b>	<b>\$ 660,409.00</b>
7X.	MOTOR VEHICLES RECOVERED			
(a)	STOLEN LOCALLY AND RECOVERED LOCALLY	91	34	
(b)	STOLEN LOCALLY AND RECOVERED BY OTHER JURISDICTIONS	92	68	
(c)	TOTAL LOCALLY STOLEN MOTOR VEHICLES RECOVERED (a & b)	93	102	
(d)	STOLEN IN OTHER JURISDICTIONS AND RECOVERED LOCALLY	90	N/A	

SUPPLEMENT TO RETURN A  
MONTHLY RETURN OF OFFENSES KNOWN TO THE POLICE

1-706 (Rev.8-30-94)  
Form Approved  
OMB No. 1110-0007

This report is authorized by law, Title 28, Section 534, U. S. Code. While you are not required to respond, your cooperation in submitting this report with the Return A will assist the FBI in compiling comprehensive, accurate figures on a timely basis.

This form deals with the nature of crime and the monetary value of property stolen and recovered. The total offenses recorded on the form should be the same as the number of actual offenses listed in Column 4 of the Return A for each crime class. Include attempted crimes on this form, but do not include unfounded offenses. If you cannot complete the report in all areas, please record as much information as is available. Tally sheets will be sent upon request.

PROPERTY BY TYPE AND VALUE

Type of Property (1)	Data Entry	Monetary Value of Property Stolen in Your Jurisdiction	
		Stolen (2)	Recovered (3)
(A) Currency, Notes, Etc.	01	\$ 528,719.00	\$ 0.00
(B) Jewelry and Precious Metals	02	532,306.00	0.00
(C) Clothing and Furs	03	85,769.00	0.00
(D) Locally Stolen Motor Vehicles	04	216,750.00	122,584.00
(E) Office Equipment	05	8,089.00	0.00
(F) Televisions, Radios, Stereos, Etc.	06	271,670.00	1.00
(G) Firearms	07	15,481.00	0.00
(H) Household Goods	08	32,427.00	0.00
(I) Consumable Goods	09	2,589.00	0.00
(J) Livestock	10	0.00	0.00
(K) Miscellaneous	11	334,313.00	1.00
<b>TOTAL</b>	<b>00</b>	<b>\$ 2,028,113.00</b>	<b>\$ 122,586.00</b>

The total of this column should agree with the Grand Total (DATA ENTRY 77) shown on page 2.

Include in this column all property recovered even though stolen in prior months. The above is an accounting for only that property stolen in your jurisdiction. This will include property recovered for you by other jurisdictions, but not property you recover for them.

DATE JANUARY 27, 2018

PREPARED BY [Signature] LIEUTENANT  
TITLE

[Signature] CHIEF  
CHIEF, COMMISSIONER, SHERIFF OR SUPERINTENDENT

DECEMBER 2017 Month and Year of Report

GAAPD 0000 Agency Identifier

ATLANTA POLICE DEPARTMENT - GEORGIA  
Agency and State

**LAW ENFORCEMENT OFFICERS KILLED OR ASSAULTED**

It is requested this report be completed and transmitted with monthly crime reports to: Director, Federal Bureau of Investigation, Uniform Crime Reports, Washington, D. C. 20535. This form should be used to report the number of your officers who were assaulted or killed in the line of duty during the month. Additional information concerning officers killed will be requested by a separate questionnaire.

**OFFICERS KILLED**

Number of your law enforcement officers killed in the line of duty this month.

By felonious act

0

By accident or negligence

0

Officers Assaulted (Do not include officers killed) - See other side for instructions.

Type of Activity	Total Assaults by Weapon A	Type of Weapon					Type of Assignment						Police Assaults Cleared M	
		Firearm B	Knife or Other Cutting Instrument C	Other Dangerous Weapon D	Hands, Fists, Feet, etc. E	Two-Officer Vehicle F	One-Officer Vehicle		Detective or Special Assign.		Other			
							Alone G	As-sisted H	Alone I	As-sisted J	Alone K	As-sisted L		
1. Responding to "Disturbance" calls (family quarrels, man with gun, etc.)	0													
2. Burglaries in progress or pursuing burglary suspects	0													
3. Robberies in progress or pursuing robbery suspects	0													
4. Attempting other arrests	1				1							1	1	
5. Civil disorder (riot, mass disobedience)	0													
6. Handling, transporting, custody of prisoners	5				5		3	2						5
7. Investigating suspicious persons or circumstances	0													
8. Ambush - no warning	0													
9. Mentally deranged	0													
10. Traffic pursuits and stops	0													
11. All Other	2			1	1			2						2
<b>12. TOTAL (1-11)</b>	<b>8</b>	<b>0</b>	<b>0</b>	<b>1</b>	<b>7</b>	<b>0</b>	<b>3</b>	<b>4</b>	<b>0</b>	<b>0</b>	<b>0</b>	<b>1</b>	<b>8</b>	
13. Number with personal injury	1				1									
14. Number without personal injury	7			1	6									
15. Time of assaults														
AM	2		2			1								
PM	1			2										

12:01 2:00 4:00 6:00 8:00 10:00 12:00

DO NOT WRITE HERE

Recorded	Initials
Edited	
Punched	
Verified	
Adjusted	
DOJ/FBI	

DECEMBER 2017

Month and Year

GAAPD 0000

Agency Identifier

LIEUTENANT

Title

ATLANTA POLICE DEPARTMENT

Agency

GEORGIA

State

*[Signature]*  
Prepared By  
*[Signature]*

Chief, Sheriff, Commissioner, Superintendent

CHIEF

MONTHLY RETURN OF ARSON OFFENSES KNOWN TO LAW ENFORCEMENT

DO-73 (2-11-82)  
Form Approved  
OMB No. 1110-0008

This report is authorized by law Title 28, Section 534, United States Code, and the enactment of the fiscal year 1979, Department of Justice Authorization Bill S. 3151. While you are not required to respond, your cooperation in using this form to report all incidents of arson which become known to your department during the month will assist the FBI in compiling comprehensive, accurate data on a timely basis. Instructions appear on reverse side.

1 PROPERTY CLASSIFICATION	2 Offenses Reported or Known to Police (Include Unfounded and Attempts)	3 Unfounded, i.e. False or Baseless Complaints	4 Number of Actual Offenses (Column 2 Minus Column 3 (Include Attempts))	5 Total Offenses Cleared by Arrest or Exceptional Means (Include Column 6)	6 Number of Clearances Involving Only Persons Under 18 Years of Age	7 Offenses Where Structures Uninhabited, Abandoned, or not Normally in Use	8 Estimated Value of Property Damage
<b>STRUCTURAL</b>							
A. Single Occupancy Residential: Houses, Townhouses, Duplexes, etc.	16	14	2	1		1	\$ 250,000.
B. Other Residential: Apartments, Tenements, Flats, Hotels, Motels, Inns, Dormitories, Boarding Houses, etc.	3	3					\$
C. Storage: Barns, Garages, Warehouses, etc.							\$
D. Industrial/Manufacturing							\$
E. Other Commercial: Stores, Restaurants, Offices, etc.							\$
F. Community/Public: Churches, Jails, Schools, Colleges, Hospitals, etc.							\$
G. All Other Structure: Out Buildings, Monuments, Buildings Under Construction, etc.	2	2					\$
TOTAL STRUCTURE	21	19	2	1		1	\$ 250,000.
<b>MOBILE</b>							
H. Motor Vehicles: Automobiles, Trucks, Buses, Motorcycles, etc.;; UCR Definition	2		2				\$ 17,500.
I. Other Mobile Property: Trailers, Recreational Vehicles, Airplanes, Boats, etc.							\$
TOTAL MOBILE	2		2				\$ 17,500.
J. TOTAL OTHER: Crops, Timber, Fences, Signs, etc.	2	1	1				\$ 2,000.
GRAND TOTAL	25	20	5	1		1	\$ 269,500.

Agency Identifier GAAPD 0000 Month DECEMBER 2017  
 Agency ATLANTA POLICE DEPARTMENT State GEORGIA  
 Prepared by [Signature] LIEUTENANT  
CHIEF  
 Chief, Commissioner, Sheriff, or Superintendent

DO NOT WRITE HERE				
Recorded				
Edited				
Entered				
Adjusted				
Corres.				



AGENCY IDENTIFIER GAAPD 0000 REPORTING PERIOD DECEMBER 2017

AGENCY NAME ATLANTA POLICE DEPARTMENT

POLICE DISPOSITION OF JUVENILES

-Not to include neglect or traffic cases-

- 1. Handled within Department and released  
(Warning, released to parents, etc.) \_\_\_\_\_
  - 2. Referred to juvenile court or probation department. \_\_\_\_\_ 54
  - 3. Referred to welfare agency. \_\_\_\_\_
  - 4. Referred to other police agency. \_\_\_\_\_
  - 5. Referred to criminal or adult court. \_\_\_\_\_
- TOTAL \_\_\_\_\_ 54

JANUARY 27, 2018  
DATE

[Signature] LIEUTENANT  
PREPARED BY TITLE

[Signature] CHIEF  
APPROVED BY TITLE

GCIC USE ONLY

Recorded	_____
Reviewed	_____
Punched	_____
Verified	_____

RETURN TO  
 Georgia Crime Information Center/Uniform Crime Reporting  
 P. O. Box 1456  
 Atlanta, Georgia 30301

Return on or before the 7th of the following month

GCIC/UCR-012(9/74)

SUPPLEMENTARY HOMICIDE REPORT

This report is authorized by law Title 28, Section 534, United States Code. While you are not required to respond, your cooperation in using this form to list data pertaining to all homicides reported on your Return A will assist the FBI in compiling comprehensive, accurate data regarding this important classification on a timely basis.

1a. Murder and Nonnegligent Manslaughter

List below specific information for all offenses shown in item 1a of the monthly Return A. In addition, list all justifiable killings of felons by a citizen or by a peace officer in the line of duty. A brief explanation in the circumstances column regarding unfounded homicide offenses will aid the national Uniform Crime Reporting Program in editing the reports.

Incident	Situation*	Victim **			Offender**			Data Code		Weapon Used (Handgun, Rifle, Shotgun, Club, Poison, etc.)	Relationship of Victim to Offender (Husband, Wife, Son, Father, Acquaintance, Neighbor, Stranger, etc.)	Circumstances (Victim shot by robber, robbery victim shot robber, killed by patron during barroom brawl, etc.)
		Age	Sex	Race	Ethnicity	Age	Sex	Race	Ethnicity			
	A	42	M	B	N	41	F	B	N	HANDGUN	HUSBAND	OTHER - DOMESTIC
	B	46	M	B	N					HANDGUN	UNKNOWN	FELON KILLED BY PRIVATE CITIZEN *
	B	25	M	B	N	26	M	B	N	HANDGUN	STRANGER	FELON KILLED BY PRIVATE CITIZEN *

\*\* - See reverse side for explanation

DO NOT WRITE HERE				
Recorded				
Edited				
Punched				
Verified				
Adjusted				

DECEMBER 2017  
Month and Year

GAAPD 0000  
Agency Identifier

ATLANTA POLICE DEPARTMENT  
Agency

GEORGIA  
State

Prepared By: *[Signature]*  
Title: LIEUTENANT

Chief, Sheriff, Commissioner, Superintendent: *[Signature]*  
Title: CHIEF

SUPPLEMENTARY HOMICIDE REPORT

This report is authorized by law Title 28, Section 534, United States Code. While you are not required to respond, your cooperation in using this form to list data pertaining to all homicides reported on your Return A will assist the FBI in compiling comprehensive, accurate data regarding this important classification on a timely basis.

1a. Murder and Nonnegligent Manslaughter

List below specific information for all offenses shown in item 1a of the monthly Return A. In addition, list all justifiable killings of felons by a citizen or by a peace officer in the line of duty. A brief explanation in the circumstances column regarding unfounded homicide offenses will aid the national Uniform Crime Reporting Program in editing the reports.

Incident	Victim**			Offender**			Data Code		Weapon Used (Handgun, Rifle, Shotgun, Club, Poison, etc.)	Relationship of Victim to Offender (Husband, Wife, Son, Father, Acquaintance, Neighbor, Stranger, etc.)	Circumstances (Victim shot by robber, robbery victim shot robber, killed by patron during barroom brawl, etc.)
	Age	Sex	Race	Ethnicity	Age	Sex	Race	Ethnicity			
A	21	F	W	N	51	M	W	N	HANDGUN	EX-GIRLFRIEND	REVENGE
B	23	M	B	N					HANDGUN	UNKNOWN	DRUG RELATED
B	27	M	B	N					HANDGUN	UNKNOWN	UNKNOWN
A	25	M	W	N	23	M	W	N	HANDGUN	ACQUAINTANCE	SENSELESS ARGUMENT
B	44	M	B	N					LIGATURE STRANGULATION	UNKNOWN	DRUG RELATED ROBBERY

\*\* - See reverse side for explanation

AUGUST 1986 Month and Year  
 GAAPD 0015 Agency Identifier  
 ATLANTA POLICE BUREAU Agency  
 GEORGIA State  
 SERGEANT Title  
 Prepared By *Arthur E. James*  
 Chief, Sheriff, Commissioner, Superintendent

DO NOT WRITE HERE				
Recorded		Edited		
Punched		Verified		
Adjusted				

\* UNFOUNDED - DECEMBER 2017 - INVESTIGATION REVEALED FELON KILLED BY PRIVATE CITIZEN







ATLANTA POLICE DEPARTMENT  
 AGE, SEX, AND RACE OF PERSONS ARRESTED  
 16 YEARS OF AGE AND UNDER

MONTH DECEMBER

YEAR 2017

CLASSIFICATION OF OFFENSES	SEX	AGE						TOTAL	RACE				ETHNIC			
		09	10-12	13-14	15	16	White		Black	Native Amer.	Asian/Pacific	Whl. Hispanic	Bck Hispanic			
Murder/Nonnegligent Manslaughter	M						0									
	F						0									
Manslaughter by Negligence	M						0									
	F						0									
Forcible Rape	M						0									
	F						0									
Robbery	M					3	3					3				
	F						0									
Aggravated Assault	M			1	2	3	3					3				
	F						0									
Burglary- Breaking or Entering	M			3	3	6	6									
	F						0					6				
Larceny - Theft (except Motor Vehicle Theft)	M		3	1	3	7	7									
	F		2	2	5	9	9	1	15							
Motor Vehicle Theft	M		1	2	4	7	7									
	F						0					7				
Other Assaults	M			1	1	2	2									
	F		1	2	3	3	3					5				
Arson	M						0									
	F						0									
Forgery and Counterfeiting	M						0									
	F						0									
Fraud	M						0									
	F						0									
Embezzlement	M						0									
	F						0									
Stolen Property: Buying, Receiving, Possessing	M				2	1	3									
	F				1	1	1					4				
Vandalism	M			1			1									
	F				1	1	2					3				
Weapons	M			1	1	2	2									
	F						0					2				
Prostitution and Commercialized Vice	M						0									
	F						0									

ATLANTA POLICE DEPARTMENT  
 AGE, SEX, AND RACE OF PERSONS ARRESTED  
 16 YEARS OF AGE AND UNDER

MONTH DECEMBER

YEAR 2017

CLASSIFICATION OF OFFENSES	SEX	AGE						RACE				ETHNIC							
		09		1012		1314		15		16		TOTAL		White	Black	Native Amer.	Asian/Pacific	Whl. Hispanic	Blck Hispanic
		0	9	10	12	13	14	15	16	0	1	2	3						
17 Sex Offenses (except Rape and Prostitution)	M																		
	F																		
18 Drug Abuse Violations Grand Total	M	0	0	0	0	0	0	3											
	F	0	0	0	0	0	0	0											
180 (1) Sale/Manufacturing Subtotal	M	0	0	0	0	0	1	1											
	F	0	0	0	0	0	0	0											
a Opium or Cocaine and their Derivatives	M						1	1											
	F																		
b Marijuana	M																		
	F																		
c Synthetic Narcotics	M																		
	F																		
d Other Dangerous Non-Narcotic Drugs	M																		
	F																		
185 (2) Possession Subtotal	M	0	0	0	0	0	2	2											
	F	0	0	0	0	0	0	0											
e Opium or Cocaine and their Derivatives	M																		
	F																		
f Marijuana	M						2	2											
	F																		
g Synthetic Narcotics	M																		
	F																		
h Other Dangerous Non-Narcotic Drugs	M																		
	F																		
19 Gambling Total	M	0	0	0	0	0	0	0											
	F	0	0	0	0	0	0	0											
a Bookmaking	M																		
	F																		
b Numbers and Lottery	M																		
	F																		
c All Other Gambling	M																		
	F																		
20 Offenses Against Family and Children	M																		
	F																		



ATLANTA POLICE DEPARTMENT  
 AGE, SEX, AND RACE OF PERSONS ARRESTED  
 16 YEARS OF AGE AND UNDER

MONTH DECEMBER

YEAR 2017

CLASSIFICATION OF OFFENSES	SEX	AGE					RACE				ETHNIC		
		09	1012	1314	15	16	White	Black	Native Amer.	Asian/Pacific	Whl. Hispanic	Black Hispanic	
		TOTAL					White	Black	Native Amer.	Asian/Pacific	Whl. Hispanic	Black Hispanic	
Driving Under the Influence	M					0							
	F					0							
Liquor Laws	M					0							
	F					0							
Drunkenness	M					0							
	F					0							
Disorderly Conduct	M					0							
	F					0							
Vagrancy	M					0							
	F					0							
All Other Offenses (except Traffic)	M				1	1					1		
	F					0							
Suspicion	M					0							
	F					0							
Curfew and Loitering	M					0							
	F					0							
Run-Aways	M					0							
	F				1	1					1		
<b>Total</b>		0	0	9	14	31	54	1	53	0	0	0	0

DECEMBER 2017

Month and Year of Report

GAAPD 0000

Agency Identifier

JANUARY 27, 2018

Date

ATLANTA POLICE DEPARTMENT - GEORGIA

Agency and State

Prepared By [Signature] LIEUTENANT

[Signature] CHIEF  
 Chief, Commissioner, Sheriff, or Superintendent

**UNIFORM CRIME REPORTING**

**LAW ENFORCEMENT  
OPERATIONS  
&  
MANAGEMENT**

**CRIME AREA COMPARISON**

**SUPPORT SERVICES DIVISION  
Information Services Section**

**DECEMBER 2017  
DECEMBER 2016**

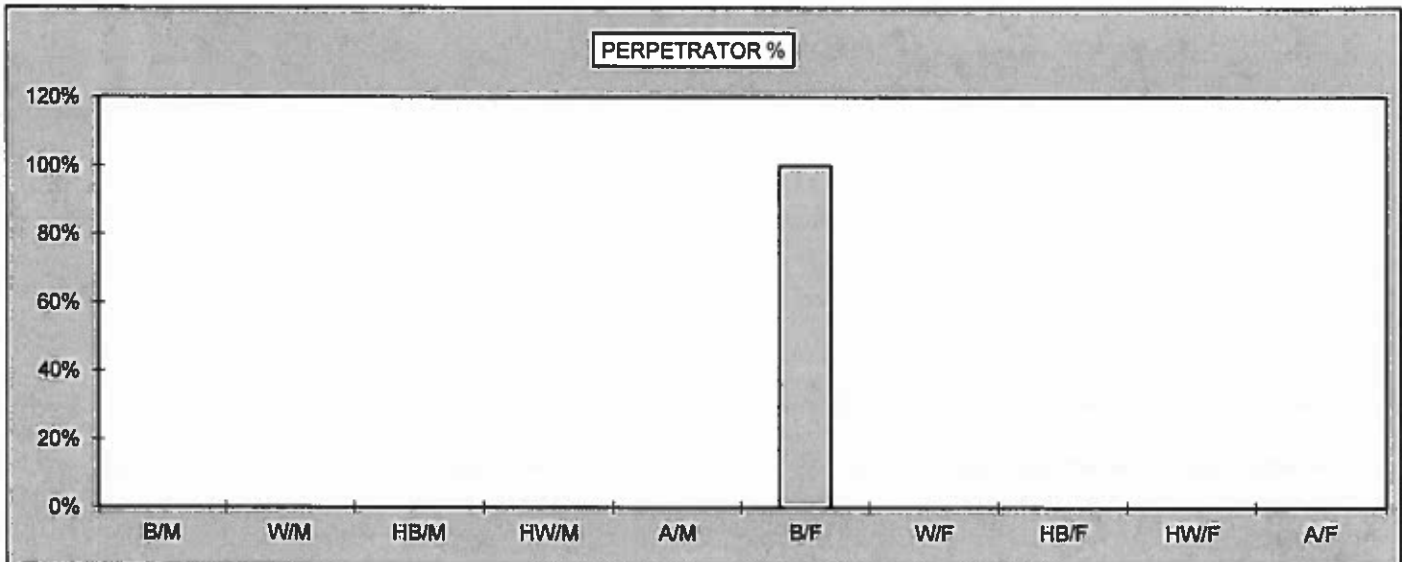

**2017  
DECEMBER HOMICIDE COMPARISON  
BY RACE, SEX, AND ETHNIC ORIGIN**

	VICTIM	PERPETRATOR
B/M	1	0
W/M	0	0
HB/M	0	0
HW/M	0	0
A/M	0	0
<b>TOTAL MALES</b>	<b>1</b>	<b>0</b>
B/F	0	1
W/F	0	0
HB/F	0	0
HW/F	0	0
A/F	0	0
<b>TOTAL FEMALES</b>	<b>0</b>	<b>1</b>
<b>TOTAL</b>	<b>1</b>	<b>1</b>

	VICTIM %	PERPETRATOR %
B/M	100%	0%
W/M	0%	0%
HB/M	0%	0%
HW/M	0%	0%
A/M	0%	0%

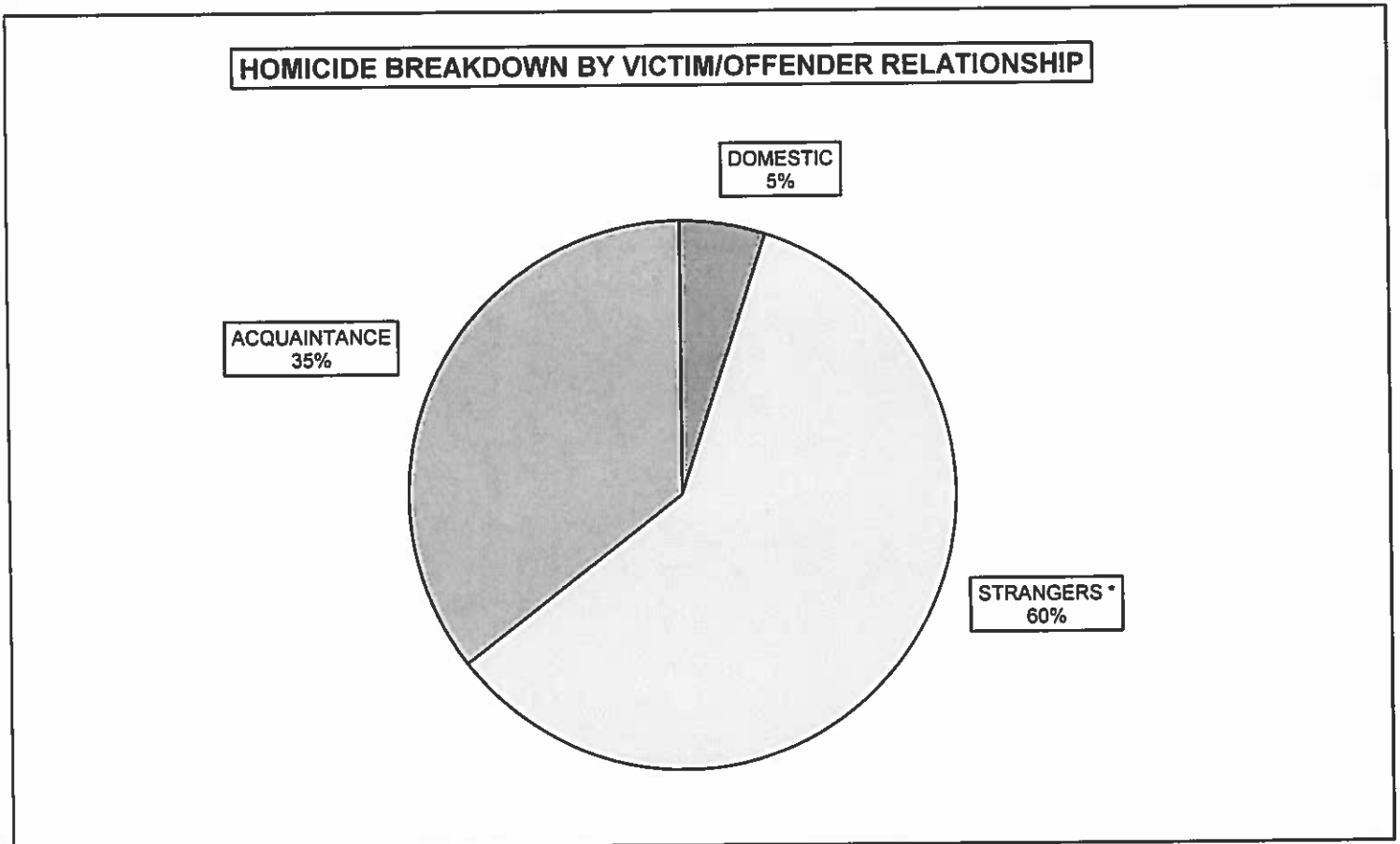
B/F	0%	100%
W/F	0%	0%
HB/F	0%	0%
HW/F	0%	0%
A/F	0%	0%

**PERPETRATOR UNKNOWN FOR 0 HOMICIDES**



**2017  
HOMICIDE BREAKDOWN  
YEAR TO DATE**

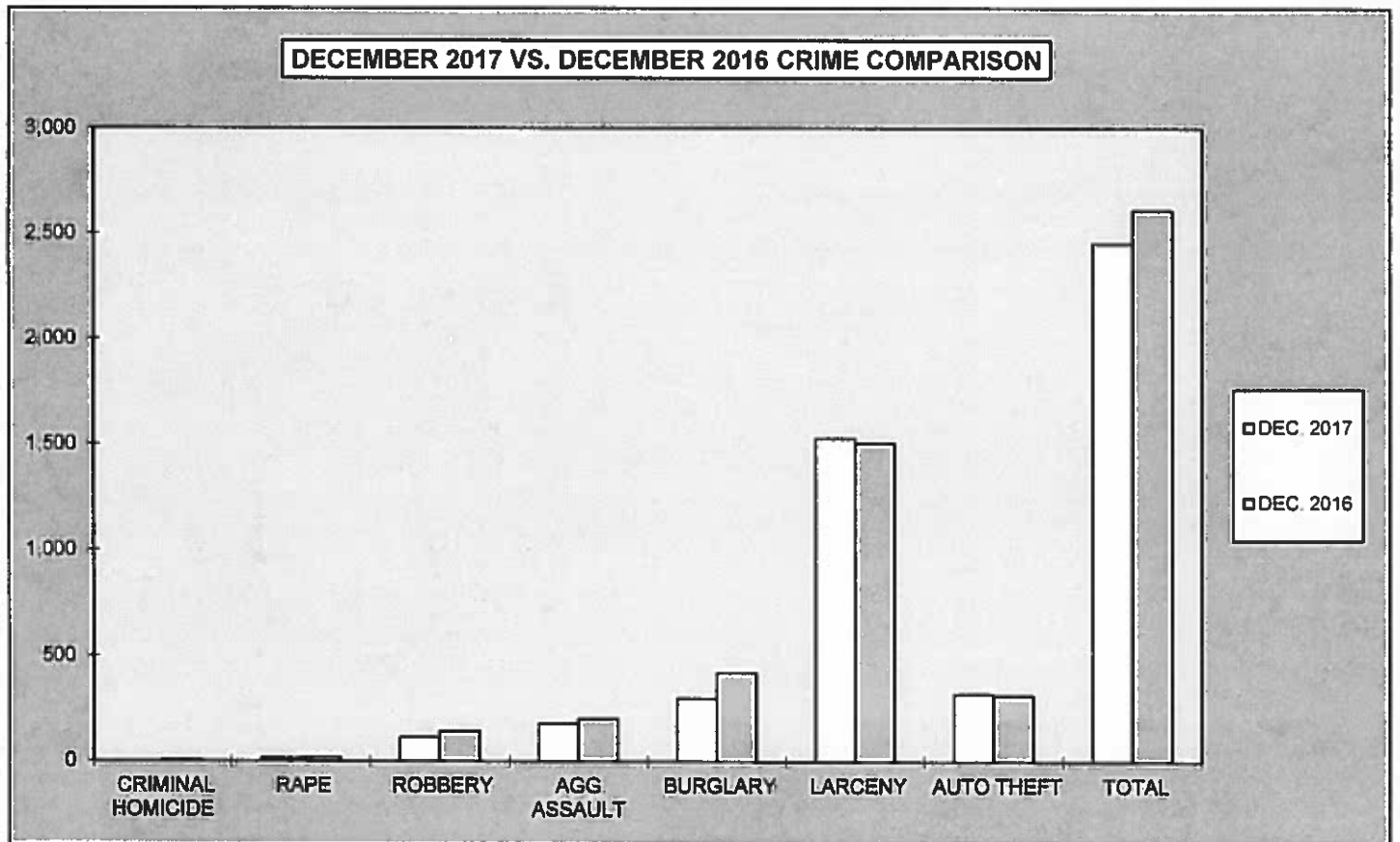
<b>DECEMBER</b>							
MONTH	ACTUAL	DOMESTIC	%	STRANGERS *	%	ACQUAINTANCE	%
JANUARY	11	1	9%	6	55%	4	36%
FEBRUARY	4	1	25%	2	50%	1	25%
MARCH	2	0	0%	1	50%	1	50%
APRIL	6	0	0%	4	67%	2	33%
MAY	4	1	25%	1	25%	2	50%
JUNE	10	0	0%	4	40%	6	60%
JULY	9	0	0%	7	78%	2	22%
AUGUST	6	0	0%	2	33%	4	67%
SEPTEMBER	5	0	0%	4	80%	1	20%
OCTOBER	12	0	0%	8	67%	4	33%
NOVEMBER	9	0	0%	8	89%	1	11%
DECEMBER	1	1	100%	0	0%	0	0%
<b>TOTAL</b>	<b>79</b>	<b>4</b>	<b>5%</b>	<b>47</b>	<b>60%</b>	<b>28</b>	<b>35%</b>



\* UNKNOWN INCLUDED IN WITH STRANGERS

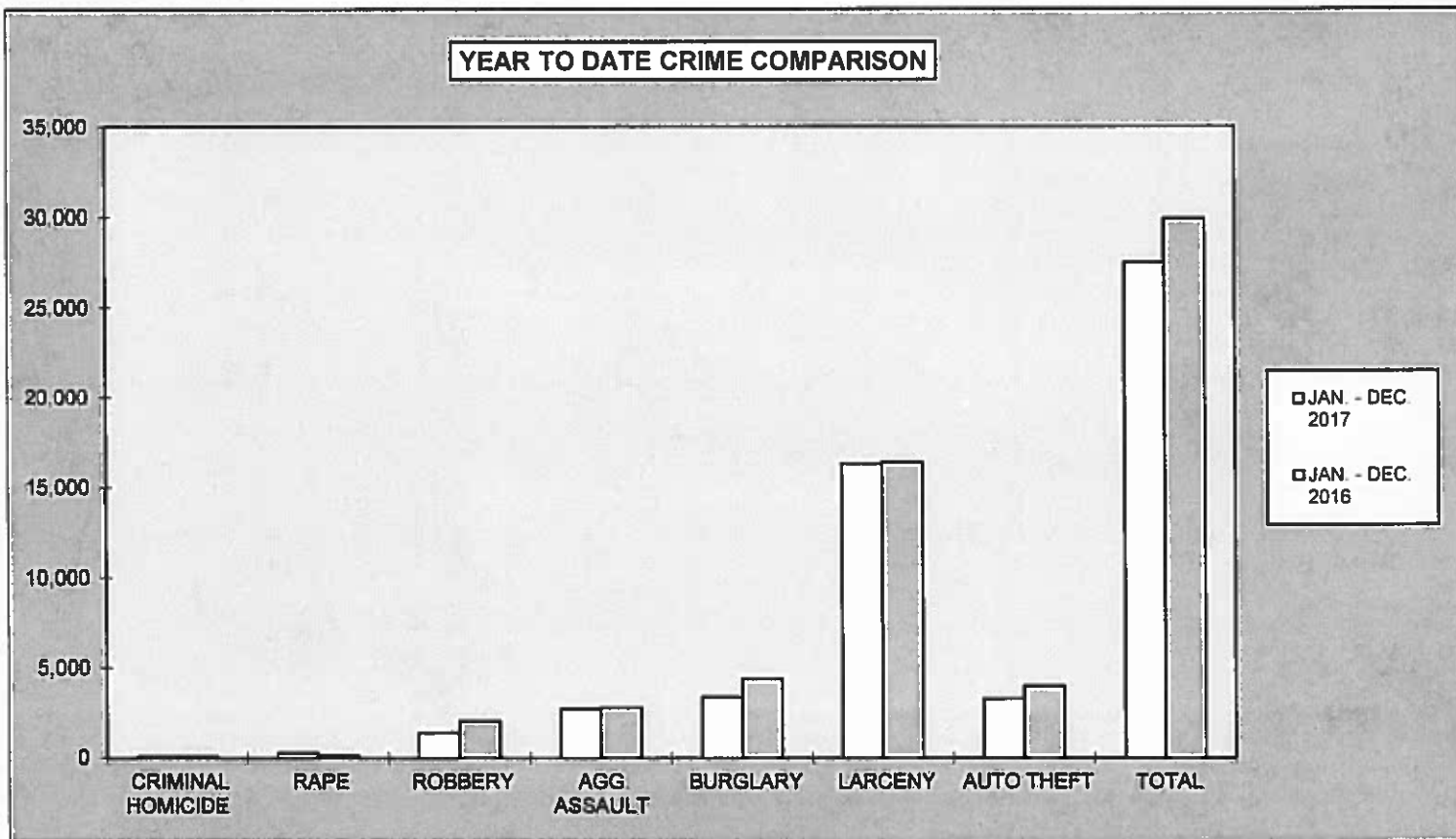
**2017  
MONTHLY CRIME COMPARISON**

CRIME	DEC. 2017	DEC. 2016	# DIFFERENCE	% DIFFERENCE
CRIMINAL HOMICIDE	1	6	-5	-83%
RAPE	14	19	-5	-26%
ROBBERY	114	143	-29	-20%
AGG. ASSAULT	180	203	-23	-11%
BURGLARY	298	422	-124	-29%
RESIDENCE	226	314	-88	-28%
NON-RESIDENCE	72	108	-36	-33%
LARCENY	1,528	1,504	24	2%
POCKETPICKING	6	4	2	50%
PURSE SNATCHING	14	20	-6	-30%
SHOPLIFTING	267	216	51	24%
FROM MOTOR VEHICLES	895	857	38	4%
MOTOR VEH. PARTS/ACCESSORIES	68	78	-10	-13%
BICYCLES	18	23	-5	-22%
FROM BUILDINGS	99	104	-5	-5%
FROM COIN OPERATED MACHINES	2	5	-3	-60%
ALL OTHER	159	197	-38	-19%
AUTO THEFT	320	314	6	2%
<b>TOTAL</b>	<b>2,455</b>	<b>2,611</b>	<b>-156</b>	<b>-6%</b>



**2017  
YEAR TO DATE CRIME COMPARISON**

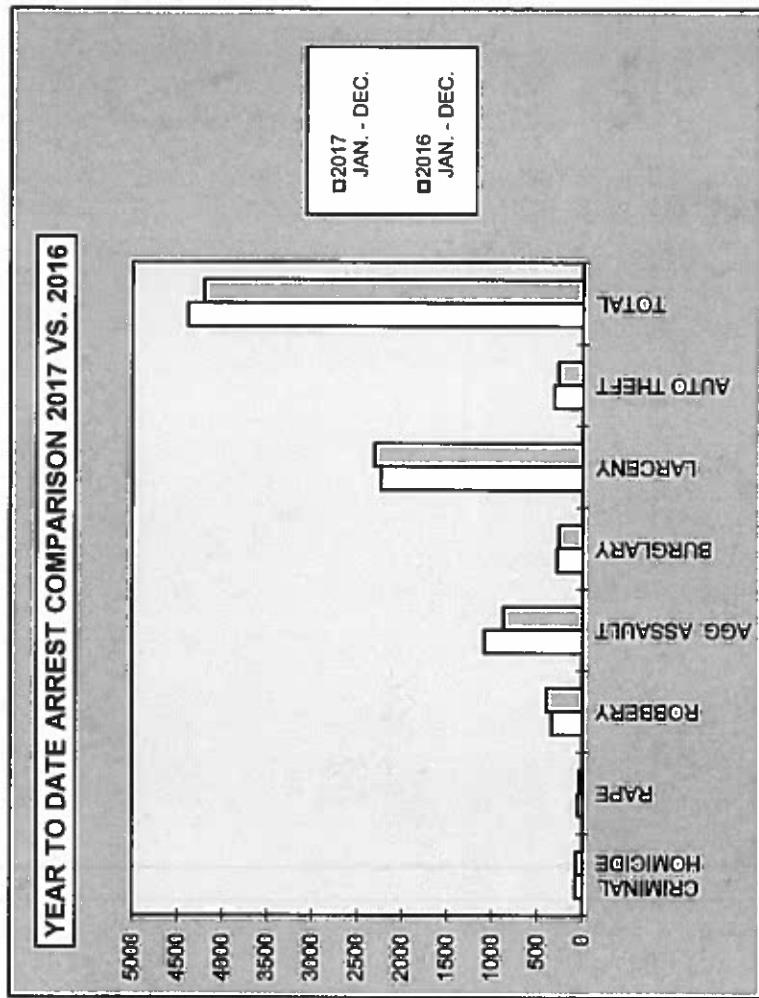
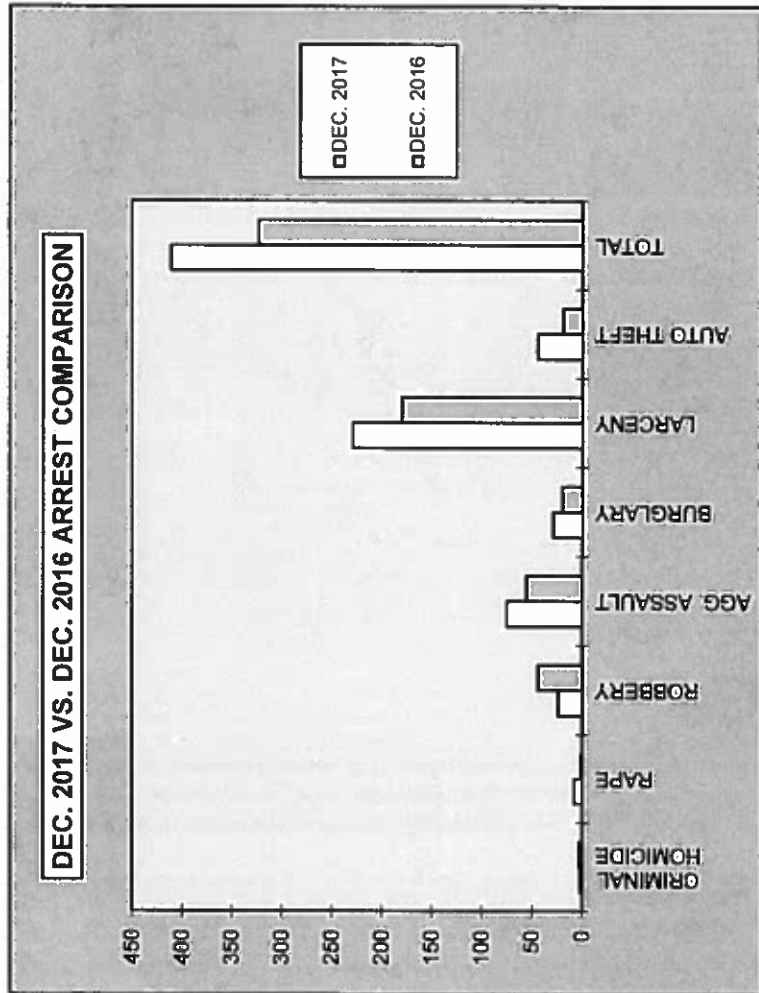
<b>ANNUAL CRIME COMPARISON</b>				
<b>CRIME</b>	<b>JAN. - DEC. 2017</b>	<b>JAN. - DEC. 2016</b>	<b># DIFFERENCE</b>	<b>% DIFFERENCE</b>
CRIMINAL HOMICIDE	79	111	-32	-29%
RAPE	282	136	146	107%
ROBBERY	1,413	2,070	-657	-32%
AGG. ASSAULT	2,730	2,810	-80	-3%
BURGLARY	3,390	4,411	-1,021	-23%
RESIDENCE	2,624	3,433	-809	-24%
NON-RESIDENCE	766	978	-212	-22%
LARCENY	16,304	16,400	-96	-1%
POCKETPICKING	75	62	13	21%
PURSE SNATCHING	255	288	-33	-11%
SHOPLIFTING	2,459	2,548	-89	-3%
FROM MOTOR VEHICLES	8,928	8,924	4	0%
MOTOR VEH. PARTS/ACCESSORIES	841	981	-140	-14%
BICYCLES	275	290	-15	-5%
FROM BUILDINGS	1,327	1,432	-105	-7%
FROM COIN OPERATED MACHINES	19	41	-22	-54%
ALL OTHER	2,125	1,834	291	16%
AUTO THEFT	3,297	3,993	-696	-17%
<b>TOTAL</b>	<b>27,495</b>	<b>29,931</b>	<b>-2,436</b>	<b>-8%</b>



**2017  
ARREST COMPARISON**

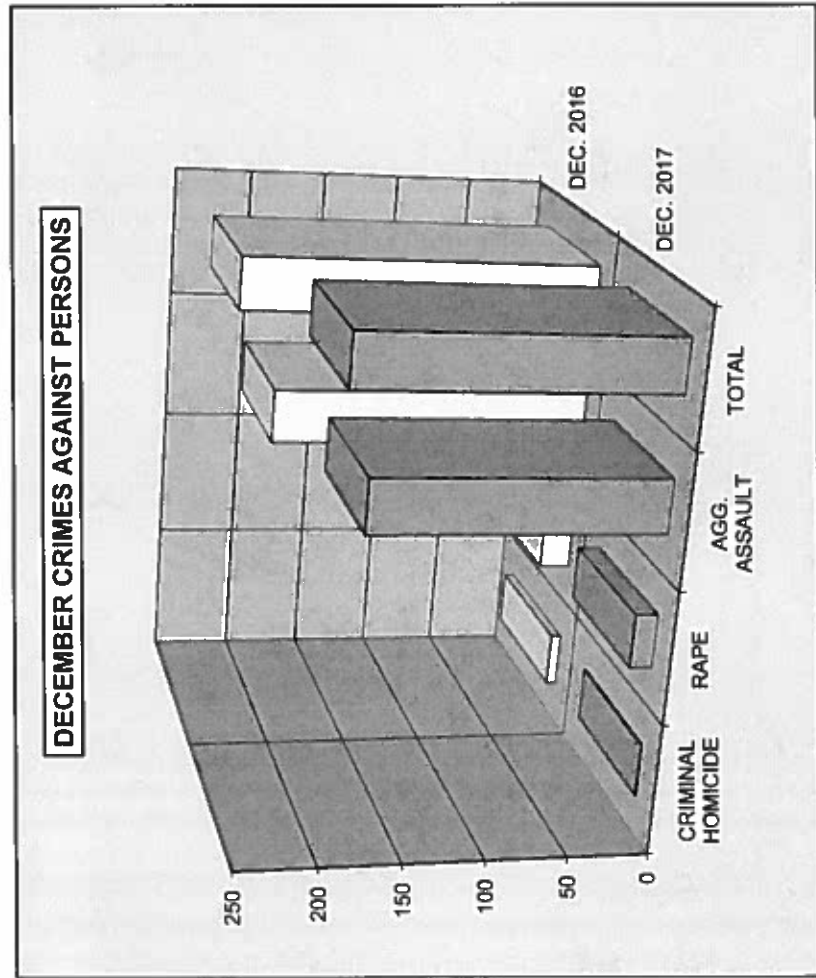
DECEMBER ARREST COMPARISON					
CRIME	DEC. 2017	DEC. 2016	# DIFFERENCE	% DIFFERENCE	
CRIMINAL HOMICIDE	2	3	-1	-33%	
RAPE	8	1	7	700%	
ROBBERY	24	44	-20	-45%	
AGG. ASSAULT	75	56	19	34%	
BURGLARY	29	20	9	45%	
LARCENY	229	180	49	27%	
AUTO THEFT	44	19	25	132%	
<b>TOTAL</b>	<b>411</b>	<b>323</b>	<b>88</b>	<b>27%</b>	

ANNUAL ARREST COMPARISON						
CRIME	2017 JAN. - DEC.		2016 JAN. - DEC.		# DIFFERENCE	% DIFFERENCE
CRIMINAL HOMICIDE	77	71	6		6	8%
RAPE	48	29	19		19	66%
ROBBERY	342	398	-56		-56	-14%
AGG. ASSAULT	1,082	873	209		209	24%
BURGLARY	286	264	22		22	8%
LARCENY	2,232	2,308	-76		-76	-3%
AUTO THEFT	318	266	52		52	20%
<b>TOTAL</b>	<b>4,385</b>	<b>4,209</b>	<b>176</b>		<b>176</b>	<b>4%</b>

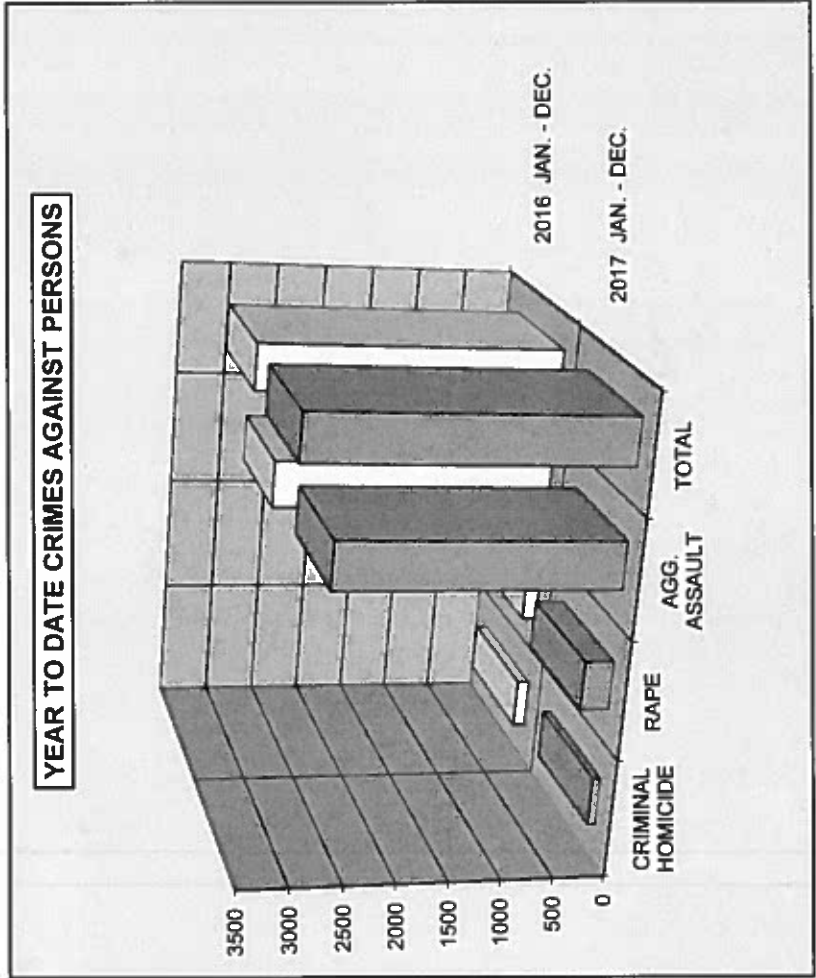


**2017  
CRIME COMPARISON  
CRIMES AGAINST PERSONS**

DECEMBER				
CRIME	DEC. 2017	DEC. 2016	# DIFFERENCE	% DIFFERENCE
CRIMINAL HOMICIDE	1	6	-5	-83%
RAPE	14	19	-5	-26%
AGG. ASSAULT	180	203	-23	-11%
<b>TOTAL</b>	<b>195</b>	<b>228</b>	<b>-33</b>	<b>-14%</b>



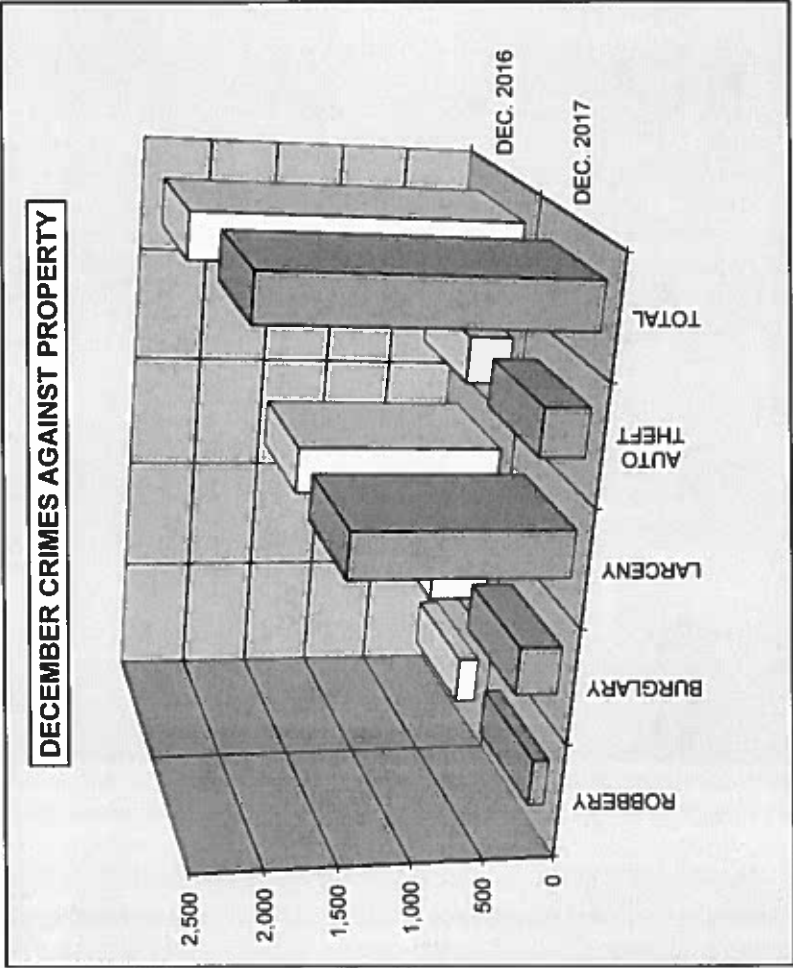
ANNUAL				
CRIME	2017 JAN. - DEC.	2016 JAN. - DEC.	# DIFFERENCE	% DIFFERENCE
CRIMINAL HOMICIDE	79	111	-32	-29%
RAPE	282	136	146	107%
AGG. ASSAULT	2,730	2,810	-80	-3%
<b>TOTAL</b>	<b>3,091</b>	<b>3,057</b>	<b>34</b>	<b>1%</b>



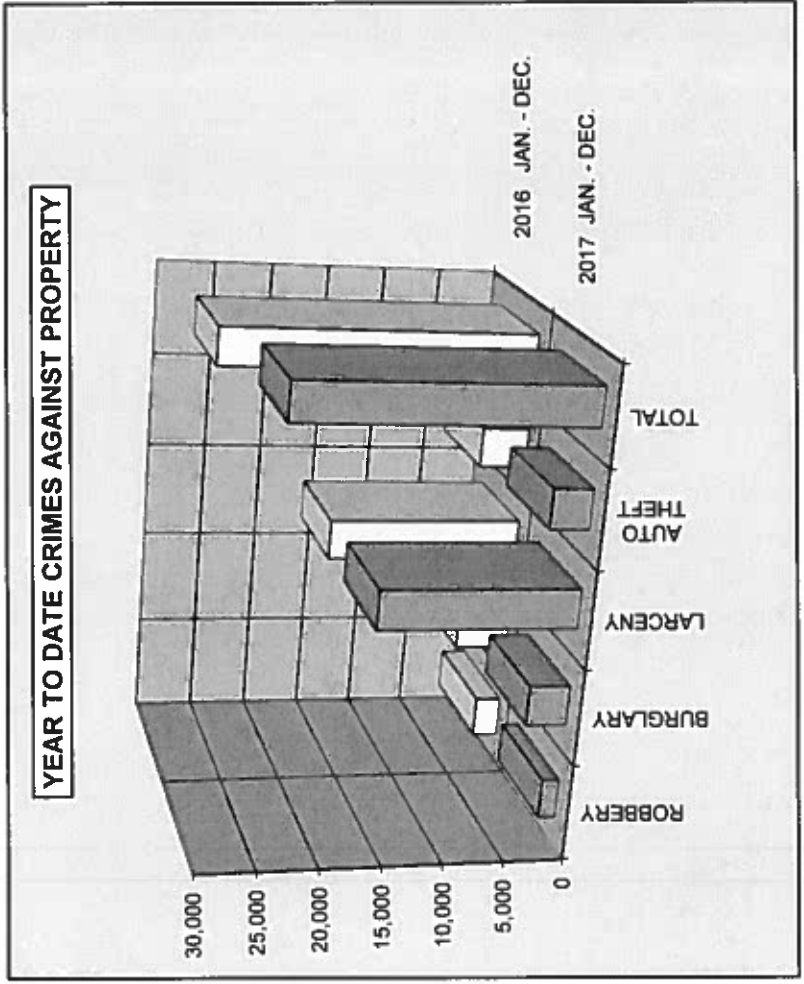


**2017  
CRIME COMPARISON  
CRIMES AGAINST PROPERTY**

<b>DECEMBER</b>					
CRIME	DEC. 2017	DEC. 2016	# DIFFERENCE	% DIFFERENCE	
ROBBERY	114	143	-29	-20%	
BURGLARY	298	422	-124	-29%	
LARCENY	1,528	1,504	24	2%	
AUTO THEFT	320	314	6	2%	
<b>TOTAL</b>	<b>2,260</b>	<b>2,383</b>	<b>-123</b>	<b>-5%</b>	

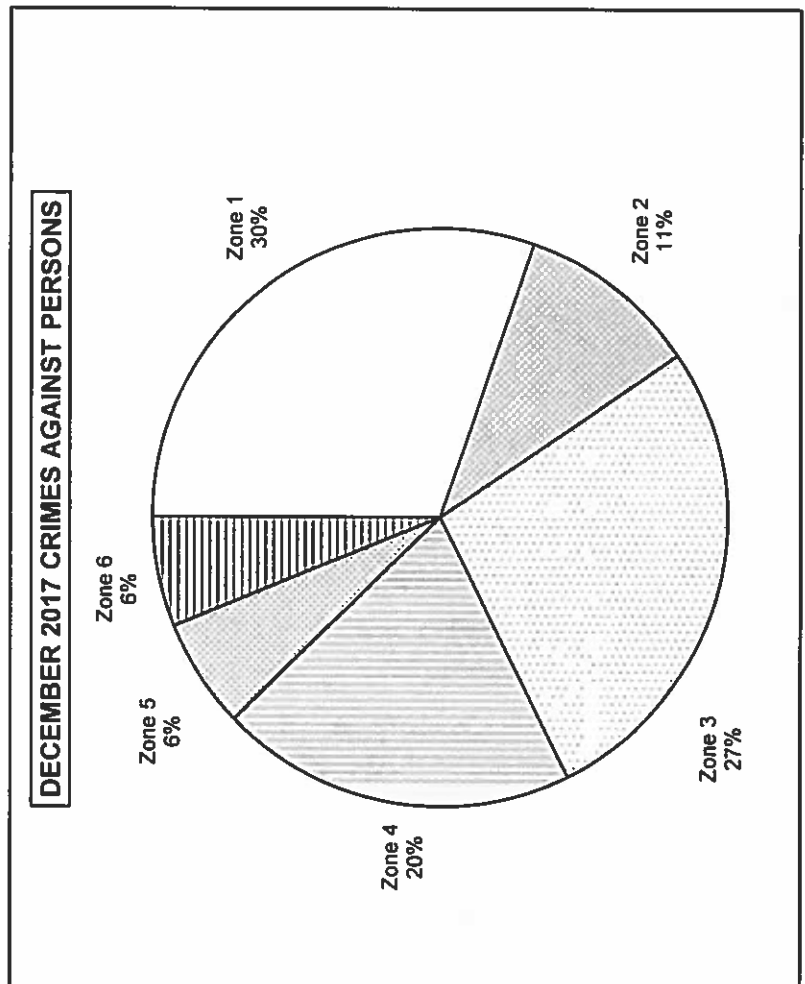


<b>ANNUAL</b>					
CRIME	2017 JAN. - DEC.	2016 JAN. - DEC.	# DIFFERENCE	% DIFFERENCE	
ROBBERY	1,413	2,070	-657	-32%	
BURGLARY	3,390	4,411	-1,021	-23%	
LARCENY	16,304	16,400	-96	-1%	
AUTO THEFT	3,297	3,993	-696	-17%	
<b>TOTAL</b>	<b>24,404</b>	<b>26,874</b>	<b>-2,470</b>	<b>-9%</b>	

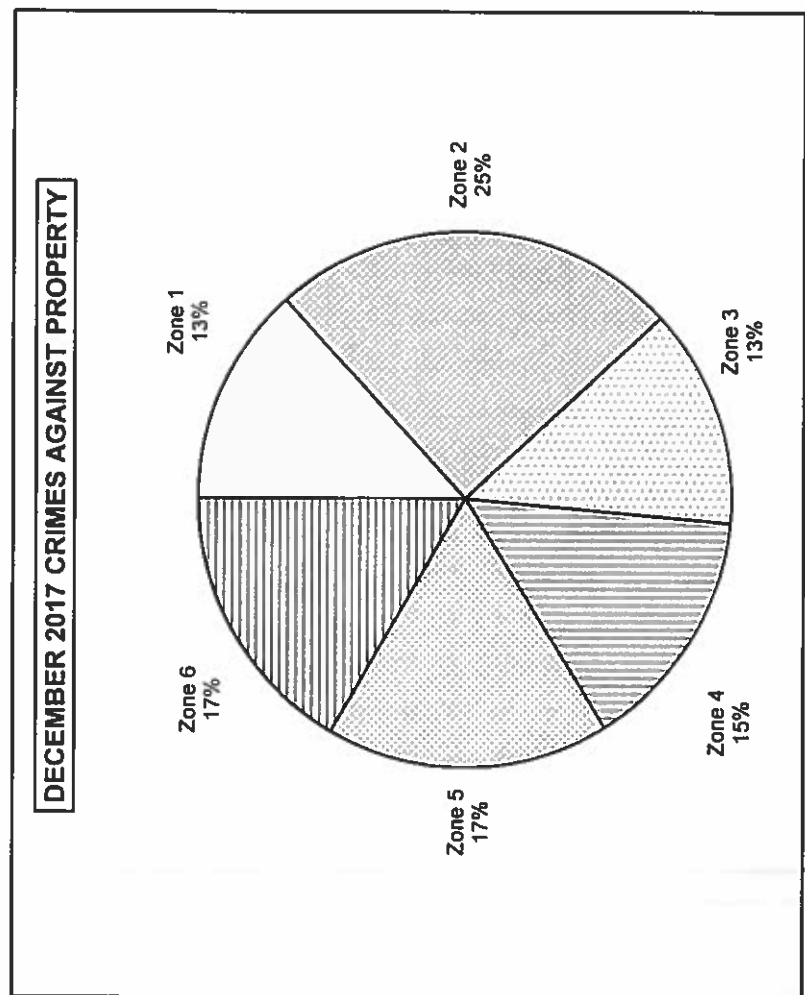


**2017  
AREA BREAKDOWN  
CRIMES AGAINST PERSONS AND PROPERTY**

DECEMBER 2017 CRIMES AGAINST PERSONS BY ZONE						
CRIME	Zone 1	Zone 2	Zone 3	Zone 4	Zone 5	Zone 6
CRIMINAL HOMICIDE	1	0	-1	1	0	0
RAPE	2	3	0	4	4	1
AGG. ASSAULT	56	17	54	34	8	11
<b>TOTAL CRIMES AGAINST PERSONS</b>	<b>59</b>	<b>20</b>	<b>53</b>	<b>39</b>	<b>12</b>	<b>12</b>

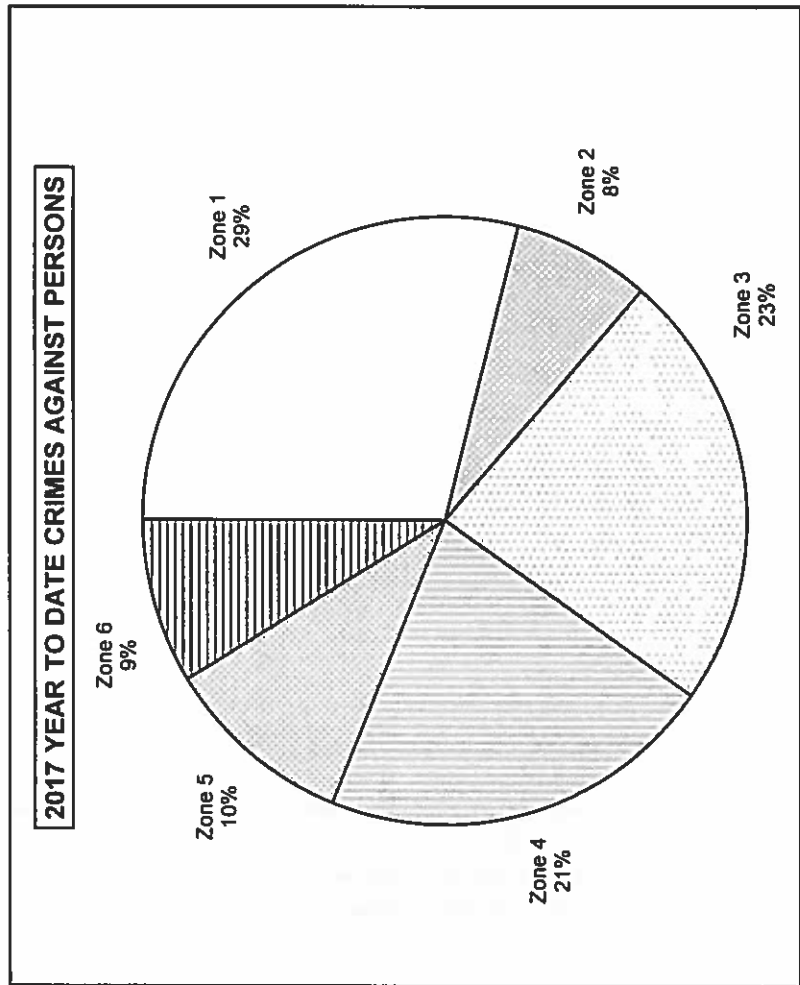


DECEMBER 2017 CRIMES AGAINST PROPERTY BY ZONE						
CRIME	Zone 1	Zone 2	Zone 3	Zone 4	Zone 5	Zone 6
ROBBERY	20	12	24	20	15	23
BURGLARY	50	55	60	64	24	45
LARCENY	176	433	157	180	308	274
AUTO THEFT	54	62	59	70	40	35
<b>TOTAL CRIMES AGAINST PROPERTY</b>	<b>300</b>	<b>562</b>	<b>300</b>	<b>334</b>	<b>387</b>	<b>377</b>

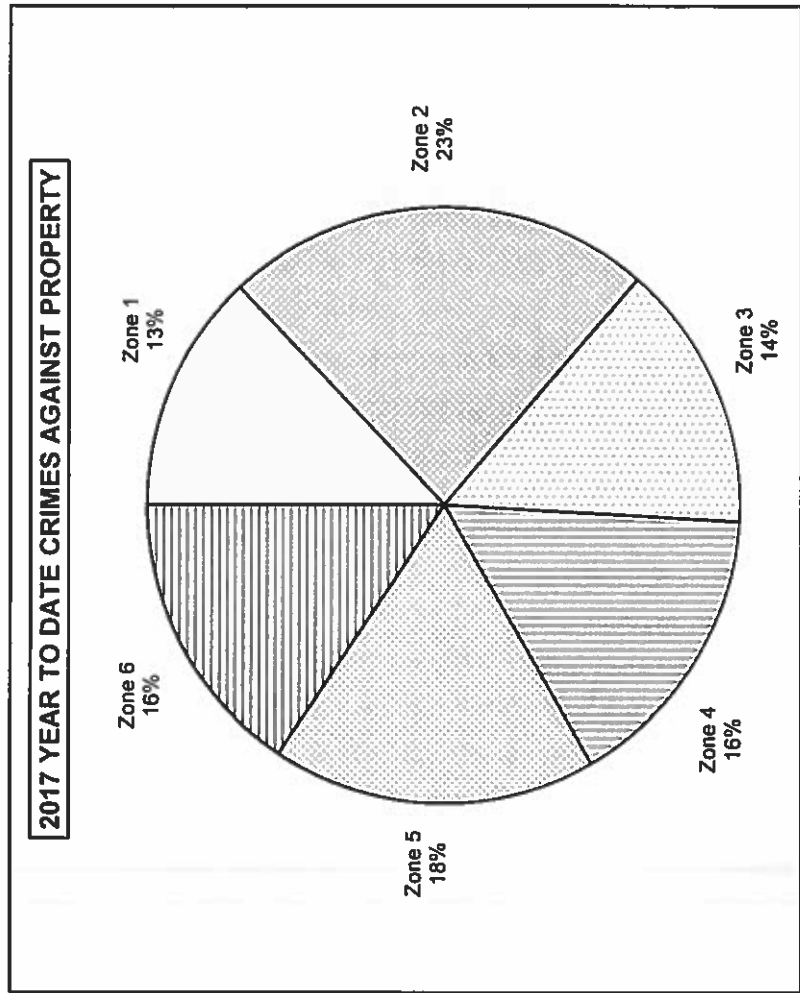


**2017  
YEAR TO DATE AREA BREAKDOWN  
CRIMES AGAINST PERSONS AND PROPERTY**

ANNUAL CRIMES AGAINST PERSONS BY ZONE						
CRIME	Zone 1	Zone 2	Zone 3	Zone 4	Zone 5	Zone 6
CRIMINAL HOMICIDE	26	7	18	15	8	5
RAPE	58	44	45	49	58	28
AGG. ASSAULT	810	178	660	595	249	238
<b>TOTAL CRIMES AGAINST PERSONS</b>	<b>894</b>	<b>229</b>	<b>723</b>	<b>659</b>	<b>315</b>	<b>271</b>

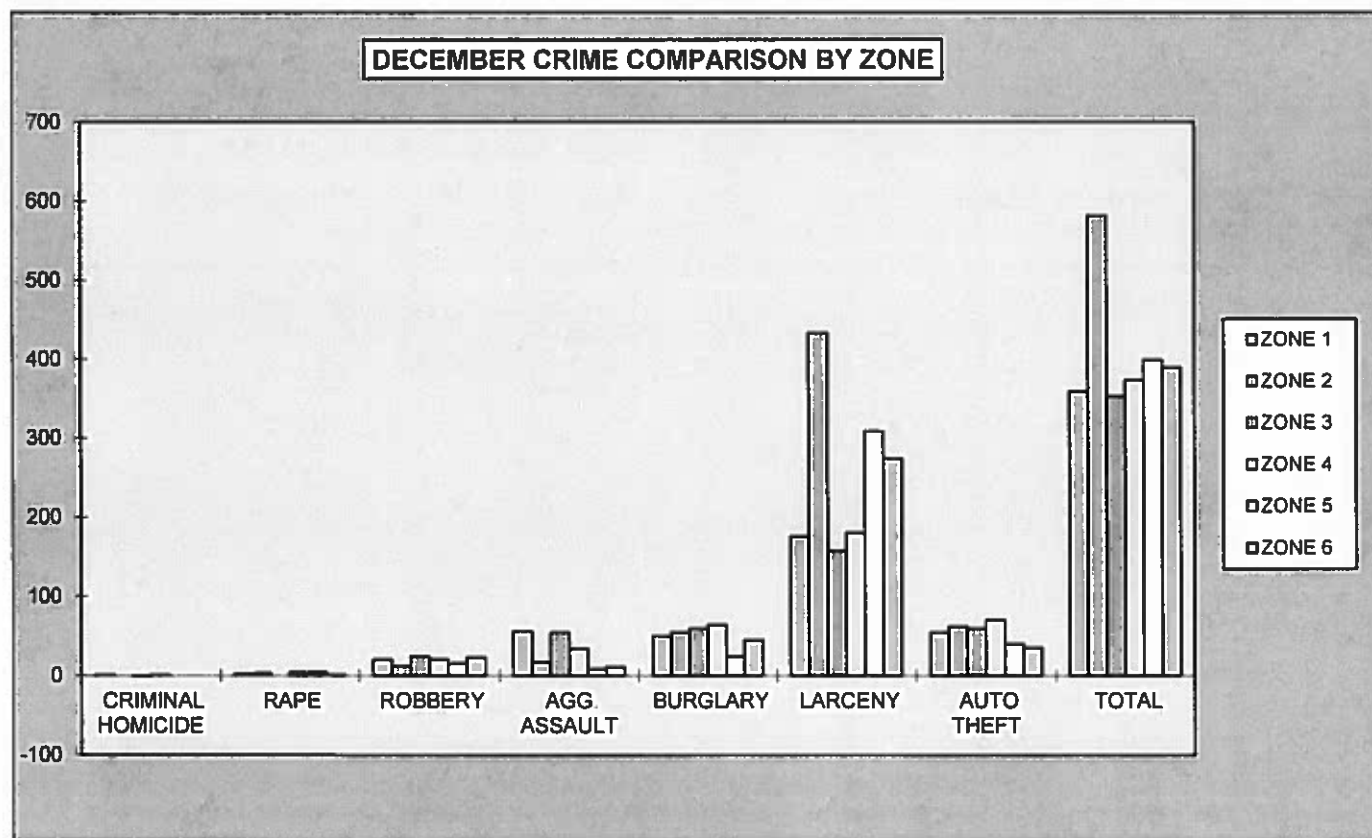


ANNUAL CRIMES AGAINST PROPERTY BY ZONE						
CRIME	Zone 1	Zone 2	Zone 3	Zone 4	Zone 5	Zone 6
ROBBERY	252	190	284	282	189	216
BURGLARY	720	499	673	788	206	504
LARCENY	1,649	4,410	1,863	2,134	3,480	2,768
AUTO THEFT	547	606	718	659	431	336
<b>TOTAL CRIMES AGAINST PROPERTY</b>	<b>3,168</b>	<b>5,705</b>	<b>3,538</b>	<b>3,863</b>	<b>4,306</b>	<b>3,824</b>



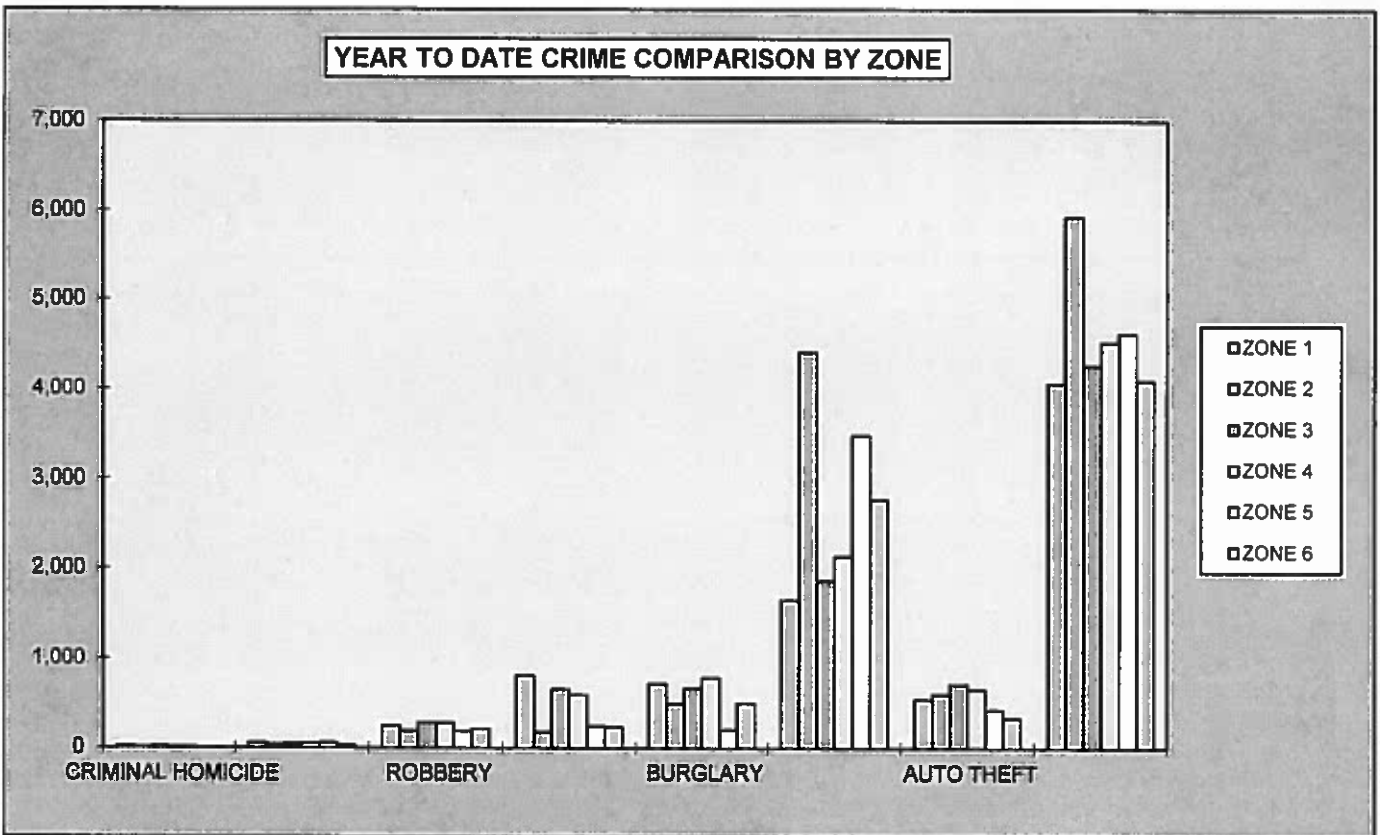
**2017  
AREA BREAKDOWN**

<b>DECEMBER CRIME COMPARISON BY ZONE</b>						
<b>CRIME</b>	<b>ZONE 1</b>	<b>ZONE 2</b>	<b>ZONE 3</b>	<b>ZONE 4</b>	<b>ZONE 5</b>	<b>ZONE 6</b>
CRIMINAL HOMICIDE	1	0	-1	1	0	0
RAPE	2	3	0	4	4	1
ROBBERY	20	12	24	20	15	23
AGG. ASSAULT	56	17	54	34	8	11
BURGLARY	50	55	60	64	24	45
RESIDENCE	46	33	52	49	11	35
NON-RESIDENCE	4	22	8	15	13	10
LARCENY	176	433	157	180	308	274
POCKETPICKING	0	3	1	0	0	2
PURSE SNATCHING	2	3	4	1	3	1
SHOPLIFTING	33	110	14	22	31	57
FROM MOTOR VEHICLES	83	253	94	105	202	158
MOTOR VEH. PARTS/ACCESSORIES	18	4	11	14	10	11
BICYCLES	0	2	0	0	8	8
FROM BUILDINGS	10	22	7	12	34	14
FROM COIN OPERATED MACHINES	0	0	2	0	0	0
ALL OTHER	30	36	24	26	20	23
AUTO THEFT	54	62	59	70	40	35
<b>TOTAL</b>	<b>359</b>	<b>582</b>	<b>353</b>	<b>373</b>	<b>399</b>	<b>389</b>



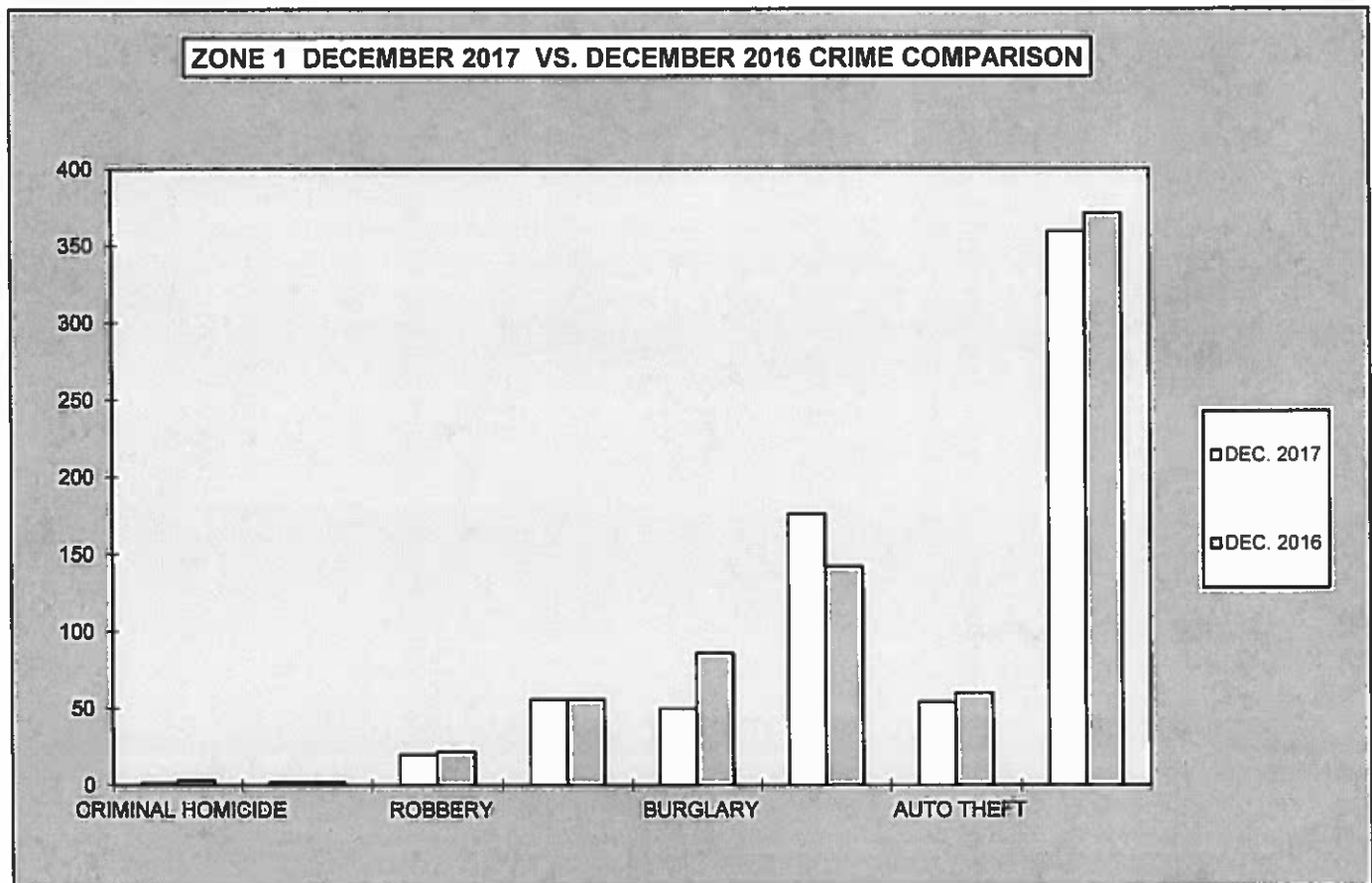
**2017  
YEAR TO DATE AREA BREAKDOWN**

<b>ANNUAL CRIME COMPARISON</b>						
<b>CRIME</b>	<b>ZONE 1</b>	<b>ZONE 2</b>	<b>ZONE 3</b>	<b>ZONE 4</b>	<b>ZONE 5</b>	<b>ZONE 6</b>
CRIMINAL HOMICIDE	26	7	18	15	8	5
RAPE	58	44	45	49	58	28
ROBBERY	252	190	284	282	189	216
AGG. ASSAULT	810	178	660	595	249	238
BURGLARY	720	499	673	788	206	504
RESIDENCE	623	325	537	636	108	395
NON-RESIDENCE	97	174	136	152	98	109
LARCENY	1,649	4,410	1,863	2,134	3,480	2,768
POCKETPICKING	2	32	4	7	20	10
PURSE SNATCHING	50	33	34	51	58	29
SHOPLIFTING	242	971	158	285	319	484
FROM MOTOR VEHICLES	708	2,458	961	1,128	2,109	1,564
MOTOR VEH. PARTS/ACCESSORIES	184	116	188	145	125	83
BICYCLES	6	40	15	14	92	108
FROM BUILDINGS	153	314	131	145	443	141
FROM COIN OPERATED MACHINES	7	0	3	3	3	3
ALL OTHER	297	446	369	356	311	346
AUTO THEFT	547	606	718	659	431	336
<b>TOTAL</b>	<b>4,062</b>	<b>5,934</b>	<b>4,261</b>	<b>4,522</b>	<b>4,621</b>	<b>4,095</b>



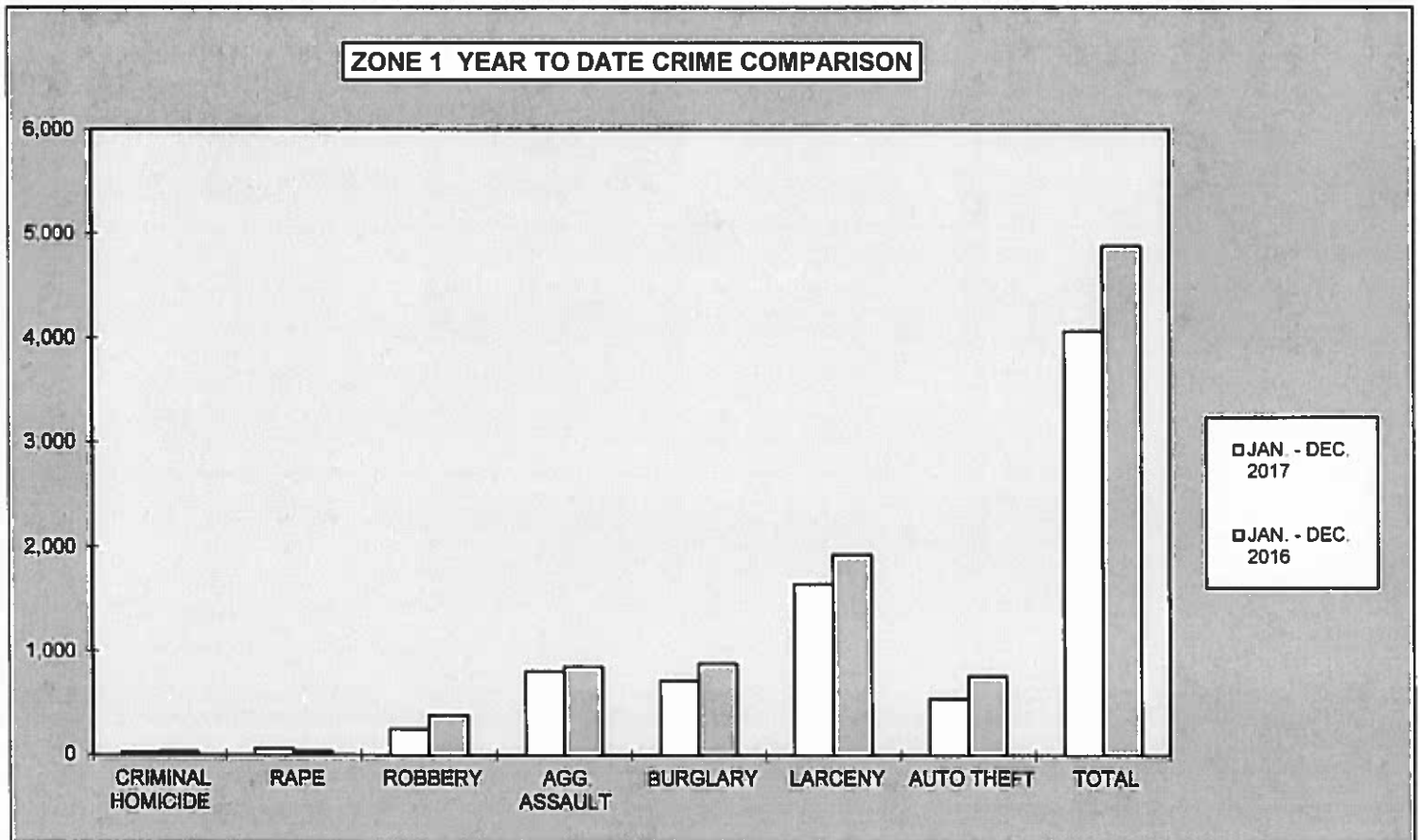
**2017  
MONTHLY CRIME COMPARISON**

<b>ZONE 1</b>				
<b>CRIME</b>	<b>DEC. 2017</b>	<b>DEC. 2016</b>	<b># DIFFERENCE</b>	<b>% DIFFERENCE</b>
CRIMINAL HOMICIDE	1	3	-2	-67%
RAPE	2	2	0	0%
ROBBERY	20	22	-2	-9%
AGG. ASSAULT	56	56	0	0%
BURGLARY	50	86	-36	-42%
RESIDENCE	46	75	-29	-39%
NON-RESIDENCE	4	11	-7	-64%
LARCENY	176	142	34	24%
POCKETPICKING	0	0	0	0%
PURSE SNATCHING	2	1	1	100%
SHOPLIFTING	33	24	9	38%
FROM MOTOR VEHICLES	83	54	29	54%
MOTOR VEH. PARTS/ACCESSORIES	18	13	5	38%
BICYCLES	0	0	0	0%
FROM BUILDINGS	10	16	-6	-38%
FROM COIN OPERATED MACHINES	0	1	-1	-100%
ALL OTHER	30	33	-3	-9%
AUTO THEFT	54	60	-6	-10%
<b>TOTAL</b>	<b>359</b>	<b>371</b>	<b>-12</b>	<b>-3%</b>



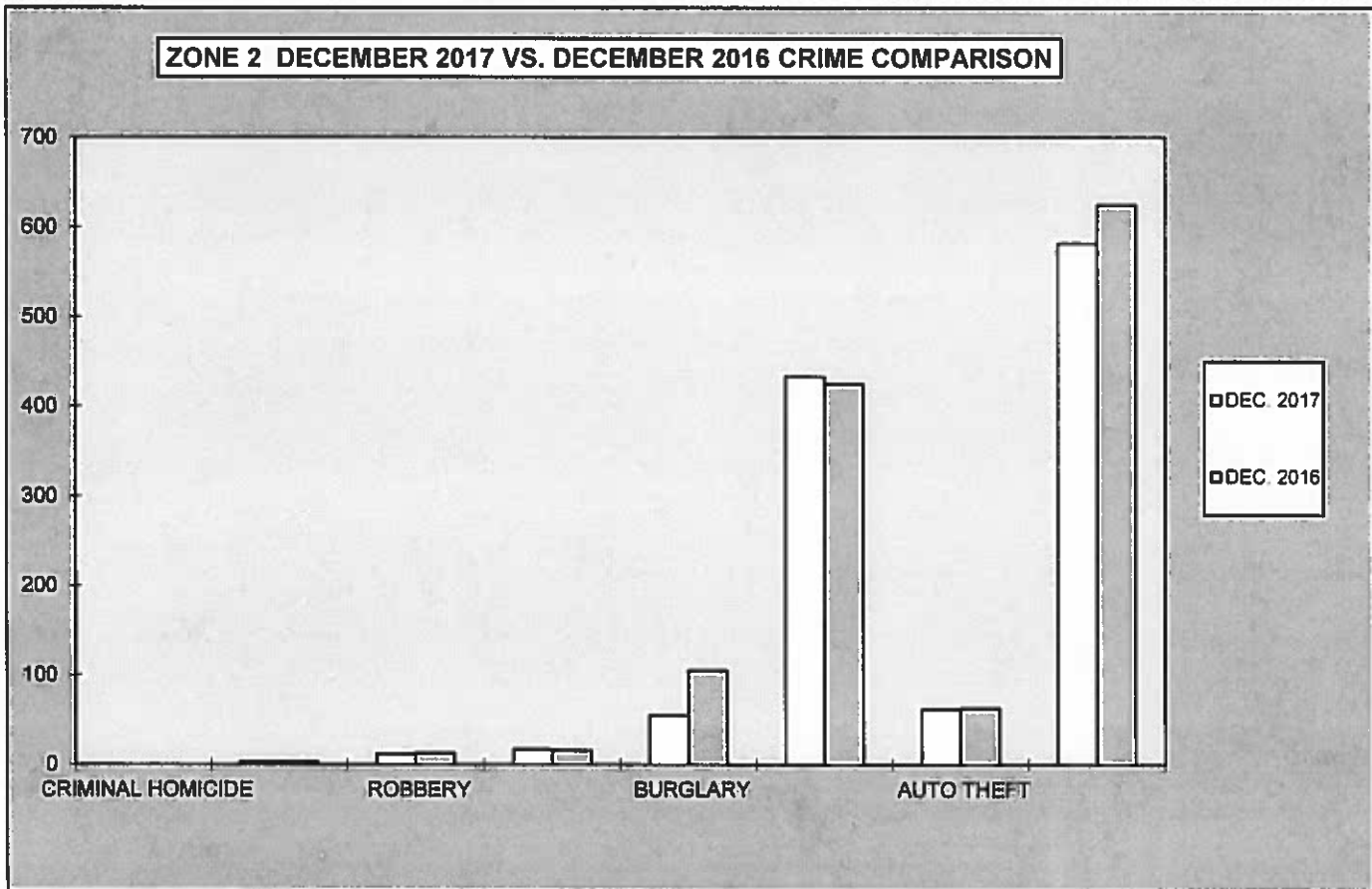
**2017  
YEAR TO DATE CRIME COMPARISON**

<b>ZONE 1</b>				
<b>CRIME</b>	<b>JAN - DEC. 2017</b>	<b>JAN - DEC. 2016</b>	<b># DIFFERENCE</b>	<b>% DIFFERENCE</b>
CRIMINAL HOMICIDE	26	33	-7	-21%
RAPE	58	34	24	71%
ROBBERY	252	386	-134	-35%
AGG. ASSAULT	810	853	-43	-5%
BURGLARY	720	882	-162	-18%
RESIDENCE	623	767	-144	-19%
NON-RESIDENCE	97	115	-18	-16%
<b>LARCENY</b>	<b>1,649</b>	<b>1,927</b>	<b>-278</b>	<b>-14%</b>
POCKETPICKING	2	5	-3	-60%
PURSE SNATCHING	50	45	5	11%
SHOPLIFTING	242	310	-68	-22%
FROM MOTOR VEHICLES	708	913	-205	-22%
MOTOR VEH. PARTS/ACCESSORIES	184	198	-14	-7%
BICYCLES	6	6	0	0%
FROM BUILDINGS	153	154	-1	-1%
FROM COIN OPERATED MACHINES	7	8	-1	-13%
ALL OTHER	297	288	9	3%
<b>AUTO THEFT</b>	<b>547</b>	<b>764</b>	<b>-217</b>	<b>-28%</b>
<b>TOTAL</b>	<b>4,062</b>	<b>4,879</b>	<b>-817</b>	<b>-17%</b>



**2017  
MONTHLY CRIME COMPARISON**

<b>ZONE 2</b>				
<b>CRIME</b>	<b>DEC. 2017</b>	<b>DEC. 2016</b>	<b># DIFFERENCE</b>	<b>% DIFFERENCE</b>
CRIMINAL HOMICIDE	0	0	0	0%
RAPE	3	3	0	0%
ROBBERY	12	13	-1	-8%
AGG. ASSAULT	17	16	1	6%
BURGLARY	55	105	-50	-48%
RESIDENCE	33	64	-31	-48%
NON-RESIDENCE	22	41	-19	-46%
LARCENY	433	425	8	2%
POCKETPICKING	3	2	1	50%
PURSE SNATCHING	3	6	-3	-50%
SHOPLIFTING	110	84	26	31%
FROM MOTOR VEHICLES	253	243	10	4%
MOTOR VEH. PARTS/ACCESSORIES	4	11	-7	-64%
BICYCLES	2	6	-4	-67%
FROM BUILDINGS	22	28	-6	-21%
FROM COIN OPERATED MACHINES	0	2	-2	-100%
ALL OTHER	36	43	-7	-16%
AUTO THEFT	62	63	-1	-2%
<b>TOTAL</b>	<b>582</b>	<b>625</b>	<b>-43</b>	<b>-7%</b>

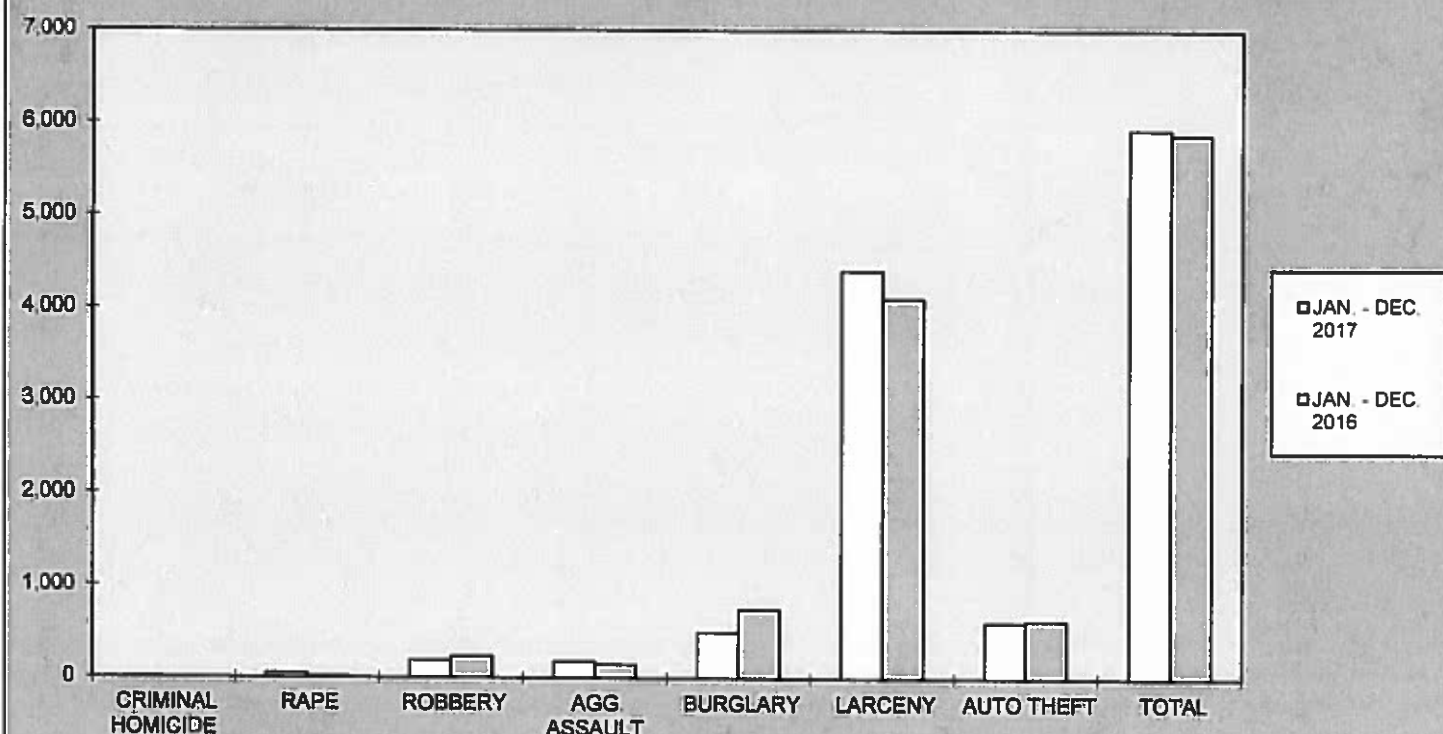




**2017  
YEAR TO DATE CRIME COMPARISON**

<b>ZONE 2</b>				
<b>CRIME</b>	<b>JAN - DEC 2017</b>	<b>JAN - DEC 2016</b>	<b># DIFFERENCE</b>	<b>% DIFFERENCE</b>
CRIMINAL HOMICIDE	7	3	4	133%
RAPE	44	19	25	132%
ROBBERY	190	233	-43	-18%
AGG. ASSAULT	178	145	33	23%
BURGLARY	499	747	-248	-33%
RESIDENCE	325	500	-175	-35%
NON-RESIDENCE	174	247	-73	-30%
LARCENY	4,410	4,107	303	7%
POCKETPICKING	32	13	19	146%
PURSE SNATCHING	33	32	1	3%
SHOPLIFTING	971	924	47	5%
FROM MOTOR VEHICLES	2,458	2,220	238	11%
MOTOR VEH. PARTS/ACCESSORIES	116	165	-49	-30%
BICYCLES	40	34	6	18%
FROM BUILDINGS	314	342	-28	-8%
FROM COIN OPERATED MACHINES	0	2	-2	-100%
ALL OTHER	446	375	71	19%
AUTO THEFT	606	626	-20	-3%
<b>TOTAL</b>	<b>5,934</b>	<b>5,880</b>	<b>54</b>	<b>1%</b>

**ZONE 2 YEAR TO DATE CRIME COMPARISON**



**2017  
MONTHLY CRIME COMPARISON**

<b>ZONE 3</b>					
<b>CRIME</b>	<b>DEC. 2017</b>	<b>DEC. 2016</b>	<b># DIFFERENCE</b>	<b>% DIFFERENCE</b>	
CRIMINAL HOMICIDE	-1	2	-3	-150%	
RAPE	0	4	-4	-100%	
ROBBERY	24	33	-9	-27%	
AGG. ASSAULT	54	49	5	10%	
BURGLARY	60	62	-2	-3%	
RESIDENCE	52	48	4	8%	
NON-RESIDENCE	8	14	-6	-43%	
LARCENY	157	179	-22	-12%	
POCKETPICKING	1	0	1	100%	
PURSE SNATCHING	4	3	1	33%	
SHOPLIFTING	14	14	0	0%	
FROM MOTOR VEHICLES	94	99	-5	-5%	
MOTOR VEH. PARTS/ACCESSORIES	11	16	-5	-31%	
BICYCLES	0	0	0	0%	
FROM BUILDINGS	7	14	-7	-50%	
FROM COIN OPERATED MACHINES	2	0	2	100%	
ALL OTHER	24	33	-9	-27%	
AUTO THEFT	59	70	-11	-16%	
<b>TOTAL</b>	<b>353</b>	<b>399</b>	<b>-46</b>	<b>-12%</b>	

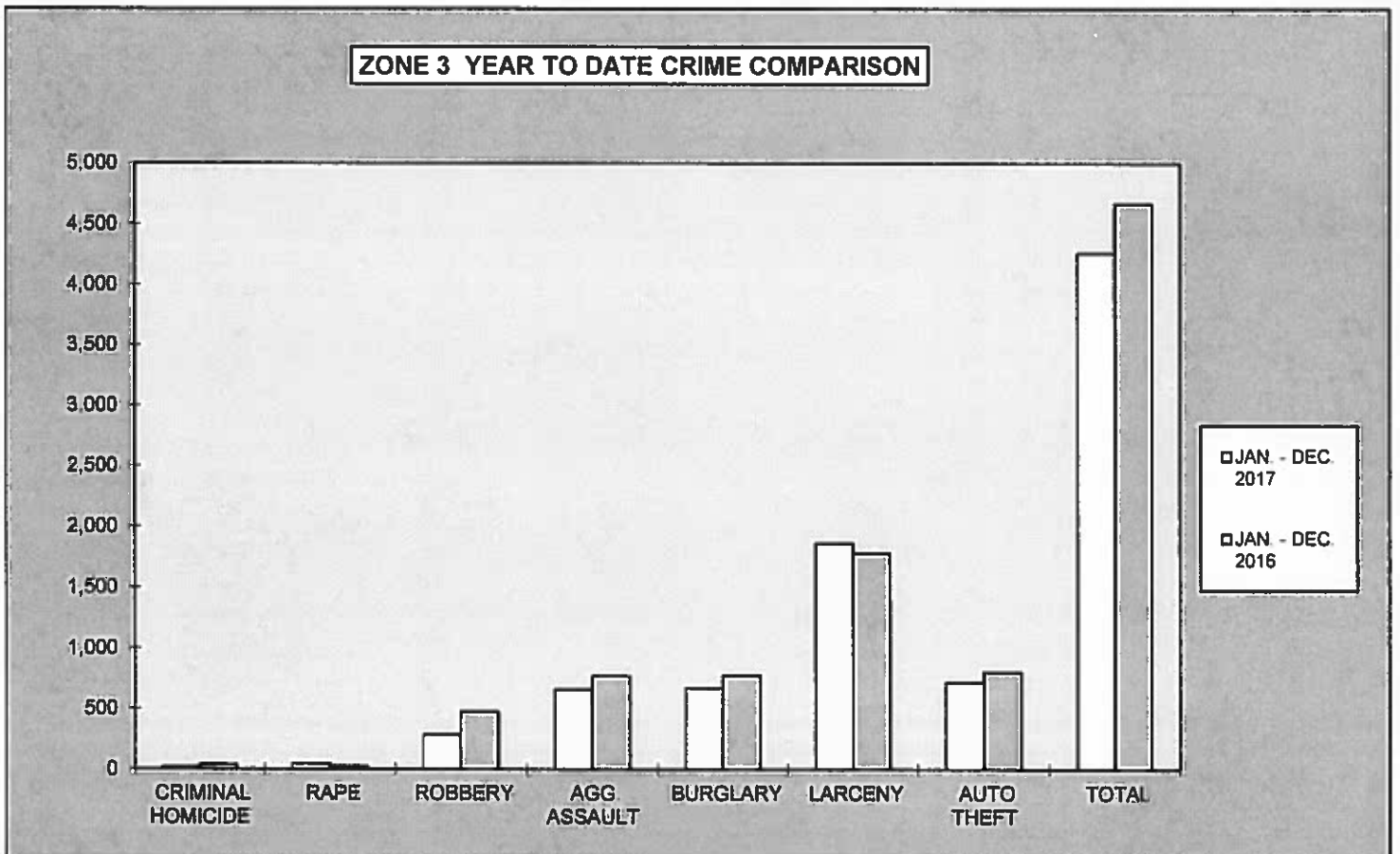
**ZONE 3 DECEMBER 2017 VS. DECEMBER 2016 CRIME COMPARISON**



**2017  
YEAR TO DATE CRIME COMPARISON**

<b>ZONE 3</b>				
<b>CRIME</b>	<b>JAN - DEC. 2017</b>	<b>JAN - DEC. 2016</b>	<b># DIFFERENCE</b>	<b>% DIFFERENCE</b>
CRIMINAL HOMICIDE	18	38	-20	-53%
RAPE	45	24	21	88%
ROBBERY	284	476	-192	-40%
AGG. ASSAULT	660	772	-112	-15%
BURGLARY	673	776	-103	-13%
RESIDENCE	537	638	-101	-16%
NON-RESIDENCE	136	138	-2	-1%
LARCENY	1,863	1,782	81	5%
POCKETPICKING	4	7	-3	-43%
PURSE SNATCHING	34	46	-12	-26%
SHOPLIFTING	158	187	-29	-16%
FROM MOTOR VEHICLES	961	864	97	11%
MOTOR VEH. PARTS/ACCESSORIES	188	195	-7	-4%
BICYCLES	15	10	5	50%
FROM BUILDINGS	131	147	-16	-11%
FROM COIN OPERATED MACHINES	3	10	-7	-70%
ALL OTHER	369	316	53	17%
AUTO THEFT	718	803	-85	-11%
<b>TOTAL</b>	<b>4,261</b>	<b>4,671</b>	<b>-410</b>	<b>-9%</b>

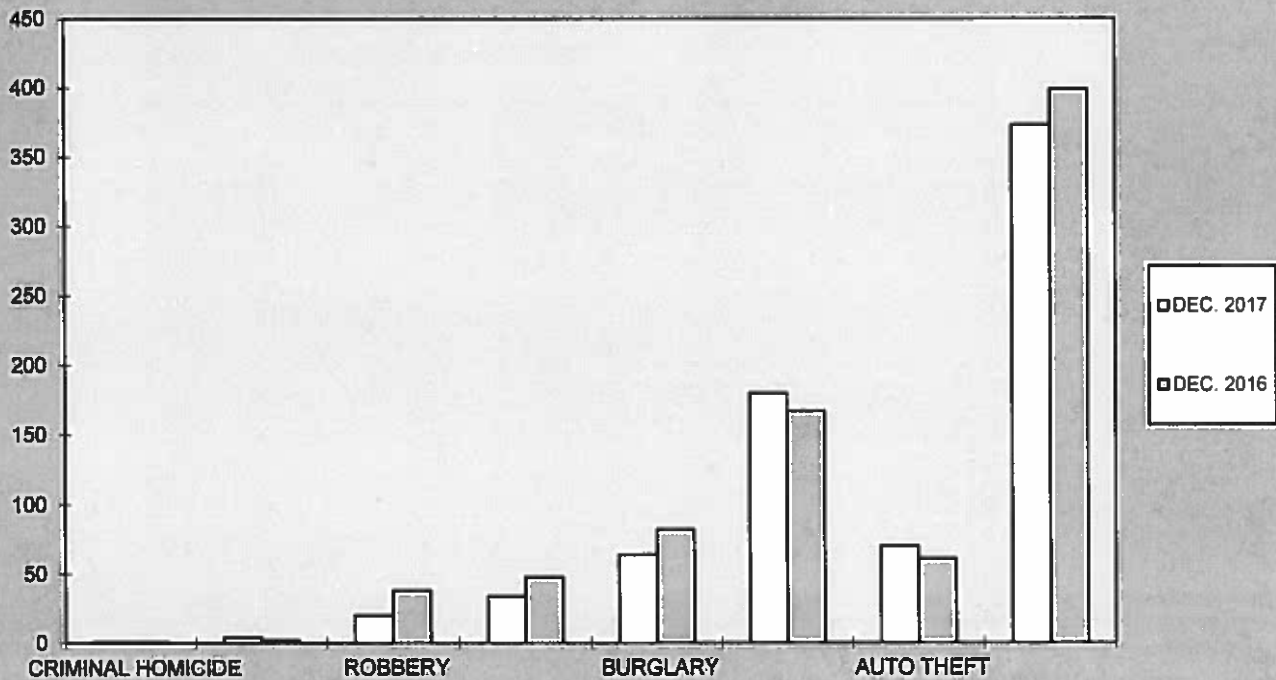
**ZONE 3 YEAR TO DATE CRIME COMPARISON**



**2017  
MONTHLY CRIME COMPARISON**

<b>ZONE 4</b>				
<b>CRIME</b>	<b>DEC. 2017</b>	<b>DEC. 2016</b>	<b># DIFFERENCE</b>	<b>% DIFFERENCE</b>
CRIMINAL HOMICIDE	1	1	0	0%
RAPE	4	2	2	100%
ROBBERY	20	38	-18	-47%
AGG. ASSAULT	34	48	-14	-29%
BURGLARY	64	82	-18	-22%
RESIDENCE	49	65	-16	-25%
NON-RESIDENCE	15	17	-2	-12%
LARCENY	180	167	13	8%
POCKETPICKING	0	0	0	0%
PURSE SNATCHING	1	4	-3	-75%
SHOPLIFTING	22	30	-8	-27%
FROM MOTOR VEHICLES	105	91	14	15%
MOTOR VEH. PARTS/ACCESSORIES	14	10	4	40%
BICYCLES	0	2	-2	-100%
FROM BUILDINGS	12	8	4	50%
FROM COIN OPERATED MACHINES	0	0	0	0%
ALL OTHER	26	22	4	18%
AUTO THEFT	70	61	9	15%
<b>TOTAL</b>	<b>373</b>	<b>399</b>	<b>-26</b>	<b>-7%</b>

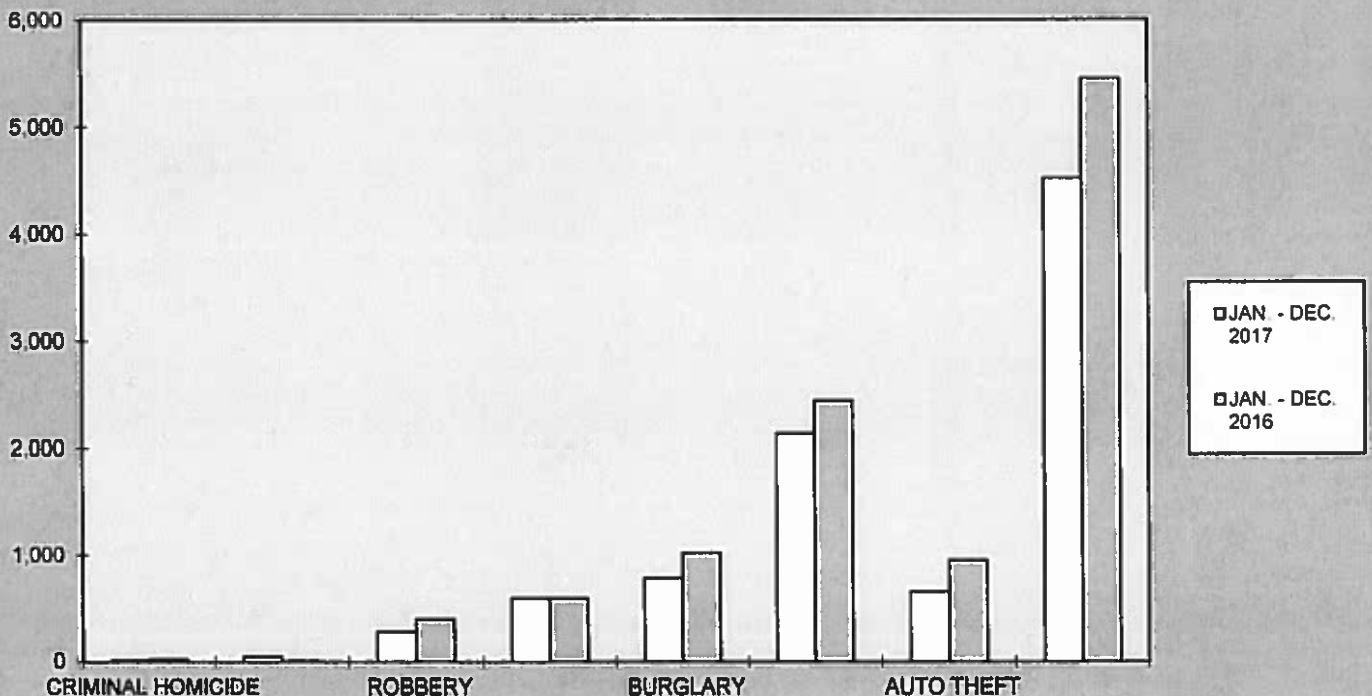
**ZONE 4 DECEMBER 2017 VS. DECEMBER 2016 CRIME COMPARISON**



**2017  
YEAR TO DATE CRIME COMPARISON**

<b>ZONE 4</b>				
<b>CRIME</b>	<b>JAN. - DEC. 2017</b>	<b>JAN. - DEC. 2016</b>	<b># DIFFERENCE</b>	<b>% DIFFERENCE</b>
CRIMINAL HOMICIDE	15	22	-7	-32%
RAPE	49	12	37	308%
ROBBERY	282	404	-122	-30%
AGG. ASSAULT	595	597	-2	0%
BURGLARY	788	1,024	-236	-23%
RESIDENCE	636	856	-220	-26%
NON-RESIDENCE	152	168	-16	-10%
LARCENY	2,134	2,442	-308	-13%
POCKETPICKING	7	12	-5	-42%
PURSE SNATCHING	51	60	-9	-15%
SHOPLIFTING	285	392	-107	-27%
FROM MOTOR VEHICLES	1,128	1,303	-175	-13%
MOTOR VEH. PARTS/ACCESSORIES	145	153	-8	-5%
BICYCLES	14	15	-1	-7%
FROM BUILDINGS	145	185	-40	-22%
FROM COIN OPERATED MACHINES	3	10	-7	-70%
ALL OTHER	356	312	44	14%
AUTO THEFT	659	954	-295	-31%
<b>TOTAL</b>	<b>4,522</b>	<b>5,455</b>	<b>-933</b>	<b>-17%</b>

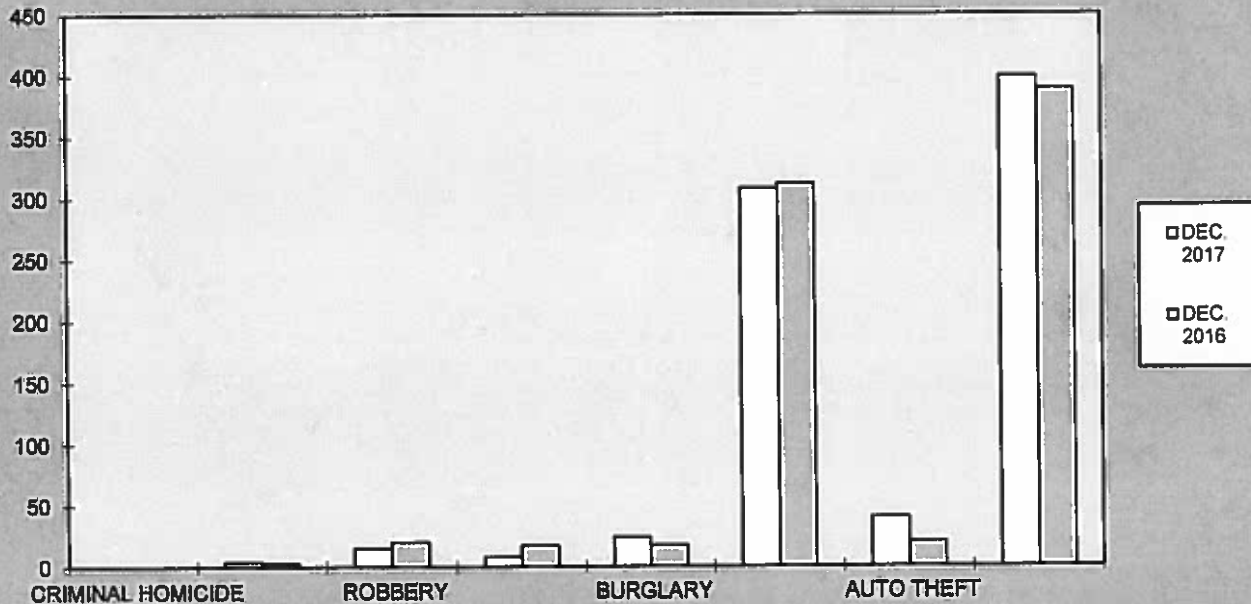
**ZONE 4 YEAR TO DATE CRIME COMPARISON**



**2017  
MONTHLY CRIME COMPARISON**

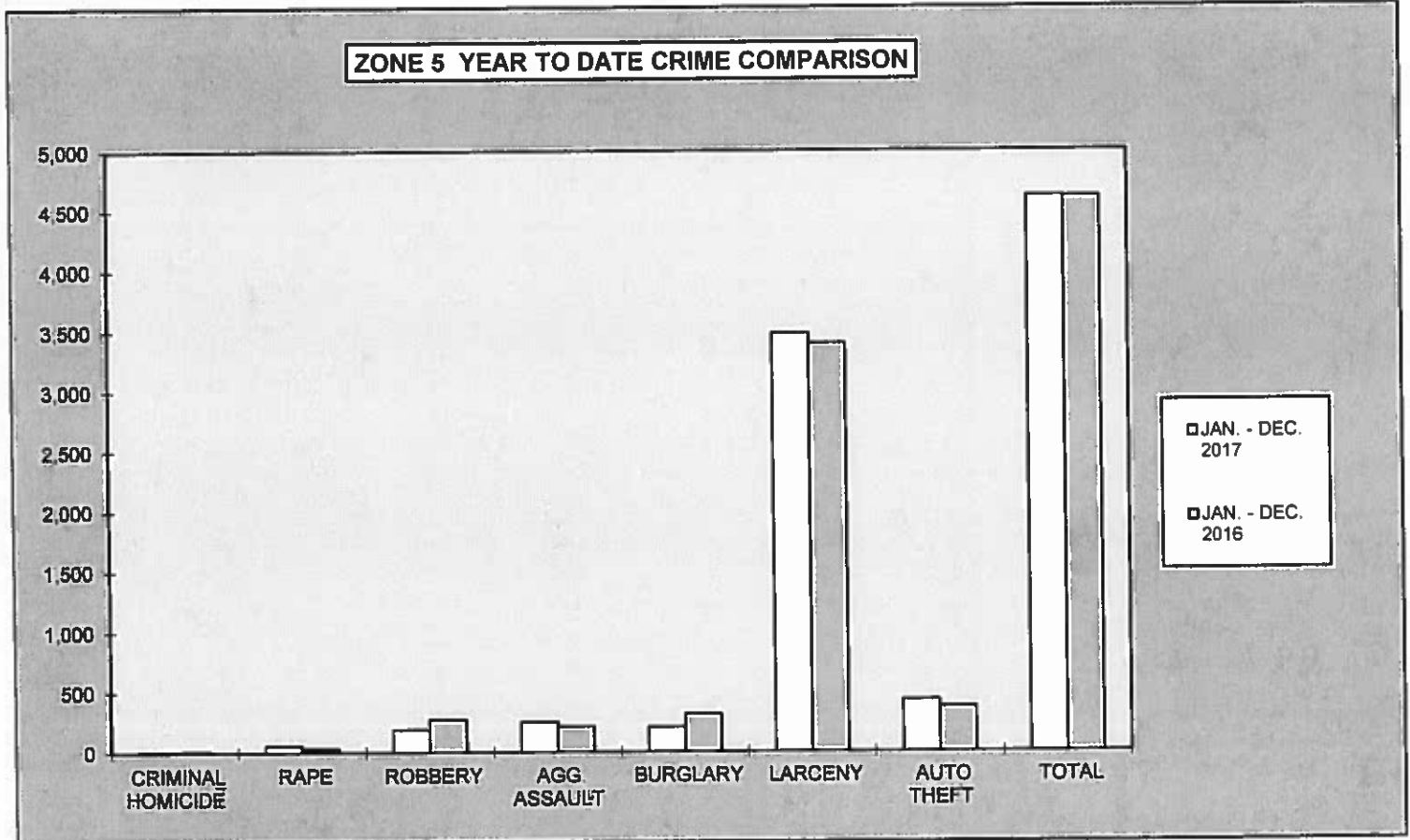
<b>ZONE 5</b>				
<b>CRIME</b>	<b>DEC. 2017</b>	<b>DEC. 2016</b>	<b># DIFFERENCE</b>	<b>% DIFFERENCE</b>
CRIMINAL HOMICIDE	0	0	0	0%
RAPE	4	3	1	33%
ROBBERY	15	20	-5	-25%
AGG. ASSAULT	8	17	-9	-53%
BURGLARY	24	17	7	41%
RESIDENCE	11	8	3	38%
NON-RESIDENCE	13	9	4	44%
LARCENY	308	312	-4	-1%
POCKETPICKING	0	2	-2	-100%
PURSE SNATCHING	3	2	1	50%
SHOPLIFTING	31	25	6	24%
FROM MOTOR VEHICLES	202	221	-19	-9%
MOTOR VEH. PARTS/ACCESSORIES	10	12	-2	-17%
BICYCLES	8	4	4	100%
FROM BUILDINGS	34	25	9	36%
FROM COIN OPERATED MACHINES	0	2	-2	-100%
ALL OTHER	20	19	1	5%
AUTO THEFT	40	20	20	100%
<b>TOTAL</b>	<b>399</b>	<b>389</b>	<b>10</b>	<b>3%</b>

**ZONE 5 DECEMBER 2017 VS. DECEMBER 2016 CRIME COMPARISON**



**2017  
YEAR TO DATE CRIME COMPARISON**

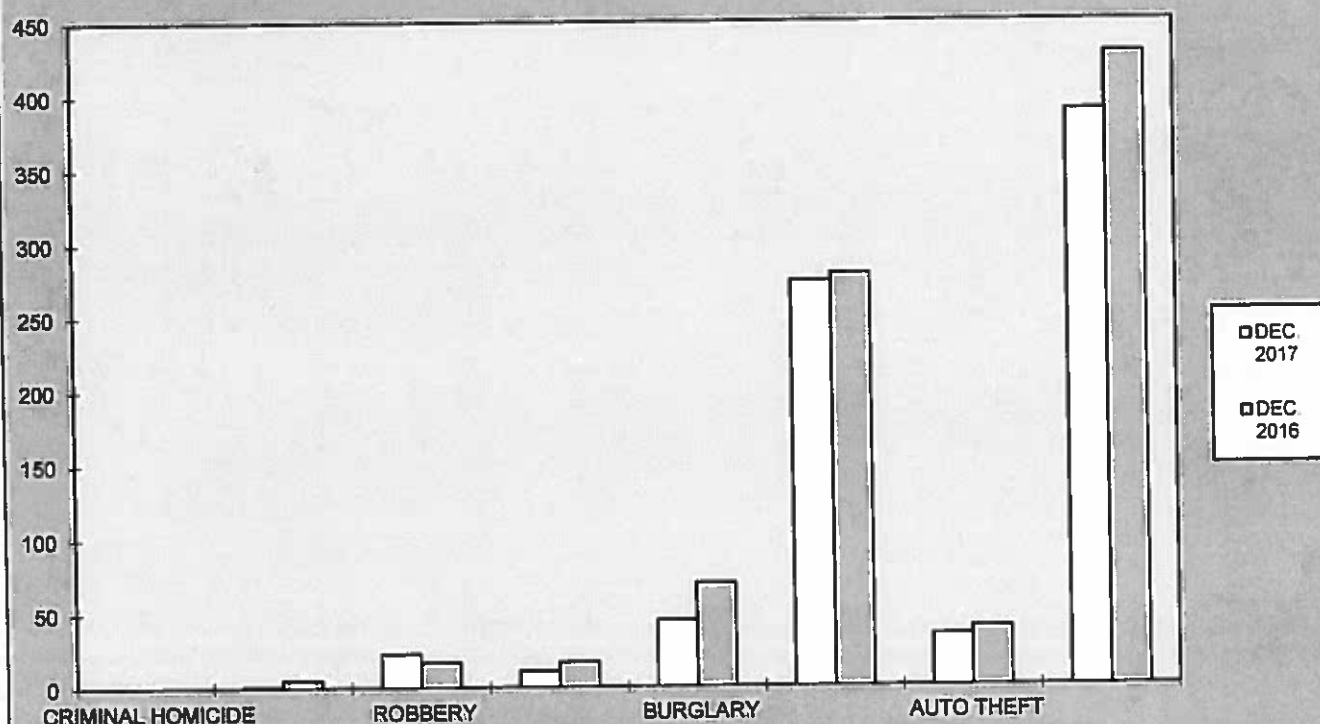
<b>ZONE 5</b>				
<b>CRIME</b>	<b>JAN. - DEC. 2017</b>	<b>JAN. - DEC. 2016</b>	<b># DIFFERENCE</b>	<b>% DIFFERENCE</b>
CRIMINAL HOMICIDE	8	8	0	0%
RAPE	58	33	25	76%
ROBBERY	189	273	-84	-31%
AGG. ASSAULT	249	215	34	16%
BURGLARY	206	315	-109	-35%
RESIDENCE	108	157	-49	-31%
NON-RESIDENCE	98	158	-60	-38%
LARCENY	3,480	3,396	84	2%
POCKETPICKING	20	19	1	5%
PURSE SNATCHING	58	65	-7	-11%
SHOPLIFTING	319	294	25	9%
FROM MOTOR VEHICLES	2,109	2,069	40	2%
MOTOR VEH. PARTS/ACCESSORIES	125	154	-29	-19%
BICYCLES	92	99	-7	-7%
FROM BUILDINGS	443	434	9	2%
FROM COIN OPERATED MACHINES	3	9	-6	-67%
ALL OTHER	311	253	58	23%
AUTO THEFT	431	373	58	16%
<b>TOTAL</b>	<b>4,621</b>	<b>4,613</b>	<b>8</b>	<b>0%</b>



**2017  
MONTHLY CRIME COMPARISON**

<b>ZONE 6</b>				
<b>CRIME</b>	<b>DEC. 2017</b>	<b>DEC. 2016</b>	<b># DIFFERENCE</b>	<b>% DIFFERENCE</b>
CRIMINAL HOMICIDE	0	0	0	0%
RAPE	1	5	-4	-80%
ROBBERY	23	17	6	35%
AGG. ASSAULT	11	17	-6	-35%
BURGLARY	45	70	-25	-36%
RESIDENCE	35	54	-19	-35%
NON-RESIDENCE	10	16	-6	-38%
LARCENY	274	279	-5	-2%
POCKETPICKING	2	0	2	100%
PURSE SNATCHING	1	4	-3	-75%
SHOPLIFTING	57	39	18	46%
FROM MOTOR VEHICLES	158	149	9	6%
MOTOR VEH. PARTS/ACCESSORIES	11	16	-5	-31%
BICYCLES	8	11	-3	-27%
FROM BUILDINGS	14	13	1	8%
FROM COIN OPERATED MACHINES	0	0	0	0%
ALL OTHER	23	47	-24	-51%
AUTO THEFT	35	40	-5	-13%
<b>TOTAL</b>	<b>389</b>	<b>428</b>	<b>-39</b>	<b>-9%</b>

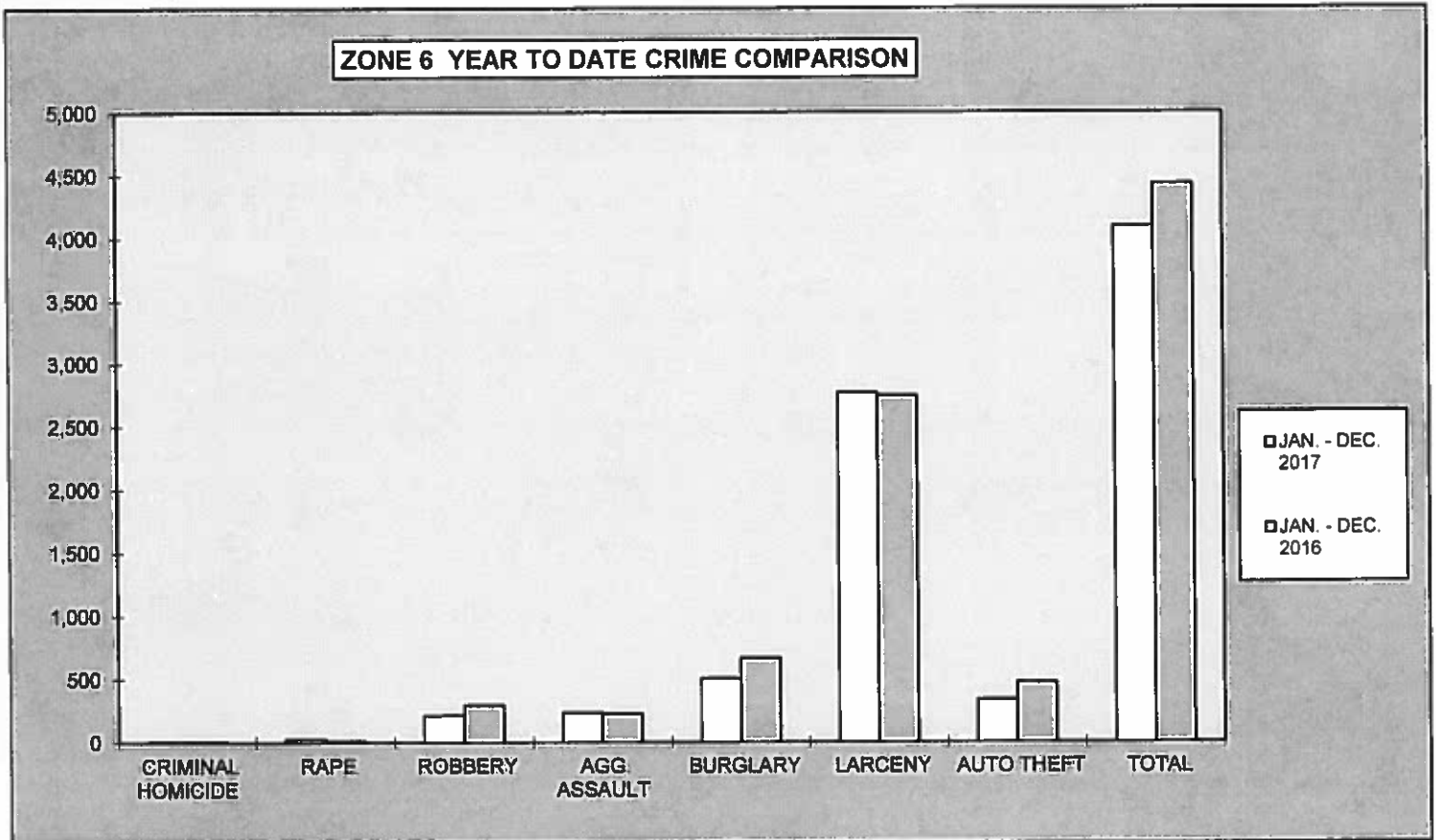
**ZONE 6 DECEMBER 2017 VS. DECEMBER 2016 CRIME COMPARISON**





**2017  
YEAR TO DATE CRIME COMPARISON**

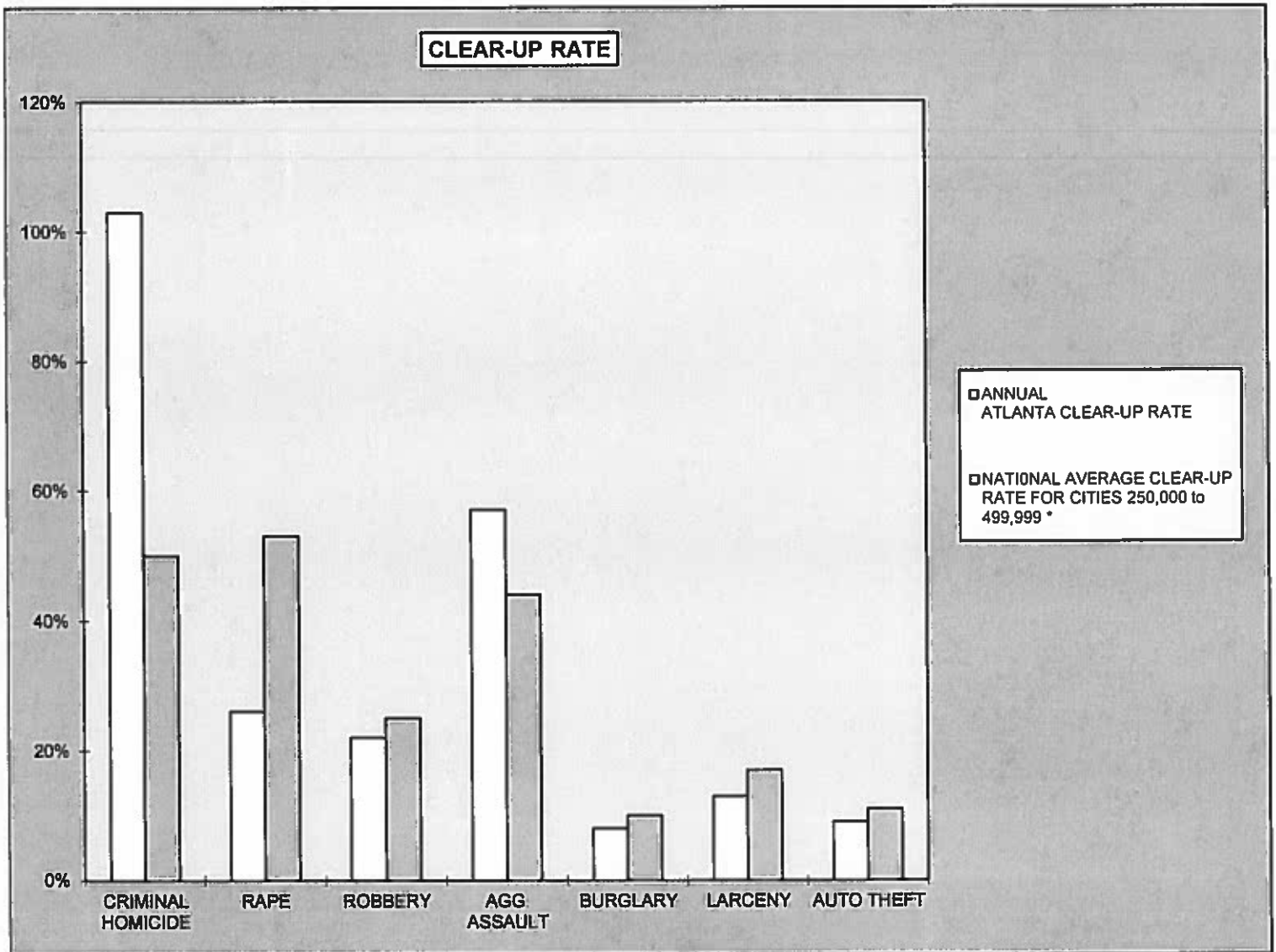
<b>ZONE 6</b>				
<b>CRIME</b>	<b>JAN. - DEC. 2017</b>	<b>JAN. - DEC. 2016</b>	<b># DIFFERENCE</b>	<b>% DIFFERENCE</b>
CRIMINAL HOMICIDE	5	7	-2	-29%
RAPE	28	14	14	100%
ROBBERY	216	298	-82	-28%
AGG. ASSAULT	238	228	10	4%
BURGLARY	504	667	-163	-24%
RESIDENCE	395	515	-120	-23%
NON-RESIDENCE	109	152	-43	-28%
LARCENY	2,768	2,746	22	1%
POCKETPICKING	10	6	4	67%
PURSE SNATCHING	29	40	-11	-28%
SHOPLIFTING	484	441	43	10%
FROM MOTOR VEHICLES	1,564	1,555	9	1%
MOTOR VEH. PARTS/ACCESSORIES	83	116	-33	-28%
BICYCLES	108	126	-18	-14%
FROM BUILDINGS	141	170	-29	-17%
FROM COIN OPERATED MACHINES	3	2	1	50%
ALL OTHER	346	290	56	19%
AUTO THEFT	336	473	-137	-29%
<b>TOTAL</b>	<b>4,095</b>	<b>4,433</b>	<b>-338</b>	<b>-8%</b>



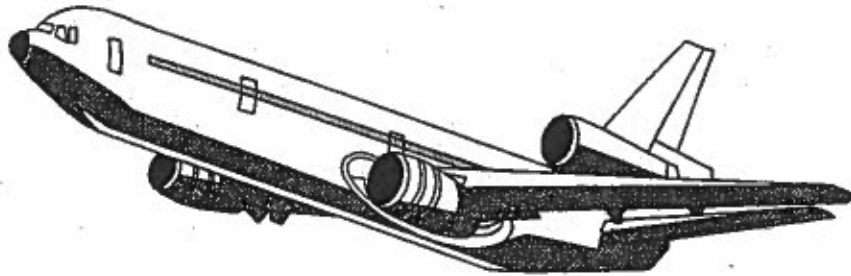
**2017  
CRIME COMPARISON  
CLEAR-UP RATE**

<b>CRIME</b>	<b>ANNUAL ATLANTA CLEAR-UP RATE</b>	<b>NATIONAL AVERAGE CLEAR-UP RATE FOR CITIES 250,000 to 499,999 *</b>
CRIMINAL HOMICIDE	103%	50%
RAPE	26%	53%
ROBBERY	22%	25%
AGG. ASSAULT	57%	44%
BURGLARY	8%	10%
LARCENY	13%	17%
AUTO THEFT	9%	11%

\* National Average for Cities 250,000 to 499,999 Based on Latest Annual (2016) FBI Uniform Crime Report



# APD



The Atlanta Airport  
UNIFORM CRIME REPORTING



DECEMBER 2017

SUPPORT SERVICES DIVISION  
INFORMATION SERVICES SECTION

**RETURN A - MONTHLY RETURN OF OFFENSES KNOWN TO THE POLICE**

1-720b (Rev. 8-30-94)  
OMB No. 110-0001

This report is authorized by law Title 28, Section 534, U. S. Code. While you are not required to respond, your cooperation in forwarding this report by the 7th day after the close of the month to Uniform Crime Reports, Federal Bureau of Investigation, Washington, D.C. 20535, will assist in compiling comprehensive, accurate national crime figures on a timely basis.

1	2	3	4	5	6
CLASSIFICATION OF OFFENSES	OFFENSES REPORTED OR KNOWN TO POLICE (INCLUDE "UNFOUNDED" AND ATTEMPTS)	UNFOUNDED, I.E., FALSE OR BASELESS COMPLAINTS	NUMBER OF ACTUAL OFFENSES (COLUMN 2 MINUS COLUMN 3) INCLUDE ATTEMPTS	TOTAL OFFENSES CLEARED BY ARREST OR EXCEPTIONAL MEANS (INCLUDES COL. 6)	NUMBER OF CLEARANCES INVOLVING ONLY PERSONS UNDER 18 YEARS OF AGE
1. CRIMINAL HOMICIDE					
a. MURDER AND NONNEGLIGENT HOMICIDE	11	0	0	0	0
b. MANSLAUGHTER BY NEGLIGENCE	12				
2. FORCIBLE RAPE TOTAL	20	0	0	0	0
a. Rape by Force	21	0	0	0	0
b. Attempts to commit Forcible Rape	22	0	0	0	0
3. ROBBERY TOTAL	30	0	0	0	0
a. Firearm	31	0	0	0	0
b. Knife or Cutting Instrument	32	0	0	0	0
c. Other Dangerous Weapon	33	0	0	0	0
d. Strong-Arm (Hands, Fists, Feet, etc.)	34	0	0	0	0
4. ASSAULT TOTAL	40	4	0	4	2
a. Firearm	41	0	0	0	0
b. Knife or cutting instrument	42	0	0	0	0
c. Other Dangerous Weapon	43	0	0	0	0
d. Strong-Arm	44	0	0	0	0
e. Other Assaults - Simple, Not Aggravated	45	4	0	4	2
5. BURGLARY TOTAL	50	0	0	0	0
a. Forcible Entry	51	0	0	0	0
b. Unlawful Entry - No Force	52	0	0	0	0
c. Attempted Forcible Entry	53	0	0	0	0
6. LARCENY THEFT TOTAL (except Motor Vehicle Theft)	60	31	0	31	6
7. MOTOR VEHICLE THEFT TOTAL	70	4	0	4	0
a. Autos	71	4	0	4	0
b. Trucks and Buses	72	0	0	0	0
c. Other Vehicles	73	0	0	0	0
GRAND TOTAL	77	39	0	39	8

CHECKING ANY OF THE APPROPRIATE BLOCKS BELOW WILL ELIMINATE YOUR NEED TO SUBMIT REPORTS WHEN THE VALUES ARE ZERO. THIS WILL ALSO AID THE NATIONAL PROGRAM IN ITS QUALITY CONTROL EFFORTS.

- NO SUPPLEMENTARY HOMICIDE REPORT SUBMITTED SINCE NO MURDERS, JUSTIFIABLE HOMICIDES, OR MANSLAUGHTER BY NEGLIGENCE OCCURRED IN THIS JURISDICTION DURING THE MONTH.
- NO SUPPLEMENT TO RETURN A REPORT SINCE NO CRIME OFFENSES OR RECOVERY OF PROPERTY REPORTED DURING THE MONTH.
- NO LAW ENFORCEMENT OFFICERS KILLED OR ASSAULTED REPORT SINCE NONE OF THE OFFICERS WERE ASSAULTED OR KILLED DURING THE MONTH.

- NO AGE, SEX, AND RACE OF PERSONS ARRESTED UNDER 18 YEARS OF AGE REPORT SINCE NO ARRESTS OF PERSONS WITHIN THIS AGE GROUP.
- NO AGE, SEX, AND RACE OF PERSONS ARRESTED 18 YEARS OF AGE AND OVER REPORT SINCE NO ARRESTS OF PERSONS WITHIN THIS AGE GROUP.
- NO MONTHLY RETURN OF ARSON OFFENSES KNOWN TO LAW ENFORCEMENT REPORT SINCE NO ARSONS OCCURRED.

DO NOT USE THIS SPACE

	INITIALS
RECORDED	
EDITED	
ENTERED	
ADJUSTED	
COMMENTS	

\* TOTALS INCLUDE PREVIOUS OFFENSES

DECEMBER 2017

Month and Year of Report

GA 060240X

Agency Identifier

JANUARY 27, 2018

Date

ATLANTA AIRPORT POLICE - GEORGIA

Agency and State

LIEUTENANT

Title

*[Signature]*  
Prepared By  
**E. SHIELDS**  
Chief, Commissioner, Sheriff, or Superintendent

CHIEF

## PROPERTY STOLEN BY CLASSIFICATION

CLASSIFICATION	Number of Actual (Column 4)	Offenses Return A)		Monetary Value of Property Stolen
1. MURDER AND NONNEGLIGENT MANSLAUGHTER	12	0		0.00
2. FORCIBLE RAPE	20	0		0.00
3. ROBBERY				
(a) HIGHWAY (streets, alleys, etc.)	31	0		0.00
(b) COMMERCIAL HOUSE (except c, d, and f)	32	0		0.00
(c) GAS OR SERVICE STATION	33	0		0.00
(d) CONVENIENCE STORE	34	0		0.00
(e) RESIDENCE (anywhere on premises)	35	0		0.00
(f) BANK	36	0		0.00
(g) MISCELLANEOUS	37	0		0.00
TOTAL ROBBERY	30	0	\$	0.00
5. BURGLARY - BREAKING OR ENTERING				
(a) RESIDENCE (dwelling)				
(1) NIGHT (6 p.m. - 6 a.m.)	51	0		0.00
(2) DAY (6 a.m. - 6 p.m.)	52	0		0.00
(3) UNKNOWN	53	0		0.00
(b) NON-RESIDENCE (store, office, etc.)				
(1) NIGHT (6 p.m. - 6 a.m.)	54	0		0.00
(2) DAY (6 a.m. - 6 p.m.)	55	0		0.00
(3) UNKNOWN	56	0		0.00
TOTAL BURGLARY	50	0	\$	0.00
6. LARCENY - THEFT (Except Motor Vehicle Theft)				
(a) \$200 AND OVER	61	9	5	18,356.00
(b) \$50 TO \$200	62	2		265.00
(c) UNDER \$50	63	20		9.00
TOTAL LARCENY (Same as Item 6X)	60	31	\$	18,630.00
7. MOTOR VEHICLE THEFT (Include Alleged Joy Ride)	70	4		80,002.00
GRAND TOTAL - ALL ITEMS	77		\$	98,632.00
<b>ADDITIONAL ANALYSIS OF LARCENY AND MOTOR VEHICLE THEFT</b>				
6X. NATURE OF LARCENIES UNDER ITEM 6				
(a) POCKET-PICKING	81	1		780.00
(b) PURSE-SNATCHING	82	0		0.00
(c) SHOPLIFTING	83	4		6.00
(d) FROM MOTOR VEHICLES (except e)	84	9		5,283.00
(e) MOTOR VEHICLE PARTS AND ACCESSORIES	85	0		0.00
(f) BICYCLES	86	0		0.00
(g) FROM BUILDING (except c and h)	87	5		10,165.00
(h) FROM ANY COIN-OPERATED MACHINES (parking meters, etc.)	88	0		0.00
(i) ALL OTHER	89	12		2,396.00
TOTAL LARCENIES (Same as Item 6)	80	31	\$	18,630.00
7X. MOTOR VEHICLES RECOVERED				
(a) STOLEN LOCALLY AND RECOVERED LOCALLY	91	4		
(b) STOLEN LOCALLY AND RECOVERED BY OTHER JURISDICTIONS	92	4		
(c) TOTAL LOCALLY STOLEN MOTOR VEHICLES RECOVERED (a & b)	93	8		
(d) STOLEN IN OTHER JURISDICTIONS AND RECOVERED LOCALLY	90	3		

SUPPLEMENT TO RETURN A  
MONTHLY RETURN OF OFFENSES KNOWN TO THE POLICE

1-706 (Rev.8-30-94)  
Form Approved  
OMB No. 1110-0007

This report is authorized by law, Title 28, Section 534, U. S. Code. While you are not required to respond, your cooperation in submitting this report with the Return A will assist the FBI in compiling comprehensive, accurate figures on a timely basis.

This form deals with the nature of crime and the monetary value of property stolen and recovered. The total offenses recorded on the form should be the same as the number of actual offenses listed in Column 4 of the Return A for each crime class. Include attempted crimes on this form, but do not include unfounded offenses. If you cannot complete the report in all areas, please record as much information as is available. Tally sheets will be sent upon request.

PROPERTY BY TYPE AND VALUE

Type of Property (1)	Data Entry	Monetary Value of Property Stolen in Your Jurisdiction	
		Stolen (2)	Recovered (3)
(A) Currency, Notes, Etc.	01	\$ 7,330.00	0.00
(B) Jewelry and Precious Metals	02	0.00	0.00
(C) Clothing and Furs	03	572.00	0.00
(D) Locally Stolen Motor Vehicles	04	80,002.00	240,003.00
(E) Office Equipment	05	0.00	0.00
(F) Televisions, Radios, Stereos, Etc.	06	4,734.00	0.00
(G) Firearms	07	502.00	0.00
(H) Household Goods	08	0.00	0.00
(I) Consumable Goods	09	54.00	0.00
(J) Livestock	10	0.00	0.00
(K) Miscellaneous	11	5,438.00	0.00
<b>TOTAL</b>	<b>00</b>	<b>\$ 98,632.00</b>	<b>\$ 240,003.00</b>

The total of this column should agree with the Grand Total (DATA ENTRY 77) shown on page 2.

Include in this column all property recovered even though stolen in prior months. The above is an accounting for only that property stolen in your jurisdiction. This will include property recovered for you by other jurisdictions, but not property you recover for them.

DATE JANUARY 27, 2018

PREPARED BY [Signature] TITLE LIEUTENANT

[Signature] CHIEF  
CHIEF, COORDINATOR, SHERIFF OR SUPERINTENDENT

DECEMBER 2017  
Month and Year of Report

GA 060240X  
Agency Identifier

ATLANTA AIRPORT POLICE - GEORGIA  
Agency and State









ATLANTA AIRPORT POLICE  
 AGE, SEX, AND RACE OF PERSONS ARRESTED  
 16 YEARS OF AGE AND UNDER

CLASSIFICATION OF OFFENSES	SEX	AGE					TOTAL	RACE				ETHNIC			
		0 9	10 12	13 14	15	16		White	Black	Native Amer.	Asian/Pacific	Whi. Hispanic	Blk Hispanic		
Murder/Nonnegligent Manslaughter 01a	M						0								
	F						0								
Manslaughter by Negligence 01b	M						0								
	F						0								
Forcible Rape 02	M						0								
	F						0								
Robbery 03	M						0								
	F						0								
Aggravated Assault 04	M						0								
	F						0								
Burglary- Breaking or Entering 05	M						0								
	F						0								
Larceny - Theft (except Motor Vehicle Theft) 06	M						0								
	F						0								
Motor Vehicle Theft 07	M						0								
	F						0								
Other Assaults 08	M						0								
	F						0								
Arson 09	M						0								
	F						0								
Forgery and Counterfeiting 10	M						0								
	F						0								
Fraud 11	M						0								
	F						0								
Embezzlement 12	M						0								
	F						0								
Stolen Property; Buying, Receiving, Possessing 13	M						0								
	F						0								
Vandalism 14	M						0								
	F						0								
Weapons 15	M						0								
	F						0								
Prostitution and Commercialized Vice 16	M						0								
	F						0								

ATLANTA AIRPORT POLICE  
AGE, SEX, AND RACE OF PERSONS ARRESTED  
16 YEARS OF AGE AND UNDER

MONTH DECEMBER

YEAR 2017

CLASSIFICATION OF OFFENSES	SEX	AGE						RACE				ETHNIC							
		0 9		10 12		13 14		15		16		TOTAL		White	Black	Native Amer.	Asian/Pacific	Whl. Hispanic	Blck Hispanic
17 Sex Offenses (except Rape and Prostitution)	M																		
	F																		
18 Drug Abuse Violations Grand Total	M	0	0	0	0	0	0	0	0	0	0	0	0	0	0	0	0	0	0
	F	0	0	0	0	0	0	0	0	0	0	0	0	0	0	0	0	0	0
180 (1) Sale/Manufacturing Subtotal	M	0	0	0	0	0	0	0	0	0	0	0	0	0	0	0	0	0	0
	F	0	0	0	0	0	0	0	0	0	0	0	0	0	0	0	0	0	0
a Opium or Cocaine and their Derivatives	M																		
	F																		
b Marijuana	M																		
	F																		
c Synthetic Narcotics	M																		
	F																		
d Other Dangerous Non-Narcotic Drugs	M																		
	F																		
185 (2) Possession Subtotal	M	0	0	0	0	0	0	0	0	0	0	0	0	0	0	0	0	0	0
	F	0	0	0	0	0	0	0	0	0	0	0	0	0	0	0	0	0	0
e Opium or Cocaine and their Derivatives	M																		
	F																		
f Marijuana	M																		
	F																		
g Synthetic Narcotics	M																		
	F																		
h Other Dangerous Non-Narcotic Drugs	M																		
	F																		
19 Gambling Total	M	0	0	0	0	0	0	0	0	0	0	0	0	0	0	0	0	0	0
	F	0	0	0	0	0	0	0	0	0	0	0	0	0	0	0	0	0	0
a Bookmaking	M																		
	F																		
b Numbers and Lottery	M																		
	F																		
c All Other Gambling	M																		
	F																		
20 Offenses Against Family and Children	M																		
	F																		

**ATLANTA AIRPORT POLICE  
AGE, SEX, AND RACE OF PERSONS ARRESTED  
16 YEARS OF AGE AND UNDER**

MONTH DECEMBER

YEAR 2017

CLASSIFICATION OF OFFENSES	SEX	AGE						RACE				ETHNIC							
		0 9		10 12		13 14		15		16		TOTAL	White	Black	Native Amer.	Asian/Pacific	Whl. Hispanic	Blck Hispanic	
Driving Under the Influence	M																		
	F																		
Liquor Laws	M																		
	F																		
Drunkenness	M																		
	F																		
Disorderly Conduct	M																		
	F																		
Vagrancy	M																		
	F																		
All Other Offenses (except Traffic)	M																		
	F																		
Suspicion	M																		
	F																		
Curfew and Loitering	M																		
	F																		
Run-Aways	M																		
	F																		
<b>Total</b>		0	0	0	0	0	0	0	0	0	0	0	0	0	0	0	0	0	0

DECEMBER 2017  
Month and Year of Report

GA 060240X  
Agency Identifier

JANUARY 27, 2018  
Date

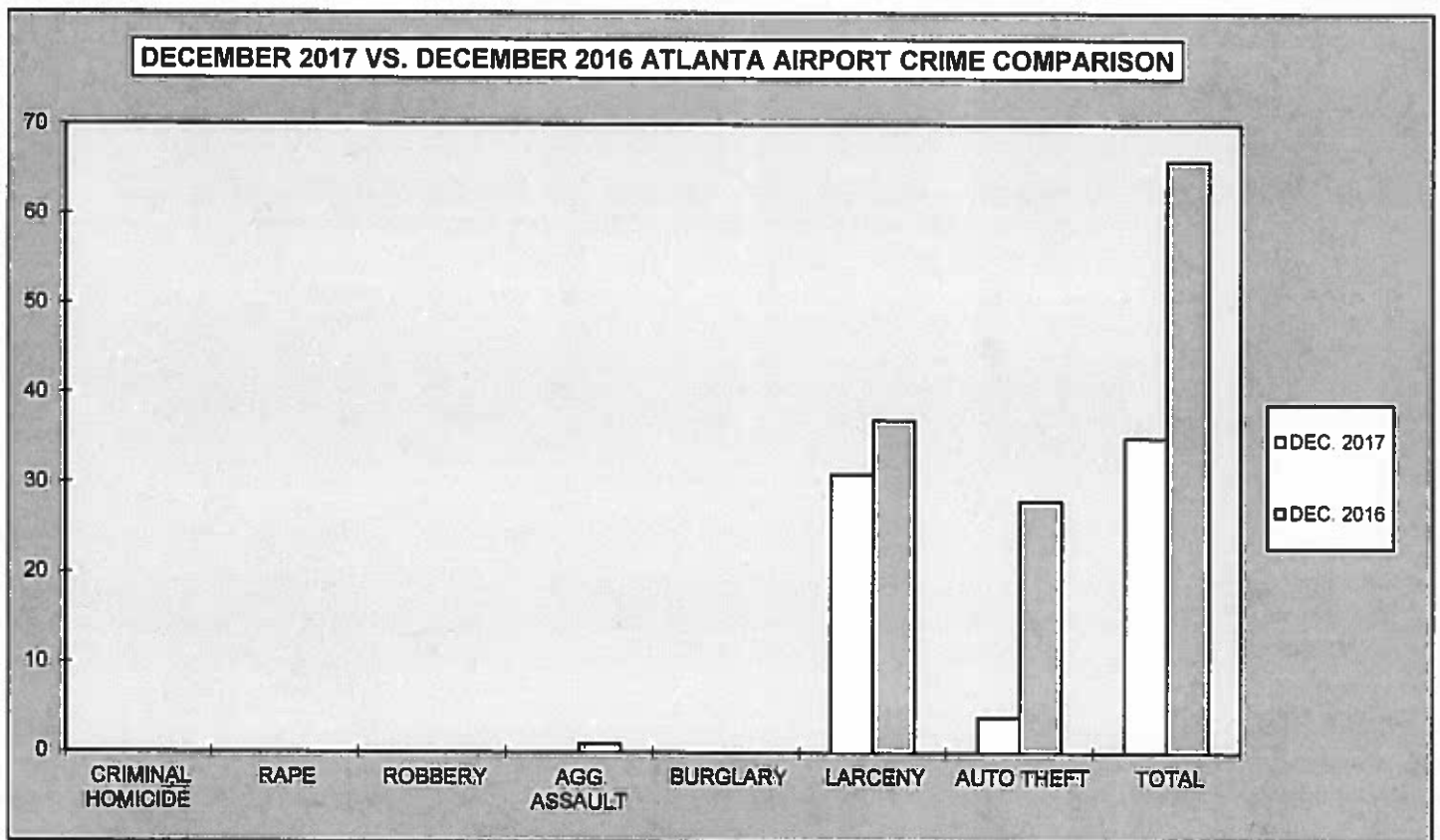
*[Signature]*  
Prepared By LIEUTENANT

*[Signature]*  
Chief, Commissioner, Sheriff, or Superintendent CHIEF

ATLANTA AIRPORT POLICE - GEORGIA  
Agency and State

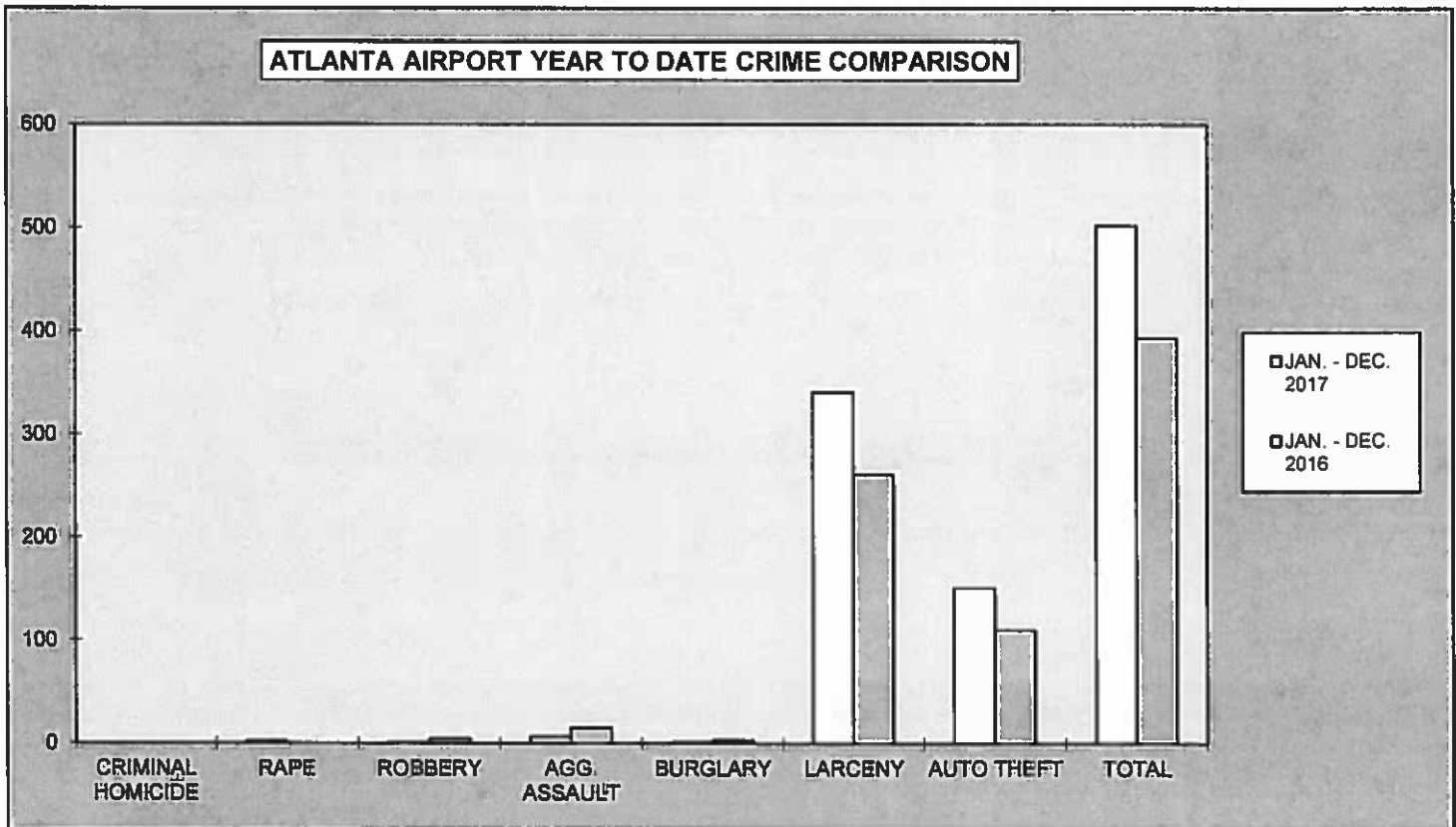
**2017  
ATLANTA AIRPORT  
MONTHLY CRIME COMPARISON**

CRIME	DEC. 2017	DEC. 2016	# DIFFERENCE	% DIFFERENCE
CRIMINAL HOMICIDE	0	0	0	0%
RAPE	0	0	0	0%
ROBBERY	0	0	0	0%
AGG. ASSAULT	0	1	-1	-100%
BURGLARY	0	0	0	0%
RESIDENCE	0	0	0	0%
NON-RESIDENCE	0	0	0	0%
LARCENY	31	37	-6	-16%
POCKETPICKING	1	0	1	100%
PURSE SNATCHING	0	0	0	0%
SHOPLIFTING	4	0	4	100%
FROM MOTOR VEHICLES	9	2	7	350%
MOTOR VEH. PARTS/ACCESSORIES	0	0	0	0%
BICYCLES	0	0	0	0%
FROM BUILDINGS	5	8	-3	-38%
FROM COIN OPERATED MACHINES	0	0	0	0%
ALL OTHER	12	27	-15	-56%
AUTO THEFT	4	28	-24	-86%
<b>TOTAL</b>	<b>35</b>	<b>66</b>	<b>-31</b>	<b>-47%</b>



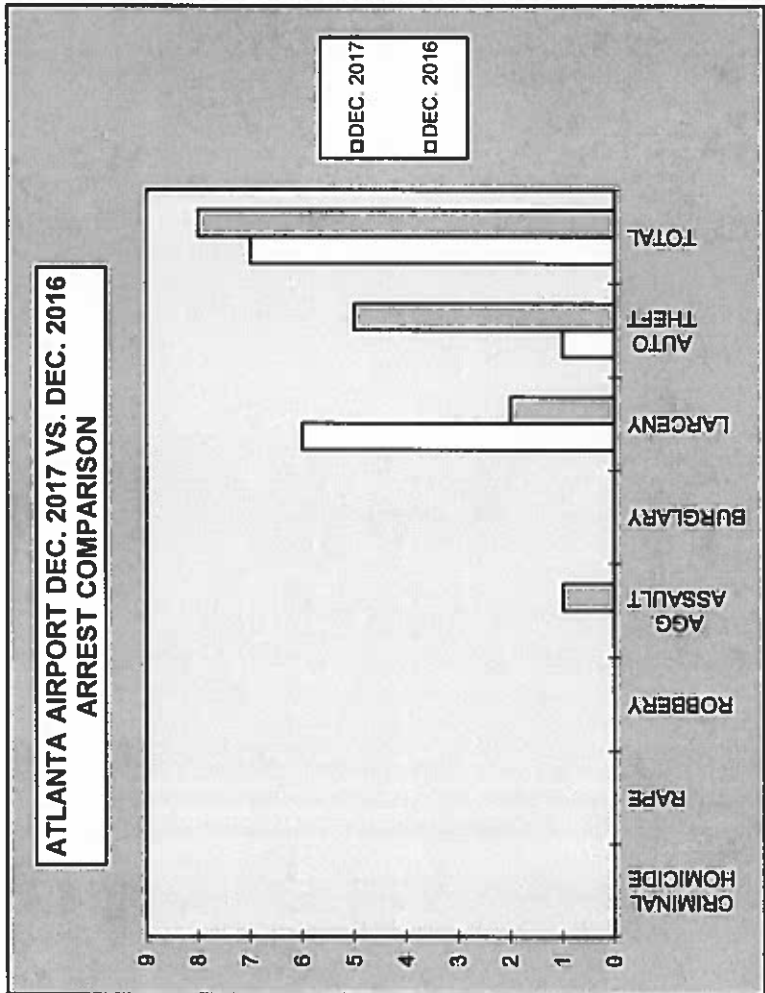
**2017  
ATLANTA AIRPORT  
YEAR TO DATE CRIME COMPARISON**

<b>ANNUAL CRIME COMPARISON</b>				
CRIME	JAN - DEC. 2017	JAN - DEC. 2016	# DIFFERENCE	% DIFFERENCE
CRIMINAL HOMICIDE	0	0	0	0%
RAPE	2	0	2	100%
ROBBERY	1	4	-3	-75%
AGG. ASSAULT	6	15	-9	-60%
BURGLARY	1	3	-2	-67%
RESIDENCE	0	0	0	0%
NON-RESIDENCE	1	3	-2	-67%
LARCENY	341	261	80	31%
POCKETPICKING	3	4	-1	-25%
PURSE SNATCHING	2	6	-4	-67%
SHOPLIFTING	26	9	17	189%
FROM MOTOR VEHICLES	36	33	3	9%
MOTOR VEH. PARTS/ACCESSORIES	11	19	-8	-42%
BICYCLES	1	0	1	100%
FROM BUILDINGS	47	78	-31	-40%
FROM COIN OPERATED MACHINES	0	0	0	0%
ALL OTHER	215	112	103	92%
AUTO THEFT	151	110	41	37%
<b>TOTAL</b>	<b>502</b>	<b>393</b>	<b>109</b>	<b>28%</b>

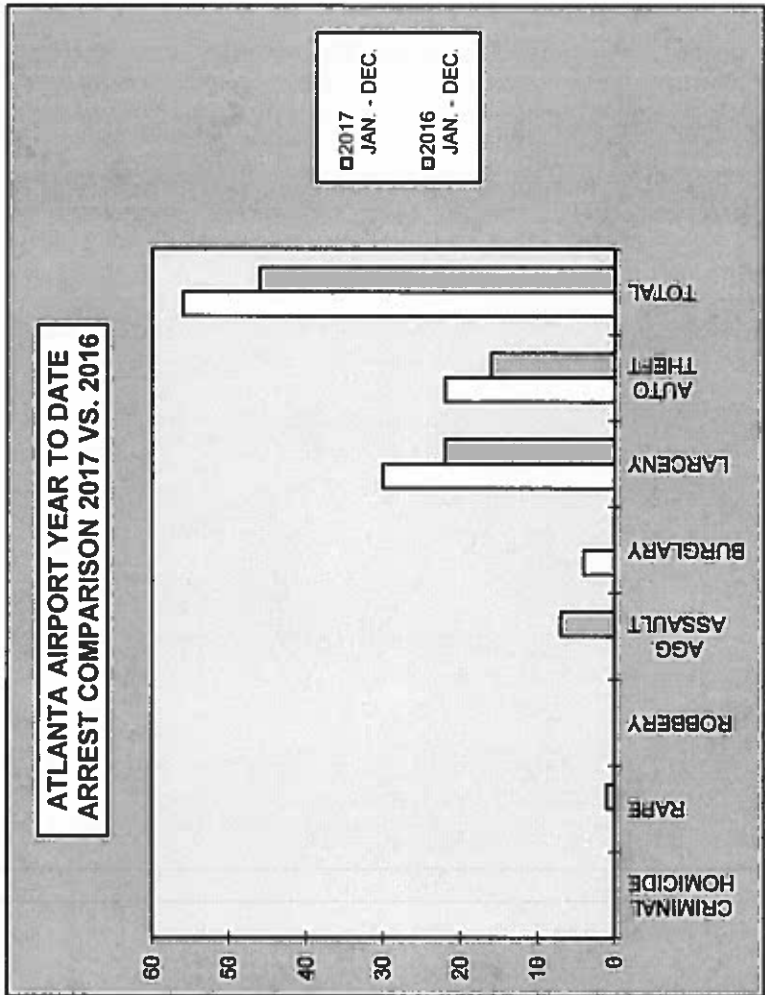


**2017  
ATLANTA AIRPORT  
ARREST COMPARISON**

DECEMBER ARREST COMPARISON				
CRIME	DEC. 2017	DEC. 2016	# DIFFERENCE	% DIFFERENCE
CRIMINAL HOMICIDE	0	0	0	0%
RAPE	0	0	0	0%
ROBBERY	0	0	0	0%
AGG. ASSAULT	0	1	-1	-100%
BURGLARY	0	0	0	0%
LARCENY	6	2	4	200%
AUTO THEFT	1	5	-4	-80%
<b>TOTAL</b>	<b>7</b>	<b>8</b>	<b>-1</b>	<b>-13%</b>



ANNUAL ARREST COMPARISON				
CRIME	2017 JAN. - DEC.	2016 JAN. - DEC.	# DIFFERENCE	% DIFFERENCE
CRIMINAL HOMICIDE	0	0	0	0%
RAPE	0	1	-1	-100%
ROBBERY	0	0	0	0%
AGG. ASSAULT	0	7	-7	-100%
BURGLARY	4	0	4	100%
LARCENY	30	22	8	36%
AUTO THEFT	22	16	6	38%
<b>TOTAL</b>	<b>56</b>	<b>46</b>	<b>10</b>	<b>22%</b>



**2017  
ATLANTA AIRPORT  
CLEAR-UP RATE**

<b>CRIME</b>	<b>ATLANTA AIRPORT DEC. 2017 CLEAR-UP RATE</b>	<b>ATLANTA AIRPORT DEC. 2016 CLEAR-UP RATE</b>
CRIMINAL HOMICIDE	0%	0%
RAPE	0%	0%
ROBBERY	0%	0%
AGG. ASSAULT	0%	100%
BURGLARY	0%	0%
LARCENY	19%	5%
AUTO THEFT	0%	18%

