

FBI

UNIFORM CRIME REPORTING

ATLANTA POLICE DEPARTMENT
226 PEACHTREE STREET, SW
ATLANTA, GEORGIA 30303



APRIL 2018



SUPPORT SERVICES DIVISION
INFORMATION SERVICES SECTION

TABLE OF CONTENTS

	Page
U. C. R. COMPARATIVE CRIME REPORT -----	1
RETURN A - MONTHLY RETURN OF OFFENSES KNOWN TO THE POLICE -----	2
PROPERTY STOLEN BY CLASSIFICATION -----	3
	3a
LAW ENFORCEMENT OFFICERS KILLED OR ASSAULTED -----	4
MONTHLY RETURN OF ARSON OFFENSES KNOWN TO LAW ENFORCEMENT -----	5
POLICE DISPOSITION OF JUVENILES -----	6
SUPPLEMENTARY HOMICIDE REPORT -----	7
SEX AND RACE OF PERSONS ARRESTED -----	8
	8a-8e
HOMICIDE COMPARISON REPORT -----	9
HOMICIDE BREAKDOWN REPORT -----	10
SEVEN MAJOR CRIMES - MONTHLY CRIME COMPARISON -----	11
SEVEN MAJOR CRIMES - YEAR TO DATE CRIME COMPARISON -----	12
SEVEN MAJOR CRIMES ARREST MONTHLY AND YEAR TO DATE COMPARISON -----	13
CRIMES AGAINST PERSONS MONTHLY AND YEAR TO DATE COMPARISON -----	14
CRIMES AGAINST PROPERTY MONTHLY AND YEAR TO DATE COMPARISON -----	15
CRIMES AGAINST PERSONS & PROPERTY MONTHLY COMPARISON BY ZONES -----	16
CRIMES AGAINST PERSONS & PROPERTY YEAR TO DATE COMPARISON BY ZONES -----	17
SEVEN MAJOR CRIMES MONTHLY CRIME COMPARISON BY ZONES -----	18
SEVEN MAJOR CRIMES - YEAR TO DATE CRIME COMPARISON BY ZONES -----	19
SEVEN MAJOR CRIMES - MONTHLY CRIME COMPARISON - ZONE 1 -----	20
SEVEN MAJOR CRIMES - YEAR TO DATE CRIME COMPARISON - ZONE 1 -----	21
SEVEN MAJOR CRIMES - MONTHLY CRIME COMPARISON - ZONE 2 -----	22
SEVEN MAJOR CRIMES - YEAR TO DATE CRIME COMPARISON - ZONE 2 -----	23
SEVEN MAJOR CRIMES - MONTHLY CRIME COMPARISON - ZONE 3 -----	24
SEVEN MAJOR CRIMES - YEAR TO DATE CRIME COMPARISON - ZONE 3 -----	25
SEVEN MAJOR CRIMES - MONTHLY CRIME COMPARISON - ZONE 4 -----	26
SEVEN MAJOR CRIMES - YEAR TO DATE CRIME COMPARISON - ZONE 4 -----	27
SEVEN MAJOR CRIMES - MONTHLY CRIME COMPARISON - ZONE 5 -----	28
SEVEN MAJOR CRIMES - YEAR TO DATE CRIME COMPARISON - ZONE 5 -----	29
SEVEN MAJOR CRIMES - MONTHLY CRIME COMPARISON - ZONE 6 -----	30
SEVEN MAJOR CRIMES - YEAR TO DATE CRIME COMPARISON - ZONE 6 -----	31
CLEAR-UP RATE COMPARISON -----	32
ATLANTA AIRPORT -----	33
RETURN A - MONTHLY RETURN OF OFFENSES KNOWN TO THE POLICE -----	34
PROPERTY STOLEN BY CLASSIFICATION -----	35
	35a
SEX AND RACE OF PERSONS ARRESTED -----	36
	36a-36e
SEVEN MAJOR CRIMES - MONTHLY CRIME COMPARISON -----	37
SEVEN MAJOR CRIMES - YEAR TO DATE CRIME COMPARISON -----	38
SEVEN MAJOR CRIMES ARREST MONTHLY AND YEAR TO DATE COMPARISON -----	39
CLEAR-UP RATE COMPARISON -----	40

APRIL 2018
U.C.R. COMPARATIVE CRIME REPORT
SUPPORT SERVICES DIVISION
INFORMATION SERVICES SECTION

	APRIL 2018		APRIL 2017		COMPARATIVE ACTUAL	% CHANGE ACTUAL	COMPARATIVE CLEARED	% CHANGE CLEARED
	ACTUAL	CLEARED	ACTUAL	CLEARED				
MURDER	5	4	6	6	-1	-17%	-2	-33%
RAPE	30	16	21	8	9	43%	8	100%
ROBBERY	72	15	108	31	-36	-33%	-16	-52%
AGG. ASSAULT	225	139	228	105	-3	-1%	34	32%
BURGLARY - RESIDENCE	205	20	192	12	13	7%	8	67%
BURGLARY - NON-RESIDENCE	68	20	45	12	23	51%	8	67%
LARCENY - \$200 AND OVER	252	168	251	148	1	0%	20	14%
LARCENY - \$50 TO \$199	64	23	70	19	-6	-9%	4	21%
LARCENY - UNDER \$50	907	23	907	19	0	0%	4	21%
AUTO THEFT	275	23	232	19	43	19%	4	21%
TOTAL	2,103		2,060		43	2%		
AUTOS RECOVERED	19		146		-127	-87%		

	2018 JANUARY - APRIL		2017 JANUARY - APRIL		COMPARATIVE ACTUAL	% CHANGE ACTUAL	COMPARATIVE CLEARED	% CHANGE CLEARED
	ACTUAL	CLEARED	ACTUAL	CLEARED				
MURDER	26	18	23	23	3	13%	-5	-22%
RAPE	81	28	94	24	-13	-14%	4	17%
ROBBERY	341	63	445	102	-104	-23%	-39	-38%
AGG. ASSAULT	790	374	809	422	-19	-2%	-48	-11%
BURGLARY - RESIDENCE	710	74	830	77	-120	-14%	-3	-4%
BURGLARY - NON-RESIDENCE	258	705	249	643	9	4%	62	10%
LARCENY - \$200 AND OVER	1,084	70	946	72	138	15%	240	7%
LARCENY - \$50 TO \$199	254	70	247	72	7	3%	-2	-3%
LARCENY - UNDER \$50	3,604	104	3,364	308	240	7%	2	-3%
AUTO THEFT	1,001	70	965	72	36	4%	-2	-3%
TOTAL	8,149		7,972		177	2%		
AUTOS RECOVERED	104		308		-204	-66%		

RETURN A - MONTHLY RETURN OF OFFENSES KNOWN TO THE POLICE

1-720b (Rev. 8-30-94)
OMB No. 1110-0001

This report is authorized by law Title 28, Section 534, U. S. Code. While you are not required to respond, your cooperation in forwarding this report by the 7th day after the close of the month to Uniform Crime Reports, Federal Bureau of Investigation, Washington, D.C. 20535, will assist in compiling comprehensive, accurate national crime figures on a timely basis.

1	2	3	4	5	6
CLASSIFICATION OF OFFENSES	OFFENSES REPORTED OR KNOWN TO POLICE (INCLUDE "UNFOUNDED" AND ATTEMPTS)	UNFOUNDED, I.E., FALSE OR BASELESS COMPLAINTS	NUMBER OF ACTUAL OFFENSES (COLUMN 2 MINUS COLUMN 3) INCLUDE ATTEMPTS	TOTAL OFFENSES CLEARED BY ARREST OR EXCEPTIONAL MEANS (INCLUDES COL. 6)	NUMBER OF CLEARANCES INVOLVING ONLY PERSONS UNDER 18 YEARS OF AGE
1. CRIMINAL HOMICIDE					
a. MURDER AND NONNEGLIGENT HOMICIDE	11 6	1	5	4	0
b. MANSLAUGHTER BY NEGLIGENCE	12				
2. FORCIBLE RAPE TOTAL	20 34	4	30	16	0
a. Rape by Force	21 31	4	27	15	0
b. Attempts to commit Forcible Rape	22 3	0	3	1	0
3. ROBBERY TOTAL	30 74	2	72	15	0
a. Firearm	31 39	2	37	8	0
b. Knife or Cutting Instrument	32 6	0	6	1	0
c. Other Dangerous Weapon	33 6	0	6	2	0
d. Strong-Arm (Hands, Fists, Feet, etc.)	34 23	0	23	4	0
4. ASSAULT TOTAL	40 617	18	599	334	6
a. Firearm	41 123	6	117	79	0
b. Knife or cutting instrument	42 33	2	31	17	2
c. Other Dangerous Weapon	43 50	2	48	36	0
d. Strong-Arm	44 29	0	29	7	0
e. Other Assaults - Simple, Not Aggravated	45 382	8	374	195	4
5. BURGLARY TOTAL	50 276	3	273	20	1
a. Forcible Entry	51 197	2	195	16	1
b. Unlawful Entry - No Force	52 69	1	68	3	0
c. Attempted Forcible Entry	53 10	0	10	1	0
6. LARCENY THEFT TOTAL (except Motor Vehicle Theft)	60 1,241	18	1,223	168	3
7. MOTOR VEHICLE THEFT TOTAL	70 284	9	275	23	3
a. Autos	71 263	9	254	23	3
b. Trucks and Buses	72 16	0	16	0	0
c. Other Vehicles	73 5	0	5	0	0
GRAND TOTAL	77 2,532	55	2,477	580	13

CHECKING ANY OF THE APPROPRIATE BLOCKS BELOW WILL ELIMINATE YOUR NEED TO SUBMIT REPORTS WHEN THE VALUES ARE ZERO. THIS WILL ALSO AID THE NATIONAL PROGRAM IN ITS QUALITY CONTROL EFFORTS.

- NO SUPPLEMENTARY HOMICIDE REPORT SUBMITTED SINCE NO MURDERS, JUSTIFIABLE HOMICIDES, OR MANSLAUGHTER BY NEGLIGENCE OCCURRED IN THIS JURISDICTION DURING THE MONTH.
- NO SUPPLEMENT TO RETURN A REPORT SINCE NO CRIME OFFENSES OR RECOVERY OF PROPERTY REPORTED DURING THE MONTH.
- NO LAW ENFORCEMENT OFFICERS KILLED OR ASSAULTED REPORT SINCE NONE OF THE OFFICERS WERE ASSAULTED OR KILLED DURING THE MONTH.

- NO AGE, SEX, AND RACE OF PERSONS ARRESTED UNDER 18 YEARS OF AGE REPORT SINCE NO ARRESTS OF PERSONS WITHIN THIS AGE GROUP.
- NO AGE, SEX, AND RACE OF PERSONS ARRESTED 18 YEARS OF AGE AND OVER REPORT SINCE NO ARRESTS OF PERSONS WITHIN THIS AGE GROUP.
- NO MONTHLY RETURN OF ARSON OFFENSES KNOWN TO LAW ENFORCEMENT REPORT SINCE NO ARSONS OCCURRED.

DO NOT USE THIS SPACE

	INITIALS
RECORDED	
EDITED	
ENTERED	
ADJUSTED	
COPIES	

* TOTALS INCLUDE PREVIOUS OFFENSES

APRIL 2018

Month and Year of Report

GAAPD 0000

Agency Identifier

JUNE 1, 2018

Date

ATLANTA POLICE DEPARTMENT - GEORGIA

Agency and State

[Signature]
Prepared By

LIEUTENANT

Title

[Signature]
J. SHIELDS

CHIEF

Chief, Commissioner, Sheriff, or Superintendent

PROPERTY STOLEN BY CLASSIFICATION

CLASSIFICATION		Number of Actual (Column 4)	Offenses Return A)	Monetary Value of Property Stolen
1.	MURDER AND NONNEGLIGENT MANSLAUGHTER	12	5	\$ 0.00
2.	FORCIBLE RAPE	20	30	\$ 0.00
3.	ROBBERY			
(a)	HIGHWAY (streets, alleys, etc.)	31	44	19,800.00
(b)	COMMERCIAL HOUSE (except c, d, and f)	32	5	4.00
(c)	GAS OR SERVICE STATION	33	0	0.00
(d)	CONVENIENCE STORE	34	3	90.00
(e)	RESIDENCE (anywhere on premises)	35	9	105.00
(f)	BANK	36	0	0.00
(g)	MISCELLANEOUS	37	11	6,744.00
	TOTAL ROBBERY	30	72	\$ 26,743.00
5.	BURGLARY - BREAKING OR ENTERING			
(a)	RESIDENCE (dwelling)			
(1)	NIGHT (6 p.m. - 6 a.m.)	51	62	138,123.00
(2)	DAY (6 a.m. - 6 p.m.)	52	143	102,619.00
(3)	UNKNOWN	53	0	0.00
(b)	NON-RESIDENCE (store, office, etc.)			
(1)	NIGHT (6 p.m. - 6 a.m.)	54	31	88,494.00
(2)	DAY (6 a.m. - 6 p.m.)	55	37	47,000.00
(3)	UNKNOWN	56	0	0.00
	TOTAL BURGLARY	50	273	\$ 376,236.00
6.	LARCENY - THEFT (Except Motor Vehicle Theft)			
(a)	\$200 AND OVER	61	252	635,482.00
(b)	\$50 TO \$200	62	64	6,467.00
(c)	UNDER \$50	63	907	2,546.00
	TOTAL LARCENY (Same as Item 6X)	60	1,223	\$ 644,495.00
7.	MOTOR VEHICLE THEFT (Include Alleged Joy Ride)	70	275	\$ 110,568.00
	GRAND TOTAL - ALL ITEMS	77		\$ 1,158,042.00
ADDITIONAL ANALYSIS OF LARCENY AND MOTOR VEHICLE THEFT				
6X.	NATURE OF LARCENIES UNDER ITEM 6			
(a)	POCKET-PICKING	81	2	63.00
(b)	PURSE-SNATCHING	82	15	2,194.00
(c)	SHOPLIFTING	83	179	27,671.00
(d)	FROM MOTOR VEHICLES (except e)	84	726	425,883.00
(e)	MOTOR VEHICLE PARTS AND ACCESSORIES	85	49	1,779.00
(f)	BICYCLES	86	14	2,408.00
(g)	FROM BUILDING (except c and h)	87	88	91,956.00
(h)	FROM ANY COIN-OPERATED MACHINES (parking meters, etc.)	88	2	1,610.00
(i)	ALL OTHER	89	148	90,931.00
	TOTAL LARCENIES (Same as Item 6)	80	1,223	\$ 644,495.00
7X.	MOTOR VEHICLES RECOVERED			
(a)	STOLEN LOCALLY AND RECOVERED LOCALLY	91	19	
(b)	STOLEN LOCALLY AND RECOVERED BY OTHER JURISDICTIONS	92	0	
(c)	TOTAL LOCALLY STOLEN MOTOR VEHICLES RECOVERED (a & b)	93	19	
(d)	STOLEN IN OTHER JURISDICTIONS AND RECOVERED LOCALLY	90	N/A	

MONTHLY RETURN OF ARSON OFFENSES KNOWN TO LAW ENFORCEMENT

DO-73 (2-11-82)
Form Approved
OMB No. 1110-0008

This report is authorized by law Title 28, Section 534, United States Code, and the enactment of the fiscal year 1979, Department of Justice Authorization Bill S. 3151. While you are not required to respond, your cooperation in using this form to report all incidents of arson which become known to your department during the month will assist the FBI in compiling comprehensive, accurate data on a timely basis. Instructions appear on reverse side.

1 PROPERTY CLASSIFICATION	2 Offenses Reported or Known to Police (Include Unfounded and Attempts)	3 Unfounded, i.e. False or Baseless Complaints	4 Number of Actual Offenses (Column 2 Minus Column 3 (Include Attempts))	5 Total Offenses Cleared by Arrest or Exceptional Means (Include Column 6)	6 Number of Clearances Involving Only Persons Under 18 Years of Age	7 Offenses Where Structures Uninhabited, Abandoned, or not Normally in Use	8 Estimated Value of Property Damage
A. Single Occupancy Residential: Houses, Townhouses, Duplexes, etc.	11	11					\$
B. Other Residential: Apartments, Tenements, Flats, Hotels, Motels, Inns, Dormitories, Boarding Houses, etc.	4	2	2				\$ 550.
C. Storage: Barns, Garages, Warehouses, etc.							\$
D. Industrial/Manufacturing							\$
E. Other Commercial: Stores, Restaurants, Offices, etc.	2	2					\$
F. Community/Public: Churches, Jails, Schools, Colleges, Hospitals, etc.							\$
G. All Other Structure: Out Buildings, Monuments, Buildings Under Construction, etc.	17	15	2				\$ 550.
TOTAL STRUCTURE							
H. Motor Vehicles: Automobiles, Trucks, Buses, Motorcycles, etc.;	3		3	1	1		\$ 36,000.
I. Other Mobile Property: Trailers, Recreational Vehicles, Airplanes, Boats, etc.							\$
TOTAL MOBILE							
J. TOTAL OTHER Crops, Timber, Fences, Signs, etc.	3	2	3	1	1		\$ 36,000.
GRAND TOTAL	22	17	5	1	1		\$ 36,550.

Agency Identifier GAAPD 0000 Month APRIL 2018
 Agency ATLANTA POLICE DEPARTMENT State GEORGIA
 Prepared by [Signature] LIEUTENANT
 Chief, Commissioner, Sheriff, or Superintendent CHIEF

DO NOT WRITE HERE				
Recorded				
Edited				
Entered				
Adjusted				
Corres.				

SSD/5-17-18

AGENCY IDENTIFIER GAAPD 0000 REPORTING PERIOD APRIL 2018

AGENCY NAME ATLANTA POLICE DEPARTMENT

POLICE DISPOSITION OF JUVENILES

-Not to include neglect or traffic cases-

1. Handled within Department and released. (Warning, released to parents, etc.)	_____
2. Referred to juvenile court or probation department.	_____ 31 _____
3. Referred to welfare agency.	_____
4. Referred to other police agency.	_____
5. Referred to criminal or adult court.	_____
TOTAL	_____ 31 _____

MAY 24, 2018
DATE

[Signature] LIEUTENANT
PREPARED BY TITLE

[Signature] CHIEF
APPROVED BY TITLE

GCIC USE ONLY	
Recorded	_____
Reviewed	_____
Punched	_____
Verified	_____

RETURN TO
Georgia Crime Information Center/Uniform Crime Reporting
P. O. Box 1456
Atlanta, Georgia 30301

Return on or before the 7th of the following month

GCIC/UCR-012 (9/74)

SUPPLEMENTARY HOMICIDE REPORT

This report is authorized by law Title 28, Section 534, United States Code. While you are not required to respond, your cooperation in using this form to list data pertaining to all homicides reported on your Return A will assist the FBI in compiling comprehensive, accurate data regarding this important classification on a timely basis.

1a. Murder and Nonnegligent Manslaughter

List below specific information for all offenses shown in item 1a of the monthly Return A. In addition, list all justifiable killings of felons by a citizen or by a peace officer in the line of duty. A brief explanation in the circumstances column regarding unfounded homicide offenses will aid the national Uniform Crime Reporting Program in editing the reports.

Incident	Victim **			Offender**			Data Code		Weapon Used (Handgun, Rifle, Shotgun, Club, Poison, etc.)	Relationship of Victim to Offender (Husband, Wife, Son, Father, Acquaintance, Neighbor, Stranger, etc.)	Circumstances (Victim shot by robber, robbery victim shot robber, killed by patron during barroom brawl, etc.)
	Age	Sex	Race	Ethnicity	Age	Sex	Race	Ethnicity			
B	32	M	B	N					HANDGUN	UNKNOWN	OTHER
B	45	M	B	N					HANDGUN	UNKNOWN	OTHER
A	27	M	B	N	33	F	B	N	HANDGUN	BROTHER	OTHER - DOMESTIC
A	61	M	B	N	58	M	B	N	UNKNOWN OR OTHER (VEHICLE)	ACQUAINTANCE	OTHER ARGUMENTS
A	42	M	B	N	32	M	W	H	KNIFE/ CUTTING INSTRU.	ACQUAINTANCE	OTHER ARGUMENTS
A	33	M	B	N	21	M	B	N	HANDGUN	ACQUAINTANCE	FELON KILLED BY PRIVATE CITIZEN *

** - See reverse side for explanation

APRIL 2018		GAAPD 0000		LIEUTENANT	
Month and Year		Agency Identifier		Title	
ATLANTA POLICE DEPARTMENT		GEORGIA		CHIEF	
Agency		State		Chief, Sheriff, Commissioner, Superintendent	
Prepared By <i>[Signature]</i>					
Chief, Sheriff, Commissioner, Superintendent					
DO NOT WRITE HERE					
Recorded		Edited		Punched	
Verified		Adjusted			

ATLANTA POLICE DEPARTMENT
AGE, SEX, AND RACE OF PERSONS ARRESTED
17 YEARS OF AGE AND OVER

MONTH APRIL

YEAR 2018

CLASSIFICATION OF OFFENSES	SEX	AGE OF PERSON ARRESTED										RACE				ETHNIC							
		17	18	19	20	21	22	23	24	30	35	40	45	50	55	60	65	White	Black	Native Amer.	Asian/Pacific	Whl. Hispanic	Blk Hispanic
									29	34	39	44	49	54	59	64	UP	TOTAL					
All Other Gambling	M																						
	F																						
Offenses Against Family And Children	M						2	2															
	F						1	1															
Driving Under the Influence	M						1	1	1	1	1	1	1	1	1	2							
	F																						
Liquor Laws	M						2	1	1	1	1	1	1	1	1	4							
	F																						
Drunkness	M																						
	F																						
Disorderly Conduct	M						2	1	2	3	1	2	16	7	6	14	7	13	5	5	3	87	
	F																						
Vagrancy	M																						
	F																						
All Other Offenses (except Traffic)	M																						
	F																						
Suspicion	M																						
	F																						
TOTAL		30	26	33	32	43	37	35	305	203	162	99	120	82	85	42	26	1360	157	1196	3	4	0

APRIL 2018

Month and Year of Report

GAAPD 0000

Agency Identifier

JUNE 1, 2018

Date

ATLANTA POLICE DEPARTMENT - GEORGIA

Agency and State

Prepared By *[Signature]*

LIEUTENANT

Title

[Signature]

CHIEF

Chief, Commissioner, Sheriff, or Superintendent

ATLANTA POLICE DEPARTMENT
 AGE, SEX, AND RACE OF PERSONS ARRESTED
 16 YEARS OF AGE AND UNDER

MONTH APRIL

YEAR 2018

CLASSIFICATION OF OFFENSES	SEX	AGE						TOTAL	RACE				ETHNIC			
		09	10-12	13-14	15	16	White		Black	Native Amer.	Asian/Pacific	Whl. Hispanic	Blck Hispanic			
Murder/Nonnegligent Manslaughter	M						0									
	F						0									
Manslaughter by Negligence	M						0									
	F						0									
Forcible Rape	M						0									
	F						0									
Robbery	M						0									
	F						0									
Aggravated Assault	M			1			1				1					
	F						0									
Burglary- Breaking or Entering	M						0									
	F						0									
Larceny - Theft (except Motor Vehicle Theft)	M			3	1		4									
	F					1	1				5					
Motor Vehicle Theft	M			2	1	1	4									
	F						0				4					
Other Assaults	M			1	1		2									
	F			2			2				4					
Arson	M						0									
	F						0									
Forgery and Counterfeiting	M						0									
	F						0									
Fraud	M						0									
	F						0									
Embezzlement	M						0									
	F						0									
Stolen Property; Buying, Receiving, Possessing	M				3		3									
	F						0				3					
Vandalism	M						0									
	F						0									
Weapons	M				1		1									
	F						0				1					
Prostitution and Commercialized Vice	M						0									
	F						0									

ATLANTA POLICE DEPARTMENT
 AGE, SEX, AND RACE OF PERSONS ARRESTED
 16 YEARS OF AGE AND UNDER

MONTH APRIL

YEAR 2018

CLASSIFICATION OF OFFENSES	SEX	AGE						RACE				ETHNIC							
		0 9		10 12		13 14		15		16		TOTAL		White	Black	Native Amer.	Asian/Pacific	Whl. Hispanic	Blck Hispanic
		0	9	10	12	13	14	15	16	TOTAL	White	Black	Native Amer.	Asian/Pacific	Whl. Hispanic	Blck Hispanic			
17 Sex Offenses (except Rape and Prostitution)	M																		
	F																		
18 Drug Abuse Violations Grand Total	M	0	0	1	2	2	5	0	0	0	0	0	0	0	0	0	0	0	
	F	0	0	0	0	0	0	0	0	0	0	0	0	0	0	0	0	0	
180 (1) Sale/Manufacturing Subtotal	M	0	0	0	0	1	1	0	0	0	0	0	0	0	0	0	0	0	
	F	0	0	0	0	0	0	0	0	0	0	0	0	0	0	0	0	0	
a Opium or Cocaine and their Derivatives	M						0												
	F						0												
b Marijuana	M						0												
	F						0												
c Synthetic Narcotics	M						0												
	F						0												
d Other Dangerous Non-Narcotic Drugs	M					1	1												
	F						0												
185 (2) Possession Subtotal	M	0	0	1	2	1	4	0	0	0	0	0	0	0	0	0	0	0	
	F	0	0	0	0	0	0	0	0	0	0	0	0	0	0	0	0	0	
e Opium or Cocaine and their Derivatives	M						0												
	F						0												
f Marijuana	M			1	2	1	4												
	F						0												
g Synthetic Narcotics	M						0												
	F						0												
h Other Dangerous Non-Narcotic Drugs	M						0												
	F						0												
19 Gambling Total	M	0	0	0	0	0	0	0	0	0	0	0	0	0	0	0	0	0	
	F	0	0	0	0	0	0	0	0	0	0	0	0	0	0	0	0	0	
a Bookmaking	M						0												
	F						0												
b Numbers and Lottery	M						0												
	F						0												
c All Other Gambling	M						0												
	F						0												
20 Offenses Against Family and Children	M						0												
	F						0												

ATLANTA POLICE DEPARTMENT
AGE, SEX, AND RACE OF PERSONS ARRESTED
16 YEARS OF AGE AND UNDER

MONTH APRIL

YEAR 2018

CLASSIFICATION OF OFFENSES	SEX	AGE						RACE				ETHNIC		
		09	1012	1314	15	16	TOTAL	White	Black	Native Amer.	Asian/Pacific	Whl. Hispanic	Blck Hispanic	
Driving Under the Influence	M						0							
	F						0							
Liquor Laws	M						0							
	F						0							
Drunkness	M						0							
	F						0							
Disorderly Conduct	M			1		2	3							
	F						0			3				
Vagrancy	M						0							
	F						0							
All Other Offenses (except Traffic)	M			2		2	4							
	F						0			4				
Suspicion	M						0							
	F						0							
Curfew and Loitering	M					1	1							
	F						0			1				
Run-Aways	M						0							
	F						0							
Total		0	0	12	10	9	31	0	31	0	0	0	0	0

APRIL 2018

Month and Year of Report

GAAPD 0000

Agency Identifier

JUNE 1, 2018

Date

[Signature]
Prepared By

LIEUTENANT

ATLANTA POLICE DEPARTMENT - GEORGIA

Agency and State

[Signature]
Chief, Commissioner, Sheriff, or Superintendent

CHIEF

UNIFORM CRIME REPORTING

**LAW ENFORCEMENT
OPERATIONS
&
MANAGEMENT**

CRIME AREA COMPARISON

**SUPPORT SERVICES DIVISION
Information Services Section**

**APRIL 2018
APRIL 2017**

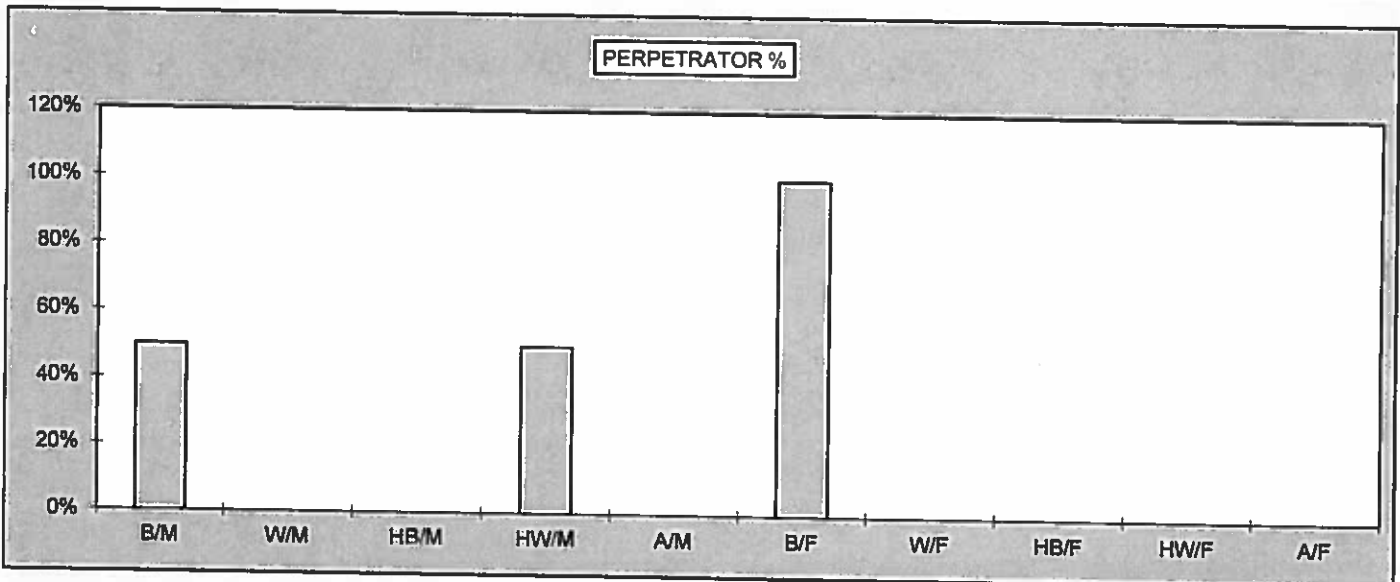

**2018
APRIL HOMICIDE COMPARISON
BY RACE, SEX, AND ETHNIC ORIGIN**

	VICTIM	PERPETRATOR
B/M	5	1
W/M	0	0
HB/M	0	0
HW/M	0	1
A/M	0	0
TOTAL MALES	5	2
B/F	0	1
W/F	0	0
HB/F	0	0
HW/F	0	0
A/F	0	0
TOTAL FEMALES	0	1
TOTAL	5	3

	VICTIM %	PERPETRATOR %
B/M	100%	50%
W/M	0%	0%
HB/M	0%	0%
HW/M	0%	50%
A/M	0%	0%

B/F	0%	100%
W/F	0%	0%
HB/F	0%	0%
HW/F	0%	0%
A/F	0%	0%

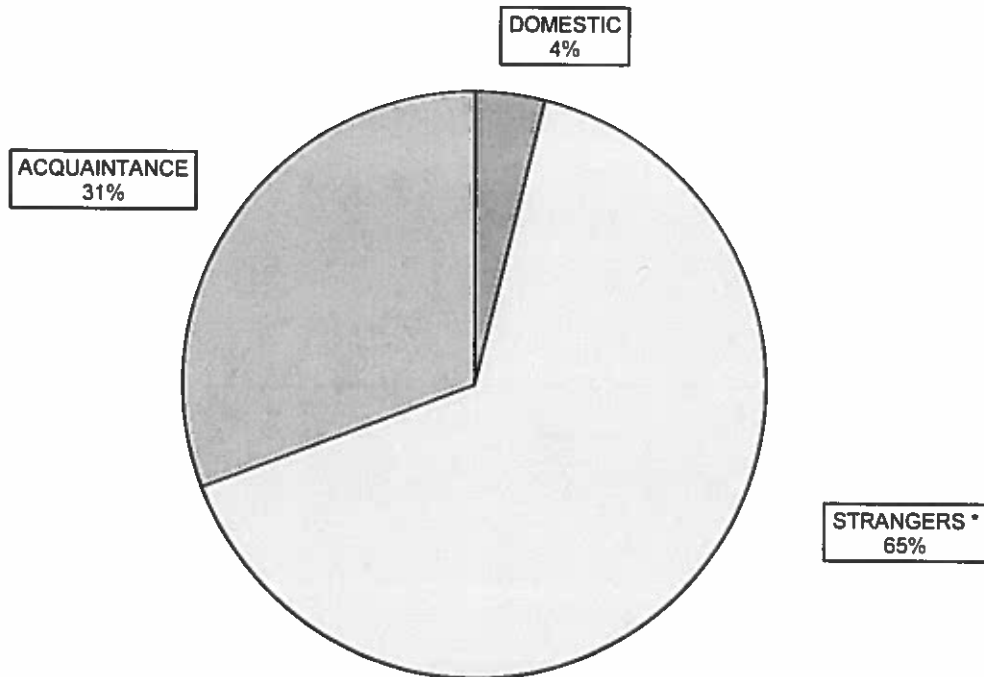
PERPETRATOR UNKNOWN FOR 2 HOMICIDES



**2018
HOMICIDE BREAKDOWN
YEAR TO DATE**

APRIL							
MONTH	ACTUAL	DOMESTIC	%	STRANGERS *	%	ACQUAINTANCE	%
JANUARY	6	0	0%	5	83%	1	17%
FEBRUARY	10	0	0%	7	70%	3	30%
MARCH	5	0	0%	3	60%	2	40%
APRIL	5	1	20%	2	40%	2	40%
MAY							
JUNE							
JULY							
AUGUST							
SEPTEMBER							
OCTOBER							
NOVEMBER							
DECEMBER							
TOTAL	26	1	4%	17	65%	8	31%

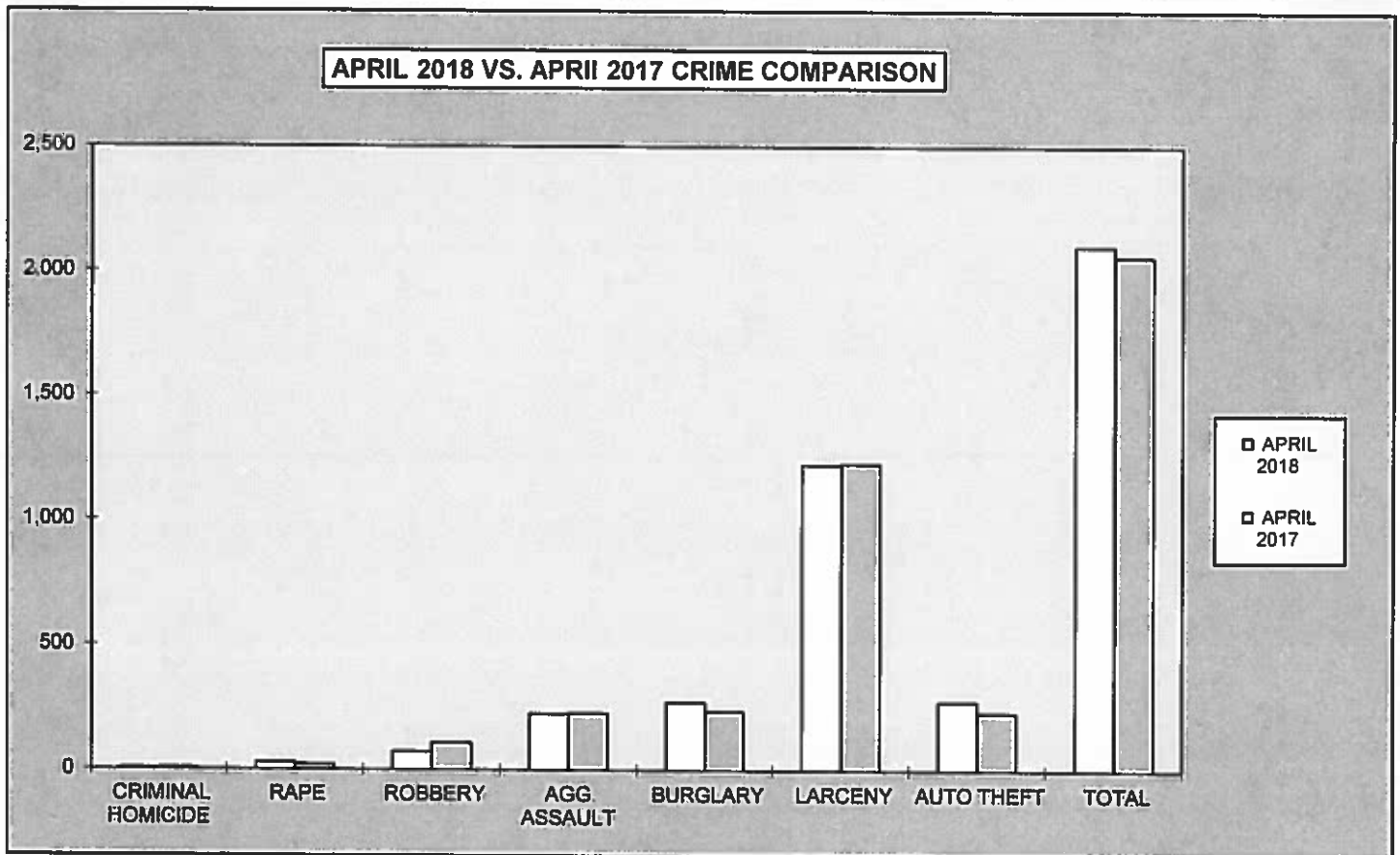
HOMICIDE BREAKDOWN BY VICTIM/OFFENDER RELATIONSHIP



* UNKNOWN INCLUDED IN WITH STRANGERS

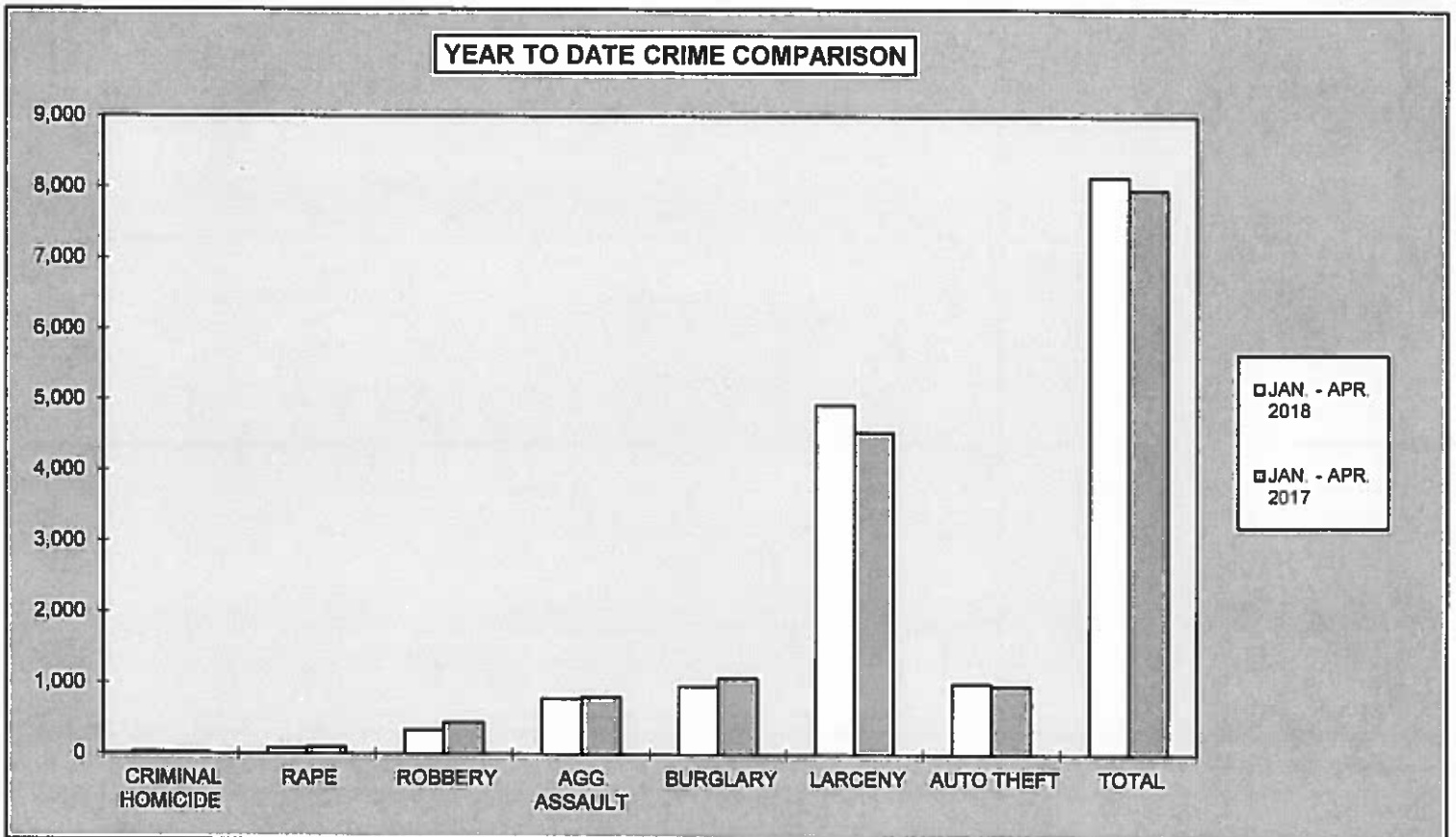
**2018
MONTHLY CRIME COMPARISON**

CRIME	APRIL 2018	APRIL 2017	# DIFFERENCE	% DIFFERENCE
CRIMINAL HOMICIDE	5	6	-1	-17%
RAPE	30	21	9	43%
ROBBERY	72	108	-36	-33%
AGG. ASSAULT	225	228	-3	-1%
BURGLARY	273	237	36	15%
RESIDENCE	205	192	13	7%
NON-RESIDENCE	68	45	23	51%
LARCENY	1,223	1,228	-5	0%
POCKETPICKING	2	9	-7	-78%
PURSE SNATCHING	15	23	-8	-35%
SHOPLIFTING	179	157	22	14%
FROM MOTOR VEHICLES	726	667	59	9%
MOTOR VEH. PARTS/ACCESSORIES	49	65	-16	-25%
BICYCLES	14	22	-8	-36%
FROM BUILDINGS	88	122	-34	-28%
FROM COIN OPERATED MACHINES	2	0	2	100%
ALL OTHER	148	163	-15	-9%
AUTO THEFT	275	232	43	19%
TOTAL	2,103	2,060	43	2%



**2018
YEAR TO DATE CRIME COMPARISON**

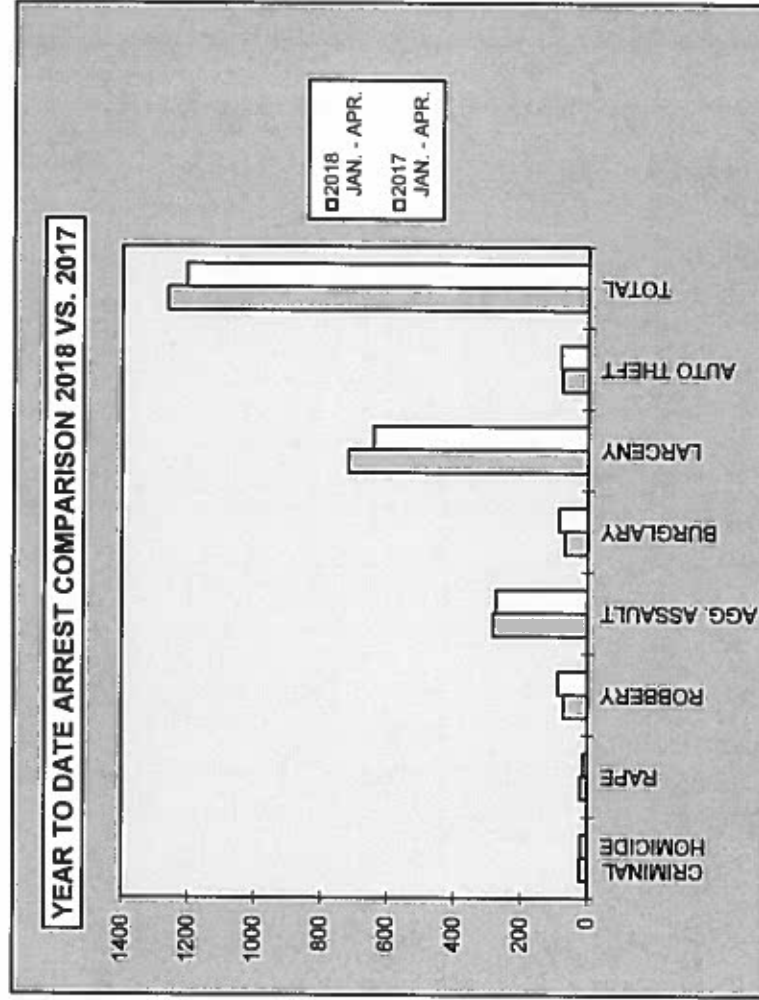
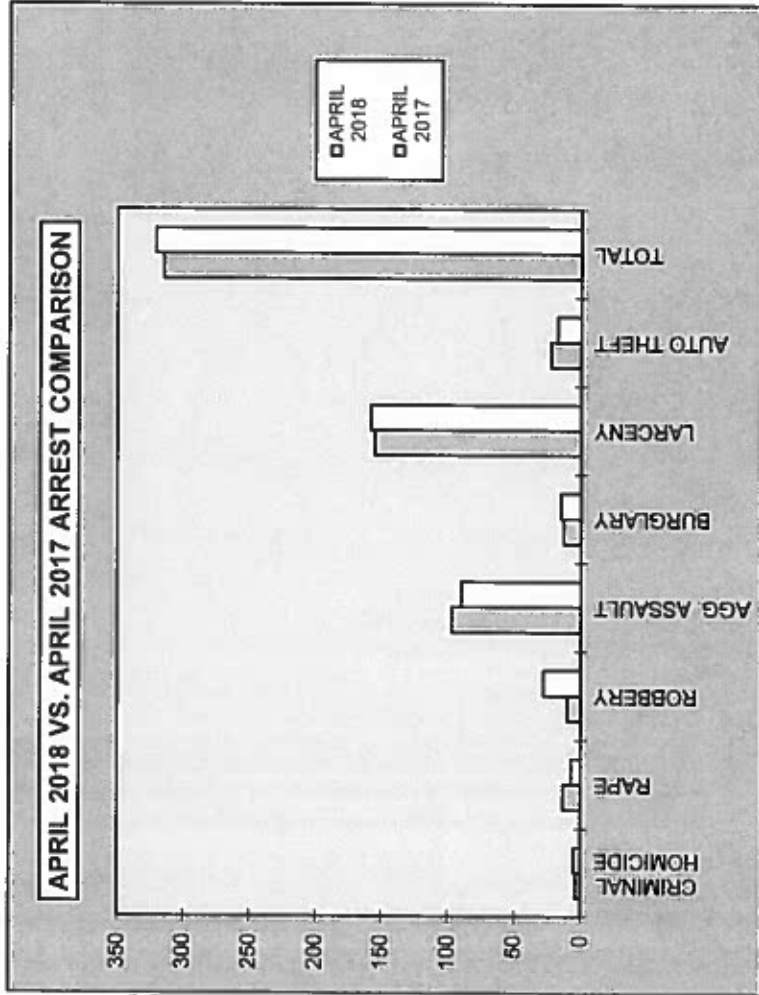
FIRST 4 MONTHS				
CRIME	JAN. - APR. 2018	JAN. - APR. 2017	# DIFFERENCE	% DIFFERENCE
CRIMINAL HOMICIDE	26	23	3	13%
RAPE	81	94	-13	-14%
ROBBERY	341	445	-104	-23%
AGG. ASSAULT	790	809	-19	-2%
BURGLARY	968	1,079	-111	-10%
RESIDENCE	710	830	-120	-14%
NON-RESIDENCE	258	249	9	4%
LARCENY	4,942	4,557	385	8%
POCKETPICKING	18	25	-7	-28%
PURSE SNATCHING	53	66	-13	-20%
SHOPLIFTING	807	712	95	13%
FROM MOTOR VEHICLES	2,810	2,396	414	17%
MOTOR VEH. PARTS/ACCESSORIES	243	237	6	3%
BICYCLES	69	69	0	0%
FROM BUILDINGS	375	438	-63	-14%
FROM COIN OPERATED MACHINES	7	4	3	75%
ALL OTHER	560	610	-50	-8%
AUTO THEFT	1,001	965	36	4%
TOTAL	8,149	7,972	177	2%



**2018
ARREST COMPARISON**

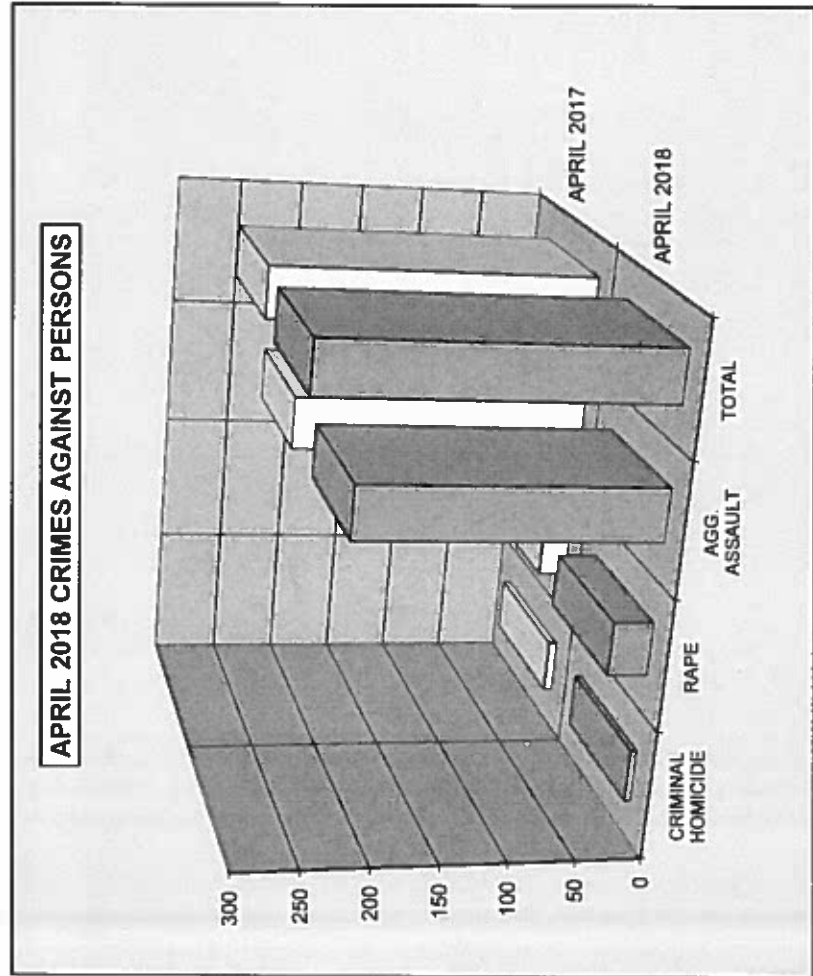
APRIL ARREST COMPARISON				
CRIME	APRIL 2018	APRIL 2017	# DIFFERENCE	% DIFFERENCE
CRIMINAL HOMICIDE	4	5	-1	-20%
RAPE	13	7	6	86%
ROBBERY	10	28	-18	-64%
AGG. ASSAULT	97	90	7	8%
BURGLARY	13	15	-2	-13%
LARCENY	155	158	-3	-2%
AUTO THEFT	23	18	5	28%
TOTAL	315	321	-6	-2%

FIRST 4 MONTHS ARREST COMPARISON				
CRIME	2018 JAN. - APR.	2017 JAN. - APR.	# DIFFERENCE	% DIFFERENCE
CRIMINAL HOMICIDE	22	20	2	10%
RAPE	22	12	10	83%
ROBBERY	72	89	-17	-19%
AGG. ASSAULT	283	275	8	3%
BURGLARY	69	86	-17	-20%
LARCENY	717	642	75	12%
AUTO THEFT	77	82	-5	-6%
TOTAL	1,262	1,206	56	5%

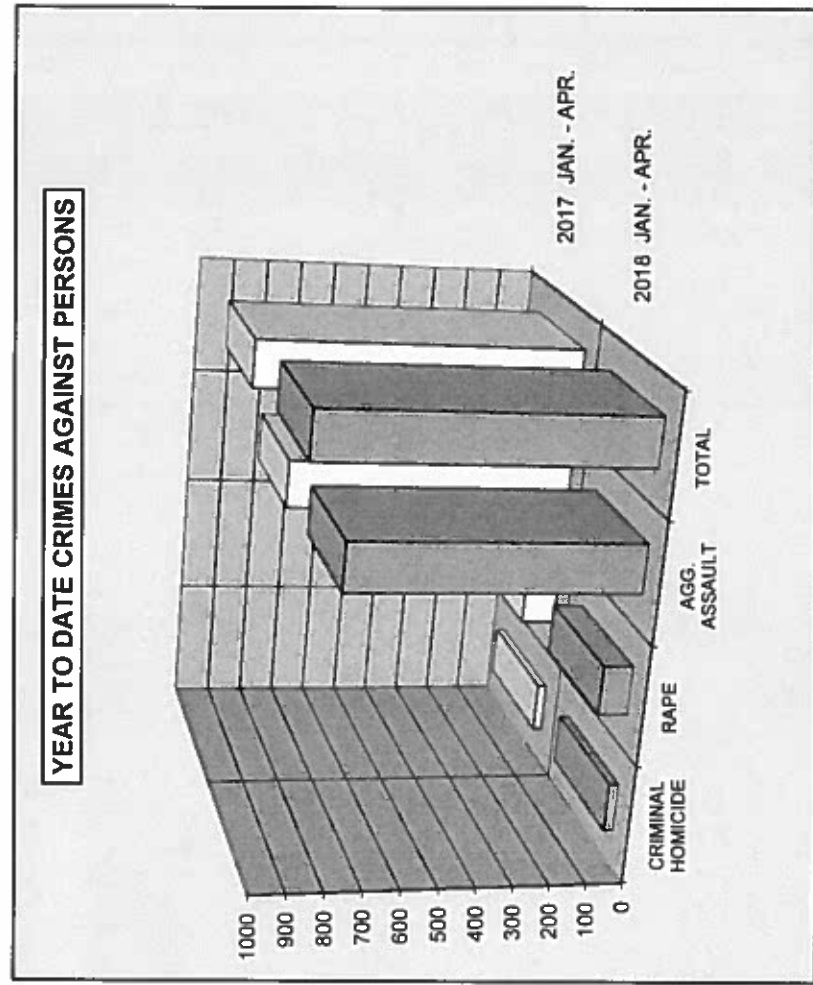


**2018
CRIME COMPARISON
CRIMES AGAINST PERSONS**

APRIL				
CRIME	APRIL 2018	APRIL 2017	# DIFFERENCE	% DIFFERENCE
CRIMINAL HOMICIDE	5	6	-1	-17%
RAPE	30	21	9	43%
AGG. ASSAULT	225	228	-3	-1%
TOTAL	260	255	5	2%

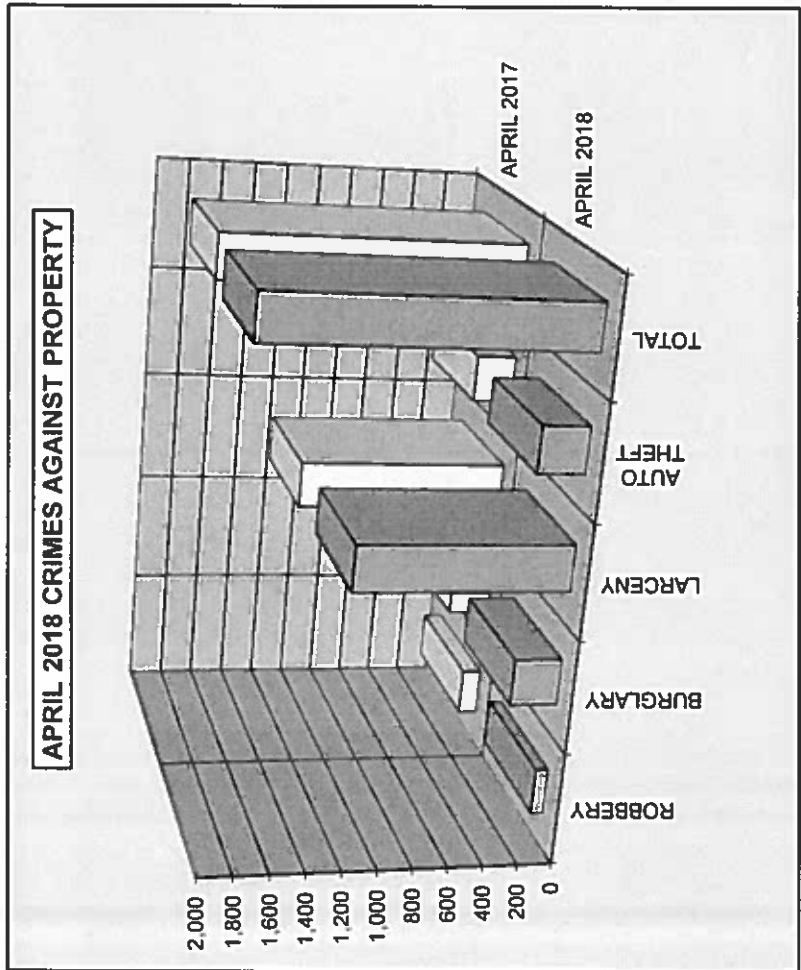


FIRST 4 MONTHS				
CRIME	2018 JAN - APR	2017 JAN - APR	# DIFFERENCE	% DIFFERENCE
CRIMINAL HOMICIDE	26	23	3	13%
RAPE	81	94	-13	-14%
AGG. ASSAULT	790	809	-19	-2%
TOTAL	897	926	-29	-3%

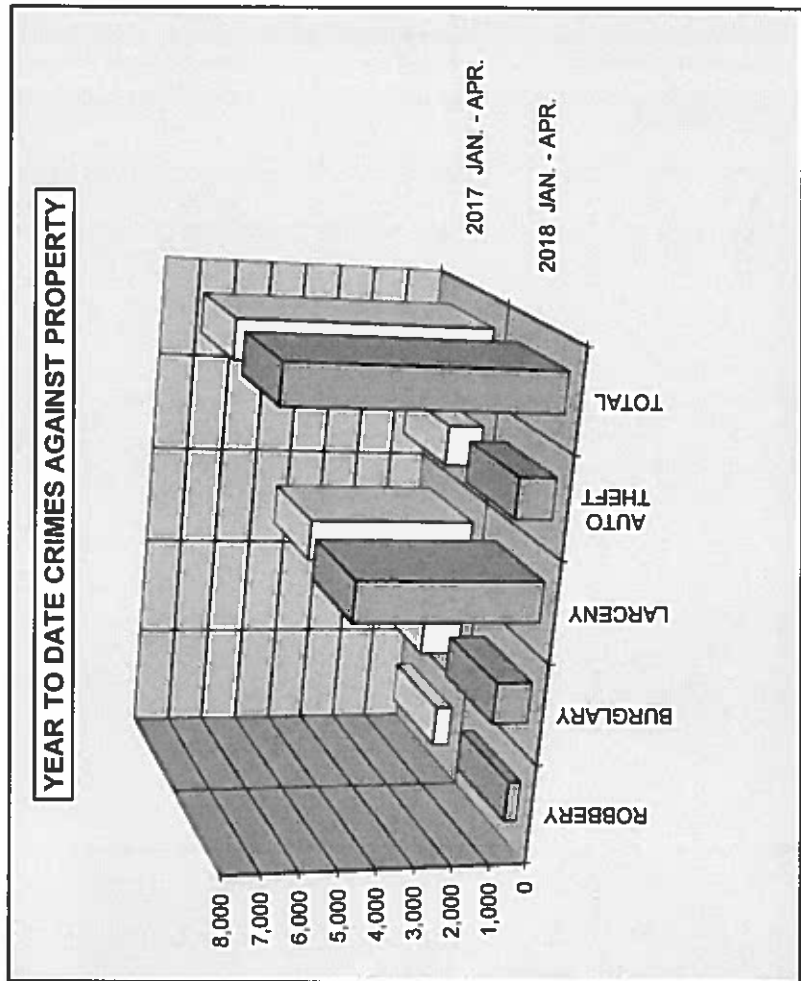


**2018
CRIME COMPARISON
CRIMES AGAINST PROPERTY**

APRIL				
CRIME	APRIL 2018	APRIL 2017	# DIFFERENCE	% DIFFERENCE
ROBBERY	72	108	-36	-33%
BURGLARY	273	237	36	15%
LARCENY	1,223	1,228	-5	0%
AUTO THEFT	275	232	43	19%
TOTAL	1,843	1,805	38	2%

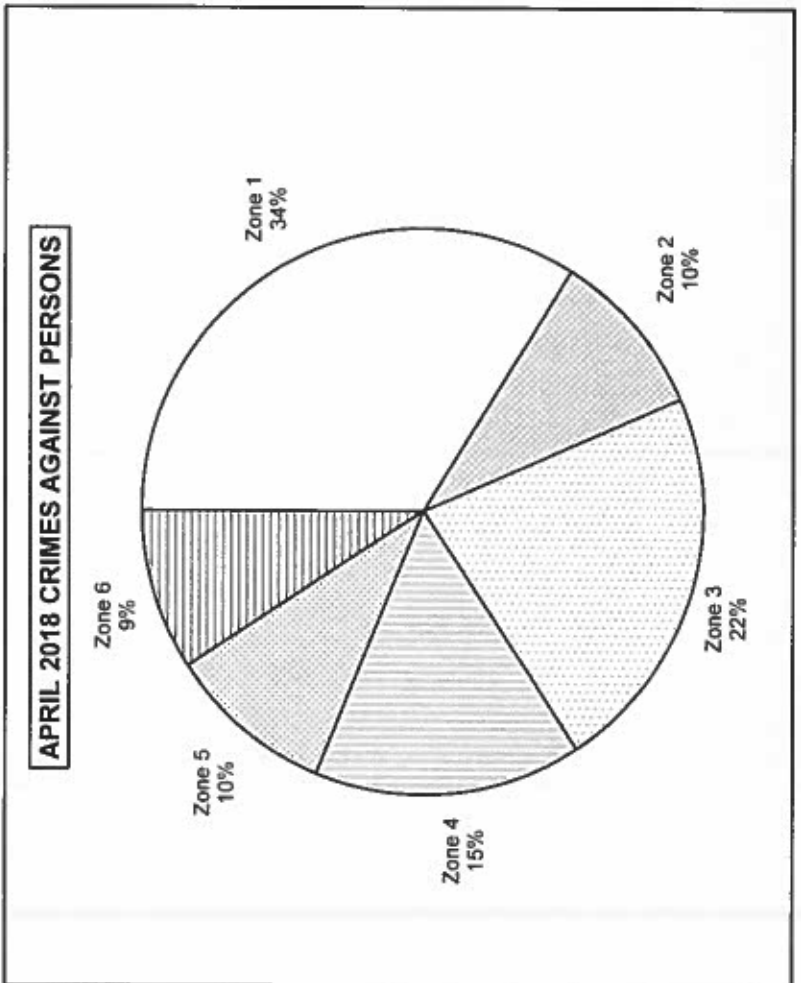


FIRST 4 MONTHS				
CRIME	2018 JAN.-APR.	2017 JAN.-APR.	# DIFFERENCE	% DIFFERENCE
ROBBERY	341	445	-104	-23%
BURGLARY	968	1,079	-111	-10%
LARCENY	4,942	4,557	385	8%
AUTO THEFT	1,001	965	36	4%
TOTAL	7,252	7,046	206	3%

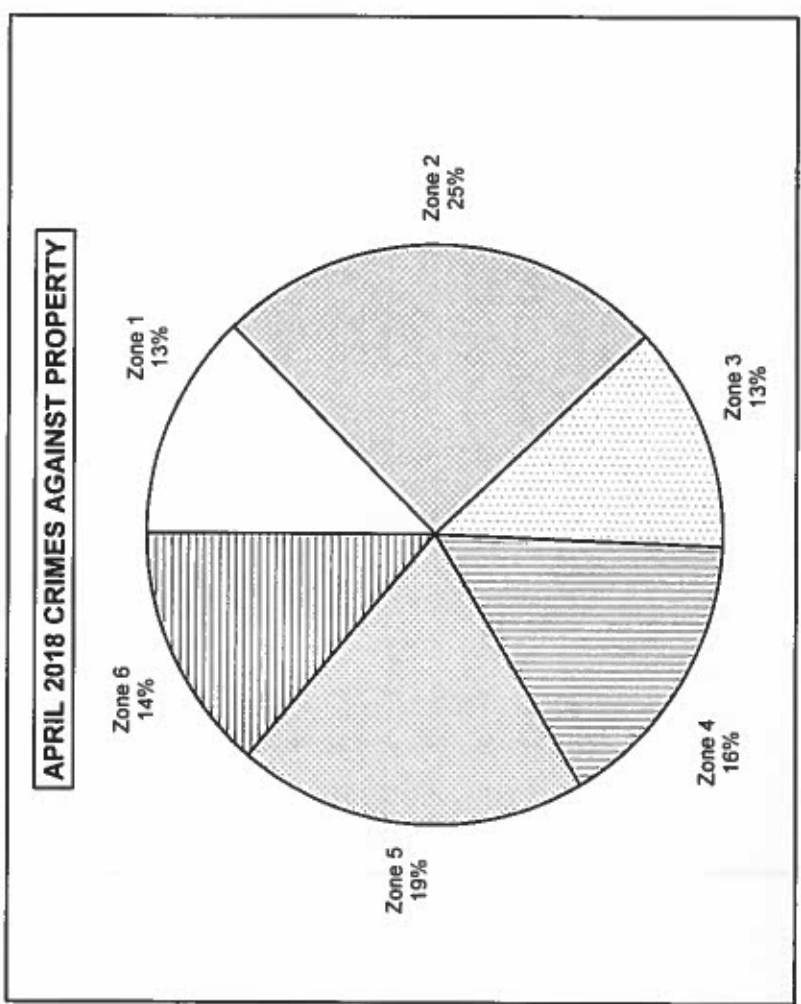


2018
AREA BREAKDOWN
CRIMES AGAINST PERSONS AND PROPERTY

APRIL 2018 CRIMES AGAINST PERSONS BY ZONE						
CRIME	Zone 1	Zone 2	Zone 3	Zone 4	Zone 5	Zone 6
CRIMINAL HOMICIDE	1	1	0	2	0	1
RAPE	2	6	12	3	1	6
AGG. ASSAULT	85	18	46	35	24	17
TOTAL CRIMES AGAINST PERSONS	88	25	58	40	25	24

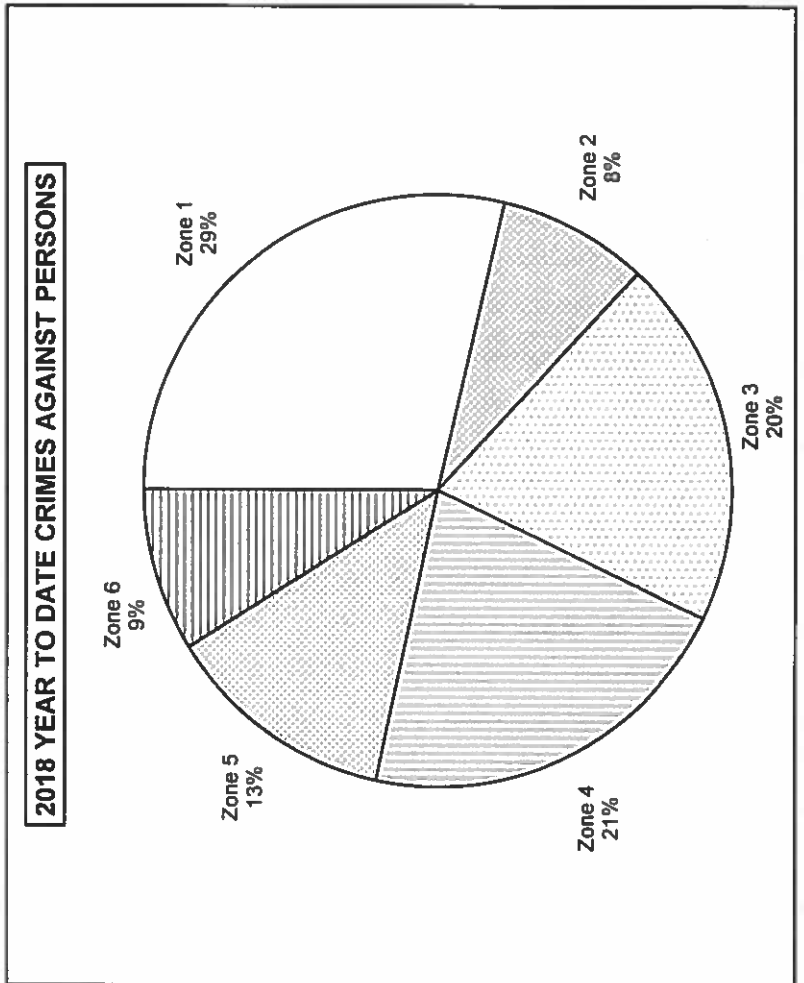


APRIL 2018 CRIMES AGAINST PROPERTY BY ZONE						
CRIME	Zone 1	Zone 2	Zone 3	Zone 4	Zone 5	Zone 6
ROBBERY	18	0	14	23	9	8
BURGLARY	43	56	35	72	30	37
LARCENY	127	351	134	136	291	184
AUTO THEFT	45	60	50	62	32	26
TOTAL CRIMES AGAINST PROPERTY	233	467	233	293	362	255

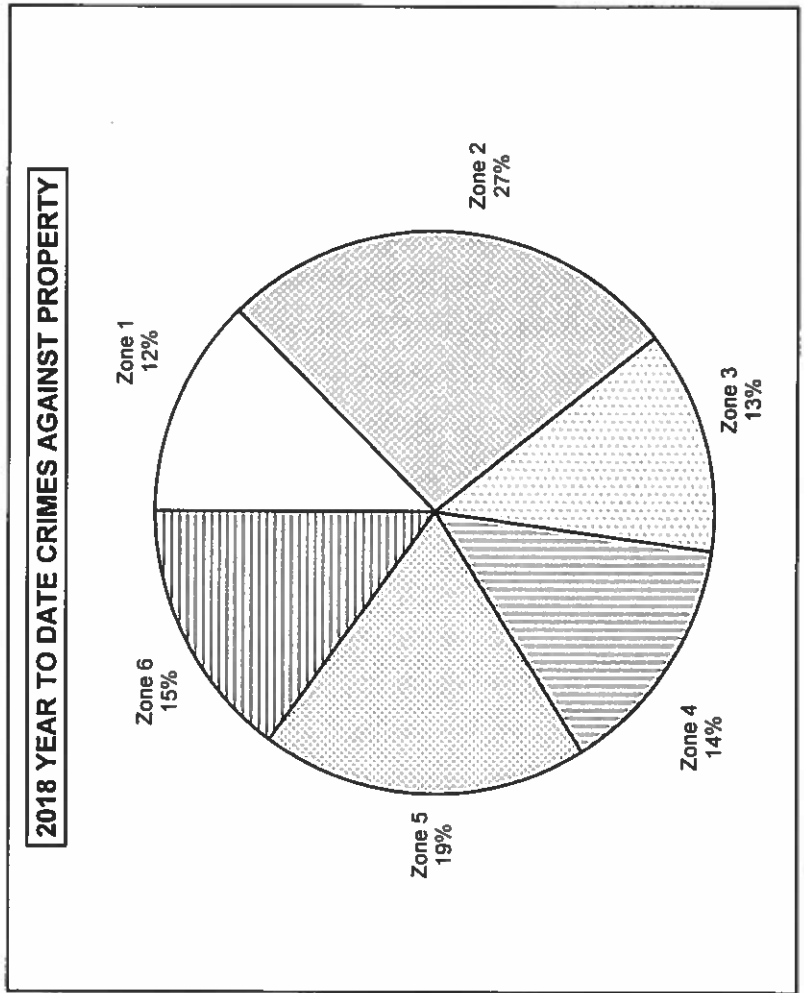


**2018
YEAR TO DATE AREA BREAKDOWN
CRIMES AGAINST PERSONS AND PROPERTY**

FIRST 4 MONTHS 2018 CRIMES AGAINST PERSONS BY ZONE						
CRIME	Zone 1	Zone 2	Zone 3	Zone 4	Zone 5	Zone 6
CRIMINAL HOMICIDE	7	5	1	9	2	2
RAPE	17	7	18	10	17	12
AGG. ASSAULT	233	62	162	172	95	66
TOTAL CRIMES AGAINST PERSONS	257	74	181	191	114	80

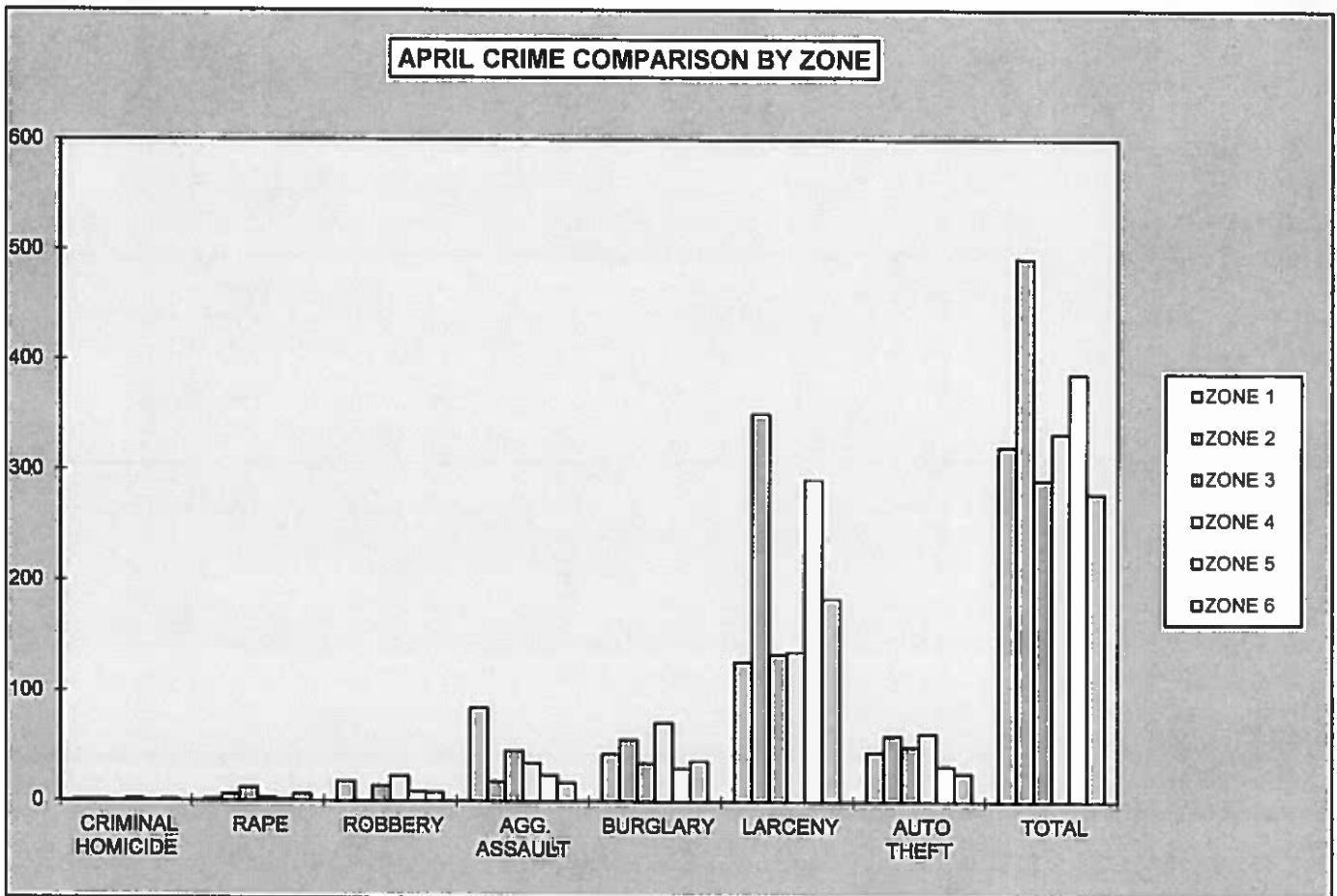


FIRST 4 MONTHS 2018 CRIMES AGAINST PROPERTY BY ZONE						
CRIME	Zone 1	Zone 2	Zone 3	Zone 4	Zone 5	Zone 6
ROBBERY	61	50	70	66	41	53
BURGLARY	158	195	183	212	84	136
LARCENY	508	1,497	502	526	1,102	807
AUTO THEFT	188	197	176	208	142	90
TOTAL CRIMES AGAINST PROPERTY	915	1,939	931	1,012	1,369	1,086



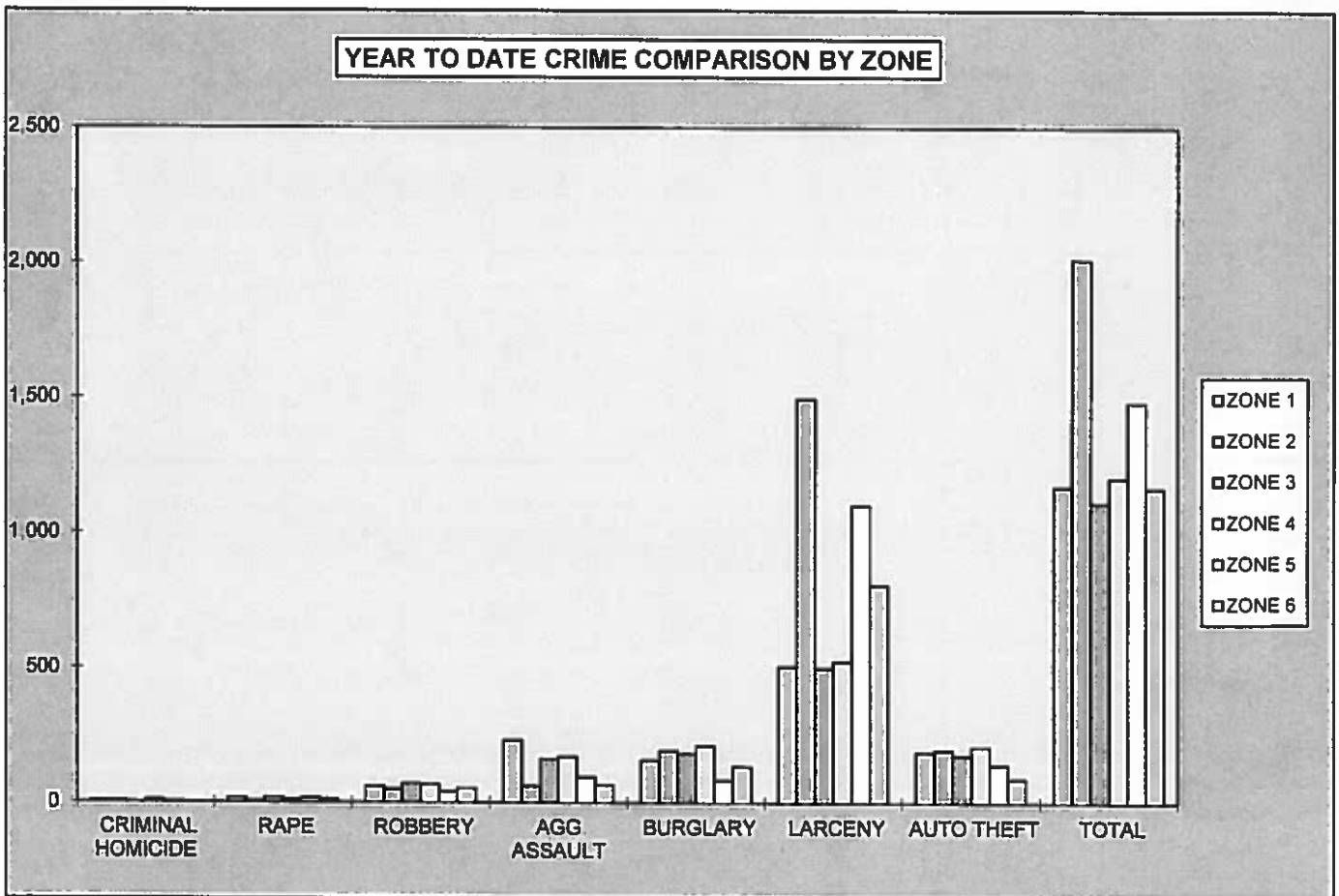
**2018
AREA BREAKDOWN**

APRIL CRIME COMPARISON BY ZONE						
CRIME	ZONE 1	ZONE 2	ZONE 3	ZONE 4	ZONE 5	ZONE 6
CRIMINAL HOMICIDE	1	1	0	2	0	1
RAPE	2	6	12	3	1	6
ROBBERY	18	0	14	23	9	8
AGG. ASSAULT	85	18	46	35	24	17
BURGLARY	43	56	35	72	30	37
RESIDENCE	33	30	26	58	24	34
NON-RESIDENCE	10	26	9	14	6	3
LARCENY	127	351	134	136	291	184
POCKETPICKING	0	2	0	0	0	0
PURSE SNATCHING	6	2	3	2	1	1
SHOPLIFTING	25	70	7	24	20	33
FROM MOTOR VEHICLES	52	217	71	71	201	114
MOTOR VEH. PARTS/ACCESSORIES	12	7	17	5	4	4
BICYCLES	0	2	1	1	6	4
FROM BUILDINGS	14	24	7	3	32	8
FROM COIN OPERATED MACHINES	0	0	1	0	1	0
ALL OTHER	18	27	27	30	26	20
AUTO THEFT	45	60	50	62	32	26
TOTAL	321	492	291	333	387	279



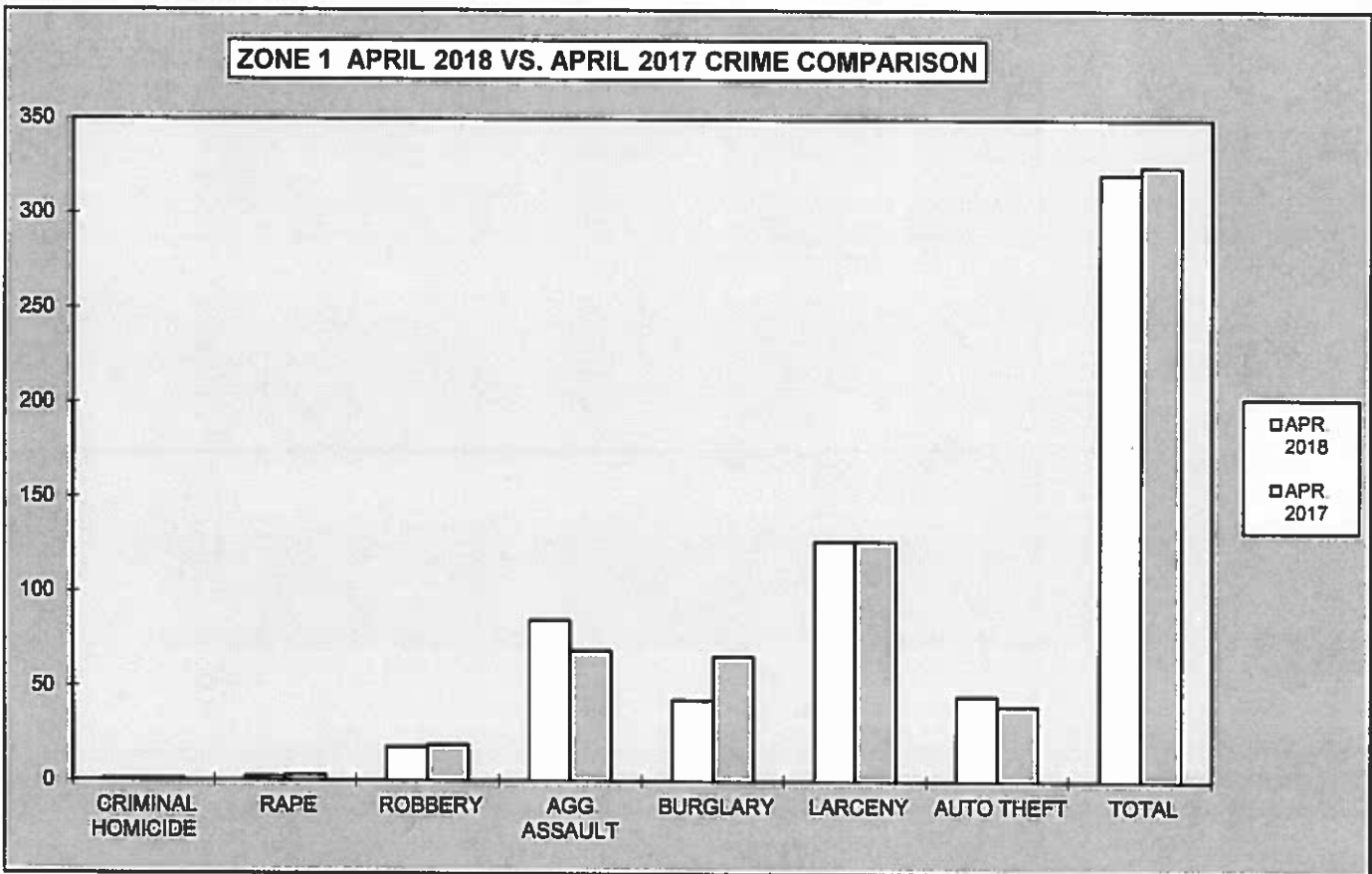
**2018
YEAR TO DATE AREA BREAKDOWN**

FIRST 4 MONTHS CRIME COMPARISON BY ZONE						
CRIME	ZONE 1	ZONE 2	ZONE 3	ZONE 4	ZONE 5	ZONE 6
CRIMINAL HOMICIDE	7	5	1	9	2	2
RAPE	17	7	18	10	17	12
ROBBERY	61	50	70	66	41	53
AGG. ASSAULT	233	62	162	172	95	66
BURGLARY	158	195	183	212	84	136
RESIDENCE	137	111	134	163	55	110
NON-RESIDENCE	21	84	49	49	29	26
LARCENY	508	1,497	502	526	1,102	807
POCKETPICKING	1	8	1	3	5	0
PURSE SNATCHING	15	6	7	7	14	4
SHOPLIFTING	117	346	26	87	81	150
FROM MOTOR VEHICLES	218	857	265	253	738	479
MOTOR VEH. PARTS/ACCESSORIES	47	45	64	40	23	24
BICYCLES	2	16	4	3	25	19
FROM BUILDINGS	47	94	38	37	120	39
FROM COIN OPERATED MACHINES	3	0	1	0	2	1
ALL OTHER	58	125	96	96	94	91
AUTO THEFT	188	197	176	208	142	90
TOTAL	1,172	2,013	1,112	1,203	1,483	1,166



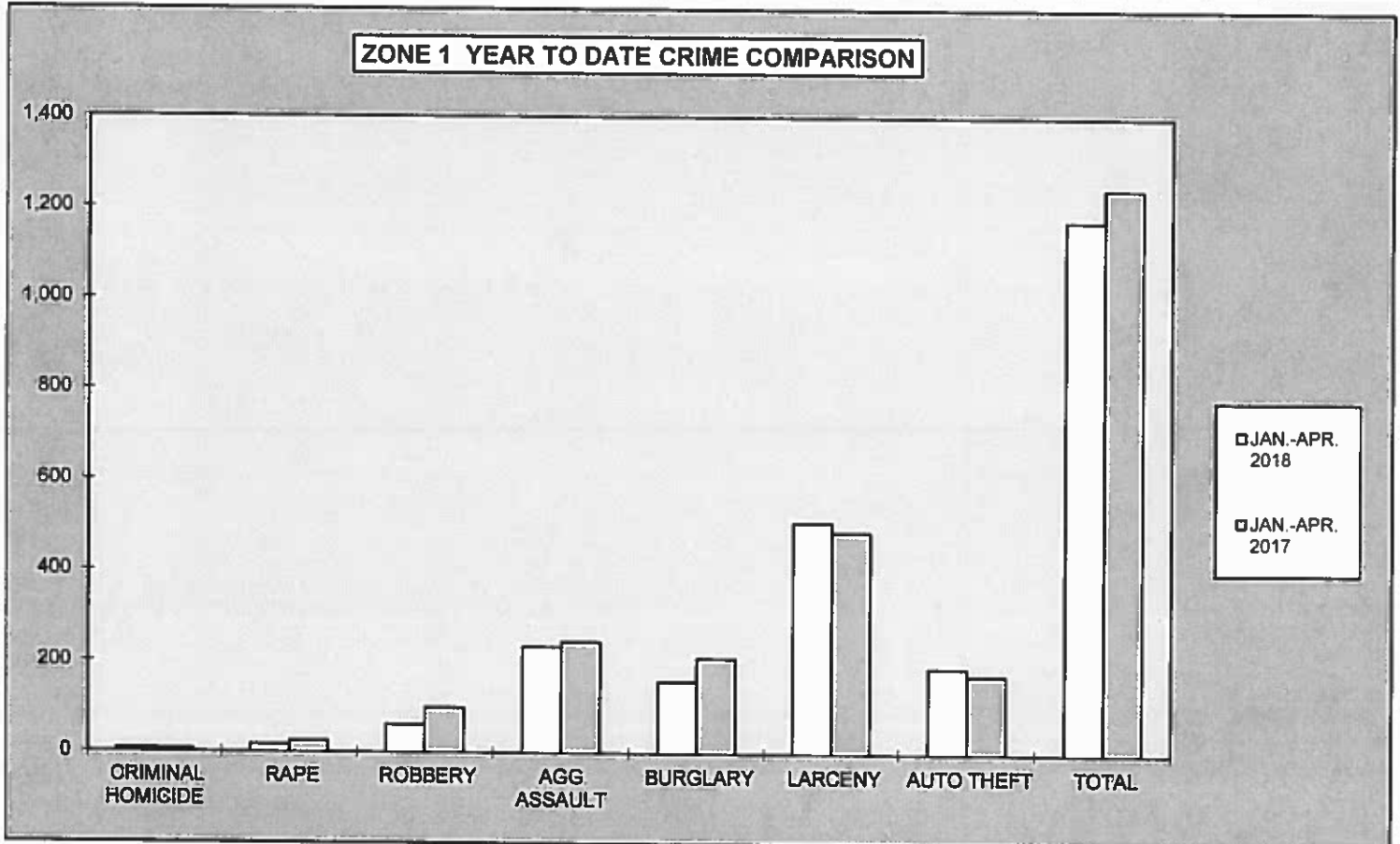
**2018
MONTHLY CRIME COMPARISON**

ZONE 1				
CRIME	APR. 2018	APR. 2017	# DIFFERENCE	% DIFFERENCE
CRIMINAL HOMICIDE	1	1	0	0%
RAPE	2	3	-1	-33%
ROBBERY	18	19	-1	-5%
AGG. ASSAULT	85	69	16	23%
BURGLARY	43	66	-23	-35%
RESIDENCE	33	57	-24	-42%
NON-RESIDENCE	10	9	1	11%
LARCENY	127	127	0	0%
POCKETPICKING	0	0	0	0%
PURSE SNATCHING	6	3	3	100%
SHOPLIFTING	25	17	8	47%
FROM MOTOR VEHICLES	52	60	-8	-13%
MOTOR VEH. PARTS/ACCESSORIES	12	17	-5	-29%
BICYCLES	0	1	-1	-100%
FROM BUILDINGS	14	16	-2	-13%
FROM COIN OPERATED MACHINES	0	0	0	0%
ALL OTHER	18	13	5	38%
AUTO THEFT	45	40	5	13%
TOTAL	321	325	-4	-1%



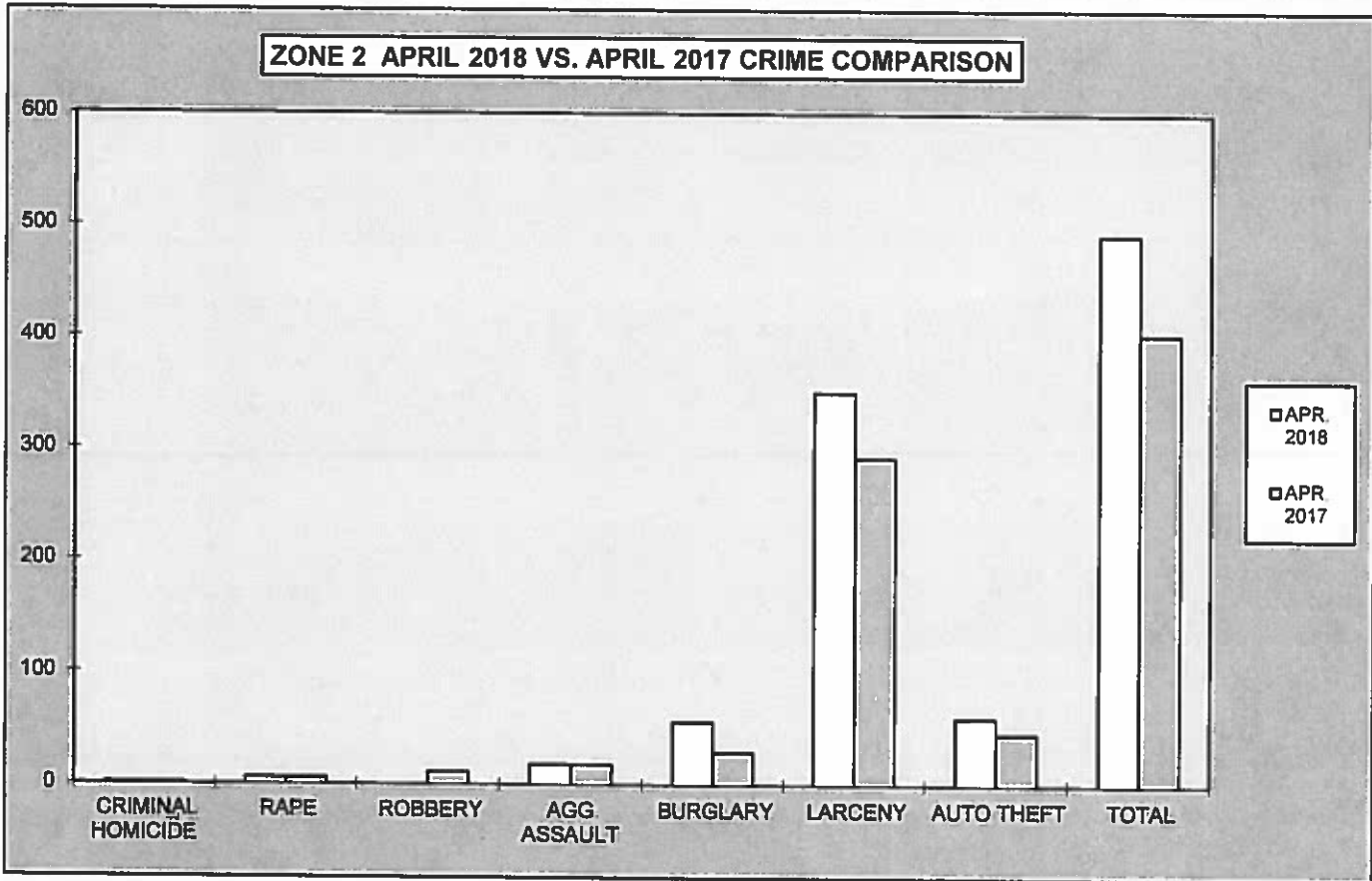
**2018
YEAR TO DATE CRIME COMPARISON**

ZONE 1				
CRIME	JAN.-APR. 2018	JAN.-APR. 2017	# DIFFERENCE	% DIFFERENCE
CRIMINAL HOMICIDE	7	7	0	0%
RAPE	17	25	-8	-32%
ROBBERY	61	98	-37	-38%
AGG. ASSAULT	233	244	-11	-5%
BURGLARY	158	209	-51	-24%
RESIDENCE	137	187	-50	-27%
NON-RESIDENCE	21	22	-1	-5%
LARCENY	508	487	21	4%
POCKETPICKING	1	1	0	0%
PURSE SNATCHING	15	14	1	7%
SHOPLIFTING	117	66	51	77%
FROM MOTOR VEHICLES	218	209	9	4%
MOTOR VEH. PARTS/ACCESSORIES	47	60	-13	-22%
BICYCLES	2	2	0	0%
FROM BUILDINGS	47	49	-2	-4%
FROM COIN OPERATED MACHINES	3	2	1	50%
ALL OTHER	58	84	-26	-31%
AUTO THEFT	188	172	16	9%
TOTAL	1,172	1,242	-70	-6%



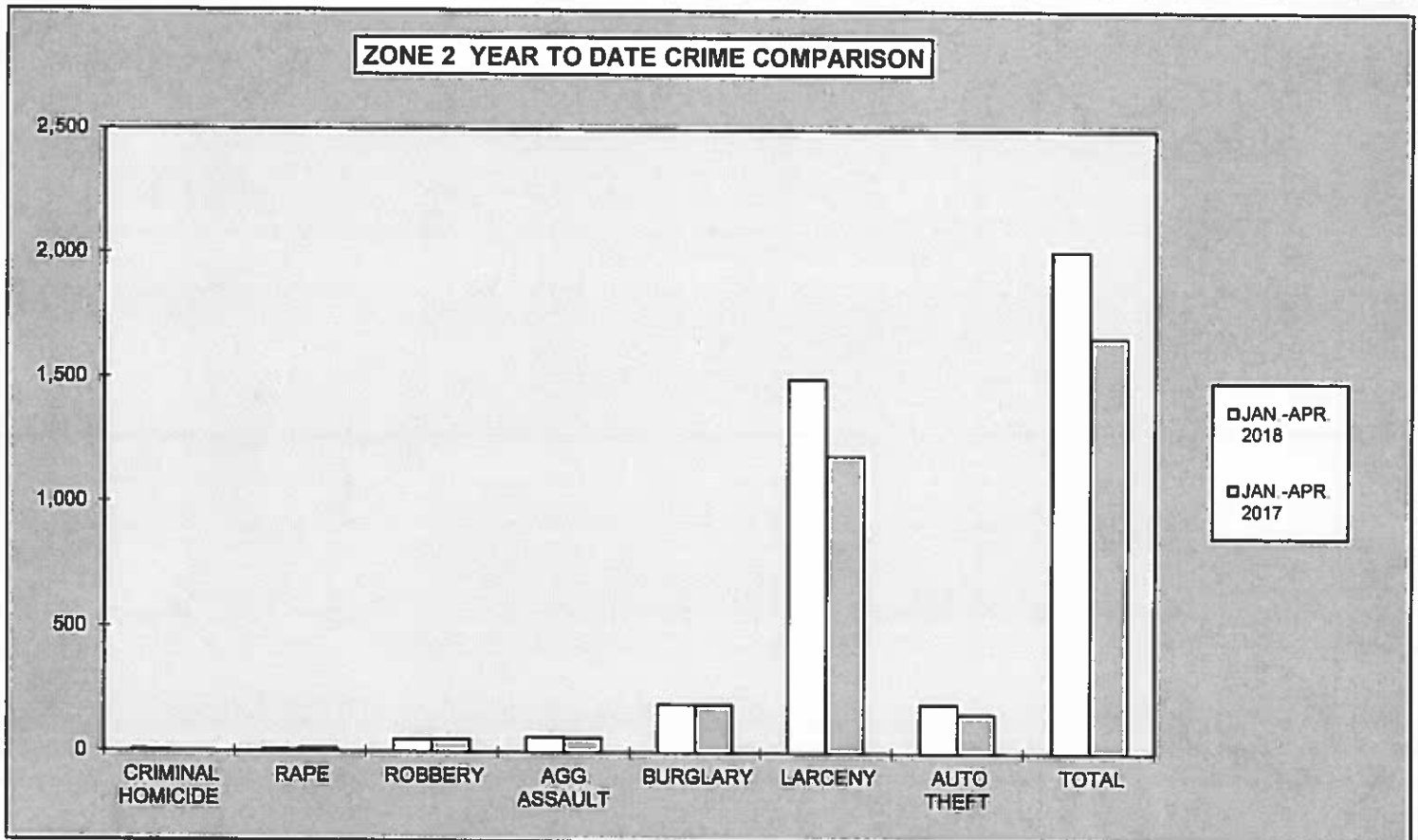
**2018
MONTHLY CRIME COMPARISON**

ZONE 2				
CRIME	APR. 2018	APR. 2017	# DIFFERENCE	% DIFFERENCE
CRIMINAL HOMICIDE	1	1	0	0%
RAPE	6	6	0	0%
ROBBERY	0	11	-11	-100%
AGG. ASSAULT	18	18	0	0%
BURGLARY	56	29	27	93%
RESIDENCE	30	22	8	36%
NON-RESIDENCE	26	7	19	271%
LARCENY	351	292	59	20%
POCKETPICKING	2	3	-1	-33%
PURSE SNATCHING	2	2	0	0%
SHOPLIFTING	70	52	18	35%
FROM MOTOR VEHICLES	217	156	61	39%
MOTOR VEH. PARTS/ACCESSORIES	7	4	3	75%
BICYCLES	2	1	1	100%
FROM BUILDINGS	24	34	-10	-29%
FROM COIN OPERATED MACHINES	0	0	0	0%
ALL OTHER	27	40	-13	-33%
AUTO THEFT	60	46	14	30%
TOTAL	492	403	89	22%



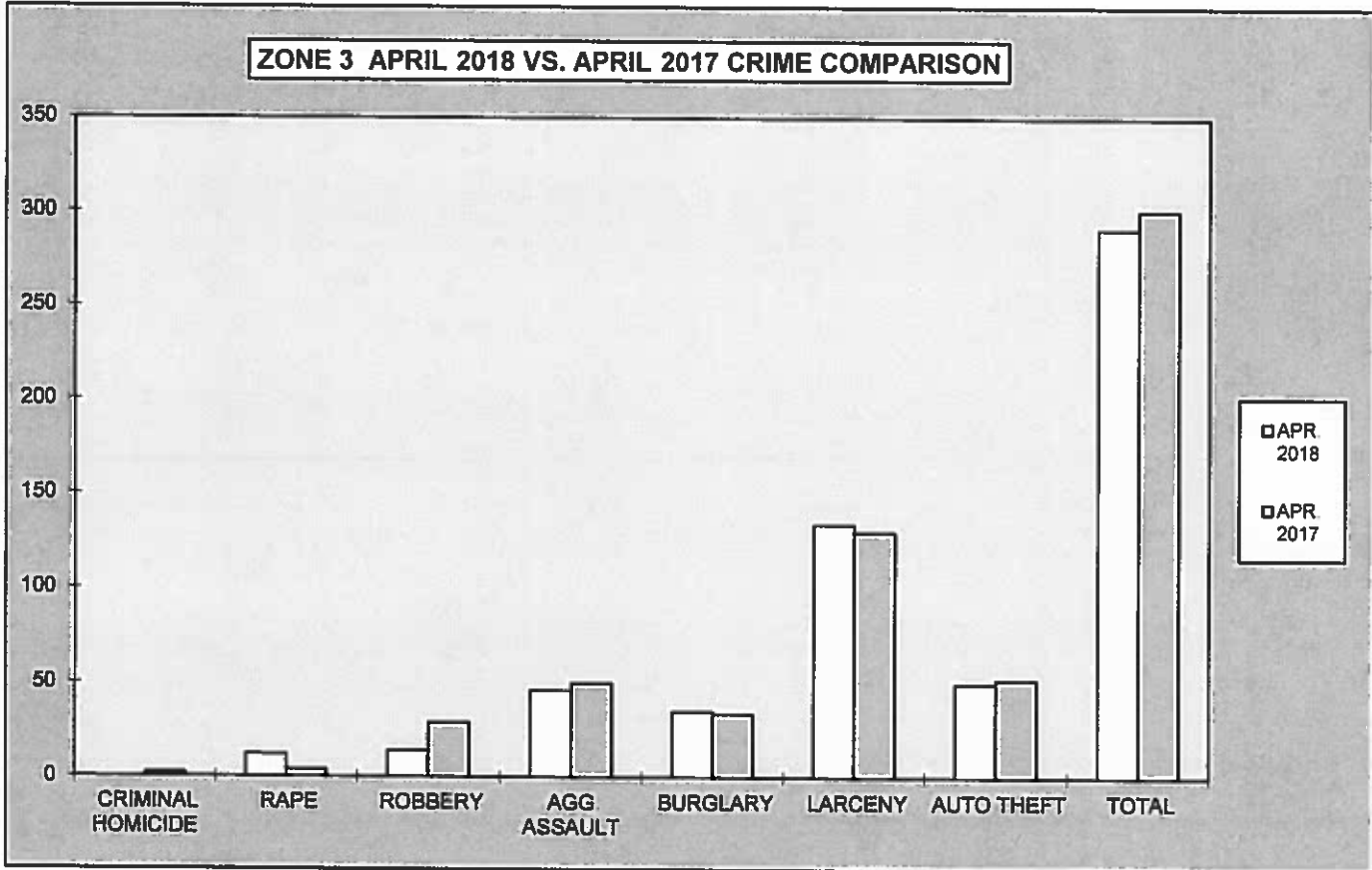
**2018
YEAR TO DATE CRIME COMPARISON**

ZONE 2				
CRIME	JAN.-APR. 2018	JAN.-APR. 2017	# DIFFERENCE	% DIFFERENCE
CRIMINAL HOMICIDE	5	2	3	150%
RAPE	7	13	-6	-46%
ROBBERY	50	51	-1	-2%
AGG. ASSAULT	62	59	3	5%
BURGLARY	195	194	1	1%
RESIDENCE	111	118	-7	-6%
NON-RESIDENCE	84	76	8	11%
LARCENY	1,497	1,189	308	26%
POCKETPICKING	8	9	-1	-11%
PURSE SNATCHING	6	6	0	0%
SHOPLIFTING	346	287	59	21%
FROM MOTOR VEHICLES	857	593	264	45%
MOTOR VEH. PARTS/ACCESSORIES	45	30	15	50%
BICYCLES	16	11	5	45%
FROM BUILDINGS	94	124	-30	-24%
FROM COIN OPERATED MACHINES	0	0	0	0%
ALL OTHER	125	129	-4	-3%
AUTO THEFT	197	157	40	25%
TOTAL	2,013	1,665	348	21%



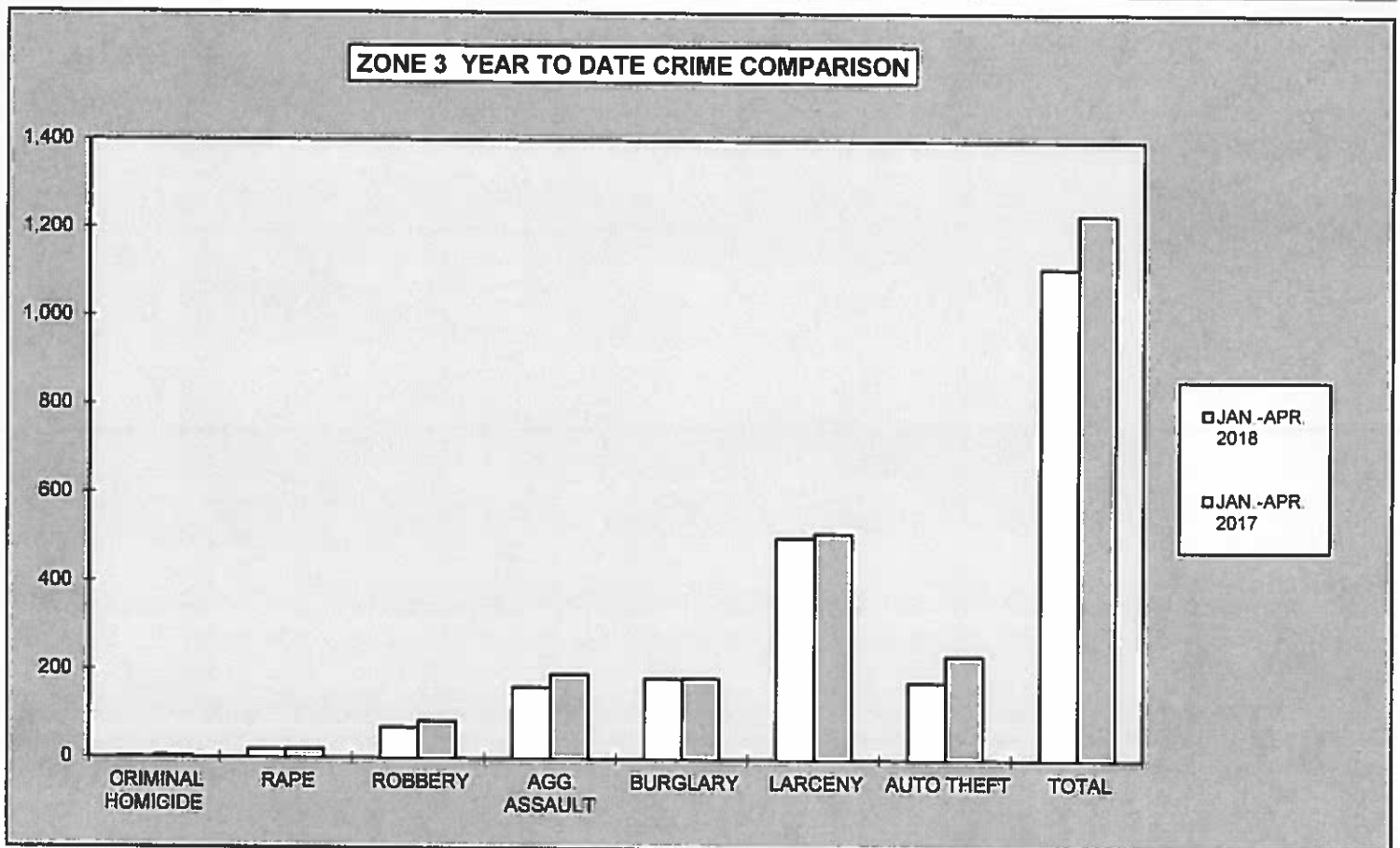
**2018
MONTHLY CRIME COMPARISON**

ZONE 3				
CRIME	APR. 2018	APR. 2017	# DIFFERENCE	% DIFFERENCE
CRIMINAL HOMICIDE	0	2	-2	-100%
RAPE	12	4	8	200%
ROBBERY	14	29	-15	-52%
AGG. ASSAULT	46	50	-4	-8%
BURGLARY	35	34	1	3%
RESIDENCE	26	31	-5	-16%
NON-RESIDENCE	9	3	6	200%
LARCENY	134	130	4	3%
POCKETPICKING	0	0	0	0%
PURSE SNATCHING	3	4	-1	-25%
SHOPLIFTING	7	13	-6	-46%
FROM MOTOR VEHICLES	71	58	13	22%
MOTOR VEH. PARTS/ACCESSORIES	17	16	1	6%
BICYCLES	1	0	1	100%
FROM BUILDINGS	7	16	-9	-56%
FROM COIN OPERATED MACHINES	1	0	1	100%
ALL OTHER	27	23	4	17%
AUTO THEFT	50	52	-2	-4%
TOTAL	291	301	-10	-3%



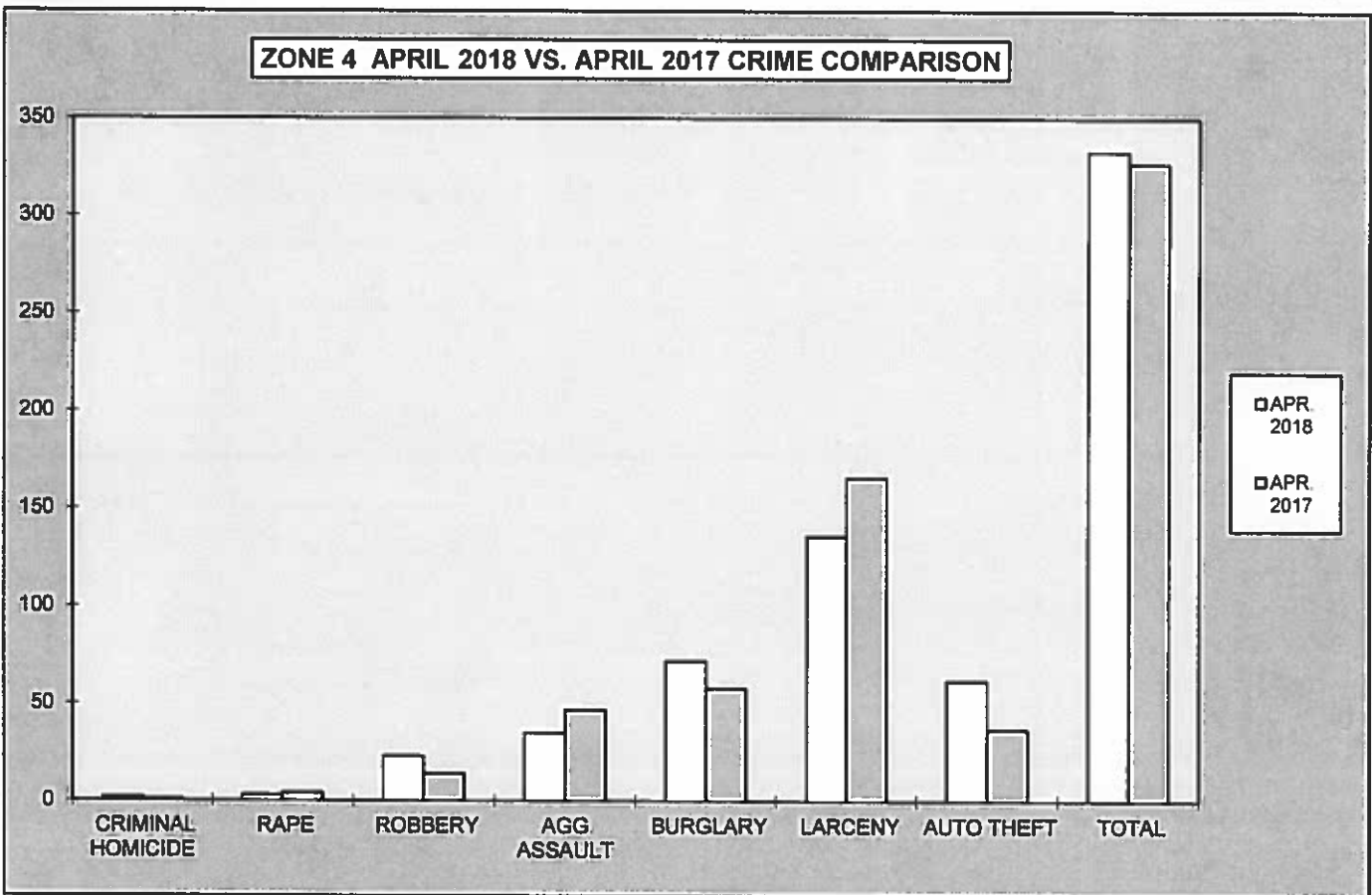
**2018
YEAR TO DATE CRIME COMPARISON**

ZONE 3				
CRIME	JAN.-APR. 2018	JAN.-APR. 2017	# DIFFERENCE	% DIFFERENCE
CRIMINAL HOMICIDE	1	4	-3	-75%
RAPE	18	20	-2	-10%
ROBBERY	70	85	-15	-18%
AGG. ASSAULT	162	192	-30	-16%
BURGLARY	183	184	-1	-1%
RESIDENCE	134	153	-19	-12%
NON-RESIDENCE	49	31	18	58%
LARCENY	502	512	-10	-2%
POCKETPICKING	1	1	0	0%
PURSE SNATCHING	7	11	-4	-36%
SHOPLIFTING	26	31	-5	-16%
FROM MOTOR VEHICLES	265	268	-3	-1%
MOTOR VEH. PARTS/ACCESSORIES	64	60	4	7%
BICYCLES	4	3	1	33%
FROM BUILDINGS	38	44	-6	-14%
FROM COIN OPERATED MACHINES	1	1	0	0%
ALL OTHER	96	93	3	3%
AUTO THEFT	176	236	-60	-25%
TOTAL	1,112	1,233	-121	-10%



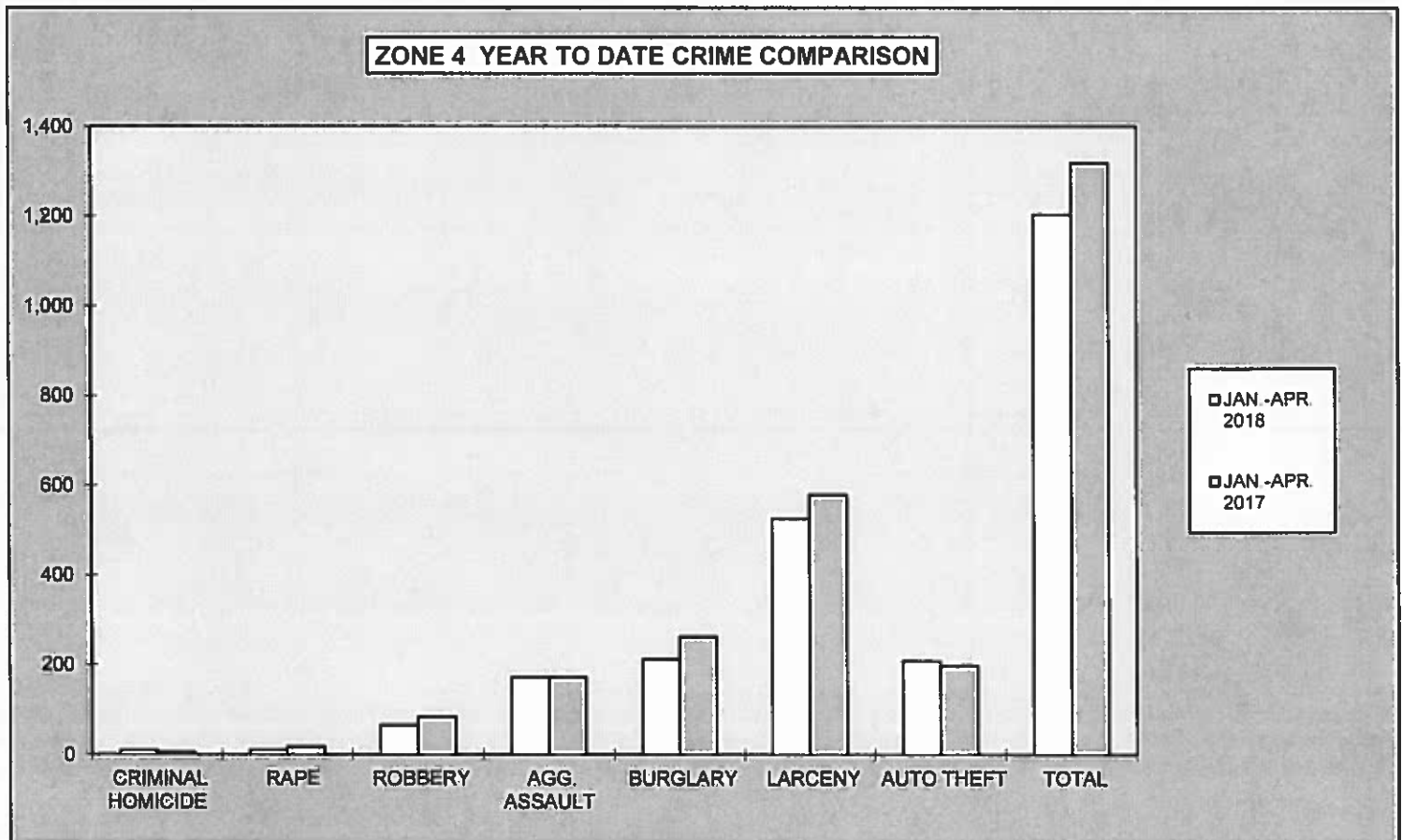
**2018
MONTHLY CRIME COMPARISON**

ZONE 4				
CRIME	APR. 2018	APR. 2017	# DIFFERENCE	% DIFFERENCE
CRIMINAL HOMICIDE	2	1	1	100%
RAPE	3	4	-1	-25%
ROBBERY	23	14	9	64%
AGG. ASSAULT	35	47	-12	-26%
BURGLARY	72	58	14	24%
RESIDENCE	58	47	11	23%
NON-RESIDENCE	14	11	3	27%
LARCENY	136	166	-30	-18%
POCKETPICKING	0	1	-1	-100%
PURSE SNATCHING	2	3	-1	-33%
SHOPLIFTING	24	21	3	14%
FROM MOTOR VEHICLES	71	82	-11	-13%
MOTOR VEH. PARTS/ACCESSORIES	5	14	-9	-64%
BICYCLES	1	0	1	100%
FROM BUILDINGS	3	12	-9	-75%
FROM COIN OPERATED MACHINES	0	0	0	0%
ALL OTHER	30	33	-3	-9%
AUTO THEFT	62	37	25	68%
TOTAL	333	327	6	2%



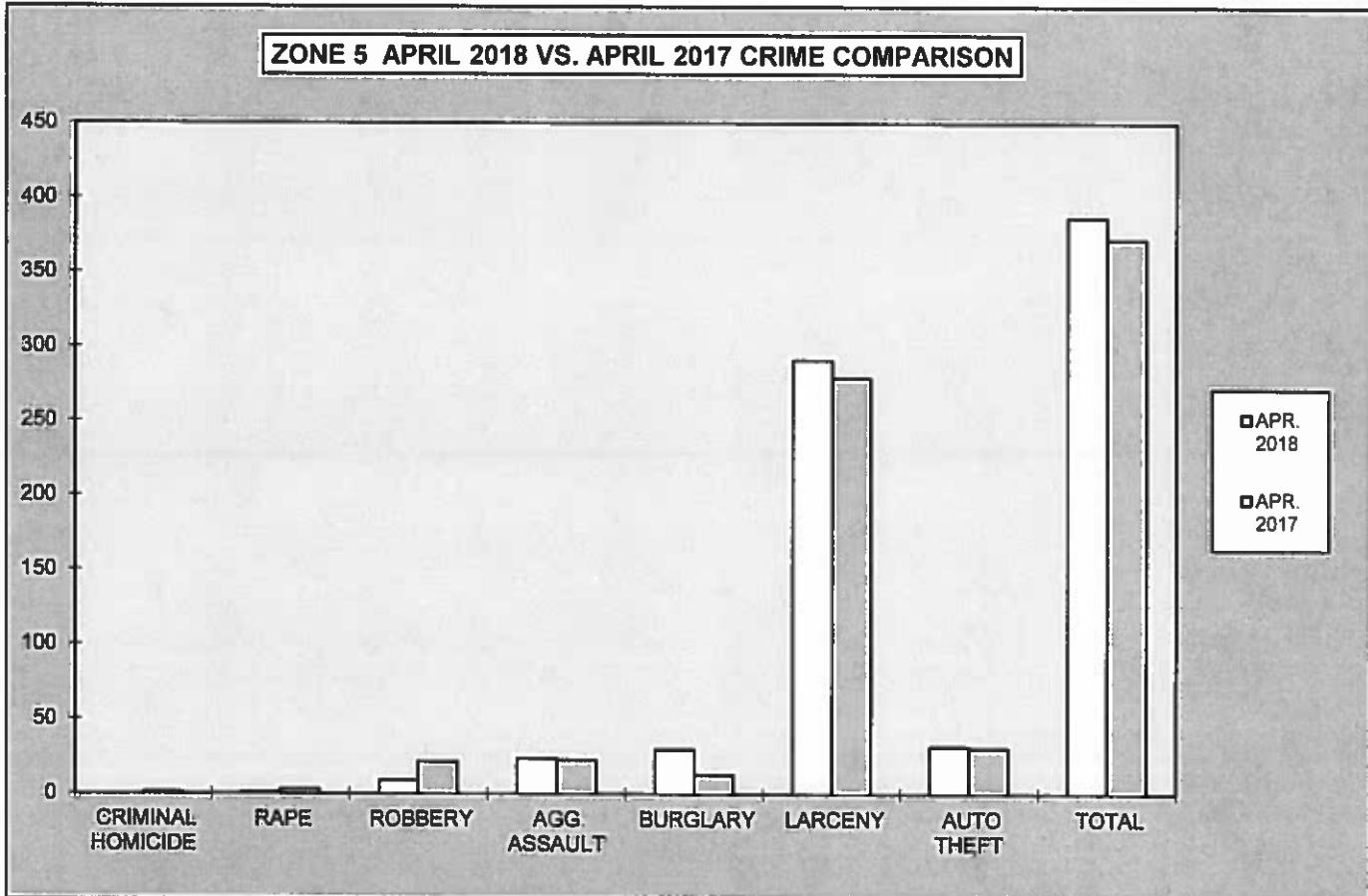
**2018
YEAR TO DATE CRIME COMPARISON**

ZONE 4				
CRIME	JAN -APR. 2018	JAN -APR. 2017	# DIFFERENCE	% DIFFERENCE
CRIMINAL HOMICIDE	9	5	4	80%
RAPE	10	17	-7	-41%
ROBBERY	66	84	-18	-21%
AGG. ASSAULT	172	173	-1	-1%
BURGLARY	212	263	-51	-19%
RESIDENCE	163	212	-49	-23%
NON-RESIDENCE	49	51	-2	-4%
LARCENY	526	579	-53	-9%
POCKETPICKING	3	3	0	0%
PURSE SNATCHING	7	12	-5	-42%
SHOPLIFTING	87	90	-3	-3%
FROM MOTOR VEHICLES	253	277	-24	-9%
MOTOR VEH. PARTS/ACCESSORIES	40	40	0	0%
BICYCLES	3	6	-3	-50%
FROM BUILDINGS	37	50	-13	-26%
FROM COIN OPERATED MACHINES	0	0	0	0%
ALL OTHER	96	101	-5	-5%
AUTO THEFT	208	198	10	5%
TOTAL	1,203	1,319	-116	-9%



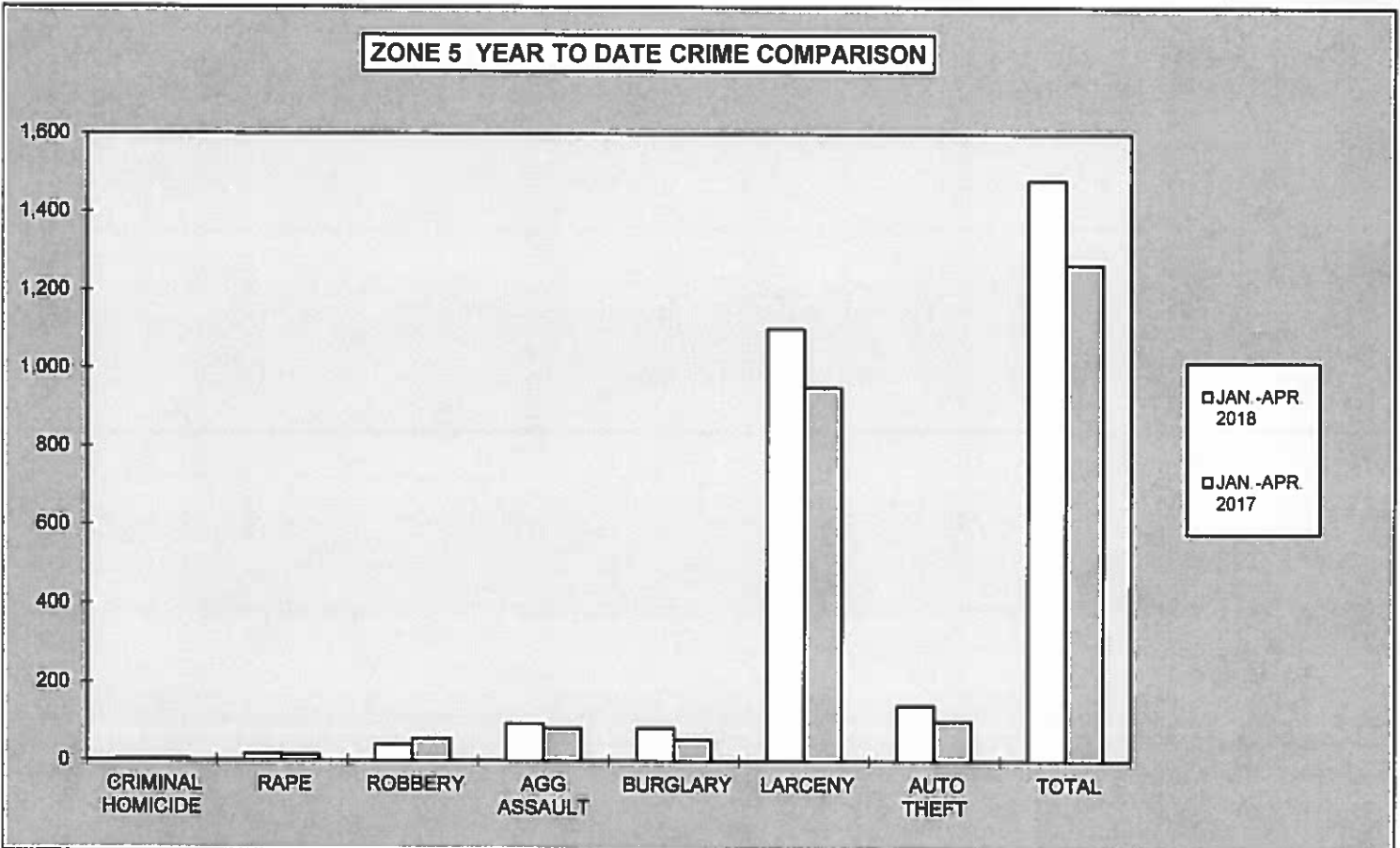
**2018
MONTHLY CRIME COMPARISON**

ZONE 5				
CRIME	APR. 2018	APR. 2017	# DIFFERENCE	% DIFFERENCE
CRIMINAL HOMICIDE	0	1	-1	-100%
RAPE	1	3	-2	-67%
ROBBERY	9	22	-13	-59%
AGG. ASSAULT	24	23	1	4%
BURGLARY	30	13	17	131%
RESIDENCE	24	6	18	300%
NON-RESIDENCE	6	7	-1	-14%
LARCENY	291	279	12	4%
POCKETPICKING	0	3	-3	-100%
PURSE SNATCHING	1	7	-6	-86%
SHOPLIFTING	20	18	2	11%
FROM MOTOR VEHICLES	201	178	23	13%
MOTOR VEH. PARTS/ACCESSORIES	4	11	-7	-64%
BICYCLES	6	11	-5	-45%
FROM BUILDINGS	32	35	-3	-9%
FROM COIN OPERATED MACHINES	1	0	1	100%
ALL OTHER	26	16	10	63%
AUTO THEFT	32	31	1	3%
TOTAL	387	372	15	4%



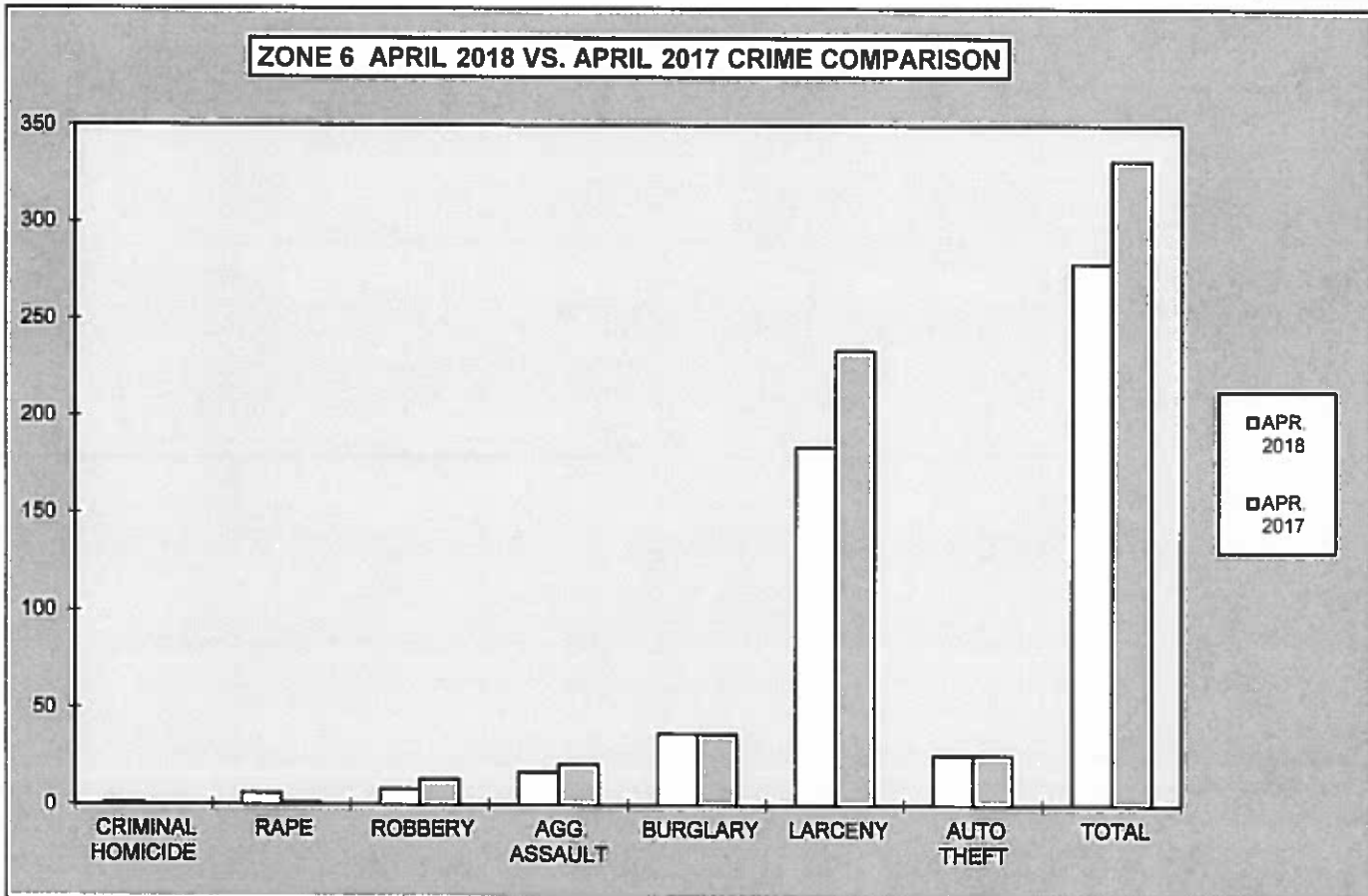
**2018
YEAR TO DATE CRIME COMPARISON**

ZONE 5				
CRIME	JAN.-APR. 2018	JAN.-APR. 2017	# DIFFERENCE	% DIFFERENCE
CRIMINAL HOMICIDE	2	4	-2	-50%
RAPE	17	15	2	13%
ROBBERY	41	56	-15	-27%
AGG. ASSAULT	95	83	12	14%
BURGLARY	84	55	29	53%
RESIDENCE	55	28	27	96%
NON-RESIDENCE	29	27	2	7%
LARCENY	1,102	952	150	16%
POCKETPICKING	5	7	-2	-29%
PURSE SNATCHING	14	17	-3	-18%
SHOPLIFTING	81	83	-2	-2%
FROM MOTOR VEHICLES	738	577	161	28%
MOTOR VEH. PARTS/ACCESSORIES	23	26	-3	-12%
BICYCLES	25	20	5	25%
FROM BUILDINGS	120	128	-8	-6%
FROM COIN OPERATED MACHINES	2	0	2	100%
ALL OTHER	94	94	0	0%
AUTO THEFT	142	102	40	39%
TOTAL	1,483	1,267	216	17%



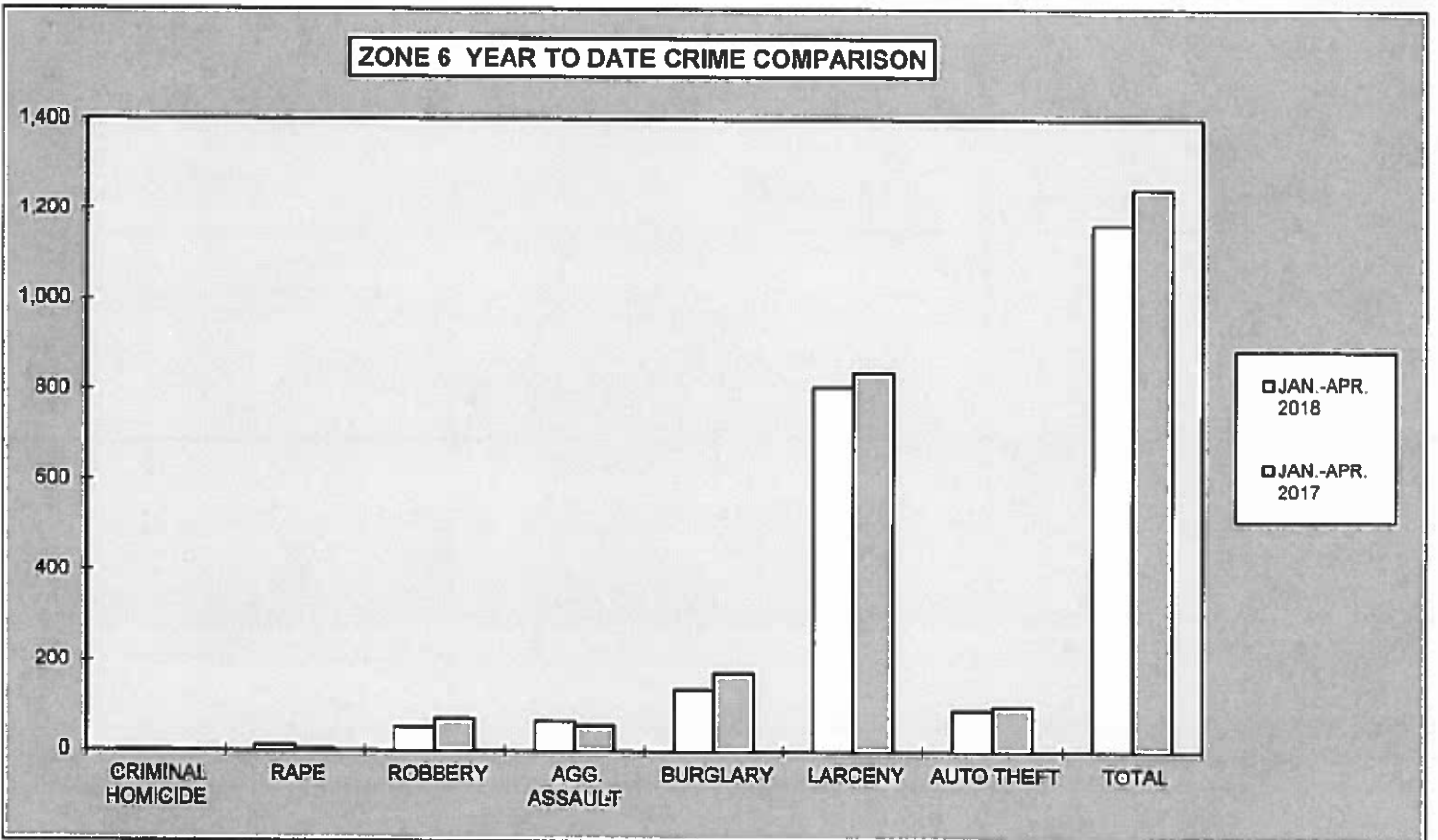
**2018
MONTHLY CRIME COMPARISON**

ZONE 6				
CRIME	APR. 2018	APR. 2017	# DIFFERENCE	% DIFFERENCE
CRIMINAL HOMICIDE	1	0	1	100%
RAPE	6	1	5	500%
ROBBERY	8	13	-5	-38%
AGG. ASSAULT	17	21	-4	-19%
BURGLARY	37	37	0	0%
RESIDENCE	34	29	5	17%
NON-RESIDENCE	3	8	-5	-63%
LARCENY	184	234	-50	-21%
POCKETPICKING	0	2	-2	-100%
PURSE SNATCHING	1	4	-3	-75%
SHOPLIFTING	33	36	-3	-8%
FROM MOTOR VEHICLES	114	133	-19	-14%
MOTOR VEH. PARTS/ACCESSORIES	4	3	1	33%
BICYCLES	4	9	-5	-56%
FROM BUILDINGS	8	9	-1	-11%
FROM COIN OPERATED MACHINES	0	0	0	0%
ALL OTHER	20	38	-18	-47%
AUTO THEFT	26	26	0	0%
TOTAL	279	332	-53	-16%



**2018
YEAR TO DATE CRIME COMPARISON**

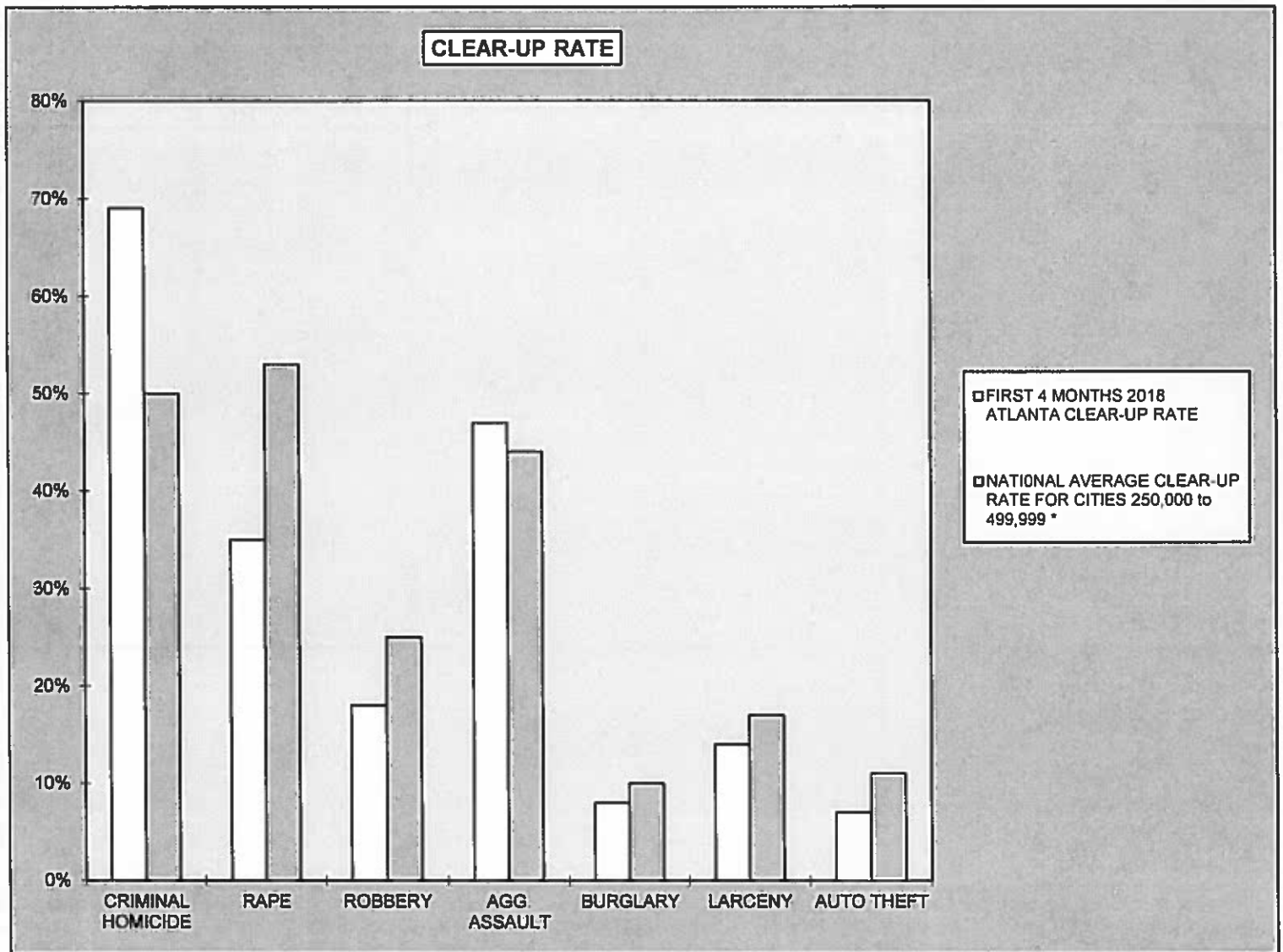
ZONE 6				
CRIME	JAN.-APR. 2018	JAN.-APR. 2017	# DIFFERENCE	% DIFFERENCE
CRIMINAL HOMICIDE	2	1	1	100%
RAPE	12	4	8	200%
ROBBERY	53	71	-18	-25%
AGG. ASSAULT	66	58	8	14%
BURGLARY	136	174	-38	-22%
RESIDENCE	110	132	-22	-17%
NON-RESIDENCE	26	42	-16	-38%
LARCENY	807	838	-31	-4%
POCKETPICKING	0	4	-4	-100%
PURSE SNATCHING	4	6	-2	-33%
SHOPLIFTING	150	155	-5	-3%
FROM MOTOR VEHICLES	479	472	7	1%
MOTOR VEH. PARTS/ACCESSORIES	24	21	3	14%
BICYCLES	19	27	-8	-30%
FROM BUILDINGS	39	43	-4	-9%
FROM COIN OPERATED MACHINES	1	1	0	0%
ALL OTHER	91	109	-18	-17%
AUTO THEFT	90	100	-10	-10%
TOTAL	1,166	1,246	-80	-6%



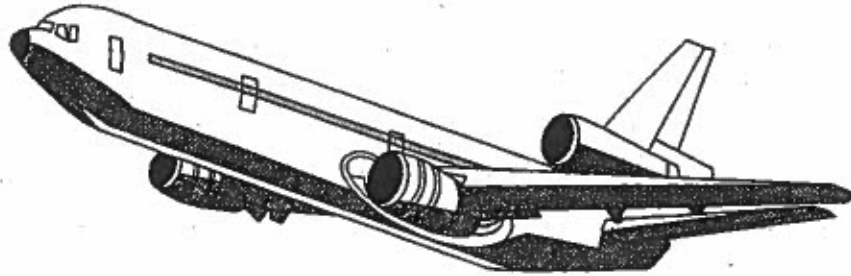
**2018
CRIME COMPARISON
CLEAR-UP RATE**

CRIME	FIRST 4 MONTHS 2018 ATLANTA CLEAR-UP RATE	NATIONAL AVERAGE CLEAR-UP RATE FOR CITIES 250,000 to 499,999 *
CRIMINAL HOMICIDE	69%	50%
RAPE	35%	53%
ROBBERY	18%	25%
AGG. ASSAULT	47%	44%
BURGLARY	8%	10%
LARCENY	14%	17%
AUTO THEFT	7%	11%

* National Average for Cities 250,000 to 499,999 Based on Latest Annual (2016) FBI Uniform Crime Report



APD



The Atlanta Airport
UNIFORM CRIME REPORTING



APRIL 2018

SUPPORT SERVICES DIVISION
INFORMATION SERVICES SECTION

RETURN A - MONTHLY RETURN OF OFFENSES KNOWN TO THE POLICE

This report is authorized by law Title 28, Section 534, U. S. Code. While you are not required to respond, your cooperation in forwarding this report by the 7th day after the close of the month to Uniform Crime Reports, Federal Bureau of Investigation, Washington, D.C. 20535, will assist in compiling comprehensive, accurate national crime figures on a timely basis.

1-720b (Rev. 8-30-94)
OMB No. 1110-0001

1	2	3	4	5	6
CLASSIFICATION OF OFFENSES	OFFENSES REPORTED OR KNOWN TO POLICE (INCLUDE "UNFOUNDED" AND ATTEMPTS)	UNFOUNDED, I.E., FALSE OR BASELESS COMPLAINTS	NUMBER OF ACTUAL DEFENSES (COLUMN 2 MINUS COLUMN 3) INCLUDE ATTEMPTS	TOTAL OFFENSES CLEARED BY ARREST OR EXCEPTIONAL MEANS (INCLUDES COL 6)	NUMBER OF CLEARANCES INVOLVING ONLY PERSONS UNDER 18 YEARS OF AGE
1. CRIMINAL HOMICIDE					
a. MURDER AND NONNEGLIGENT HOMICIDE	11 0	0	0	0	0
b. MANSLAUGHTER BY NEGLIGENCE	12				
2. FORCIBLE RAPE TOTAL	20				
a. Rape by Force	21 0	0	0	0	0
b. Attempts to commit Forcible Rape	22 0	0	0	0	0
3. ROBBERY TOTAL	30				
a. Firearm	31 0	0	0	0	0
b. Knife or Cutting Instrument	32 0	0	0	0	0
c. Other Dangerous Weapon	33 0	0	0	0	0
d. Strong-Arm (Hands, Fists, Feet, etc.)	34 0	0	0	0	0
4. ASSAULT TOTAL	40				
a. Firearm	41 6	0	6	0	0
b. Knife or cutting instrument	42 1	0	1	0	0
c. Other Dangerous Weapon	43 0	0	0	0	0
d. Strong-Arm	44 0	0	0	0	0
e. Other Assaults - Simple, Not Aggravated	45 5	0	5	0	0
5. BURGLARY TOTAL	50				
a. Forcible Entry	51 0	0	0	0	0
b. Unlawful Entry - No Force	52 0	0	0	0	0
c. Attempted Forcible Entry	53 0	0	0	0	0
6. LARCENY THEFT TOTAL (except Motor Vehicle Theft)	60				
		16	0	16	1
7. MOTOR VEHICLE THEFT TOTAL	70				
a. Autos	71 5	0	5	0	0
b. Trucks and Buses	72 5	0	5	0	0
c. Other Vehicles	73 0	0	0	0	0
GRAND TOTAL	77	27	0	27	1

CHECKING ANY OF THE APPROPRIATE BLOCKS BELOW WILL ELIMINATE YOUR NEED TO SUBMIT REPORTS WHEN THE VALUES ARE ZERO. THIS WILL ALSO AID THE NATIONAL PROGRAM IN ITS QUALITY CONTROL EFFORTS.

- NO SUPPLEMENTARY HOMICIDE REPORT SUBMITTED SINCE NO MURDERS, JUSTIFIABLE HOMICIDES, OR MANSLAUGHTER BY NEGLIGENCE OCCURRED IN THIS JURISDICTION DURING THE MONTH.
- NO SUPPLEMENT TO RETURN A REPORT SINCE NO CRIME OFFENSES OR RECOVERY OF PROPERTY REPORTED DURING THE MONTH.
- NO LAW ENFORCEMENT OFFICERS KILLED OR ASSAULTED REPORT SINCE NONE OF THE OFFICERS WERE ASSAULTED OR KILLED DURING THE MONTH.

- NO AGE, SEX, AND RACE OF PERSONS ARRESTED UNDER 18 YEARS OF AGE REPORT SINCE NO ARRESTS OF PERSONS WITHIN THIS AGE GROUP.
- NO AGE, SEX, AND RACE OF PERSONS ARRESTED 18 YEARS OF AGE AND OVER REPORT SINCE NO ARRESTS OF PERSONS WITHIN THIS AGE GROUP.
- NO MONTHLY RETURN OF ARSON OFFENSES KNOWN TO LAW ENFORCEMENT REPORT SINCE NO ARSONS OCCURRED.

DO NOT USE THIS SPACE

	INITIALS
RECORDED	
EDITED	
ENTERED	
ADJUSTED	
LINKED	

* TOTALS INCLUDE PREVIOUS OFFENSES

APRIL 2018

Month and Year of Report

GA 060240X

Agency Identifier

MAY 31, 2018

Date

ATLANTA AIRPORT POLICE - GEORGIA

Agency and State

[Signature]
Prepared by

LIEUTENANT

Title

[Signature]
J. SHIELDS

CHIEF

Chief, Commissioner, Sheriff, or Superintendent

PROPERTY STOLEN BY CLASSIFICATION

CLASSIFICATION	Number of Actual (Column 4)	Offenses Return A)	Monetary Value of Property Stolen
1. MURDER AND NONNEGLIGENT MANSLAUGHTER	12	0	\$ 0.00
2. FORCIBLE RAPE	20	0	\$ 0.00
3. ROBBERY			
(a) HIGHWAY (streets, alleys, etc.)	31	0	0.00
(b) COMMERCIAL HOUSE (except c, d, and f)	32	0	0.00
(c) GAS OR SERVICE STATION	33	0	0.00
(d) CONVENIENCE STORE	34	0	0.00
(e) RESIDENCE (anywhere on premises)	35	0	0.00
(f) BANK	36	0	0.00
(g) MISCELLANEOUS	37	0	0.00
TOTAL ROBBERY	30	0	\$ 0.00
5. BURGLARY - BREAKING OR ENTERING			
(a) RESIDENCE (dwelling)			
(1) NIGHT (6 p.m. - 6 a.m.)	51	0	0.00
(2) DAY (6 a.m. - 6 p.m.)	52	0	0.00
(3) UNKNOWN	53	0	0.00
(b) NON-RESIDENCE (store, office, etc.)			
(1) NIGHT (6 p.m. - 6 a.m.)	54	0	0.00
(2) DAY (6 a.m. - 6 p.m.)	55	0	0.00
(3) UNKNOWN	56	0	0.00
TOTAL BURGLARY	50	0	\$ 0.00
6. LARCENY - THEFT (Except Motor Vehicle Theft)			
(a) \$200 AND OVER	61	10	9,338.00
(b) \$50 TO \$200	62	1	199.00
(c) UNDER \$50	63	5	32.00
TOTAL LARCENY (Same as Item 6X)	60	16	\$ 9,569.00
7. MOTOR VEHICLE THEFT (Include Alleged Joy Ride)	70	5	\$ 4.00
GRAND TOTAL - ALL ITEMS	77		\$ 9,573.00
ADDITIONAL ANALYSIS OF LARCENY AND MOTOR VEHICLE THEFT			
6X. NATURE OF LARCENIES UNDER ITEM 6			
(a) POCKET-PICKING	81	0	0.00
(b) PURSE-SNATCHING	82	0	0.00
(c) SHOPLIFTING	83	2	229.00
(d) FROM MOTOR VEHICLES (except e)	84	5	2,704.00
(e) MOTOR VEHICLE PARTS AND ACCESSORIES	85	1	1.00
(f) BICYCLES	86	0	0.00
(g) FROM BUILDING (except c and h)	87	3	5,134.00
(h) FROM ANY COIN-OPERATED MACHINES (parking meters, etc.)	88	0	0.00
(i) ALL OTHER	89	5	1,501.00
TOTAL LARCENIES (Same as Item 6)	80	16	\$ 9,569.00
7X. MOTOR VEHICLES RECOVERED			
(a) STOLEN LOCALLY AND RECOVERED LOCALLY	91	2	
(b) STOLEN LOCALLY AND RECOVERED BY OTHER JURISDICTIONS	92	0	
(c) TOTAL LOCALLY STOLEN MOTOR VEHICLES RECOVERED (a & b)	93	2	
(d) STOLEN IN OTHER JURISDICTIONS AND RECOVERED LOCALLY	90	0	

SUPPLEMENT TO RETURN A
MONTHLY RETURN OF OFFENSES KNOWN TO THE POLICE

1-706 (Rev.8-30-94)
Form Approved
OMB No. 1110-0007

This report is authorized by law, Title 28, Section 534, U. S. Code. While you are not required to respond, your cooperation in submitting this report with the Return A will assist the FBI in compiling comprehensive, accurate figures on a timely basis.

This form deals with the nature of crime and the monetary value of property stolen and recovered. The total offenses recorded on the form should be the same as the number of actual offenses listed in Column 4 of the Return A for each crime class. Include attempted crimes on this form, but do not include unfounded offenses. If you cannot complete the report in all areas, please record as much information as is available. Tally sheets will be sent upon request.

PROPERTY BY TYPE AND VALUE

Type of Property (1)	Data Entry	Monetary Value of Property Stolen in Your Jurisdiction	
		Stolen (2)	Recovered (3)
(A) Currency, Notes, Etc.	01	\$ 2,400.00	\$ 0.00
(B) Jewelry and Precious Metals	02	0.00	0.00
(C) Clothing and Furs	03	52.00	0.00
(D) Locally Stolen Motor Vehicles	04	4.00	2.00
(E) Office Equipment	05	0.00	0.00
(F) Televisions, Radios, Stereos, Etc.	06	3,801.00	0.00
(G) Firearms	07	800.00	0.00
(H) Household Goods	08	0.00	0.00
(I) Consumable Goods	09	30.00	0.00
(J) Livestock	10	0.00	0.00
(K) Miscellaneous	11	2,486.00	1.00
TOTAL	00	\$ 9,573.00	\$ 3.00

The total of this column should agree with the Grand Total (DATA ENTRY 77) shown on page 2.

Include in this column all property recovered even though stolen in prior months. The above is an accounting for only that property stolen in your jurisdiction. This will include property recovered for you by other jurisdictions, but not property you recover for them.

DATE MAY 31, 2018

PREPARED BY *[Signature]* TITLE LIEUTENANT

[Signature] TITLE CHIEF

CHIEF, COMMISSIONER, SHERIFF OR SUPERINTENDENT

APRIL 2018
Month and Year of Report

GA 060240X
Agency Identifier

ATLANTA AIRPORT POLICE - GEORGIA
Agency and State

ATLANTA AIRPORT POLICE
 AGE, SEX, AND RACE OF PERSONS ARRESTED
 16 YEARS OF AGE AND UNDER

MONTH APRIL

YEAR 2018

CLASSIFICATION OF OFFENSES	SEX	AGE					TOTAL	RACE					ETHNIC			
		0 9	10 12	13 14	15	16		White	Black	Native Amer.	Asian/Pacific	Whl. Hispanic	Blck Hispanic			
Murder/Nonnegligent Manslaughter 01a	M						0									
	F						0									
Manslaughter by Negligence 01b	M						0									
	F						0									
Forcible Rape 02	M						0									
	F						0									
Robbery 03	M						0									
	F						0									
Aggravated Assault 04	M						0									
	F						0									
Burglary- Breaking or Entering 05	M						0									
	F						0									
Larceny - Theft (except Motor Vehicle Theft) 06	M						0									
	F						0									
Motor Vehicle Theft 07	M						0									
	F						0									
Other Assaults 08	M						0									
	F						0									
Arson 09	M						0									
	F						0									
Forgery and Counterfeiting 10	M						0									
	F						0									
Fraud 11	M						0									
	F						0									
Embezzlement 12	M						0									
	F						0									
Stolen Property; Buying, Receiving, Possessing 13	M						0									
	F						0									
Vandalism 14	M						0									
	F						0									
Weapons 15	M						0									
	F						0									
Prostitution and Commercialized Vice 16	M						0									
	F						0									

ATLANTA AIRPORT POLICE
AGE, SEX, AND RACE OF PERSONS ARRESTED
16 YEARS OF AGE AND UNDER

MONTH APRIL

YEAR 2018

CLASSIFICATION OF OFFENSES	SEX	AGE					TOTAL	RACE				ETHNIC				
		0 9	10 12	13 14	15	16		White	Black	Native Amer.	Asian/Pacific	Whl. Hispanic	Blk Hispanic			
17 Sex Offenses (except Rape and Prostitution)	M						0									
	F						0									
18 Drug Abuse Violations	M	0	0	0	0	0	0	0	0	0	0	0	0	0	0	0
	F	0	0	0	0	0	0	0	0	0	0	0	0	0	0	0
180 (1) Sale/Manufacturing Subtotal	M	0	0	0	0	0	0	0	0	0	0	0	0	0	0	0
	F	0	0	0	0	0	0	0	0	0	0	0	0	0	0	0
a Opium or Cocaine and their Derivatives	M						0									
	F						0									
b Marijuana	M						0									
	F						0									
c Synthetic Narcotics	M						0									
	F						0									
d Other Dangerous Non-Narcotic Drugs	M						0									
	F						0									
185 (2) Possession Subtotal	M	0	0	0	0	0	0	0	0	0	0	0	0	0	0	0
	F	0	0	0	0	0	0	0	0	0	0	0	0	0	0	0
e Opium or Cocaine and their Derivatives	M						0									
	F						0									
f Marijuana	M						0									
	F						0									
g Synthetic Narcotics	M						0									
	F						0									
h Other Dangerous Non-Narcotic Drugs	M						0									
	F						0									
19 Gambling Total	M	0	0	0	0	0	0	0	0	0	0	0	0	0	0	0
	F	0	0	0	0	0	0	0	0	0	0	0	0	0	0	0
a Bookmaking	M						0									
	F						0									
b Numbers and Lottery	M						0									
	F						0									
c All Other Gambling	M						0									
	F						0									
20 Offenses Against Family and Children	M						0									
	F						0									

ATLANTA AIRPORT POLICE
AGE, SEX, AND RACE OF PERSONS ARRESTED
16 YEARS OF AGE AND UNDER

MONTH APRIL

YEAR 2018

CLASSIFICATION OF OFFENSES	SEX	AGE						RACE				ETHNIC			
		0 9	10 12	13 14	15	16	TOTAL	White	Black	Native Amer.	Asian/Pacific	Wht. Hispanic	Black Hispanic		
21 Driving Under the Influence	M						0								
	F						0								
22 Liquor Laws	M						0								
	F						0								
23 Drunkenness	M						0								
	F						0								
24 Disorderly Conduct	M						0								
	F						0								
25 Vagrancy	M						0								
	F						0								
26 All Other Offenses (except Traffic)	M						0								
	F						0								
27 Suspicion	M						0								
	F						0								
28 Curfew and Loitering	M						0								
	F						0								
29 Run-Aways	M						0								
	F						0								
Total							0	0	0	0	0	0	0	0	0

APRIL 2018

Month and Year of Report

GA 060240X

Agency Identifier

MAY 31, 2018

Date

[Signature]
Prepared By

LIEUTENANT

[Signature]
Chief, Commissioner, Sheriff, or Superintendent

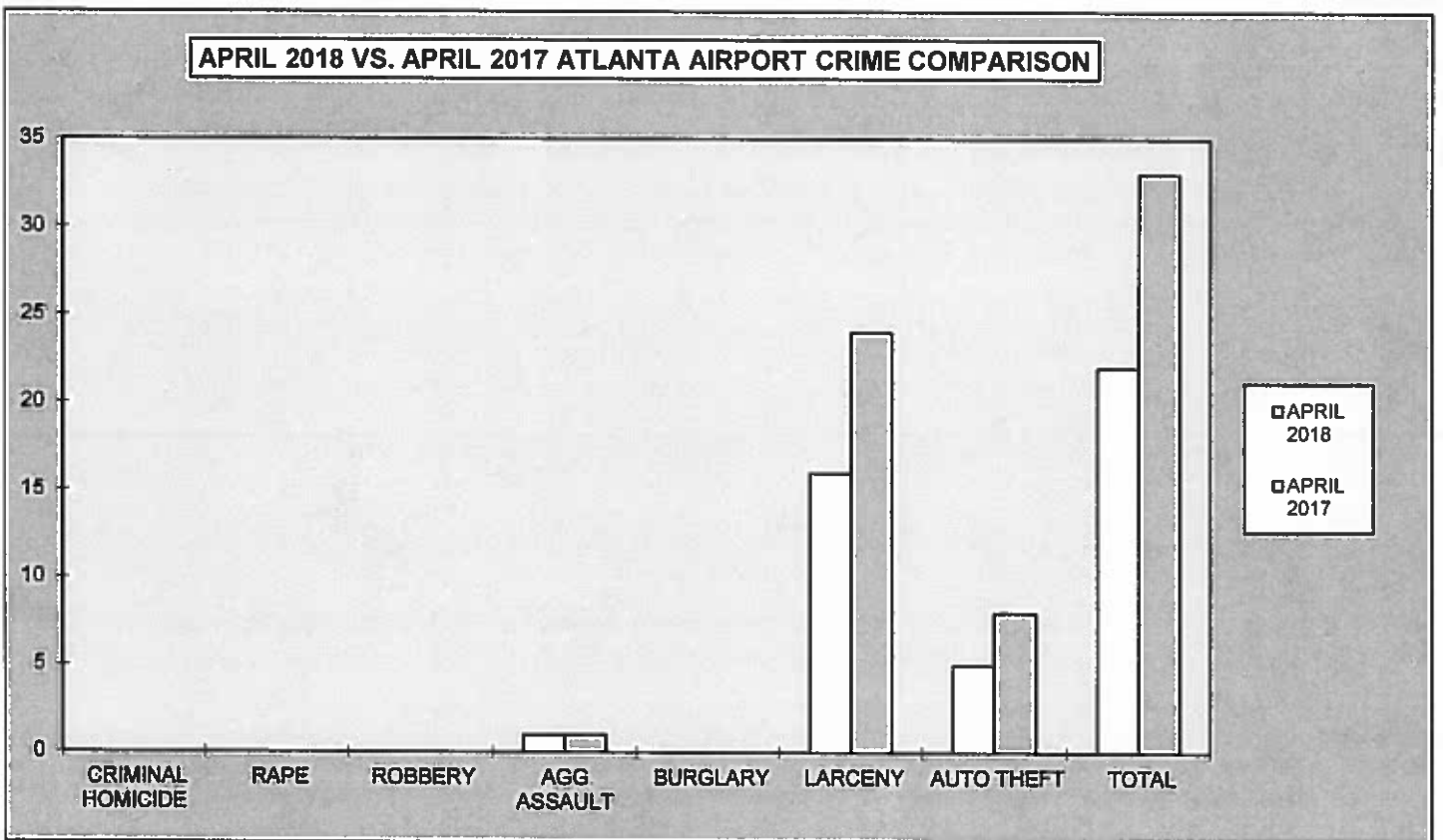
CHIEF

ATLANTA AIRPORT POLICE - GEORGIA

Agency and State

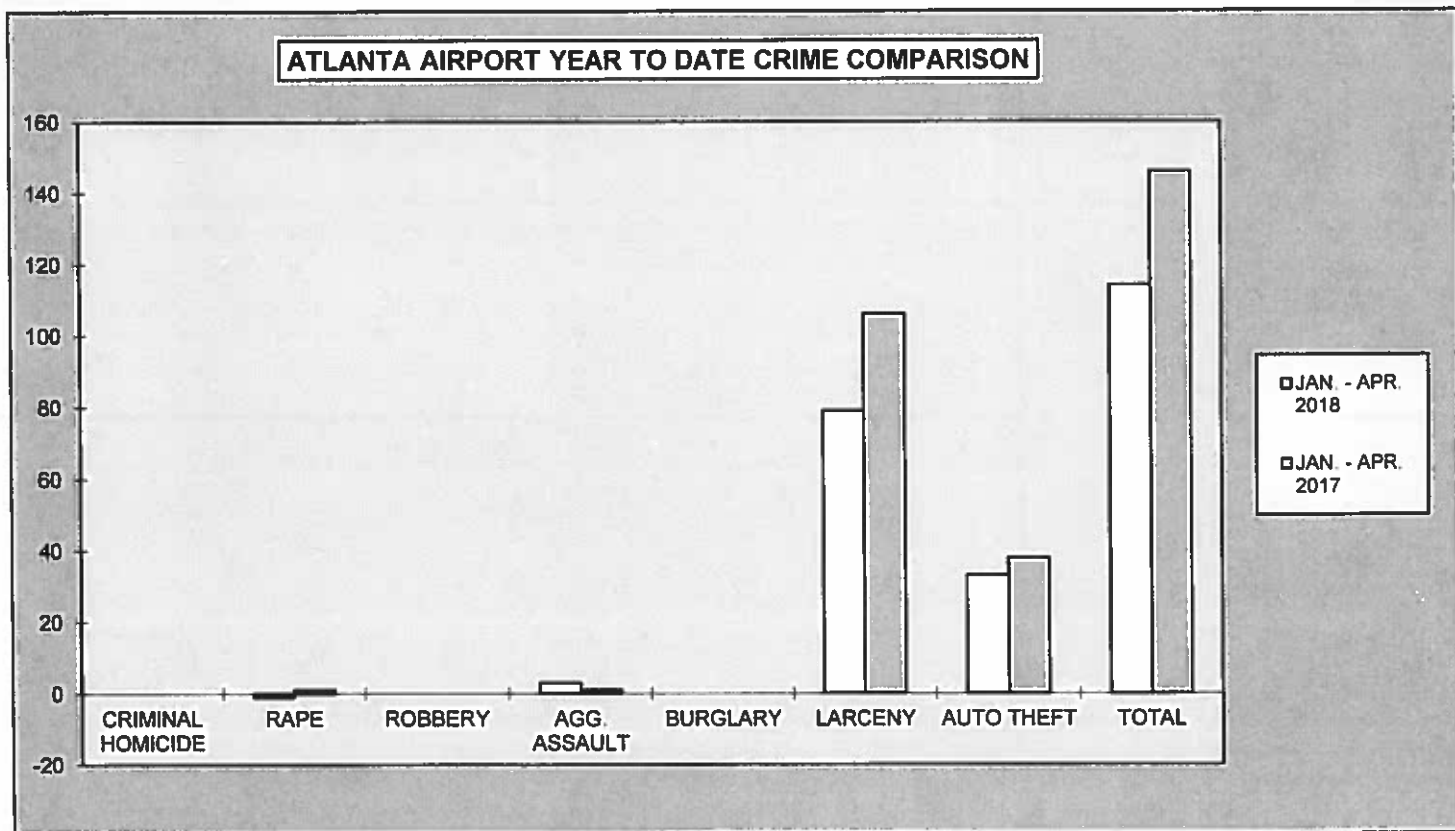
**2018
ATLANTA AIRPORT
MONTHLY CRIME COMPARISON**

CRIME	APRIL 2018	APRIL 2017	# DIFFERENCE	% DIFFERENCE
CRIMINAL HOMICIDE	0	0	0	0%
RAPE	0	0	0	0%
ROBBERY	0	0	0	0%
AGG. ASSAULT	1	1	0	0%
BURGLARY	0	0	0	0%
RESIDENCE	0	0	0	0%
NON-RESIDENCE	0	0	0	0%
LARCENY	16	24	-8	-33%
POCKETPICKING	0	0	0	0%
PURSE SNATCHING	0	0	0	0%
SHOPLIFTING	2	2	0	0%
FROM MOTOR VEHICLES	5	2	3	150%
MOTOR VEH. PARTS/ACCESSORIES	1	1	0	0%
BICYCLES	0	0	0	0%
FROM BUILDINGS	3	3	0	0%
FROM COIN OPERATED MACHINES	0	0	0	0%
ALL OTHER	5	16	-11	-69%
AUTO THEFT	5	8	-3	-38%
TOTAL	22	33	-11	-33%



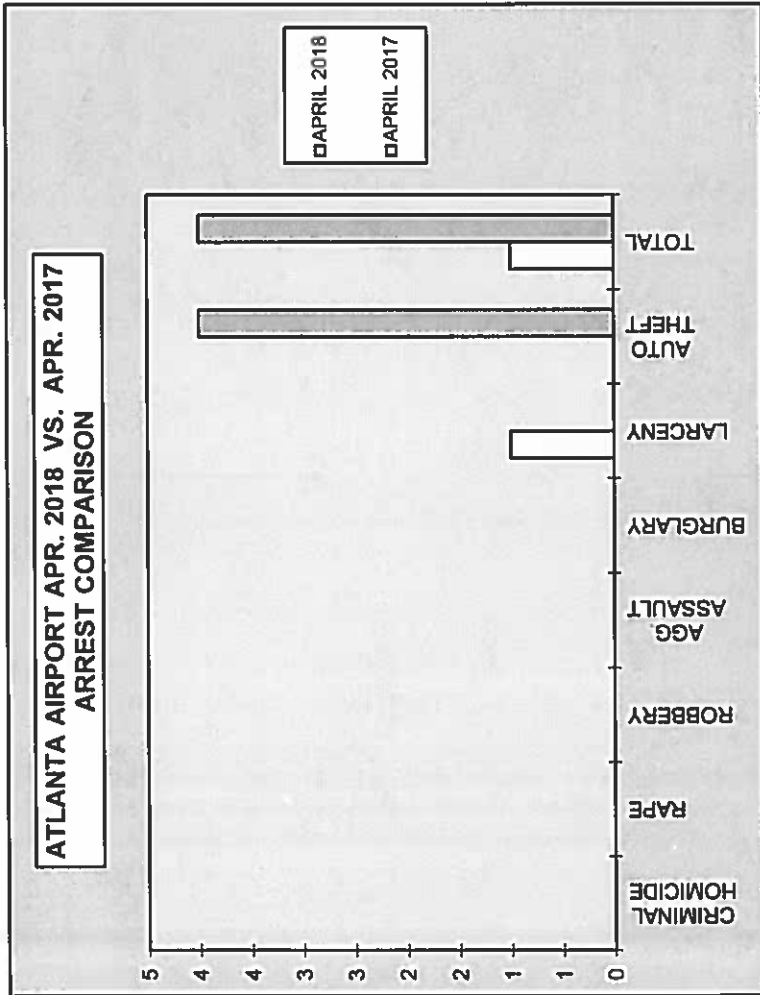
**2018
ATLANTA AIRPORT
YEAR TO DATE CRIME COMPARISON**

FIRST 4 MONTHS				
CRIME	JAN. - APR. 2018	JAN. - APR. 2017	# DIFFERENCE	% DIFFERENCE
CRIMINAL HOMICIDE	0	0	0	0%
RAPE	-1	1	-2	-200%
ROBBERY	0	0	0	0%
AGG. ASSAULT	3	1	2	200%
BURGLARY	0	0	0	0%
RESIDENCE	0	0	0	0%
NON-RESIDENCE	0	0	0	0%
LARCENY	79	106	-27	-25%
POCKETPICKING	0	1	-1	-100%
PURSE SNATCHING	0	0	0	0%
SHOPLIFTING	4	8	-4	-50%
FROM MOTOR VEHICLES	11	9	2	22%
MOTOR VEH. PARTS/ACCESSORIES	4	5	-1	-20%
BICYCLES	0	1	-1	-100%
FROM BUILDINGS	18	16	2	13%
FROM COIN OPERATED MACHINES	0	0	0	0%
ALL OTHER	42	66	-24	-36%
AUTO THEFT	33	38	-5	-13%
TOTAL	114	146	-32	-22%




**2018
ATLANTA AIRPORT
ARREST COMPARISON**

APRIL ARREST COMPARISON				
CRIME	APRIL 2018	APRIL 2017	# DIFFERENCE	% DIFFERENCE
CRIMINAL HOMICIDE	0	0	0	0%
RAPE	0	0	0	0%
ROBBERY	0	0	0	0%
AGG. ASSAULT	0	0	0	0%
BURGLARY	0	0	0	0%
LARCENY	1	0	1	100%
AUTO THEFT	0	4	-4	-100%
TOTAL	1	4	-3	-75%



FIRST 4 MONTHS ARREST COMPARISON				
CRIME	2018 JAN. - APR.	2017 JAN. - APR.	# DIFFERENCE	% DIFFERENCE
CRIMINAL HOMICIDE	0	0	0	0%
RAPE	0	0	0	0%
ROBBERY	0	0	0	0%
AGG. ASSAULT	2	0	2	100%
BURGLARY	0	0	0	0%
LARCENY	5	7	-2	-29%
AUTO THEFT	1	6	-5	-83%
TOTAL	8	13	-5	-38%



**2018
ATLANTA AIRPORT
CLEAR-UP RATE**

CRIME	ATLANTA AIRPORT APR. 2018 CLEAR-UP RATE	ATLANTA AIRPORT APR. 2017 CLEAR-UP RATE
CRIMINAL HOMICIDE	0%	0%
RAPE	0%	0%
ROBBERY	0%	0%
AGG. ASSAULT	0%	0%
BURGLARY	0%	0%
LARCENY	6%	0%
AUTO THEFT	0%	50%

