

FBI

UNIFORM CRIME REPORTING

ATLANTA POLICE DEPARTMENT

226 PEACHTREE STREET, SW

ATLANTA, GEORGIA 30303



MAY 2018

**SUPPORT SERVICES DIVISION
INFORMATION SERVICES SECTION**

TABLE OF CONTENTS

	Page
U. C. R. COMPARATIVE CRIME REPORT -----	1
RETURN A - MONTHLY RETURN OF OFFENSES KNOWN TO THE POLICE -----	2
PROPERTY STOLEN BY CLASSIFICATION -----	3
	3a
LAW ENFORCEMENT OFFICERS KILLED OR ASSAULTED -----	4
MONTHLY RETURN OF ARSON OFFENSES KNOWN TO LAW ENFORCEMENT -----	5
POLICE DISPOSITION OF JUVENILES -----	6
SUPPLEMENTARY HOMICIDE REPORT -----	7
	7a
SEX AND RACE OF PERSONS ARRESTED -----	8
	8a-8e
HOMICIDE COMPARISON REPORT -----	9
HOMICIDE BREAKDOWN REPORT -----	10
SEVEN MAJOR CRIMES - MONTHLY CRIME COMPARISON -----	11
SEVEN MAJOR CRIMES - YEAR TO DATE CRIME COMPARISON -----	12
SEVEN MAJOR CRIMES ARREST MONTHLY AND YEAR TO DATE COMPARISON -----	13
CRIMES AGAINST PERSONS MONTHLY AND YEAR TO DATE COMPARISON -----	14
CRIMES AGAINST PROPERTY MONTHLY AND YEAR TO DATE COMPARISON -----	15
CRIMES AGAINST PERSONS & PROPERTY MONTHLY COMPARISON BY ZONES -----	16
CRIMES AGAINST PERSONS & PROPERTY YEAR TO DATE COMPARISON BY ZONES -----	17
SEVEN MAJOR CRIMES MONTHLY CRIME COMPARISON BY ZONES -----	18
SEVEN MAJOR CRIMES - YEAR TO DATE CRIME COMPARISON BY ZONES -----	19
SEVEN MAJOR CRIMES - MONTHLY CRIME COMPARISON - ZONE 1 -----	20
SEVEN MAJOR CRIMES - YEAR TO DATE CRIME COMPARISON - ZONE 1 -----	21
SEVEN MAJOR CRIMES - MONTHLY CRIME COMPARISON - ZONE 2 -----	22
SEVEN MAJOR CRIMES - YEAR TO DATE CRIME COMPARISON - ZONE 2 -----	23
SEVEN MAJOR CRIMES - MONTHLY CRIME COMPARISON - ZONE 3 -----	24
SEVEN MAJOR CRIMES - YEAR TO DATE CRIME COMPARISON - ZONE 3 -----	25
SEVEN MAJOR CRIMES - MONTHLY CRIME COMPARISON - ZONE 4 -----	26
SEVEN MAJOR CRIMES - YEAR TO DATE CRIME COMPARISON - ZONE 4 -----	27
SEVEN MAJOR CRIMES - MONTHLY CRIME COMPARISON - ZONE 5 -----	28
SEVEN MAJOR CRIMES - YEAR TO DATE CRIME COMPARISON - ZONE 5 -----	29
SEVEN MAJOR CRIMES - MONTHLY CRIME COMPARISON - ZONE 6 -----	30
SEVEN MAJOR CRIMES - YEAR TO DATE CRIME COMPARISON - ZONE 6 -----	31
CLEAR-UP RATE COMPARISON -----	32
ATLANTA AIRPORT -----	33
RETURN A - MONTHLY RETURN OF OFFENSES KNOWN TO THE POLICE -----	34
PROPERTY STOLEN BY CLASSIFICATION -----	35
	35a
POLICE DISPOSITION OF JUVENILES -----	36
SEX AND RACE OF PERSONS ARRESTED -----	37
	37a-37e
SEVEN MAJOR CRIMES - MONTHLY CRIME COMPARISON -----	38
SEVEN MAJOR CRIMES - YEAR TO DATE CRIME COMPARISON -----	39
SEVEN MAJOR CRIMES ARREST MONTHLY AND YEAR TO DATE COMPARISON -----	40
CLEAR-UP RATE COMPARISON -----	41

MAY 2018

**U.C.R. COMPARATIVE CRIME REPORT
SUPPORT SERVICES DIVISION
INFORMATION SERVICES SECTION**

	MAY 2018		MAY 2017		COMPARATIVE ACTUAL	% CHANGE ACTUAL	COMPARATIVE CLEARED	% CHANGE CLEARED
	ACTUAL	CLEARED	ACTUAL	CLEARED				
MURDER	9	8	4	5	5	125%	3	60%
RAPE	16	5	14	4	2	14%	1	25%
ROBBERY	117	32	113	34	4	4%	-2	-6%
AGG. ASSAULT	210	82	296	151	-86	-29%	-69	-46%
BURGLARY - RESIDENCE	217		199		18	9%		
BURGLARY - NON-RESIDENCE	59	13	72	18	-13	-18%	-5	-28%
LARCENY - \$200 AND OVER	324		286		38	13%		
LARCENY - \$50 TO \$199	71	170	74	176	-3	-4%	-6	-3%
LARCENY - UNDER \$50	1,030		1,049		-19	-2%		
AUTO THEFT	272	22	256	18	16	6%	4	22%
TOTAL	2,325		2,363		-38	-2%		
AUTOS RECOVERED	100		106		-6	-6%		

	2018 JANUARY - MAY		2017 JANUARY - MAY		COMPARATIVE ACTUAL	% CHANGE ACTUAL	COMPARATIVE CLEARED	% CHANGE CLEARED
	ACTUAL	CLEARED	ACTUAL	CLEARED				
MURDER	35	26	27	28	8	30%	-2	-7%
RAPE	97	33	108	28	-11	-10%	5	18%
ROBBERY	458	95	558	136	-100	-18%	-41	-30%
AGG. ASSAULT	1,000	456	1,105	573	-105	-10%	-117	-20%
BURGLARY - RESIDENCE	927		1,029		-102	-10%		
BURGLARY - NON-RESIDENCE	317	87	321	95	-4	-1%	-8	-8%
LARCENY - \$200 AND OVER	1,408		1,232		176	14%		
LARCENY - \$50 TO \$199	325	875	321	819	4	1%	56	7%
LARCENY - UNDER \$50	4,634		4,413		221	5%		
AUTO THEFT	1,273	92	1,221	90	52	4%	2	2%
TOTAL	10,474		10,335		139	1%		
AUTOS RECOVERED	204		414		-210	-51%		

RETURN A - MONTHLY RETURN OF OFFENSES KNOWN TO THE POLICE

1-720b (Rev. 8-30-94)
OMB No. 1110-0001

This report is authorized by law Title 28, Section 534, U.S. Code. While you are not required to respond, your cooperation in forwarding this report by the 7th day after the close of the month to Uniform Crime Reports, Federal Bureau of Investigation, Washington, D.C. 20535, will assist in compiling comprehensive, accurate national crime figures on a timely basis.

1	2	3	4	5	6
CLASSIFICATION OF OFFENSES	OFFENSES REPORTED OR KNOWN TO POLICE (INCLUDE "UNFOUNDED" AND ATTEMPTS)	UNFOUNDED, I.E. FALSE OR BASELESS COMPLAINTS	NUMBER OF ACTUAL OFFENSES (COLUMN 2 MINUS COLUMN 3) INCLUDE ATTEMPTS	TOTAL OFFENSES CLEARED BY ARREST OR EXCEPTIONAL MEANS (INCLUDES COL 6)	NUMBER OF CLEARANCES INVOLVING ONLY PERSONS UNDER 18 YEARS OF AGE
1. CRIMINAL HOMICIDE					
a. MURDER AND NONNEGLIGENT HOMICIDE	11	2	9	8	0
b. MANSLAUGHTER BY NEGLIGENCE	12				
2. FORCIBLE RAPE TOTAL	20				
a. Rape by Force	21	3	11	5	0
b. Attempts to commit Forcible Rape	22	0	5	0	0
3. ROBBERY TOTAL	30				
a. Firearm	31	2	117	32	1
b. Knife or Cutting Instrument	32	1	74	20	1
c. Other Dangerous Weapon	33	0	5	2	0
d. Strong-Arm (Hands, Fists, Feet, etc.)	34	0	10	2	0
4. ASSAULT TOTAL	40				
a. Firearm	41	10	638	314	10
b. Knife or cutting instrument	42	2	108	40	1
c. Other Dangerous Weapon	43	0	21	14	1
d. Strong-Arm	44	4	68	24	2
e. Other Assaults - Simple, Not Aggravated	45	1	13	4	0
5. BURGLARY TOTAL	50	3	428	232	6
a. Forcible Entry	51	6	276	13	1
b. Unlawful Entry - No Force	52	3	216	8	1
c. Attempted Forcible Entry	53	2	46	5	0
6. LARCENY THEFT TOTAL (except Motor Vehicle Theft)	60	1	1,425	170	11
a. Motor Vehicle Theft	61	24	1,449		
7. MOTOR VEHICLE THEFT TOTAL	70				
a. Autos	71	18	272	22	4
b. Trucks and Buses	72	18	235	18	4
c. Other Vehicles	73	0	18	1	0
GRAND TOTAL	77	65	2,753	564	27

CHECKING ANY OF THE APPROPRIATE BLOCKS BELOW WILL ELIMINATE YOUR NEED TO SUBMIT REPORTS WHEN THE VALUES ARE ZERO. THIS WILL ALSO AID THE NATIONAL PROGRAM IN ITS QUALITY CONTROL EFFORTS.

- NO SUPPLEMENTARY HOMICIDE REPORT SUBMITTED SINCE NO MURDERS, JUSTIFIABLE HOMICIDES, OR MANSLAUGHTER BY NEGLIGENCE OCCURRED IN THIS JURISDICTION DURING THE MONTH.
- NO SUPPLEMENT TO RETURN A REPORT SINCE NO CRIME OFFENSES OR RECOVERY OF PROPERTY REPORTED DURING THE MONTH.
- NO LAW ENFORCEMENT OFFICERS KILLED OR ASSAULTED REPORT SINCE NONE OF THE OFFICERS WERE ASSAULTED OR KILLED DURING THE MONTH.

- NO AGE, SEX, AND RACE OF PERSONS ARRESTED UNDER 18 YEARS OF AGE REPORT SINCE NO ARRESTS OF PERSONS WITHIN THIS AGE GROUP.
- NO AGE, SEX, AND RACE OF PERSONS ARRESTED 18 YEARS OF AGE AND OVER REPORT SINCE NO ARRESTS OF PERSONS WITHIN THIS AGE GROUP.
- NO MONTHLY RETURN OF ARSON OFFENSES KNOWN TO LAW ENFORCEMENT REPORT SINCE NO ARSONS OCCURRED.

DO NOT USE THIS SPACE

	INITIALS
RECORDED	
EDITED	
ENTERED	
ADJUSTED	
UNRES	

* TOTALS INCLUDE PREVIOUS OFFENSES

MAY 2018

Month and Year of Report

GAAPD 0000

Agency Identifier

JUNE 19, 2018

Date

ATLANTA POLICE DEPARTMENT - GEORGIA

Agency and State

[Signature]
Prepared By
L. J. SHIELDS
Chief, Commissioner, Sheriff, or Superintendent

LIEUTENANT
Title
CHIEF

PROPERTY STOLEN BY CLASSIFICATION

CLASSIFICATION	Number of Actual (Column 4)	Offenses Return A)	Monetary Value of Property Stolen
1. MURDER AND NONNEGLIGENT MANSLAUGHTER	12	9	\$ 0.00
2. FORCIBLE RAPE	20	16	\$ 0.00
3. ROBBERY			
(a) HIGHWAY (streets, alleys, etc.)	31	82	14,326.00
(b) COMMERCIAL HOUSE (except c, d, and f)	32	7	17,567.00
(c) GAS OR SERVICE STATION	33	2	19.00
(d) CONVENIENCE STORE	34	2	1.00
(e) RESIDENCE (anywhere on premises)	35	12	2,632.00
(f) BANK	36	1	1.00
(g) MISCELLANEOUS	37	11	4,401.00
TOTAL ROBBERY	30	117	\$ 38,947.00
5. BURGLARY - BREAKING OR ENTERING			
(a) RESIDENCE (dwelling)			
(1) NIGHT (6 p.m. - 6 a.m.)	51	73	65,087.00
(2) DAY (6 a.m. - 6 p.m.)	52	144	108,724.00
(3) UNKNOWN	53	0	0.00
(b) NON-RESIDENCE (store, office, etc.)			
(1) NIGHT (6 p.m. - 6 a.m.)	54	36	14,806.00
(2) DAY (6 a.m. - 6 p.m.)	55	23	20,155.00
(3) UNKNOWN	56	0	0.00
TOTAL BURGLARY	50	276	\$ 208,772.00
6. LARCENY - THEFT (Except Motor Vehicle Theft)			
(a) \$200 AND OVER	61	324	947,908.00
(b) \$50 TO \$200	62	71	7,759.00
(c) UNDER \$50	63	1,030	2,537.00
TOTAL LARCENY (Same as Item 6X)	60	1,425	\$ 958,204.00
7. MOTOR VEHICLE THEFT (Include Alleged Joy Ride)	70	272	\$ 384,411.00
GRAND TOTAL - ALL ITEMS	77	1,747	\$ 1,590,334.00
ADDITIONAL ANALYSIS OF LARCENY AND MOTOR VEHICLE THEFT			
6X. NATURE OF LARCENIES UNDER ITEM 6			
(a) POCKET-PICKING	81	5	1,860.00
(b) PURSE SNATCHING	82	17	9,175.00
(c) SHOPLIFTING	83	192	41,767.00
(d) FROM MOTOR VEHICLES (except e)	84	842	648,319.00
(e) MOTOR VEHICLE PARTS AND ACCESSORIES	85	64	8,731.00
(f) BICYCLES	86	39	10,870.00
(g) FROM BUILDING (except c and h)	87	126	95,058.00
(h) FROM ANY COIN-OPERATED MACHINES (parking meters, etc.)	88	2	3.00
(i) ALL OTHER	89	138	142,421.00
TOTAL LARCENIES (Same as Item 6)	80	1,425	\$ 958,204.00
7X. MOTOR VEHICLES RECOVERED			
(a) STOLEN LOCALLY AND RECOVERED LOCALLY	91	47	
(b) STOLEN LOCALLY AND RECOVERED BY OTHER JURISDICTIONS	92	53	
(c) TOTAL LOCALLY STOLEN MOTOR VEHICLES RECOVERED (a & b)	93	100	
(d) STOLEN IN OTHER JURISDICTIONS AND RECOVERED LOCALLY	90	N/A	

SUPPLEMENT TO RETURN A
MONTHLY RETURN OF OFFENSES KNOWN TO THE POLICE

1-706 (Rev.8-30-94)
Form Approved
OMB No. 1110-0007

This report is authorized by law, Title 28, Section 534, U. S. Code. While you are not required to respond, your cooperation in submitting this report with the Return A will assist the FBI in compiling comprehensive, accurate figures on a timely basis.

This form deals with the nature of crime and the monetary value of property stolen and recovered. The total offenses recorded on the form should be the same as the number of actual offenses listed in Column 4 of the Return A for each crime class. Include attempted crimes on this form, but do not include unfounded offenses. If you cannot complete the report in all areas, please record as much information as is available. Tally sheets will be sent upon request.

PROPERTY BY TYPE AND VALUE

Type of Property (1)	Data Entry	Monetary Value of Property Stolen in Your Jurisdiction	
		Stolen (2)	Recovered (3)
(A) Currency, Notes, Etc.	01	\$ 168,066.00	\$ 0.00
(B) Jewelry and Precious Metals	02	288,910.00	1.00
(C) Clothing and Furs	03	69,871.00	0.00
(D) Locally Stolen Motor Vehicles	04	384,411.00	98,997.00
(E) Office Equipment	05	16,608.00	0.00
(F) Televisions, Radios, Stereos, Etc.	06	367,756.00	1.00
(G) Firearms	07	13,063.00	0.00
(H) Household Goods	08	19,935.00	0.00
(I) Consumable Goods	09	4,416.00	0.00
(J) Livestock	10	0.00	0.00
(K) Miscellaneous	11	257,298.00	0.00
TOTAL	00	\$ 1,590,334.00	\$ 98,999.00

The total of this column should agree with the Grand Total (DATA ENTRY 77) shown on page 2.

Include in this column all property recovered even though stolen in prior months. The above is an accounting for only that property stolen in your jurisdiction. This will include property recovered for you by other jurisdictions, but not property you recover for them.

JUNE 19, 2018
DATE

[Signature]
PREPARED BY

LIEUTENANT
TITLE

[Signature]
CHIEF

CHIEF, COMMISSIONER, SHERIFF OR SUPERINTENDENT

MAY 2018
Month and Year of Report

GAAPD 0000
Agency Identifier

ATLANTA POLICE DEPARTMENT - GEORGIA
Agency and State

LAW ENFORCEMENT OFFICERS KILLED OR ASSAULTED

It is requested this report be completed and transmitted with monthly crime reports to: Director, Federal Bureau of Investigation, Uniform Crime Reports, Washington, D. C. 20535. This form should be used to report the number of your officers who were assaulted or killed in the line of duty during the month. Additional information concerning officers killed will be requested by a separate questionnaire.

OFFICERS KILLED Number of your law enforcement officers killed in the line of duty this month.	By felonious act	0
	By accident or negligence	0

Officers Assaulted (Do not include officers killed) - See other side for instructions.

Type of Activity	Total Assaults by Weapon A	Type of Weapon				Two-Officer Vehicle F	Type of Assignment						Police Assaults Cleared M
		Firearm B	Knife or Other Cutting Instrument C	Other Other Dangerous Weapon D	Hands, Fists, Feet, etc. E		One-Officer Vehicle		Detective or Special Assign.		Other		
							Alone G	As-sisted H	Alone I	As-sisted J	Alone K	As-sisted L	
1. Responding to "Disturbance" calls (family quarrels, man with gun, etc.)	0												
2. Burglaries in progress or pursuing burglary suspects	0												
3. Robberies in progress or pursuing robbery suspects	0												
4. Attempting other arrests	0												
5. Civil disorder (riot, mass disobedience)	0												
6. Handling, transporting, custody of prisoners	0												
7. Investigating suspicious persons or circumstances	0												
8. Ambush - no warning	0												
9. Mentally deranged	1				1		1						1
10. Traffic pursuits and stops	0												
11. All Other	1				1						1		1
12. TOTAL (1-11)	2	0	0	0	2	0	1	0	0	0	1	0	2
13. Number with personal injury	0												
14. Number without personal injury	2				2								
15. Time of assaults													
AM													
PM	1						1						

DO NOT WRITE HERE

Recorded	Initials
Edited	
Punched	
Verified	
Adjusted	
DOJ/FBI	

12:01 2:00 4:00 6:00 8:00 10:00 12:00

MAY 2018
Month and Year
ATLANTA POLICE DEPARTMENT
Agency

GAAPD 0000
Agency Identifier
GEORGIA
State

[Signature]
Prepared By
CHIEF
Chief, Sheriff, Commissioner, Superintendent
LIEUTENANT
Title

MONTHLY RETURN OF ARSON OFFENSES KNOWN TO LAW ENFORCEMENT

DO-73 (2-11-82)
Form Approved
OMB No. 1110-0008

This report is authorized by law Title 28, Section 534, United States Code, and the enactment of the fiscal year 1979, Department of Justice Authorization Bill S. 3151. While you are not required to respond, your cooperation in using this form to report all incidents of arson which become known to your department during the month will assist the FBI in compiling comprehensive, accurate data on a timely basis. Instructions appear on reverse side.

1 PROPERTY CLASSIFICATION	2 Offenses Reported or Known to Police (Include Unfounded and Attempts)	3 Unfounded, i.e. False or Baseless Complaints	4 Number of Actual Offenses (Column 2 Minus Column 3 (Include Attempts))	5 Total Offenses Cleared by Arrest or Exceptional Means (Include Column 6)	6 Number of Clearances Involving Only Persons Under 18 Years of Age	7 Offenses Where Structures Uninhabited, Abandoned, or not Normally in Use	8 Estimated Value of Property Damage
A. Single Occupancy Residential: Houses, Townhouses, Duplexes, etc.	12	8	4	2		1	\$ 18,500.
B. Other Residential: Apartments, Tenements, Flats, Hotels, Motels, Inns, Dormitories, Boarding Houses, etc.	5	4	1				\$ 1,000.
C. Storage: Barns, Garages, Warehouses, etc.							
D. Industrial/Manufacturing							
E. Other Commercial: Stores, Restaurants, Offices, etc.	1	1					
F. Community/Public: Churches, Jails, Schools, Colleges, Hospitals, etc.	1		1				\$ 50,000.
G. All Other Structure: Out Buildings, Monuments, Buildings Under Construction, etc.							
TOTAL STRUCTURE	19	13	6	2		1	\$ 69,500.
H. Motor Vehicles: Automobiles, Trucks, Buses, Motorcycles, etc.:	7	3	4				\$ 69,000.
I. Other Mobile Property: Trailers, Recreational Vehicles, Airplanes, Boats, etc.							
TOTAL MOBILE	7	3	4				\$ 69,000.
J. TOTAL OTHER Crops, Timber, Fences, Signs, etc.	26	16	10	2		1	\$ 138,500.
GRAND TOTAL							

Agency Identifier GAAPD 0000 Month MAY 2018
 Agency ATLANTA POLICE DEPARTMENT State GEORGIA
 Prepared by [Signature] LIEUTENANT
 Chief, Commissioner, Sheriff, or Superintendent CHIEF

DO NOT WRITE HERE	
Recorded	
Edited	
Entered	
Adjusted	
Corres.	

SSD/6-15-18

AGENCY IDENTIFIER GAAPD 0000 REPORTING PERIOD MAY 2018

AGENCY NAME ATLANTA POLICE DEPARTMENT

POLICE DISPOSITION OF JUVENILES

-Not to include neglect or traffic cases-

- 1. Handled within Department and released.
(Warning, released to parents, etc.) _____
 - 2. Referred to juvenile court or probation department. _____ 54
 - 3. Referred to welfare agency. _____
 - 4. Referred to other police agency. _____
 - 5. Referred to criminal or adult court. _____
- TOTAL _____ 54

JUNE 15, 2018
DATE

[Signature] LIEUTENANT
PREPARED BY TITLE

[Signature] CHIEF
APPROVED BY TITLE

GCIC USE ONLY	
Recorded	_____
Reviewed	_____
Punched	_____
Verified	_____

RETURN TO
Georgia Crime Information Center/Uniform Crime Reporting
P. O. Box 1456
Atlanta, Georgia 30301

Return on or before the 7th of the following month

GCIC/UCR-012 (9/74)

SUPPLEMENTARY HOMICIDE REPORT

This report is authorized by law Title 28, Section 534, United States Code. While you are not required to respond, your cooperation in using this form to list data pertaining to all homicides reported on your Return A will assist the FBI in compiling comprehensive, accurate data regarding this important classification on a timely basis.

Ia. Murder and Nonnegligent Manslaughter

List below specific information for all offenses shown in item Ia of the monthly Return A. In addition, list all justifiable killings of felons by a citizen or by a peace officer in the line of duty. A brief explanation in the circumstances column regarding unfounded homicide offenses will aid the national Uniform Crime Reporting Program in editing the reports.

Incident	Situation*	Victim **			Offender**			Data Code	Weapon Used (Handgun, Rifle, Shotgun, Club, Poison, etc.)	Relationship of Victim to Offender (Husband, Wife, Son, Father, Acquaintance, Neighbor, Stranger, etc.)	Circumstances (Victim shot by robber, robbery victim shot robber, killed by patron during barroom brawl, etc.)	
		Age	Sex	Race	Ethnicity	Age	Sex					Race
	D	23	F	B	N	38	M	B	N	HANDGUN - 40 CAL.	GIRLFRIEND	OTHER - DOMESTIC
		35	F	B	N					HANDGUN - 40 CAL.	GIRLFRIEND	OTHER - DOMESTIC
	A	32	M	B	N	33	M	B	N	HANDGUN	ACQUAINTANCE	OTHER ARGUMENTS
	B	36	F	B	N					HANDGUN	UNKNOWN	OTHER
	A	43	M	B	N	24	M	B	N	HANDGUN	ACQUAINTANCE	NARCOTIC DRUG LAWS
	B	16	M	B	N					HANDGUN	UNKNOWN	OTHER
	B	43	M	B	N					HANDGUN	UNKNOWN	OTHER
	B	31	M	B	N					HANDGUN	UNKNOWN	OTHER
	B	18	M	B	N					HANDGUN - 9 MM	UNKNOWN	OTHER
	A	18	M	B	N	22	M	B	N	HANDGUN	STRANGER	FELON KILLED BY PRIVATE CITIZEN *

** - See reverse side for explanation

MAY 2018
 Month and Year
 ATLANTA POLICE DEPARTMENT
 Agency
 GAAPD 0000
 Agency Identifier
 GEORGIA
 State
 Prepared By

 Chief, Sheriff, Commissioner, Superintendent
 LIEUTENANT
 Title
 CHIEF

DO NOT WRITE HERE				
Recorded				
Edited				
Punched				
Verified				
Adjusted				

PAGE 2 OF 2
SUPPLEMENTARY HOMICIDE REPORT

This report is authorized by law Title 28, Section 534, United States Code. While you are not required to respond, your cooperation in using this form to list data pertaining to all homicides reported on your Return A will assist the FBI in compiling comprehensive, accurate data regarding this important classification on a timely basis.

1a. Murder and Nonnegligent Manslaughter

List below specific information for all offenses shown in item 1a of the monthly Return A. In addition, list all justifiable killings of felons by a citizen or by a peace officer in the line of duty. A brief explanation in the circumstances column regarding unfounded homicide offenses will aid the national Uniform Crime Reporting Program in editing the reports.

Incident	Situation	Victim **			Offender**			Data Code		Weapon Used (Handgun, Rifle, Shotgun, Club, Poison, etc.)	Relationship of Victim to Offender (Husband, Wife, Son, Father, Acquaintance, Neighbor, Stranger, etc.)	Circumstances (Victim shot by robber, robbery victim shot robber, killed by patron during barroom brawl, etc.)
		Age	Sex	Race	Ethnicity	Age	Sex	Race	Ethnicity			
	A	39	M	B	N	19	M	B	N	HANDGUN	ACQUAINTANCE	FELON KILLED BY PRIVATE CITIZEN *

** - See reverse side for explanation

DO NOT WRITE HERE				
Recorded				
Edited				
Punched				
Verified				
Adjusted				

MAY 2018
Month and Year

GAAPD 0000
Agency Identifier

ATLANTA POLICE DEPARTMENT
Agency

GEORGIA
State

LIEUTENANT
Title

[Signature]
Prepared By

CHIEF
Chief, Sheriff, Commissioner, Superintendent

ATLANTA POLICE DEPARTMENT
AGE, SEX, AND RACE OF PERSONS ARRESTED
17 YEARS OF AGE AND OVER

MONTH MAY

YEAR 2018

CLASSIFICATION OF OFFENSES	SEX	AGE OF PERSON ARRESTED															TOTAL	RACE				ETHNIC										
		17	18	19	20	21	22	23	24	29	30	34	35	39	40	44		45	49	50	54	55	59	60	64	65	UP	White	Black	Native Amer.	Asian/Pacific	Whl. Hispanic
Murder/Nonnegligent Manslaughter	M				1						2	1	1													5						
	F																										0					
Manslaughter by Negligence	M																									0						
	F																									0						
Forcible Rape	M											1	1													2						
	F													1												1						
Robbery	M	1	2	1	2	4	3	2	5	2	3	3											2			30						
	F												1													1						
Aggravated Assault	M		2	1								8	8	5	3	6	3	1	2							47						
	F											11	2	2	1	2	1	1								21						
Burglary- Breaking or Entering	M			1								2	1												10							
	F																									4						
Larceny - Theft (except Motor Vehicle Theft)	M	3	5	1	6	3	4	3	17	13	5	16	8	6	1										104							
	F		3	2	5	3	2	2	7	6	7	3	6	4												50						
Motor Vehicle Theft	M	1			2	2	1	1	3		1	1	1	2											15							
	F																									4						
Other Assaults	M	2	3	7	3	1	3	36	23	17	7	9	6	2	3	131																
	F	3	1	1	4	3	3	4	19	10	8	4	4	3	4	72																
Arson	M																								1							
	F																									1						
Forgery and Counterfeiting	M						2		2	1	1	1	1		8																	
	F										1	1			2																	
Fraud	M				1			2	1	1	2	1	1	1	8																	
	F									1	1	1			3																	
Embezzlement	M		1							3					5																	
	F			1											3																	
Stolen Property: Buying, Receiving, Possessing	M	3	2	4	5	5	3	1	9	3	1	3	1		43																	
	F	1				1	1		2	1		1			7																	
Vandalism	M	1			1		2		5	6	2		4	1	22																	
	F				1		2		2	1	1				10																	
Weapons	M		1		3	2	1	3	9	5	8	3	1	1	37																	
	F								2						3																	

ATLANTA POLICE DEPARTMENT
 AGE, SEX, AND RACE OF PERSONS ARRESTED
 17 YEARS OF AGE AND OVER

CLASSIFICATION OF OFFENSES	SEX	AGE OF PERSON ARRESTED												TOTAL	RACE				ETHNIC																			
		17	18	19	20	21	22	23	24	30	35	40	45		50	55	60	65	White	Black	Native Amer.	Asian/Pacific	Whl. Hispanic	Blck Hispanic														
		29	34	39	44	49	54	59	64	UP																												
16 Prostitution and Commercialized Vice	M																												1									
	F																													1								
17 Sex Offenses (except Rape and Prostitution)	M	1	1	1													10	3	3	1	4	5								5	28	1	1					
	F																													7								
18 Drug Abuse Violations Grand Total	M	5	4	9	9	13	14	13	64	51	28	15	12	8	3	0	64	28	15	15	12	8	3							27	283	0	0	0	0			
	F	1	1	0	2	1	2	2	19	7	1	4	3	2	1	1	0	19	7	1	4	3	2	1							27	283	0	0	0	0		
180 (1) Sale/Manufacturing Subtotal	M	1	1	1	1	0	1	1	6	8	2	1	1	0	0	0	6	2	1	1	0	0	0							6	21	0	0	0	0			
	F	0	0	0	0	0	0	0	1	0	0	1	1	0	0	0	0	1	0	0	1	1	0	0							3							
a Opium or Cocaine and their derivatives	M	1															1	1	2	1										7								
	F																													1	7							
b Marijuana	M			1			1		3	5							3	5												10								
	F																													0	10							
c Synthetic Narcotics	M																													1								
	F																													0	1							
d Other Dangerous Non-Narcotic Drugs	M	1			1				2	1							2	1												6								
	F																1													2	5	3						
185 (2) Possession Subtotal	M	4	3	8	8	13	13	12	58	43	26	14	14	12	8	3	0	58	43	26	14	14	12	8	3	0							21	262	0	0	0	0
	F	1	1	0	2	1	2	2	18	7	1	3	2	2	1	1	0	18	7	1	3	2	2	1	1	0							21	262	0	0	0	0
e Opium or Cocaine and their derivatives	M			1	3		2	1	14	6	14	4	6	5	5	2	14	6	14	4	6	5	5	2								63						
	F								4	2			2	1	1		4	2			2	1	1									10	63					
f Marijuana	M	4	3	7	5	13	10	11	44	36	10	10	7	6	3	1	44	36	10	10	7	6	3	1								7	193					
	F	1			2	1	2	2	14	3	1	2		1			14	3	1	2		1										30						
g Synthetic Narcotics	M																															0						
	F																															0						
h Other Dangerous Non-Narcotic Drugs	M						1				1	2	1	1			1	2	1													6						
	F			1													2	1														4	6					
19 Gambling Total	M	1	0	0	0	0	0	0	0	0	0	0	0	0	0	0	0	0	0	0	0	0	0	0	0							1						
	F	0	0	0	0	0	0	0	0	0	0	0	0	0	0	0	0	0	0	0	0	0	0	0	0	0							0	1	0	0	0	0
a Bookmaking	M																															0						
	F																															0						
b Numbers and Lottery	M																															0						
	F																															0						

ATLANTA POLICE DEPARTMENT
AGE, SEX, AND RACE OF PERSONS ARRESTED
17 YEARS OF AGE AND OVER

MONTH MAY

YEAR 2018

CLASSIFICATION OF OFFENSES	SEX	AGE OF PERSON ARRESTED											RACE				ETHNIC												
		17	18	19	20	21	22	23	24	29	30	34	35	40	45	50	54	55	59	60	64	65	TOTAL	White	Black	Native Amer.	Asian/Pacific	Whi. Hispanic	Blck Hispanic
																						UP							
All Other Gambling	M	1																				1							
	F																						0						
Offenses Against Family And Children	M																												
	F																												
Driving Under the Influence	M																												
	F																												
Liquor Laws	M																												
	F																												
Drunkenness	M																												
	F																												
Disorderly Conduct	M																												
	F																												
Vagrancy	M																												
	F																												
All Other Offenses (except Traffic)	M																												
	F																												
Suspicion	M																												
	F																												
TOTAL		25	27	30	56	54	62	56	336	213	186	121	138	140	105	42	22	1613	178	1428	2	5	0	0					

MAY 2018

Month and Year of Report

GAAPD 0000

Agency Identifier

JUNE 19, 2018

Date

Prepared By *[Signature]* Title LIEUTENANT

ATLANTA POLICE DEPARTMENT - GEORGIA

Agency and State

[Signature] Chief, Commissioner, Sheriff, or Superintendent

CHIEF

ATLANTA POLICE DEPARTMENT
 AGE, SEX, AND RACE OF PERSONS ARRESTED
 16 YEARS OF AGE AND UNDER

MONTH MAY

YEAR 2018

CLASSIFICATION OF OFFENSES	SEX	AGE						TOTAL	RACE				ETHNIC			
		0 9	10 12	13 14	15	16	White		Black	Native Amer.	Asian/Pacific	Whi. Hispanic	Blk. Hispanic			
Murder/Nonnegligent Manslaughter	M						0									
	F						0									
Manslaughter by Negligence	M						0									
	F						0									
Forcible Rape	M						0									
	F						0									
Robbery	M			2	1		3					3				
	F						0									
Aggravated Assault	M				1		1									
	F						2					3				
Burglary- Breaking or Entering	M						1									
	F						0					1				
Larceny - Theft (except Motor Vehicle Theft)	M			4	3	5	12									
	F			1	1		2					14				
Motor Vehicle Theft	M			3	3	2	8									
	F						0					8				
Other Assaults	M			3	2		5									
	F						0					5				
Arson	M						0									
	F						0									
Forgery and Counterfeiting	M						0									
	F						0									
Fraud	M						0									
	F						0									
Embezzlement	M						0									
	F						0									
Stolen Property; Buying, Receiving, Possessing	M				1	4	5									
	F			1			1					6				
Vandalism	M			1			1									
	F						0					1				
Weapons	M				2		2									
	F						0					2				
Prostitution and Commercialized Vice	M						0									
	F						0									

ATLANTA POLICE DEPARTMENT
 AGE, SEX, AND RACE OF PERSONS ARRESTED
 16 YEARS OF AGE AND UNDER

CLASSIFICATION OF OFFENSES	SEX	AGE					TOTAL	RACE					ETHNIC			
		0 9	10 12	13 14	15	16		White	Black	Native Amer.	Asian/Pacific	Whi. Hispanic	Blk Hispanic			
17 Sex Offenses (except Rape and Prostitution)	M						0									
	F						0									
18 Drug Abuse Violations	M	0	0	1	1	0	2					2	0	0	0	0
	F	0	0	0	0	0	0									
180 (1) Sale/Manufacturing Subtotal	M	0	0	0	0	0	0					0	0	0	0	0
	F	0	0	0	0	0	0					0	0	0	0	0
a Opium or Cocaine and their Derivatives	M						0									
	F						0									
b Marijuana	M						0									
	F						0									
c Synthetic Narcotics	M						0									
	F						0									
d Other Dangerous Non-Narcotic Drugs	M						0									
	F						0									
185 (2) Possession Subtotal	M	0	0	1	1	0	2					2	0	0	0	0
	F	0	0	0	0	0	0									
e Opium or Cocaine and their Derivatives	M						0									
	F						0									
f Marijuana	M			1	1		2					2				
	F						0									
g Synthetic Narcotics	M						0									
	F						0									
h Other Dangerous Non-Narcotic Drugs	M						0									
	F						0									
19 Gambling	M	0	0	0	0	0	0									
	F	0	0	0	0	0	0									
a Bookmaking	M						0									
	F						0									
b Numbers and Lottery	M						0									
	F						0									
c All Other Gambling	M						0									
	F						0									
20 Offenses Against Family and Children	M						0									
	F						0									

ATLANTA POLICE DEPARTMENT
 AGE, SEX, AND RACE OF PERSONS ARRESTED
 16 YEARS OF AGE AND UNDER

MONTH MAY
 YEAR 2018

CLASSIFICATION OF OFFENSES	SEX	AGE						RACE				ETHNIC		
		0 9	10 12	13 14	15	16	TOTAL	White	Black	Native Amer.	Asian/Pacific	Whl. Hispanic	Blck Hispanic	
		Driving Under the Influence	M					0						
Liquor Laws	F					0								
Drunkness	M					0								
Disorderly Conduct	F					0								
	M		1			2								
	F		1			2			4					
Vagrancy	M					0								
	F					0								
All Other Offenses (except Traffic)	M			2		3								
	F		1			1			4					
Suspicion	M					0								
	F					0								
Curfew and Loitering	M				1	1								
	F					0			1					
Run-Aways	M					0								
	F					0								
Total		0	1	21	15	17	54	0	54	0	0	0	0	0

MAY 2018
 Month and Year of Report

GAAPD 0000
 Agency Identifier

JUNE 19, 2018
 Date

[Signature]
 Prepared By
LIEUTENANT

ATLANTA POLICE DEPARTMENT - GEORGIA
 Agency and State

[Signature]
CHIEF
 Chief, Commissioner, Sheriff, or Superintendent

UNIFORM CRIME REPORTING

**LAW ENFORCEMENT
OPERATIONS
&
MANAGEMENT**

CRIME AREA COMPARISON

**SUPPORT SERVICES DIVISION
Information Services Section**

**MAY 2018
MAY 2017**


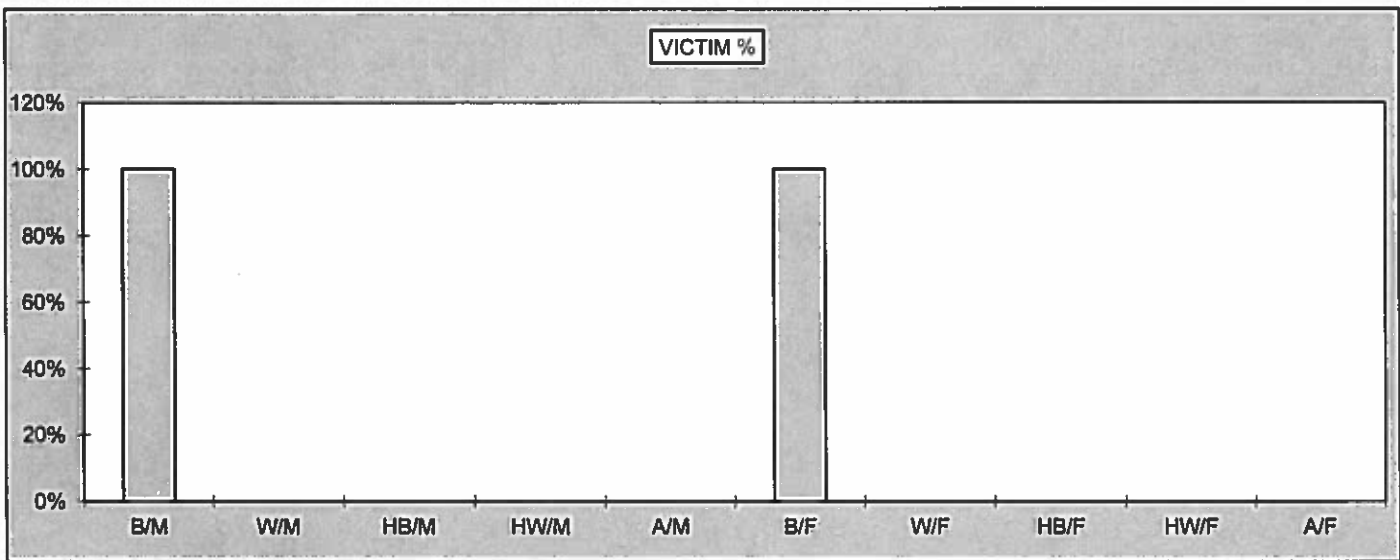
**2018
MAY HOMICIDE COMPARISON
BY RACE, SEX, AND ETHNIC ORIGIN**

	VICTIM	PERPETRATOR
B/M	6	4
W/M	0	0
HB/M	0	0
HW/M	0	0
A/M	0	0
TOTAL MALES	6	4
B/F	3	0
W/F	0	0
HB/F	0	0
HW/F	0	0
A/F	0	0
TOTAL FEMALES	3	0
TOTAL	9	4

	VICTIM %	PERPETRATOR %
B/M	100%	100%
W/M	0%	0%
HB/M	0%	0%
HW/M	0%	0%
A/M	0%	0%

B/F	100%	0%
W/F	0%	0%
HB/F	0%	0%
HW/F	0%	0%
A/F	0%	0%

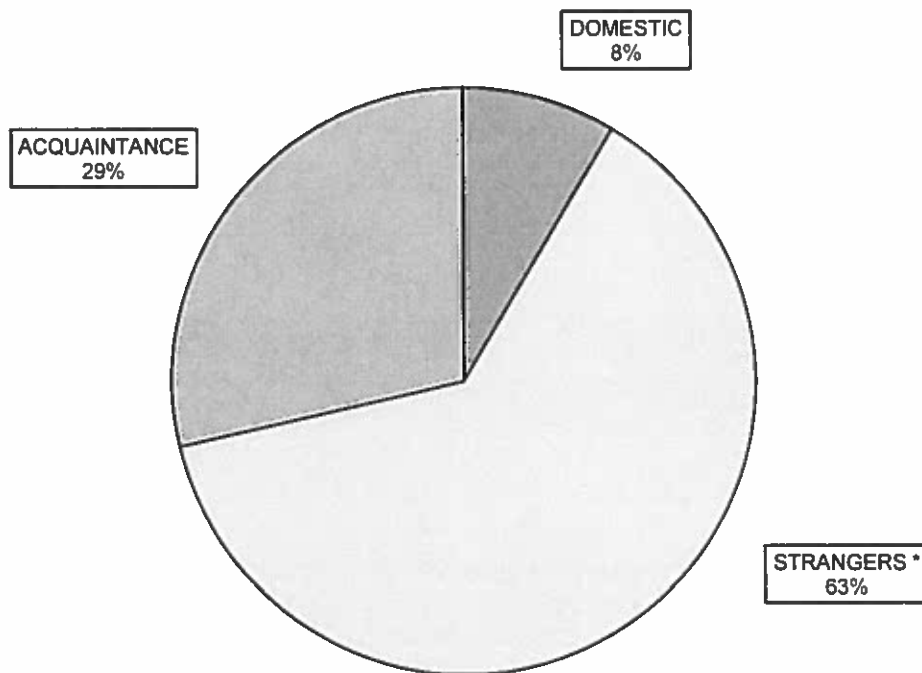
PERPETRATOR UNKNOWN FOR 5 HOMICIDES



**2018
HOMICIDE BREAKDOWN
YEAR TO DATE**

MAY							
MONTH	ACTUAL	DOMESTIC	%	STRANGERS *	%	ACQUAINTANCE	%
JANUARY	6	0	0%	5	83%	1	17%
FEBRUARY	10	0	0%	7	70%	3	30%
MARCH	5	0	0%	3	60%	2	40%
APRIL	5	1	20%	2	40%	2	40%
MAY	9	2	22%	5	56%	2	22%
JUNE							
JULY							
AUGUST							
SEPTEMBER							
OCTOBER							
NOVEMBER							
DECEMBER							
TOTAL	35	3	8%	22	63%	10	29%

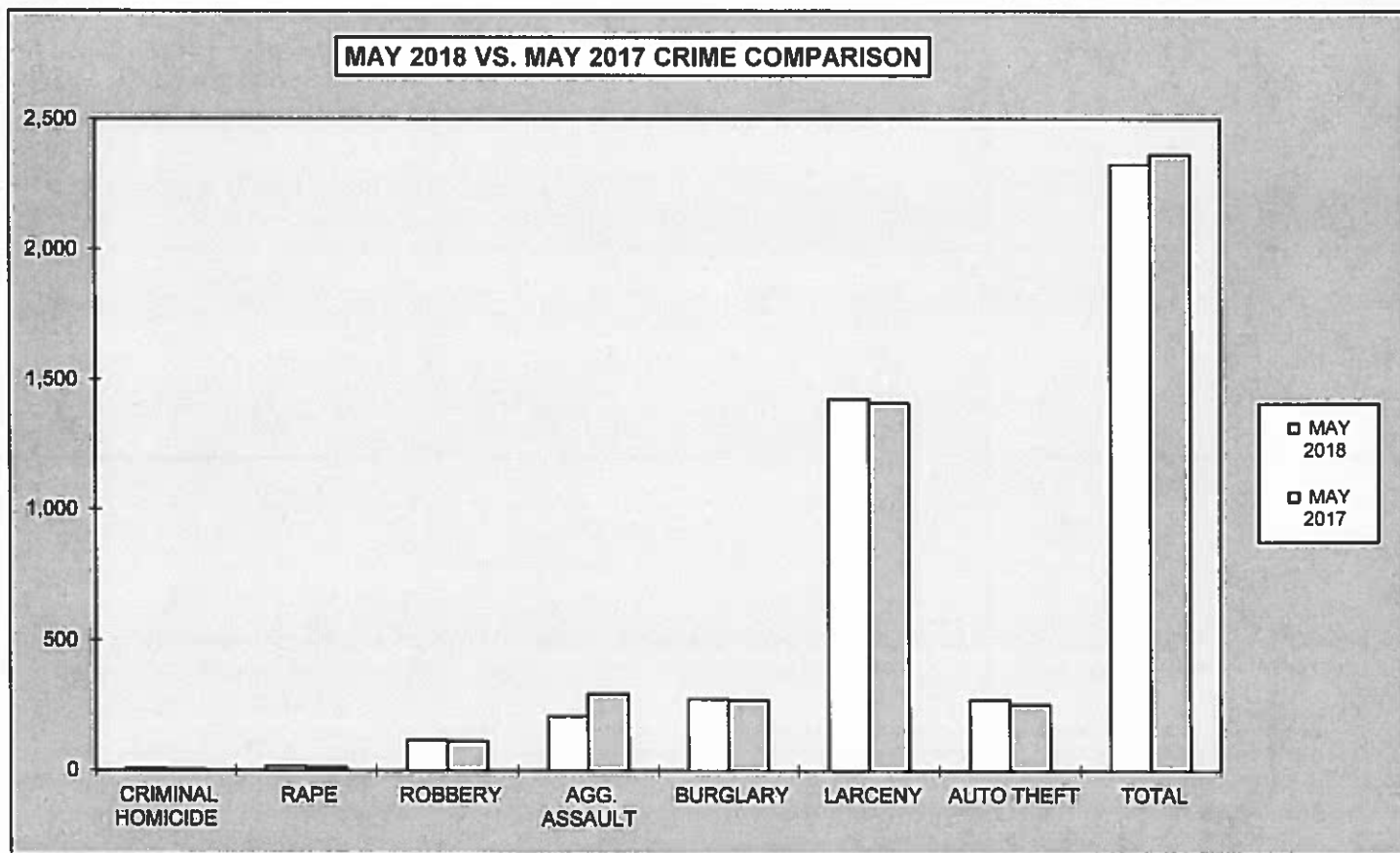
HOMICIDE BREAKDOWN BY VICTIM/OFFENDER RELATIONSHIP



* UNKNOWN INCLUDED IN WITH STRANGERS

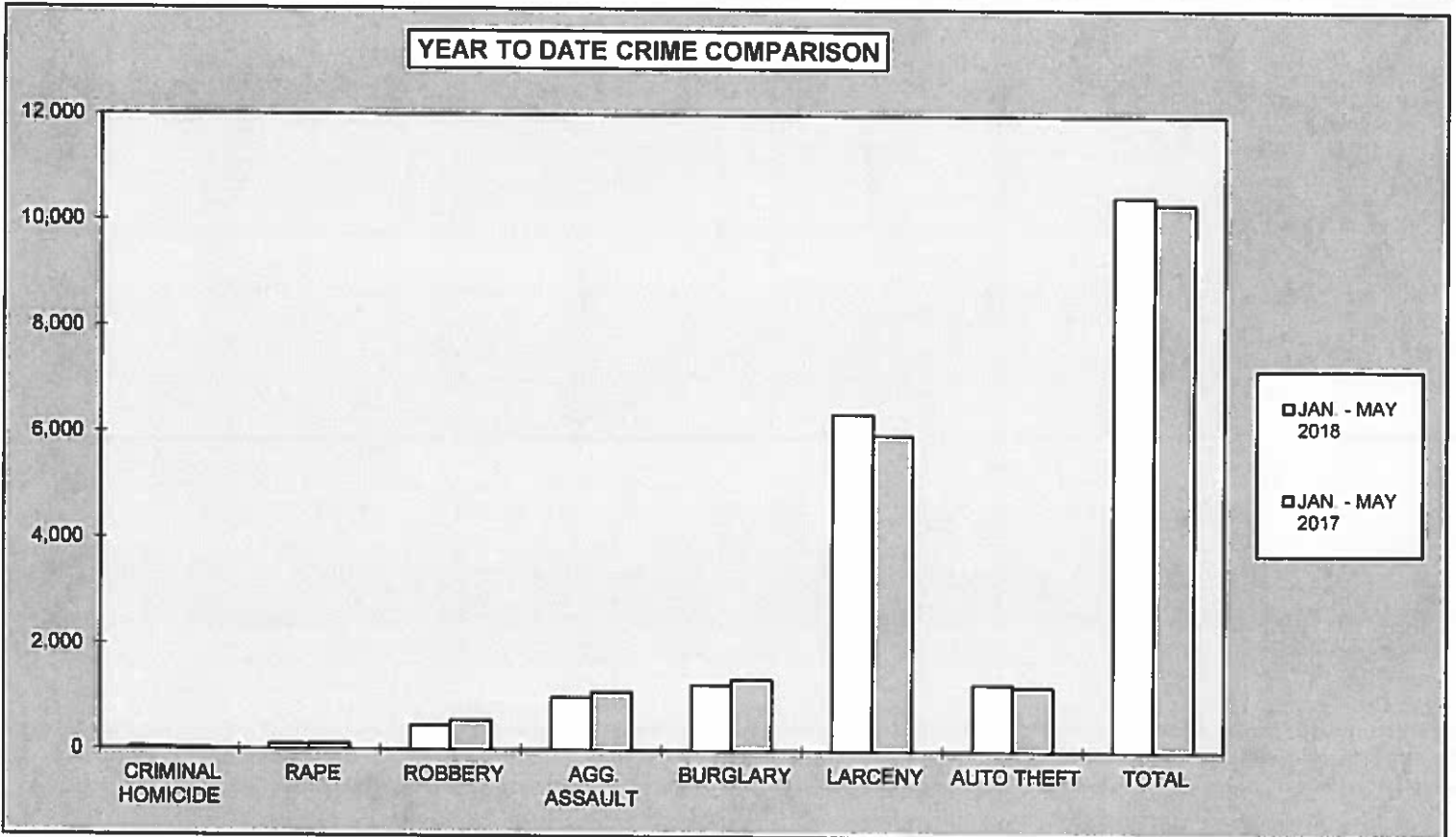
**2018
MONTHLY CRIME COMPARISON**

CRIME	MAY 2018	MAY 2017	# DIFFERENCE	% DIFFERENCE
CRIMINAL HOMICIDE	9	4	5	125%
RAPE	16	14	2	14%
ROBBERY	117	113	4	4%
AGG. ASSAULT	210	296	-86	-29%
BURGLARY	276	271	5	2%
RESIDENCE	217	199	18	9%
NON-RESIDENCE	59	72	-13	-18%
LARCENY	1,425	1,409	16	1%
POCKETPICKING	5	4	1	25%
PURSE SNATCHING	17	18	-1	-6%
SHOPLIFTING	192	203	-11	-5%
FROM MOTOR VEHICLES	842	778	64	8%
MOTOR VEH. PARTS/ACCESSORIES	64	58	6	10%
BICYCLES	39	25	14	56%
FROM BUILDINGS	126	127	-1	-1%
FROM COIN OPERATED MACHINES	2	1	1	100%
ALL OTHER	138	195	-57	-29%
AUTO THEFT	272	256	16	6%
TOTAL	2,325	2,363	-38	-2%



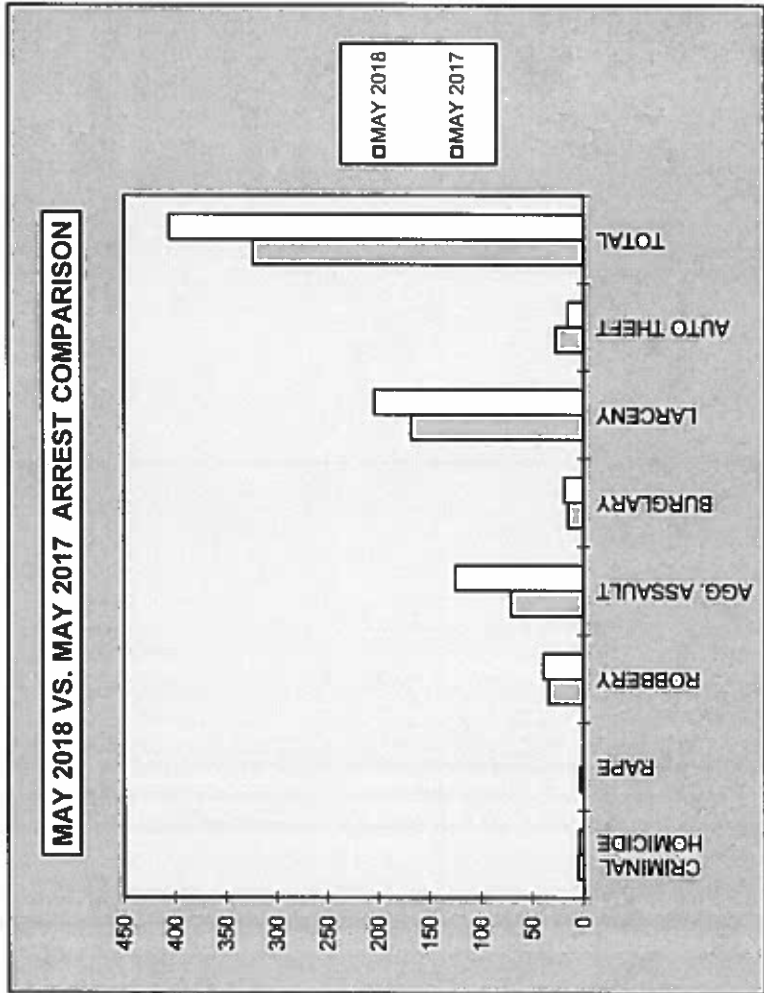
**2018
YEAR TO DATE CRIME COMPARISON**

FIRST 5 MONTHS				
CRIME	JAN. - MAY 2018	JAN. - MAY 2017	# DIFFERENCE	% DIFFERENCE
CRIMINAL HOMICIDE	35	27	8	30%
RAPE	97	108	-11	-10%
ROBBERY	458	558	-100	-18%
AGG. ASSAULT	1,000	1,105	-105	-10%
BURGLARY	1,244	1,350	-106	-8%
RESIDENCE	927	1,029	-102	-10%
NON-RESIDENCE	317	321	-4	-1%
LARCENY	6,367	5,966	401	7%
POCKETPICKING	23	29	-6	-21%
PURSE SNATCHING	70	84	-14	-17%
SHOPLIFTING	999	915	84	9%
FROM MOTOR VEHICLES	3,652	3,174	478	15%
MOTOR VEH. PARTS/ACCESSORIES	307	295	12	4%
BICYCLES	108	94	14	15%
FROM BUILDINGS	501	565	-64	-11%
FROM COIN OPERATED MACHINES	9	5	4	80%
ALL OTHER	698	805	-107	-13%
AUTO THEFT	1,273	1,221	52	4%
TOTAL	10,474	10,335	139	1%

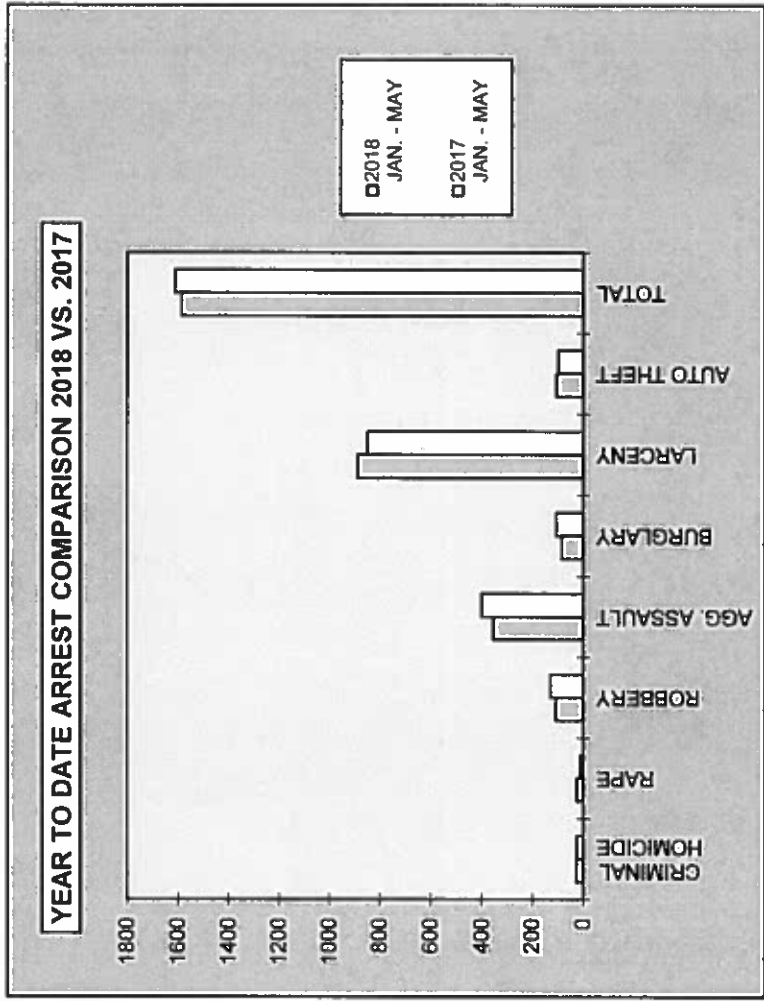


2018
ARREST COMPARISON

MAY ARREST COMPARISON				
CRIME	MAY 2018	MAY 2017	# DIFFERENCE	% DIFFERENCE
CRIMINAL HOMICIDE	5	4	1	25%
RAPE	3	0	3	100%
ROBBERY	34	39	-5	-13%
AGG. ASSAULT	71	125	-54	-43%
BURGLARY	15	19	-4	-21%
LARCENY	168	204	-36	-18%
AUTO THEFT	27	15	12	80%
TOTAL	323	406	-83	-20%

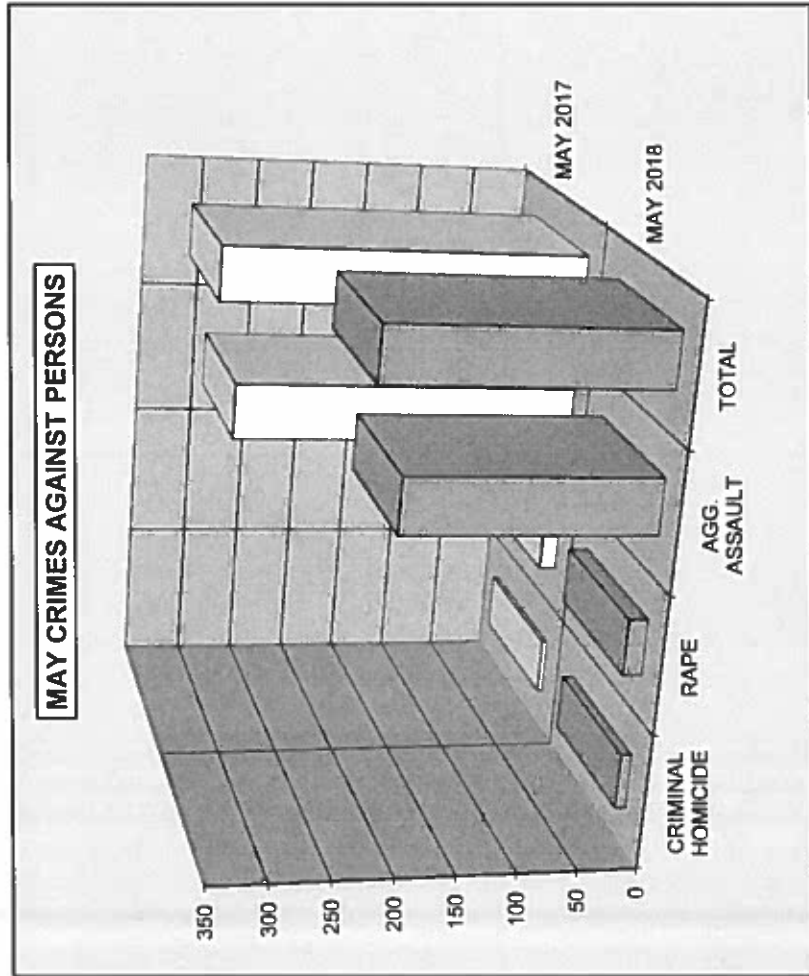


FIRST 5 MONTHS ARREST COMPARISON				
CRIME	2018 JAN - MAY	2017 JAN - MAY	# DIFFERENCE	% DIFFERENCE
CRIMINAL HOMICIDE	27	24	3	13%
RAPE	25	12	13	108%
ROBBERY	106	128	-22	-17%
AGG. ASSAULT	354	400	-46	-12%
BURGLARY	84	105	-21	-20%
LARCENY	885	846	39	5%
AUTO THEFT	104	97	7	7%
TOTAL	1,585	1,612	-27	-2%

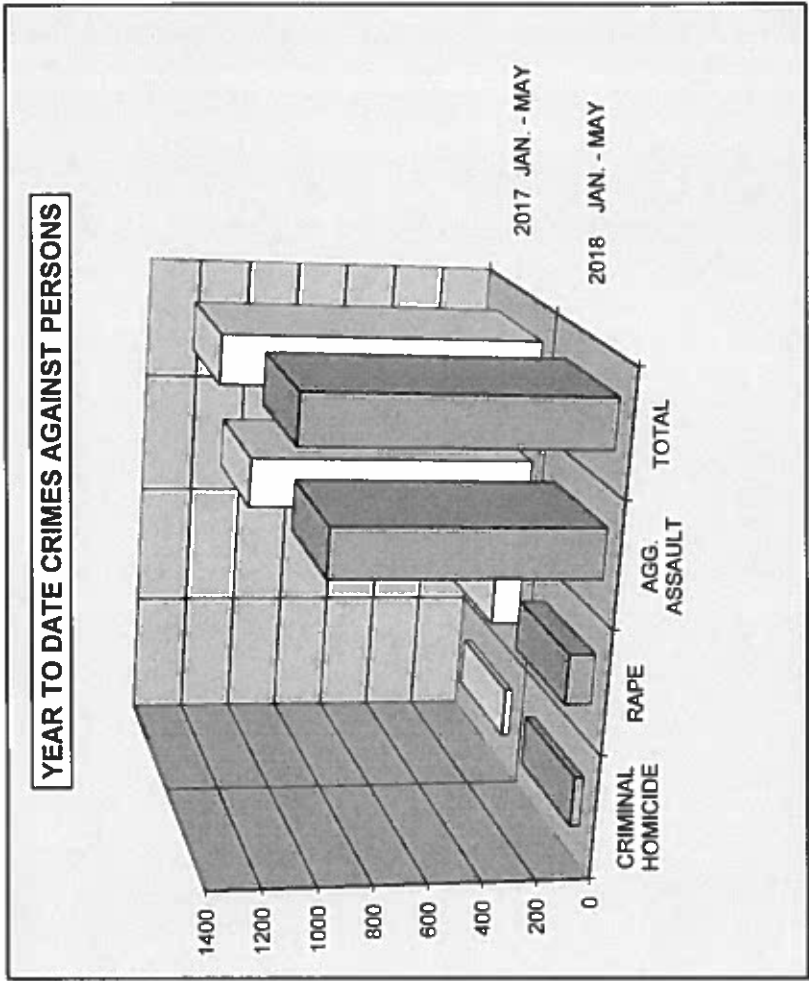


**2018
CRIME COMPARISON
CRIMES AGAINST PERSONS**

MAY				
CRIME	MAY 2018	MAY 2017	# DIFFERENCE	% DIFFERENCE
CRIMINAL HOMICIDE	9	4	5	125%
RAPE	16	14	2	14%
AGG. ASSAULT	210	296	-86	-29%
TOTAL	235	314	-79	-25%

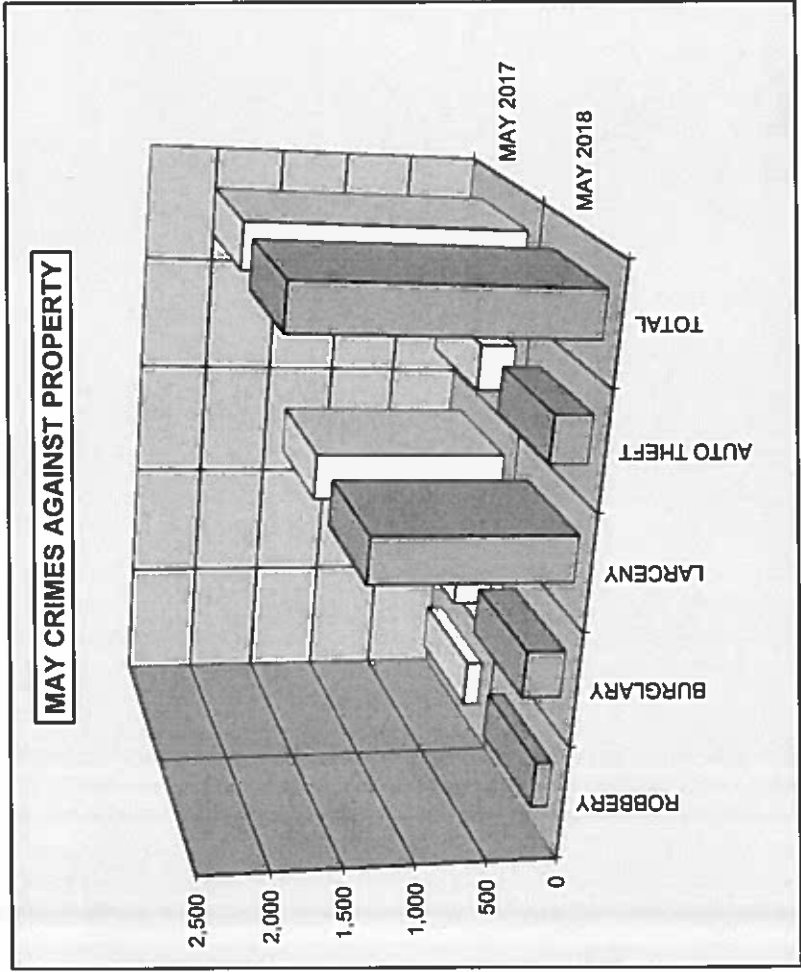


FIRST 5 MONTHS				
CRIME	2018 JAN - MAY	2017 JAN - MAY	# DIFFERENCE	% DIFFERENCE
CRIMINAL HOMICIDE	35	27	8	30%
RAPE	97	108	-11	-10%
AGG. ASSAULT	1,000	1,105	-105	-10%
TOTAL	1,132	1,240	-108	-9%

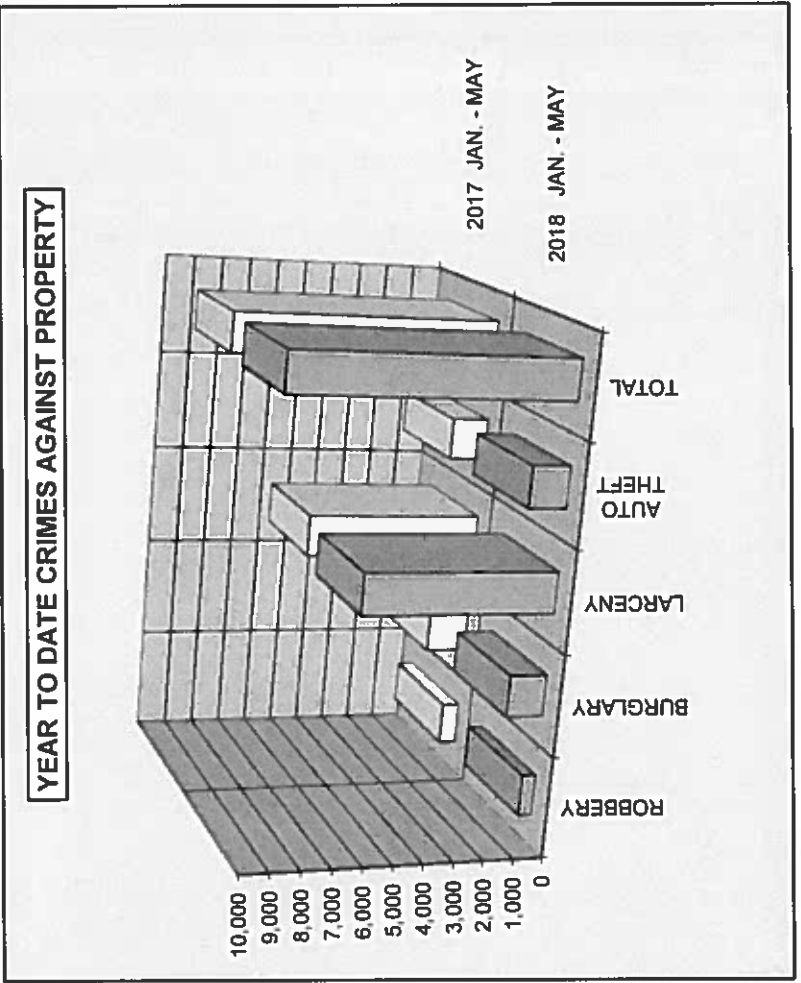


**2018
CRIME COMPARISON
CRIMES AGAINST PROPERTY**

MAY				
CRIME	MAY 2018	MAY 2017	# DIFFERENCE	% DIFFERENCE
ROBBERY	117	113	4	4%
BURGLARY	276	271	5	2%
LARCENY	1,425	1,409	16	1%
AUTO THEFT	272	256	16	6%
TOTAL	2,090	2,049	41	2%

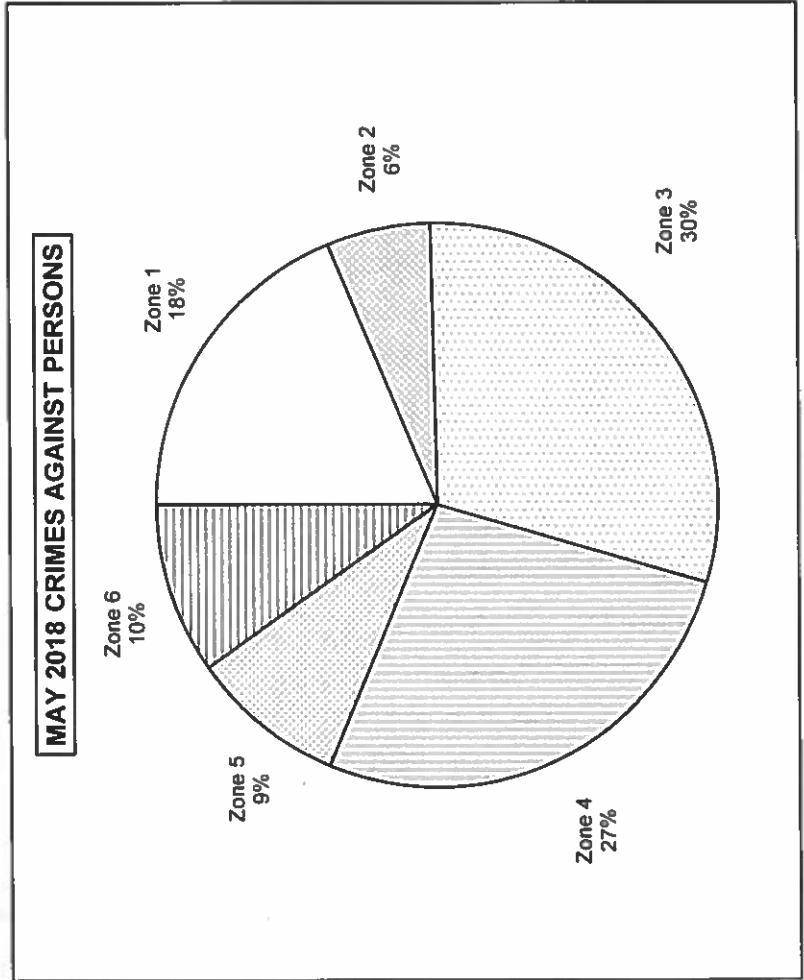


FIRST 5 MONTHS				
CRIME	2018 JAN. - MAY	2017 JAN. - MAY	# DIFFERENCE	% DIFFERENCE
ROBBERY	458	558	-100	-18%
BURGLARY	1,244	1,350	-106	-8%
LARCENY	6,367	5,966	401	7%
AUTO THEFT	1,273	1,221	52	4%
TOTAL	9,342	9,095	247	3%

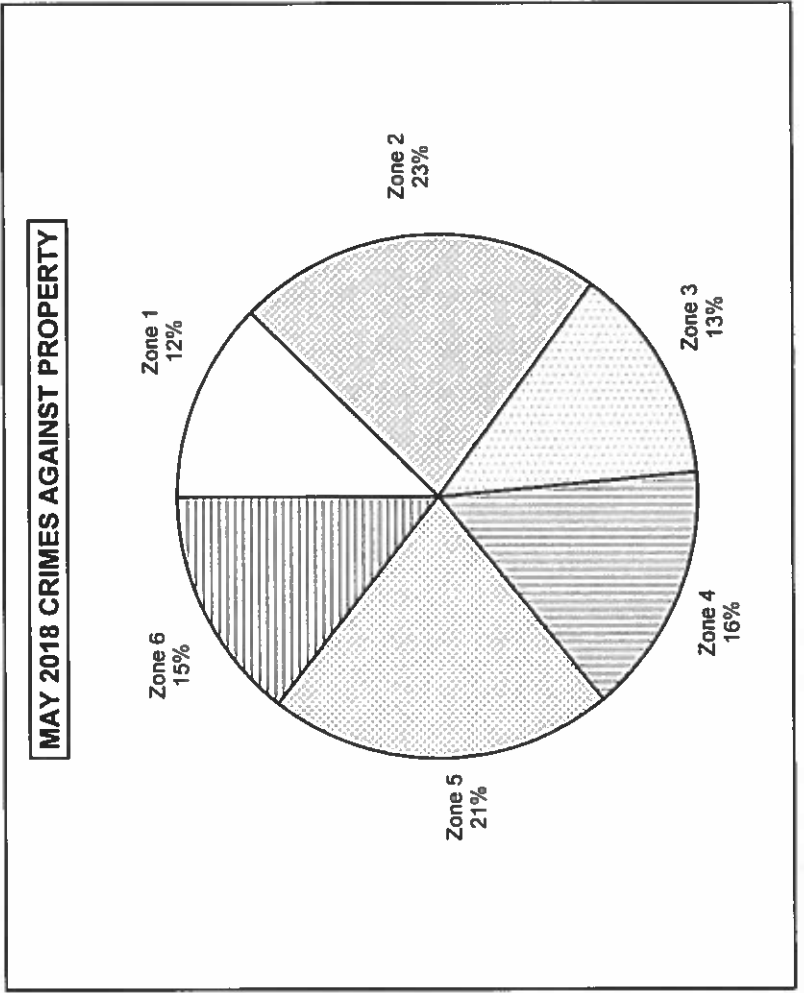


2018
AREA BREAKDOWN
CRIMES AGAINST PERSONS AND PROPERTY

MAY 2018 CRIMES AGAINST PERSONS BY ZONE						
CRIME	Zone 1	Zone 2	Zone 3	Zone 4	Zone 5	Zone 6
CRIMINAL HOMICIDE	6	0	2	0	0	1
RAPE	3	3	2	6	2	0
AGG. ASSAULT	35	11	66	57	19	22
TOTAL CRIMES AGAINST PERSONS	44	14	70	63	21	23

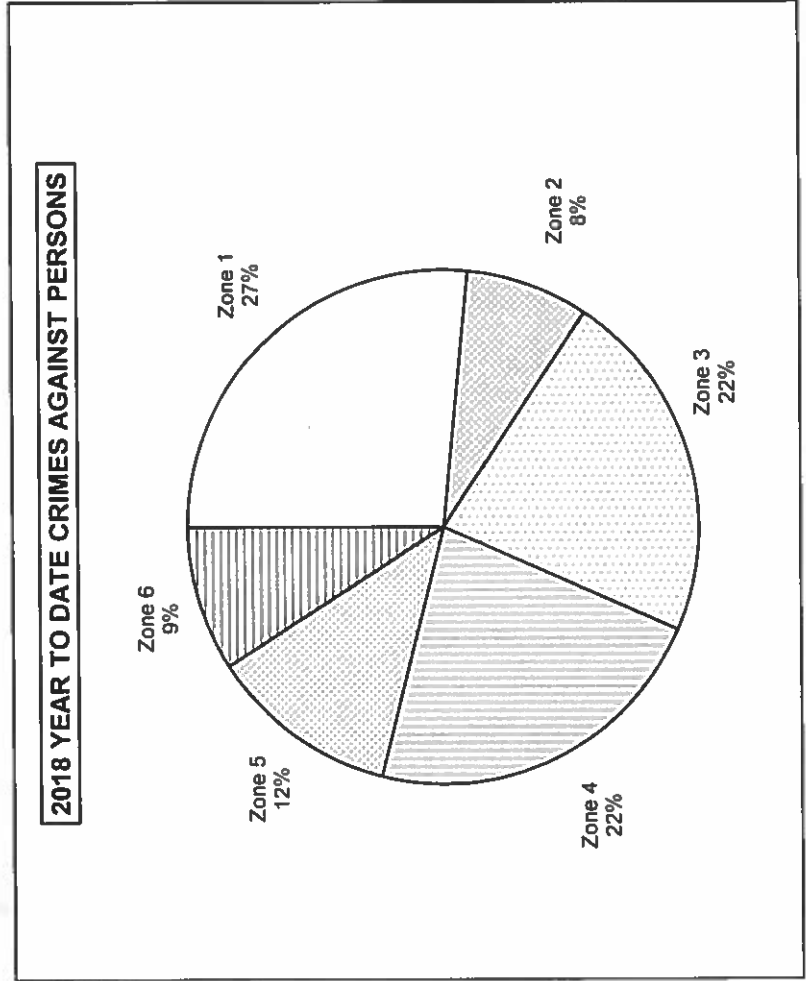


MAY 2018 CRIMES AGAINST PROPERTY BY ZONE						
CRIME	Zone 1	Zone 2	Zone 3	Zone 4	Zone 5	Zone 6
ROBBERY	29	8	18	30	19	13
BURGLARY	50	33	60	68	31	34
LARCENY	141	391	149	162	353	229
AUTO THEFT	38	43	54	66	44	27
TOTAL CRIMES AGAINST PROPERTY	258	475	281	326	447	303

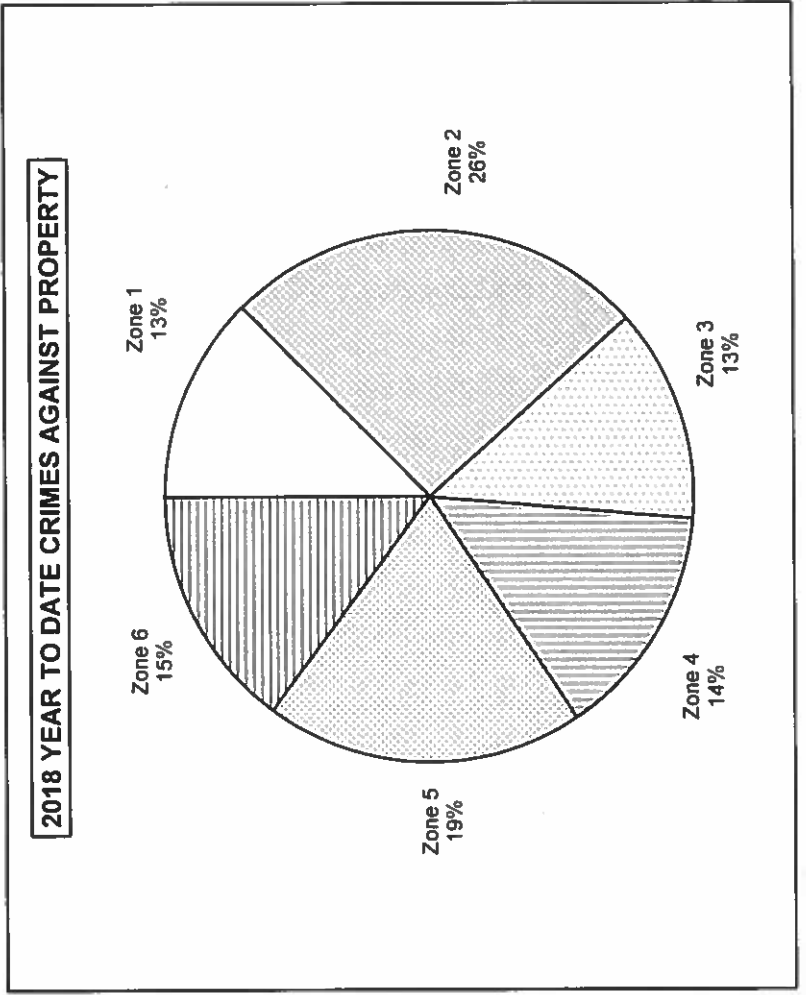


**2018
YEAR TO DATE AREA BREAKDOWN
CRIMES AGAINST PERSONS AND PROPERTY**

FIRST 5 MONTHS 2018 CRIMES AGAINST PERSONS BY ZONE						
CRIME	Zone 1	Zone 2	Zone 3	Zone 4	Zone 5	Zone 6
CRIMINAL HOMICIDE	13	5	3	9	2	3
RAPE	20	10	20	16	19	12
AGG. ASSAULT	268	73	228	229	114	88
TOTAL CRIMES AGAINST PERSONS	301	88	251	254	135	103

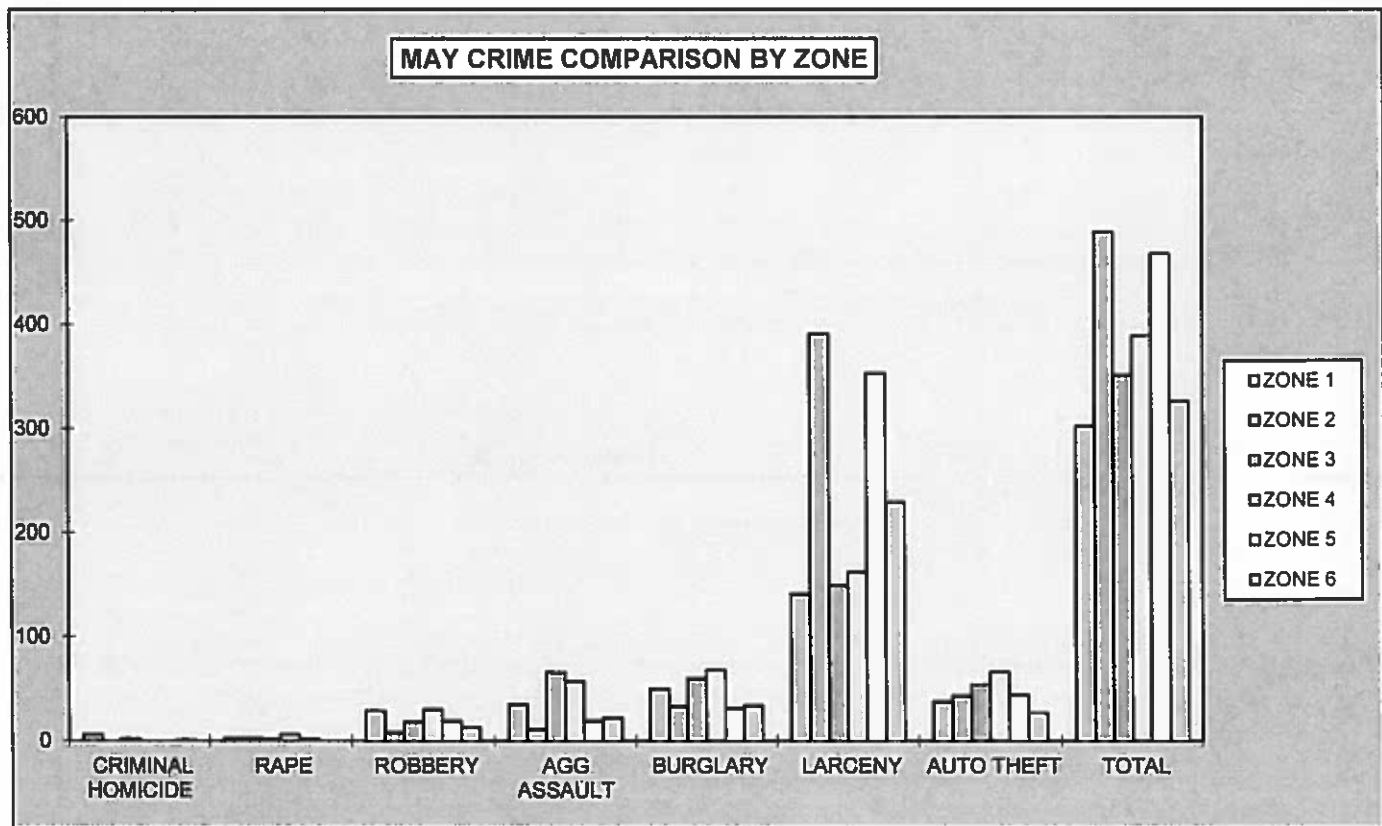


FIRST 5 MONTHS 2018 CRIMES AGAINST PROPERTY BY ZONE						
CRIME	Zone 1	Zone 2	Zone 3	Zone 4	Zone 5	Zone 6
ROBBERY	90	58	88	96	60	66
BURGLARY	208	228	243	280	115	170
LARCENY	649	1,888	651	688	1,455	1,036
AUTO THEFT	226	240	230	274	186	117
TOTAL CRIMES AGAINST PROPERTY	1,173	2,414	1,212	1,338	1,816	1,389



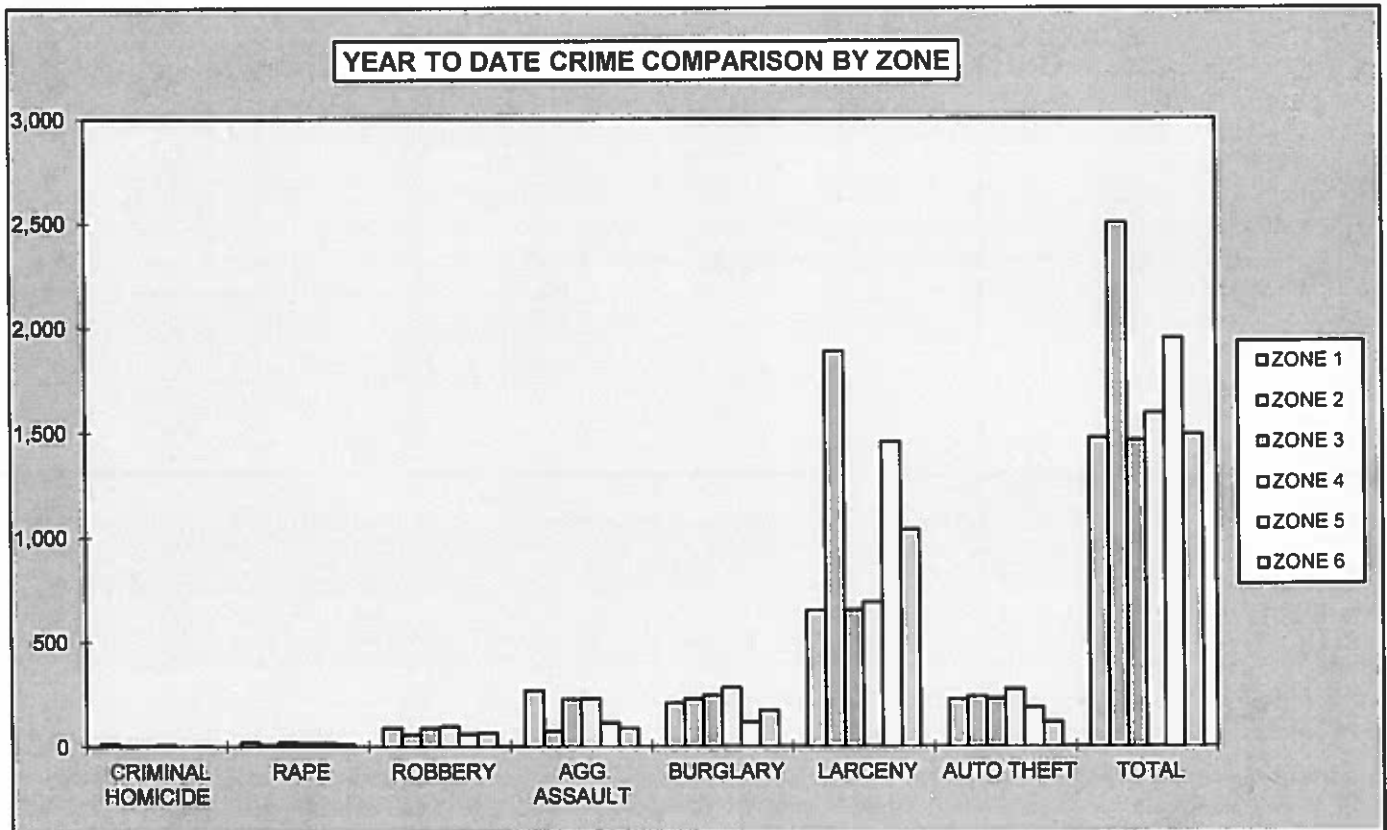
**2018
AREA BREAKDOWN**

MAY CRIME COMPARISON BY ZONE						
CRIME	ZONE 1	ZONE 2	ZONE 3	ZONE 4	ZONE 5	ZONE 6
CRIMINAL HOMICIDE	6	0	2	0	0	1
RAPE	3	3	2	6	2	0
ROBBERY	29	8	18	30	19	13
AGG. ASSAULT	35	11	66	57	19	22
BURGLARY	50	33	60	68	31	34
RESIDENCE	43	21	53	51	22	27
NON-RESIDENCE	7	12	7	17	9	7
LARCENY	141	391	149	162	353	229
POCKETPICKING	0	1	0	0	2	2
PURSE SNATCHING	4	0	2	3	7	1
SHOPLIFTING	32	62	15	22	26	35
FROM MOTOR VEHICLES	55	255	71	88	237	136
MOTOR VEH. PARTS/ACCESSORIES	15	5	18	13	7	6
BICYCLES	2	6	3	2	13	13
FROM BUILDINGS	13	26	15	16	41	15
FROM COIN OPERATED MACHINES	1	0	0	0	1	0
ALL OTHER	19	36	25	18	19	21
AUTO THEFT	38	43	54	66	44	27
TOTAL	302	489	351	389	468	326



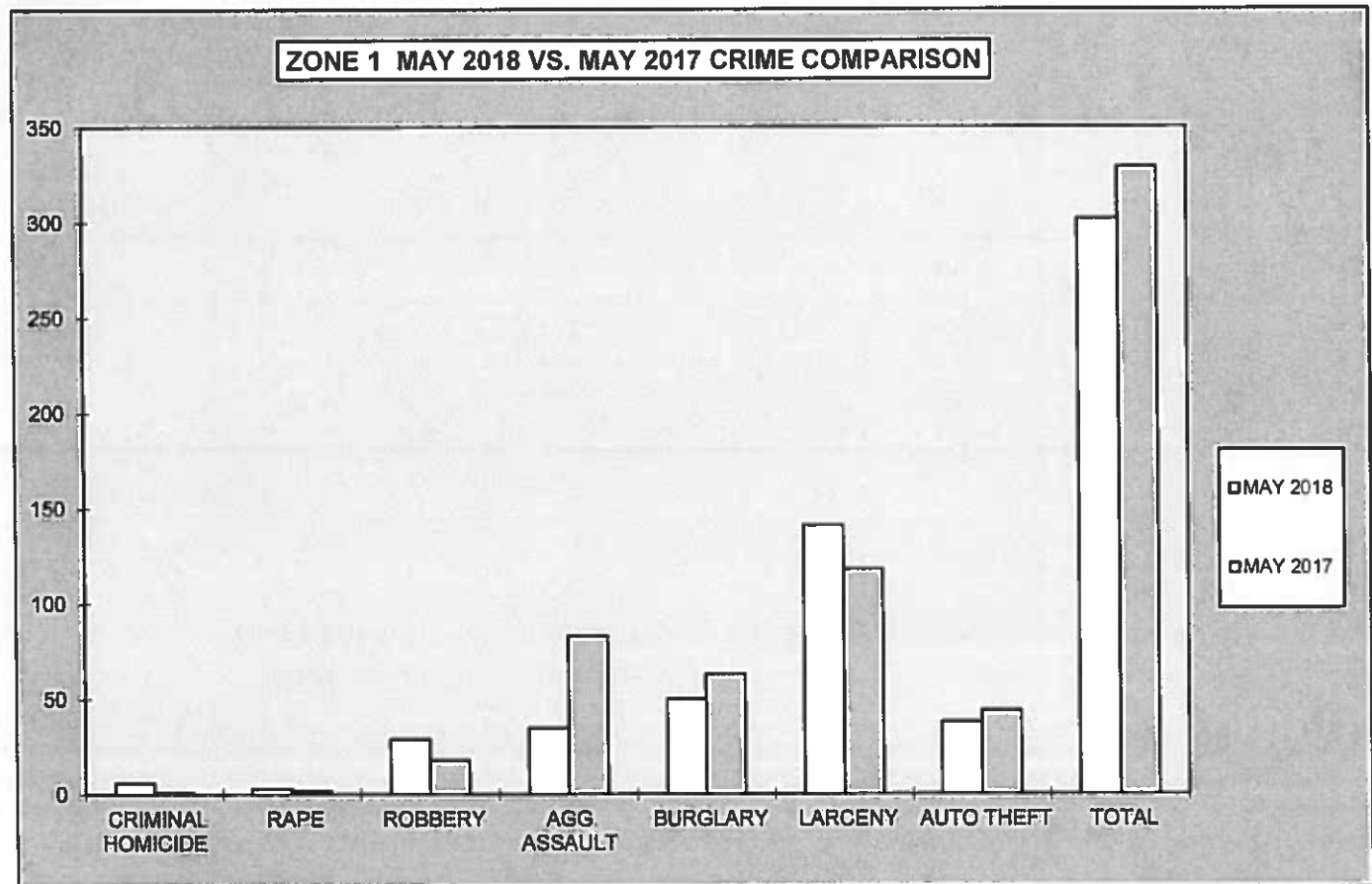
**2018
YEAR TO DATE AREA BREAKDOWN**

FIRST 5 MONTHS CRIME COMPARISON BY ZONE						
CRIME	ZONE 1	ZONE 2	ZONE 3	ZONE 4	ZONE 5	ZONE 6
CRIMINAL HOMICIDE	13	5	3	9	2	3
RAPE	20	10	20	16	19	12
ROBBERY	90	58	88	96	60	66
AGG. ASSAULT	268	73	228	229	114	88
BURGLARY	208	228	243	280	115	170
RESIDENCE	180	132	187	214	77	137
NON-RESIDENCE	28	96	56	66	38	33
LARCENY	649	1,888	651	688	1,455	1,036
POCKETPICKING	1	9	1	3	7	2
PURSE SNATCHING	19	6	9	10	21	5
SHOPLIFTING	149	408	41	109	107	185
FROM MOTOR VEHICLES	273	1,112	336	341	975	615
MOTOR VEH. PARTS/ACCESSORIES	62	50	82	53	30	30
BICYCLES	4	22	7	5	38	32
FROM BUILDINGS	60	120	53	53	161	54
FROM COIN OPERATED MACHINES	4	0	1	0	3	1
ALL OTHER	77	161	121	114	113	112
AUTO THEFT	226	240	230	274	186	117
TOTAL	1,474	2,502	1,463	1,592	1,951	1,492



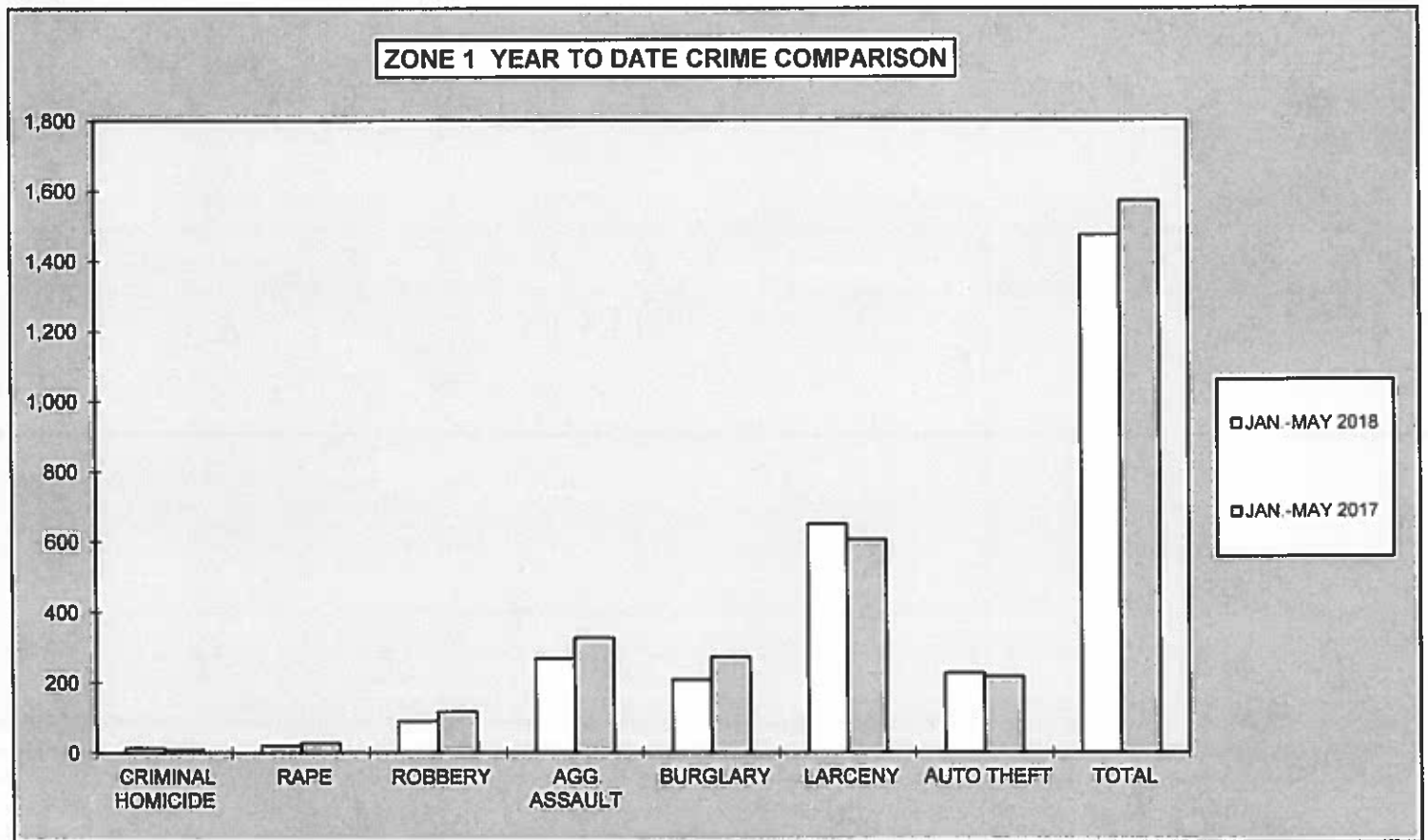
**2018
MONTHLY CRIME COMPARISON**

ZONE 1				
CRIME	MAY 2018	MAY 2017	# DIFFERENCE	% DIFFERENCE
CRIMINAL HOMICIDE	6	1	5	500%
RAPE	3	2	1	50%
ROBBERY	29	18	11	61%
AGG. ASSAULT	35	83	-48	-58%
BURGLARY	50	63	-13	-21%
RESIDENCE	43	50	-7	-14%
NON-RESIDENCE	7	13	-6	-46%
LARCENY	141	118	23	19%
POCKETPICKING	0	0	0	0%
PURSE SNATCHING	4	3	1	33%
SHOPLIFTING	32	20	12	60%
FROM MOTOR VEHICLES	55	50	5	10%
MOTOR VEH. PARTS/ACCESSORIES	15	9	6	67%
BICYCLES	2	1	1	100%
FROM BUILDINGS	13	11	2	18%
FROM COIN OPERATED MACHINES	1	0	1	100%
ALL OTHER	19	24	-5	-21%
AUTO THEFT	38	44	-6	-14%
TOTAL	302	329	-27	-8%



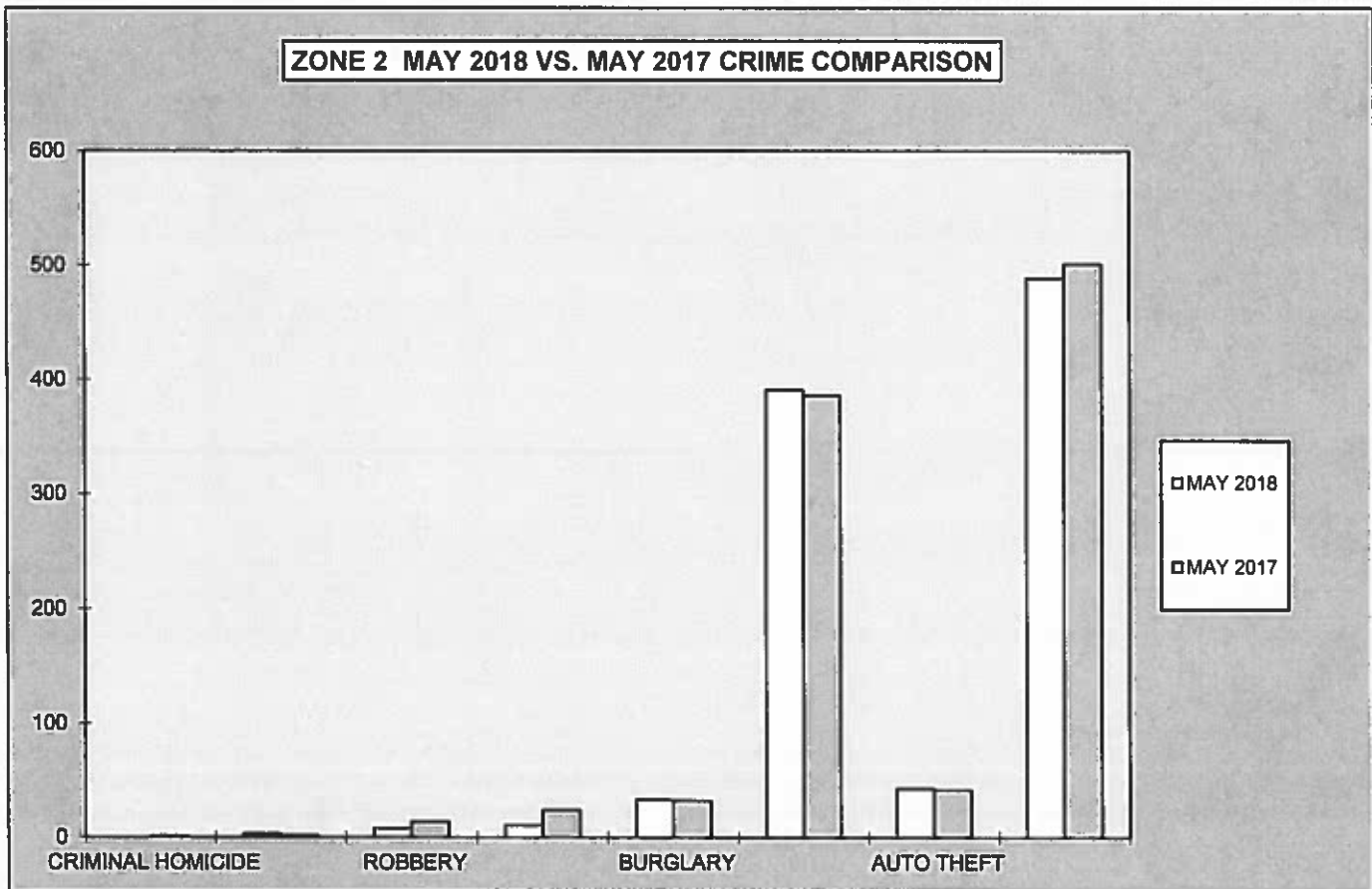
**2018
YEAR TO DATE CRIME COMPARISON**

ZONE 1				
CRIME	JAN.-MAY 2018	JAN.-MAY 2017	# DIFFERENCE	% DIFFERENCE
CRIMINAL HOMICIDE	13	8	5	63%
RAPE	20	27	-7	-26%
ROBBERY	90	116	-26	-22%
AGG. ASSAULT	268	327	-59	-18%
BURGLARY	208	272	-64	-24%
RESIDENCE	180	237	-57	-24%
NON-RESIDENCE	28	35	-7	-20%
LARCENY	649	605	44	7%
POCKETPICKING	1	1	0	0%
PURSE SNATCHING	19	17	2	12%
SHOPLIFTING	149	86	63	73%
FROM MOTOR VEHICLES	273	259	14	5%
MOTOR VEH. PARTS/ACCESSORIES	62	69	-7	-10%
BICYCLES	4	3	1	33%
FROM BUILDINGS	60	60	0	0%
FROM COIN OPERATED MACHINES	4	2	2	100%
ALL OTHER	77	108	-31	-29%
AUTO THEFT	226	216	10	5%
TOTAL	1,474	1,571	-97	-6%



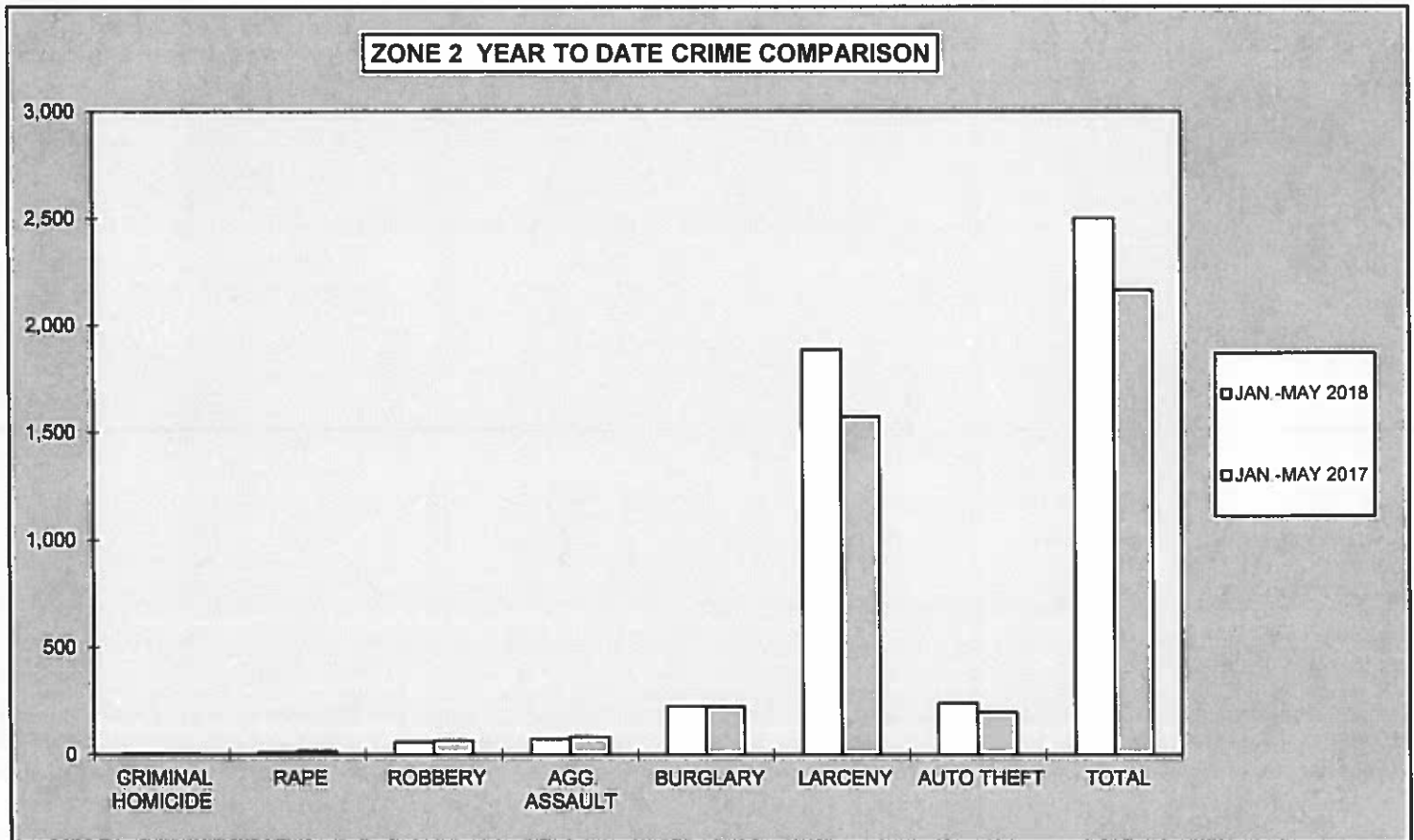
**2018
MONTHLY CRIME COMPARISON**

ZONE 2					
CRIME	MAY 2018	MAY 2017	# DIFFERENCE	% DIFFERENCE	
CRIMINAL HOMICIDE	0	1	-1	-100%	
RAPE	3	2	1	50%	
ROBBERY	8	14	-6	-43%	
AGG. ASSAULT	11	24	-13	-54%	
BURGLARY	33	32	1	3%	
RESIDENCE	21	24	-3	-13%	
NON-RESIDENCE	12	8	4	50%	
LARCENY	391	386	5	1%	
POCKETPICKING	1	2	-1	-50%	
PURSE SNATCHING	0	2	-2	-100%	
SHOPLIFTING	62	67	-5	-7%	
FROM MOTOR VEHICLES	255	222	33	15%	
MOTOR VEH. PARTS/ACCESSORIES	5	14	-9	-64%	
BICYCLES	6	6	0	0%	
FROM BUILDINGS	26	33	-7	-21%	
FROM COIN OPERATED MACHINES	0	0	0	0%	
ALL OTHER	36	40	-4	-10%	
AUTO THEFT	43	42	1	2%	
TOTAL	489	501	-12	-2%	



**2018
YEAR TO DATE CRIME COMPARISON**

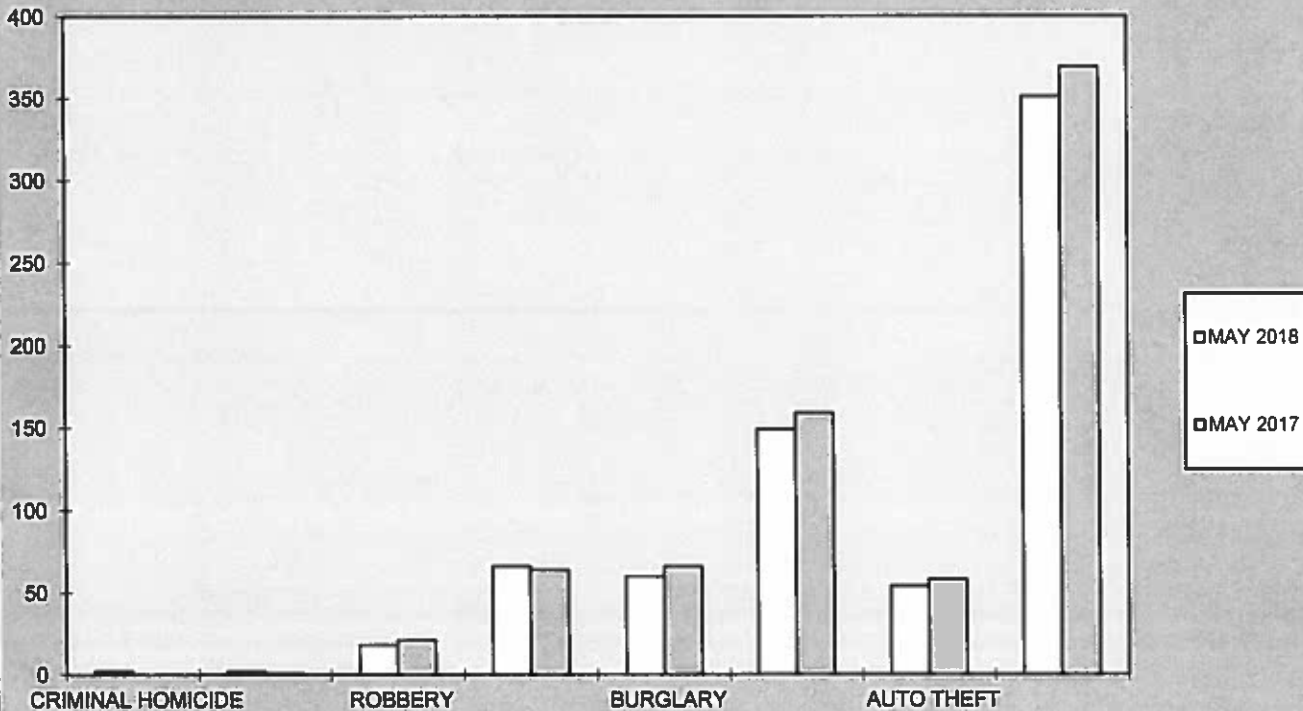
ZONE 2				
CRIME	JAN.-MAY 2018	JAN.-MAY 2017	# DIFFERENCE	% DIFFERENCE
CRIMINAL HOMICIDE	5	3	2	67%
RAPE	10	15	-5	-33%
ROBBERY	58	65	-7	-11%
AGG. ASSAULT	73	83	-10	-12%
BURGLARY	228	226	2	1%
RESIDENCE	132	142	-10	-7%
NON-RESIDENCE	96	84	12	14%
LARCENY	1,888	1,575	313	20%
POCKETPICKING	9	11	-2	-18%
PURSE SNATCHING	6	8	-2	-25%
SHOPLIFTING	408	354	54	15%
FROM MOTOR VEHICLES	1,112	815	297	36%
MOTOR VEH. PARTS/ACCESSORIES	50	44	6	14%
BICYCLES	22	17	5	29%
FROM BUILDINGS	120	157	-37	-24%
FROM COIN OPERATED MACHINES	0	0	0	0%
ALL OTHER	161	169	-8	-5%
AUTO THEFT	240	199	41	21%
TOTAL	2,502	2,166	336	16%



**2018
MONTHLY CRIME COMPARISON**

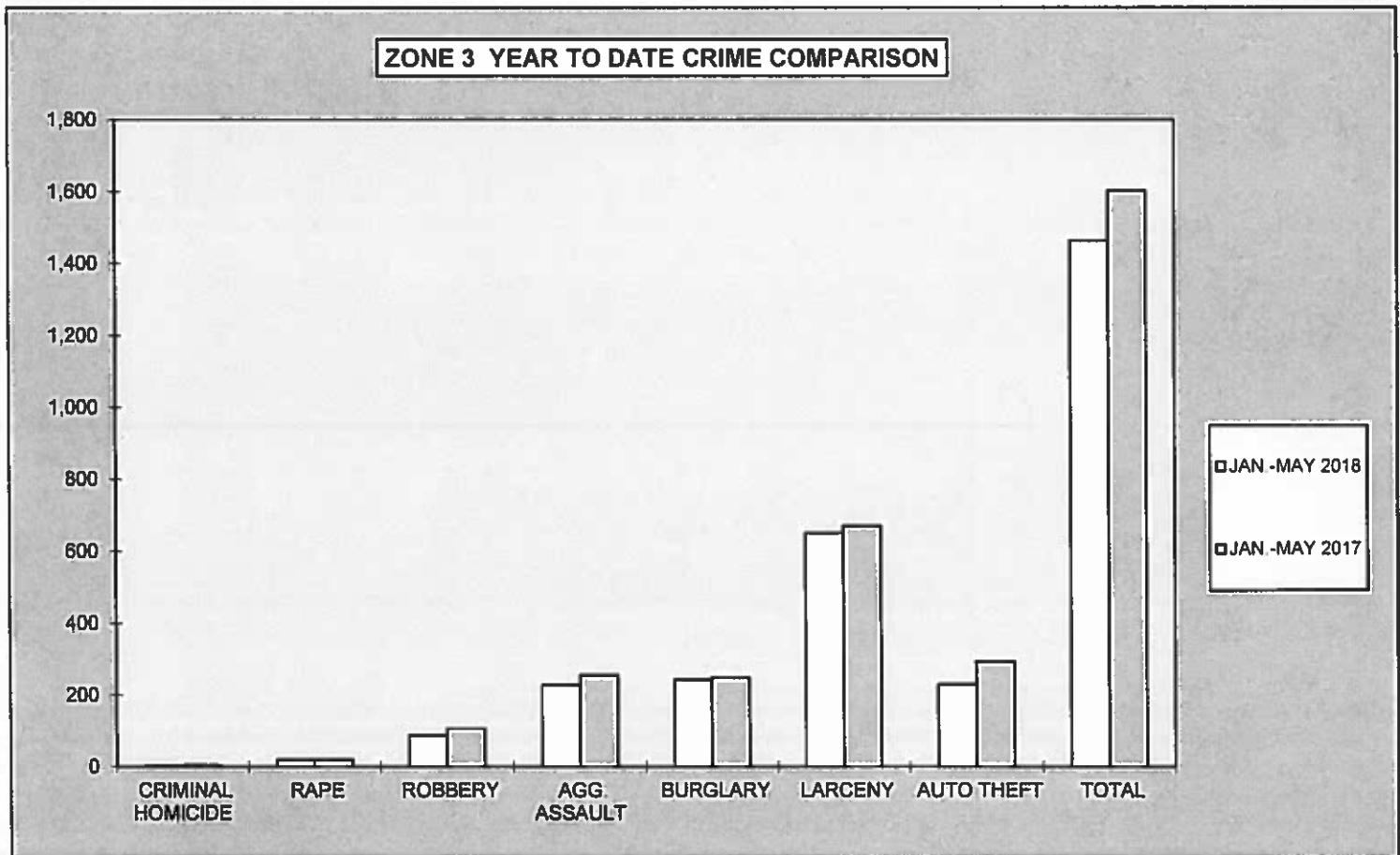
ZONE 3				
CRIME	MAY 2018	MAY 2017	# DIFFERENCE	% DIFFERENCE
CRIMINAL HOMICIDE	2	0	2	100%
RAPE	2	1	1	100%
ROBBERY	18	21	-3	-14%
AGG. ASSAULT	66	64	2	3%
BURGLARY	60	66	-6	-9%
RESIDENCE	53	47	6	13%
NON-RESIDENCE	7	19	-12	-63%
LARCENY	149	159	-10	-6%
POCKETPICKING	0	0	0	0%
PURSE SNATCHING	2	4	-2	-50%
SHOPLIFTING	15	21	-6	-29%
FROM MOTOR VEHICLES	71	73	-2	-3%
MOTOR VEH. PARTS/ACCESSORIES	18	9	9	100%
BICYCLES	3	2	1	50%
FROM BUILDINGS	15	14	1	7%
FROM COIN OPERATED MACHINES	0	0	0	0%
ALL OTHER	25	36	-11	-31%
AUTO THEFT	54	58	-4	-7%
TOTAL	351	369	-18	-5%

ZONE 3 MAY 2018 VS. MAY 2017 CRIME COMPARISON



**2018
YEAR TO DATE CRIME COMPARISON**

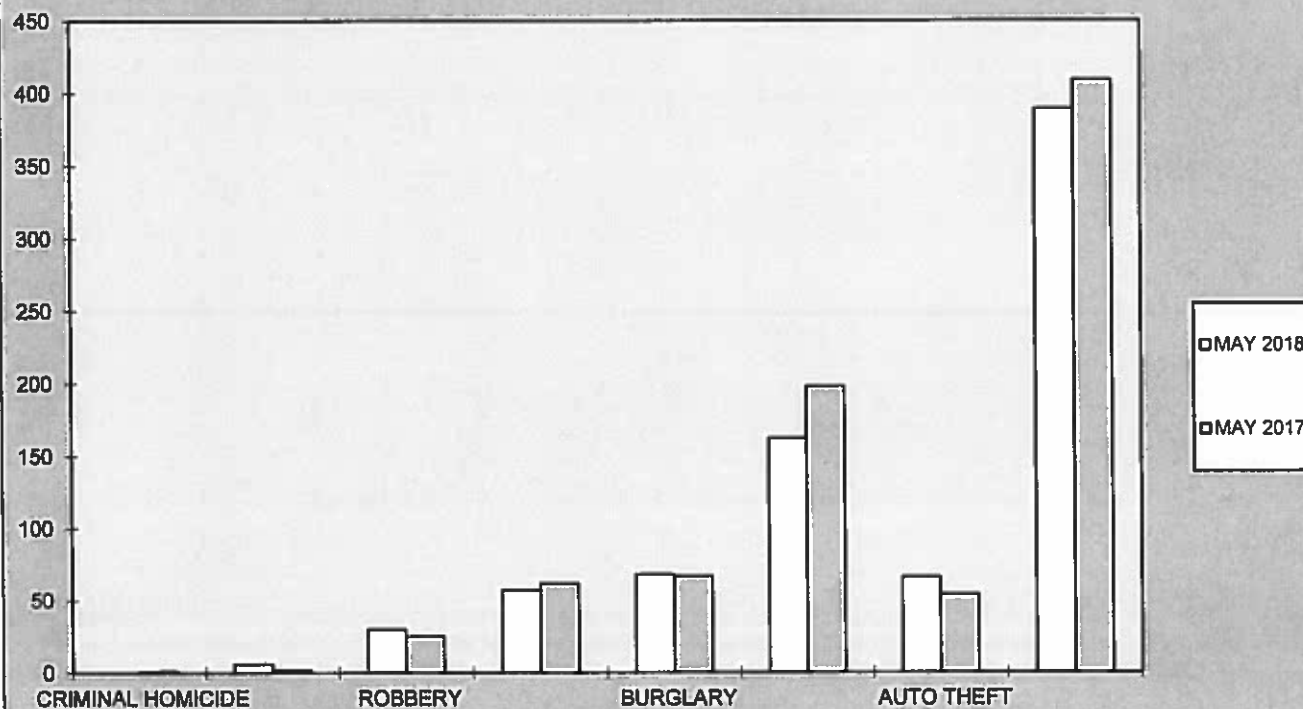
ZONE 3				
CRIME	JAN.-MAY 2018	JAN.-MAY 2017	# DIFFERENCE	% DIFFERENCE
CRIMINAL HOMICIDE	3	4	-1	-25%
RAPE	20	21	-1	-5%
ROBBERY	88	106	-18	-17%
AGG. ASSAULT	228	256	-28	-11%
BURGLARY	243	250	-7	-3%
RESIDENCE	187	200	-13	-7%
NON-RESIDENCE	56	50	6	12%
LARCENY	651	671	-20	-3%
POCKETPICKING	1	1	0	0%
PURSE SNATCHING	9	15	-6	-40%
SHOPLIFTING	41	52	-11	-21%
FROM MOTOR VEHICLES	336	341	-5	-1%
MOTOR VEH. PARTS/ACCESSORIES	82	69	13	19%
BICYCLES	7	5	2	40%
FROM BUILDINGS	53	58	-5	-9%
FROM COIN OPERATED MACHINES	1	1	0	0%
ALL OTHER	121	129	-8	-6%
AUTO THEFT	230	294	-64	-22%
TOTAL	1,463	1,602	-139	-9%



**2018
MONTHLY CRIME COMPARISON**

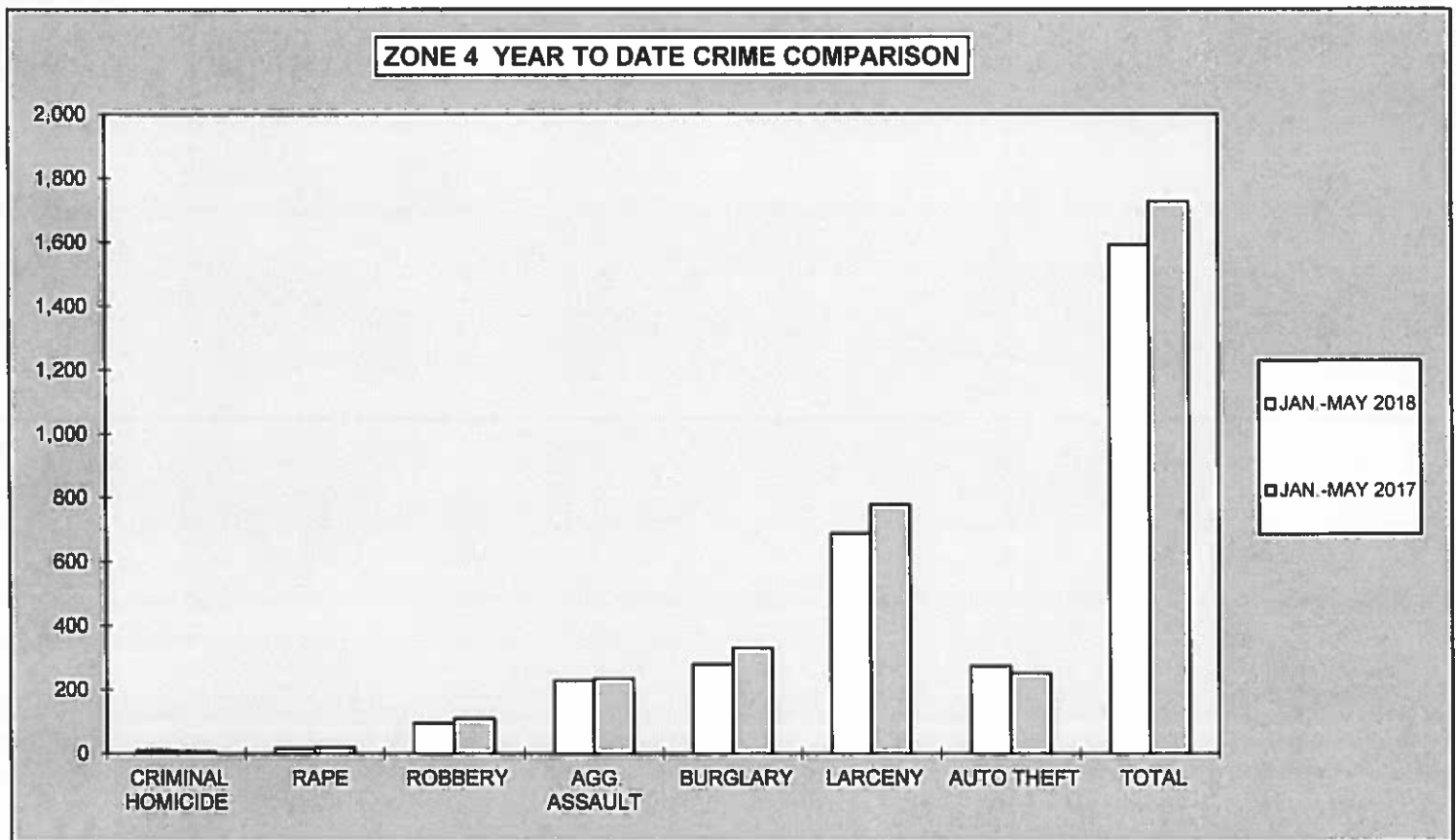
ZONE 4				
CRIME	MAY 2018	MAY 2017	# DIFFERENCE	% DIFFERENCE
CRIMINAL HOMICIDE	0	1	-1	-100%
RAPE	6	2	4	200%
ROBBERY	30	25	5	20%
AGG. ASSAULT	57	62	-5	-8%
BURGLARY	68	67	1	1%
RESIDENCE	51	53	-2	-4%
NON-RESIDENCE	17	14	3	21%
LARCENY	162	198	-36	-18%
POCKETPICKING	0	0	0	0%
PURSE SNATCHING	3	2	1	50%
SHOPLIFTING	22	25	-3	-12%
FROM MOTOR VEHICLES	88	100	-12	-12%
MOTOR VEH. PARTS/ACCESSORIES	13	11	2	18%
BICYCLES	2	1	1	100%
FROM BUILDINGS	16	15	1	7%
FROM COIN OPERATED MACHINES	0	1	-1	-100%
ALL OTHER	18	43	-25	-58%
AUTO THEFT	66	54	12	22%
TOTAL	389	409	-20	-5%

ZONE 4 MAY 2018 VS. MAY 2017 CRIME COMPARISON



**2018
YEAR TO DATE CRIME COMPARISON**

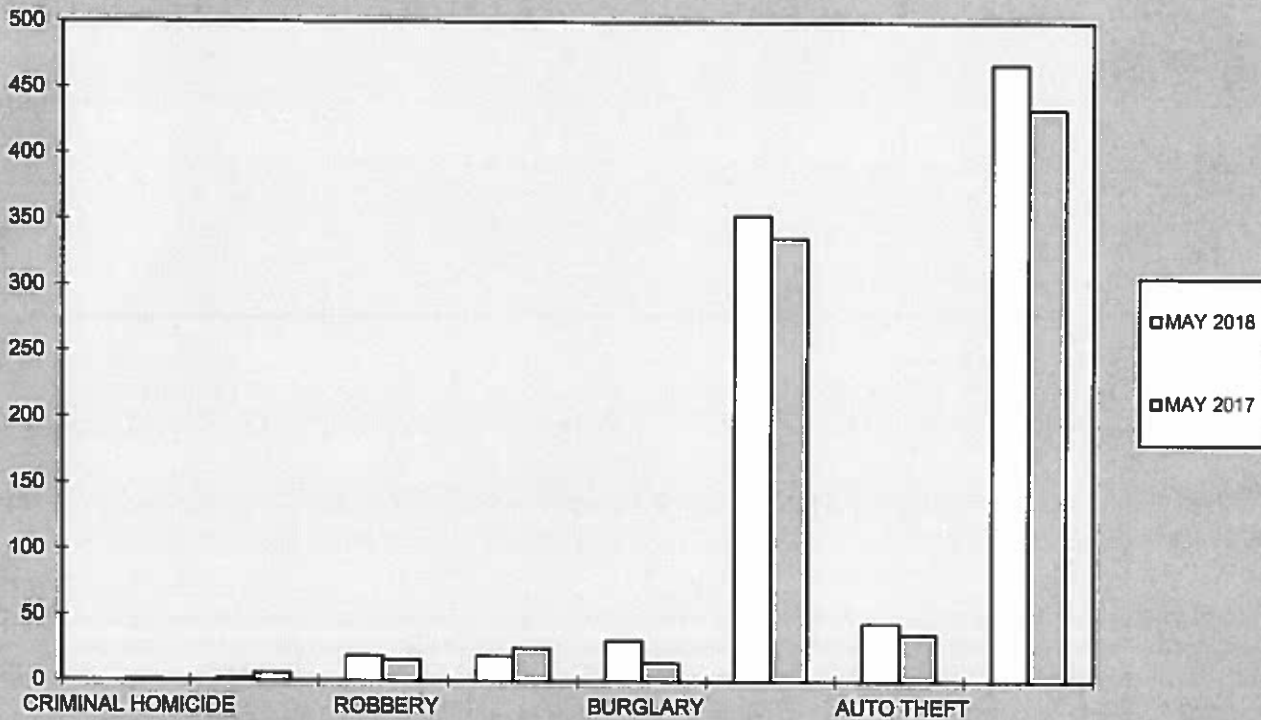
ZONE 4				
CRIME	JAN.-MAY 2018	JAN.-MAY 2017	# DIFFERENCE	% DIFFERENCE
CRIMINAL HOMICIDE	9	6	3	50%
RAPE	16	19	-3	-16%
ROBBERY	96	109	-13	-12%
AGG. ASSAULT	229	235	-6	-3%
BURGLARY	280	330	-50	-15%
RESIDENCE	214	265	-51	-19%
NON-RESIDENCE	66	65	1	2%
LARCENY	688	777	-89	-11%
POCKETPICKING	3	3	0	0%
PURSE SNATCHING	10	14	-4	-29%
SHOPLIFTING	109	115	-6	-5%
FROM MOTOR VEHICLES	341	377	-36	-10%
MOTOR VEH. PARTS/ACCESSORIES	53	51	2	4%
BICYCLES	5	7	-2	-29%
FROM BUILDINGS	53	65	-12	-18%
FROM COIN OPERATED MACHINES	0	1	-1	-100%
ALL OTHER	114	144	-30	-21%
AUTO THEFT	274	252	22	9%
TOTAL	1,592	1,728	-136	-8%



**2018
MONTHLY CRIME COMPARISON**

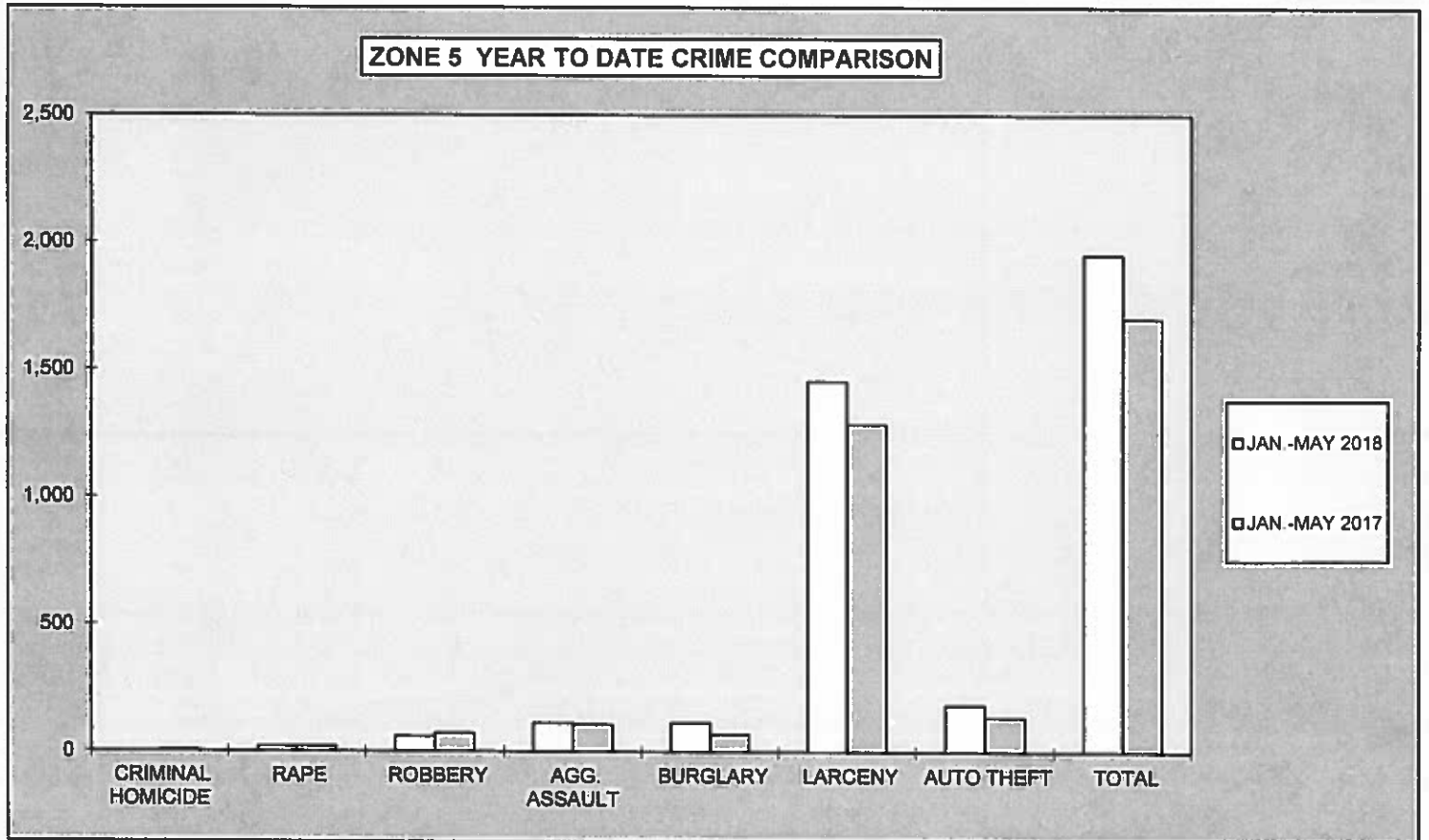
ZONE 5				
CRIME	MAY 2018	MAY 2017	# DIFFERENCE	% DIFFERENCE
CRIMINAL HOMICIDE	0	1	-1	-100%
RAPE	2	6	-4	-67%
ROBBERY	19	16	3	19%
AGG. ASSAULT	19	25	-6	-24%
BURGLARY	31	14	17	121%
RESIDENCE	22	7	15	214%
NON-RESIDENCE	9	7	2	29%
LARCENY	353	336	17	5%
POCKETPICKING	2	2	0	0%
PURSE SNATCHING	7	5	2	40%
SHOPLIFTING	26	30	-4	-13%
FROM MOTOR VEHICLES	237	199	38	19%
MOTOR VEH. PARTS/ACCESSORIES	7	12	-5	-42%
BICYCLES	13	8	5	63%
FROM BUILDINGS	41	47	-6	-13%
FROM COIN OPERATED MACHINES	1	0	1	100%
ALL OTHER	19	33	-14	-42%
AUTO THEFT	44	36	8	22%
TOTAL	468	434	34	8%

ZONE 5 MAY 2018 VS. MAY 2017 CRIME COMPARISON



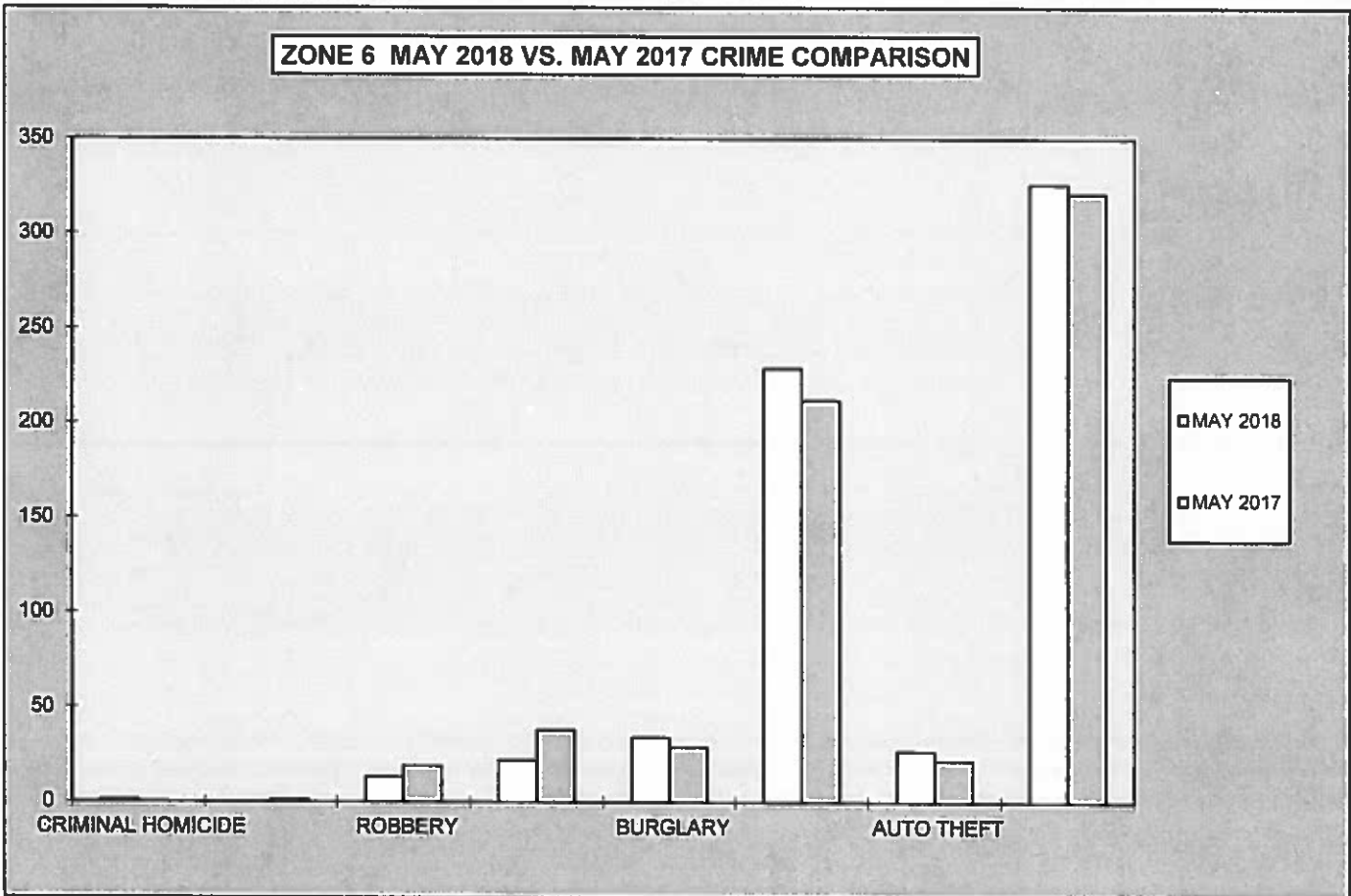
**2018
YEAR TO DATE CRIME COMPARISON**

ZONE 5				
CRIME	JAN.-MAY 2018	JAN.-MAY 2017	# DIFFERENCE	% DIFFERENCE
CRIMINAL HOMICIDE	2	5	-3	-60%
RAPE	19	21	-2	-10%
ROBBERY	60	72	-12	-17%
AGG. ASSAULT	114	108	6	6%
BURGLARY	115	69	46	67%
RESIDENCE	77	35	42	120%
NON-RESIDENCE	38	34	4	12%
LARCENY	1,455	1,288	167	13%
POCKETPICKING	7	9	-2	-22%
PURSE SNATCHING	21	22	-1	-5%
SHOPLIFTING	107	113	-6	-5%
FROM MOTOR VEHICLES	975	776	199	26%
MOTOR VEH. PARTS/ACCESSORIES	30	38	-8	-21%
BICYCLES	38	28	10	36%
FROM BUILDINGS	161	175	-14	-8%
FROM COIN OPERATED MACHINES	3	0	3	100%
ALL OTHER	113	127	-14	-11%
AUTO THEFT	186	138	48	35%
TOTAL	1,951	1,701	250	15%



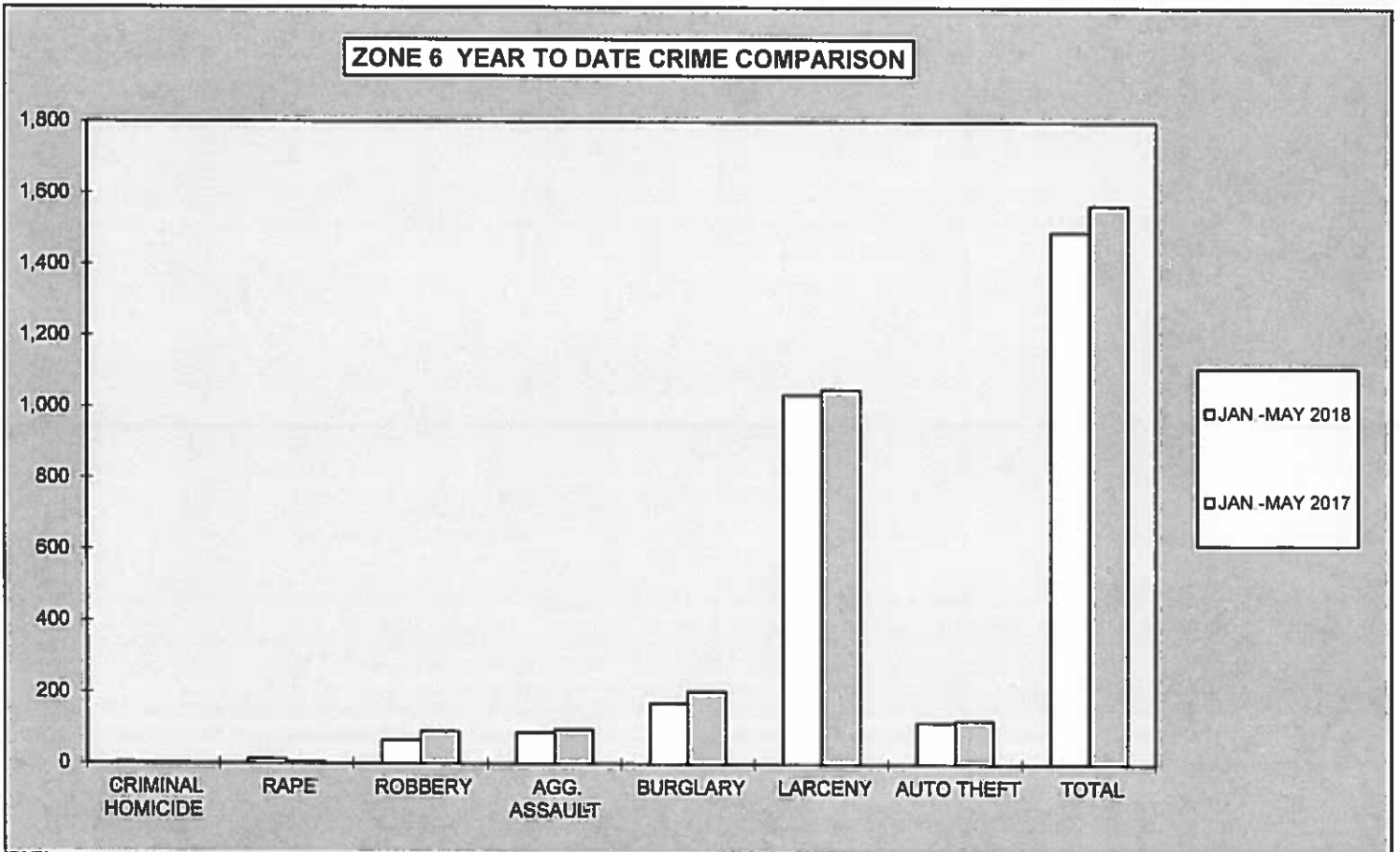
**2018
MONTHLY CRIME COMPARISON**

ZONE 6				
CRIME	MAY 2018	MAY 2017	# DIFFERENCE	% DIFFERENCE
CRIMINAL HOMICIDE	1	0	1	100%
RAPE	0	1	-1	-100%
ROBBERY	13	19	-6	-32%
AGG. ASSAULT	22	38	-16	-42%
BURGLARY	34	29	5	17%
RESIDENCE	27	18	9	50%
NON-RESIDENCE	7	11	-4	-36%
LARCENY	229	212	17	8%
POCKETPICKING	2	0	2	100%
PURSE SNATCHING	1	2	-1	-50%
SHOPLIFTING	35	40	-5	-13%
FROM MOTOR VEHICLES	136	134	2	1%
MOTOR VEH. PARTS/ACCESSORIES	6	3	3	100%
BICYCLES	13	7	6	86%
FROM BUILDINGS	15	7	8	114%
FROM COIN OPERATED MACHINES	0	0	0	0%
ALL OTHER	21	19	2	11%
AUTO THEFT	27	22	5	23%
TOTAL	326	321	5	2%



**2018
YEAR TO DATE CRIME COMPARISON**

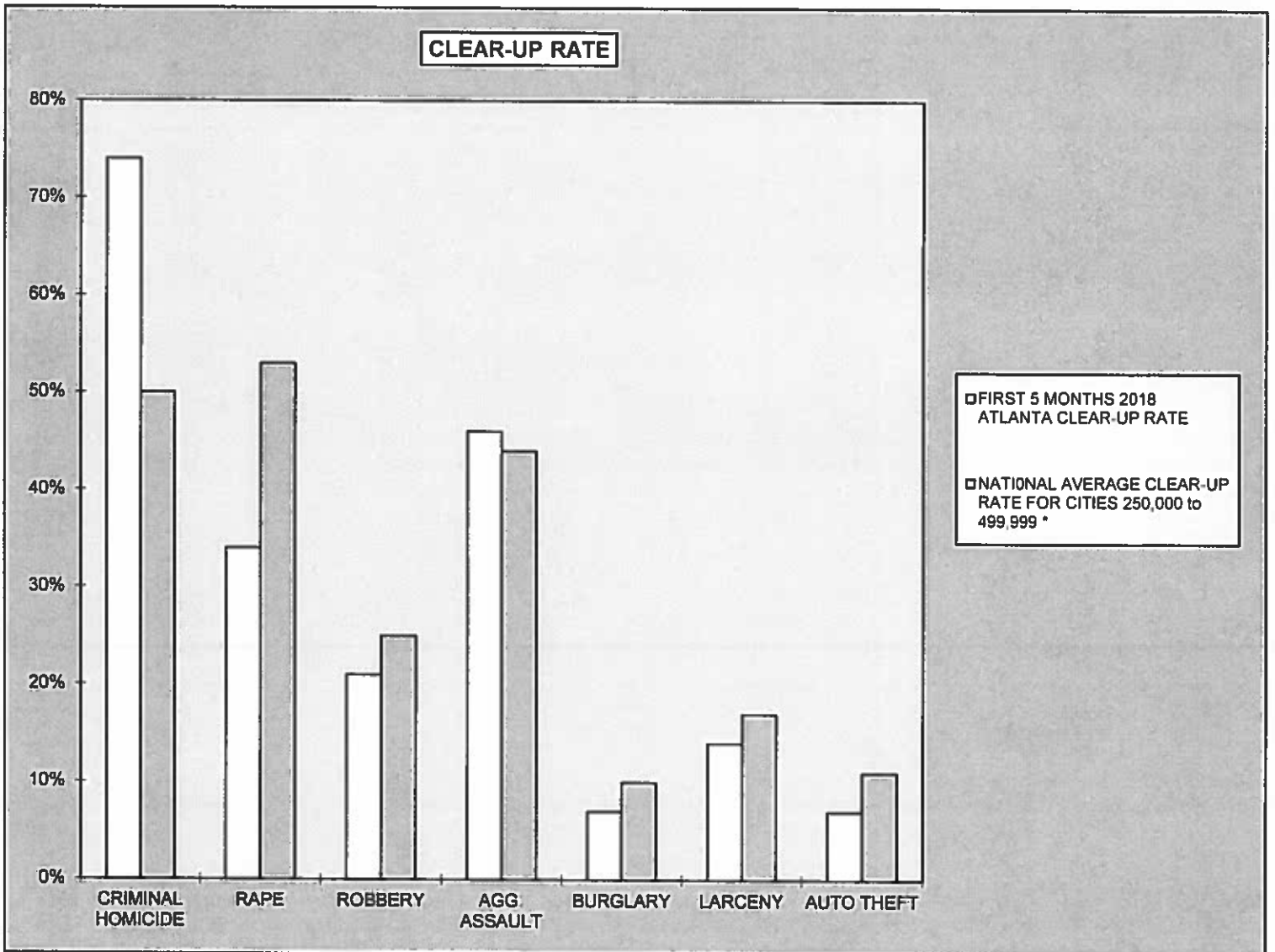
ZONE 6				
CRIME	JAN.-MAY 2018	JAN.-MAY 2017	# DIFFERENCE	% DIFFERENCE
CRIMINAL HOMICIDE	3	1	2	200%
RAPE	12	5	7	140%
ROBBERY	66	90	-24	-27%
AGG. ASSAULT	88	96	-8	-8%
BURGLARY	170	203	-33	-16%
RESIDENCE	137	150	-13	-9%
NON-RESIDENCE	33	53	-20	-38%
LARCENY	1,036	1,050	-14	-1%
POCKETPICKING	2	4	-2	-50%
PURSE SNATCHING	5	8	-3	-38%
SHOPLIFTING	185	195	-10	-5%
FROM MOTOR VEHICLES	615	606	9	1%
MOTOR VEH. PARTS/ACCESSORIES	30	24	6	25%
BICYCLES	32	34	-2	-6%
FROM BUILDINGS	54	50	4	8%
FROM COIN OPERATED MACHINES	1	1	0	0%
ALL OTHER	112	128	-16	-13%
AUTO THEFT	117	122	-5	-4%
TOTAL	1,492	1,567	-75	-5%



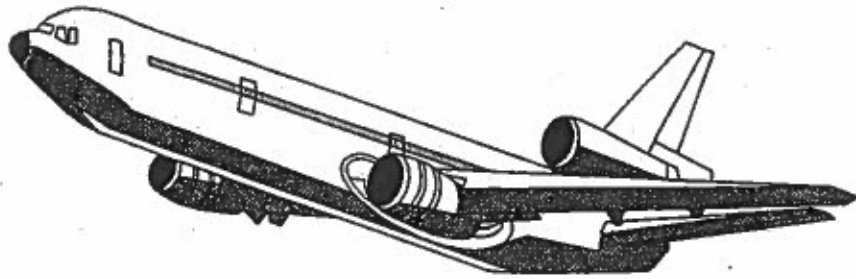
**2018
CRIME COMPARISON
CLEAR-UP RATE**

CRIME	FIRST 5 MONTHS 2018 ATLANTA CLEAR-UP RATE	NATIONAL AVERAGE CLEAR-UP RATE FOR CITIES 250,000 to 499,999 *
CRIMINAL HOMICIDE	74%	50%
RAPE	34%	53%
ROBBERY	21%	25%
AGG. ASSAULT	46%	44%
BURGLARY	7%	10%
LARCENY	14%	17%
AUTO THEFT	7%	11%

* National Average for Cities 250,000 to 499,999 Based on Latest Annual (2016) FBI Uniform Crime Report



APD



The Atlanta Airport
UNIFORM CRIME REPORTING



MAY 2018

SUPPORT SERVICES DIVISION
INFORMATION SERVICES SECTION

RETURN A - MONTHLY RETURN OF OFFENSES KNOWN TO THE POLICE

1-720b (Rev. 8-30-94)
OMB No. 110-0001

This report is authorized by law Title 28, Section 534, U. S. Code. While you are not required to respond, your cooperation in forwarding this report by the 7th day after the close of the month to Uniform Crime Reports, Federal Bureau of Investigation, Washington, D.C. 20535, will assist in compiling comprehensive, accurate national crime figures on a timely basis.

1	2	3	4	5	6
CLASSIFICATION OF OFFENSES	OFFENSES REPORTED OR KNOWN TO POLICE (INCLUDE "UNFOUNDED" AND ATTEMPTS)	UNFOUNDED, I.E., FALSE OR BASELESS COMPLAINTS	NUMBER OF ACTUAL OFFENSES (COLUMN 2 MINUS COLUMN 3) INCLUDE ATTEMPTS	TOTAL OFFENSES CLEARED BY ARREST OR EXCEPTIONAL MEANS (INCLUDES COL. 6)	NUMBER OF CLEARANCES INVOLVING ONLY PERSONS UNDER 18 YEARS OF AGE
1. CRIMINAL HOMICIDE					
a. MURDER AND NONNEGLIGENT HOMICIDE	11	0	0	0	0
b. MANSLAUGHTER BY NEGLIGENCE	12				
2. FORCIBLE RAPE TOTAL	20				
a. Rape by Force	21	0	0	0	0
b. Attempts to commit Forcible Rape	22	0	0	0	0
3. ROBBERY TOTAL	30				
a. Firearm	31	1	0	1	1
b. Knife or Cutting Instrument	32	0	0	0	0
c. Other Dangerous Weapon	33	0	0	0	0
d. Strong-Arm (Hands, Fists, Feet, etc.)	34	0	0	0	0
4. ASSAULT TOTAL	40				
a. Firearm	41	4	0	4	1
b. Knife or cutting instrument	42	0	0	0	0
c. Other Dangerous Weapon	43	0	0	0	0
d. Strong-Arm	44	1	0	1	0
e. Other Assaults - Simple, Not Aggravated	45	0	0	0	0
5. BURGLARY TOTAL	50				
a. Forcible Entry	51	3	0	3	1
b. Unlawful Entry - No Force	52	0	0	0	0
c. Attempted Forcible Entry	53	0	0	0	0
6. LARCENY THEFT TOTAL (except Motor Vehicle Theft)	60				
		21	0	21	0
7. MOTOR VEHICLE THEFT TOTAL					
a. Autos	70	8	0	8	1
b. Trucks and Buses	71	8	0	8	1
c. Other Vehicles	72	0	0	0	0
	73	0	0	0	0
GRAND TOTAL	77	34	0	34	3

CHECKING ANY OF THE APPROPRIATE BLOCKS BELOW WILL ELIMINATE YOUR NEED TO SUBMIT REPORTS WHEN THE VALUES ARE ZERO. THIS WILL ALSO AID THE NATIONAL PROGRAM IN ITS QUALITY CONTROL EFFORTS.

NO SUPPLEMENTARY HOMICIDE REPORT SUBMITTED SINCE NO MURDERS, JUSTIFIABLE HOMICIDES, OR MANSLAUGHTER BY NEGLIGENCE OCCURRED IN THIS JURISDICTION DURING THE MONTH.

NO SUPPLEMENT TO RETURN A REPORT SINCE NO CRIME OFFENSES OR RECOVERY OF PROPERTY REPORTED DURING THE MONTH.

NO LAW ENFORCEMENT OFFICERS KILLED OR ASSAULTED REPORT SINCE NONE OF THE OFFICERS WERE ASSAULTED OR KILLED DURING THE MONTH.

NO AGE, SEX, AND RACE OF PERSONS ARRESTED UNDER 18 YEARS OF AGE REPORT SINCE NO ARRESTS OF PERSONS WITHIN THIS AGE GROUP.

NO AGE, SEX, AND RACE OF PERSONS ARRESTED 18 YEARS OF AGE AND OVER REPORT SINCE NO ARRESTS OF PERSONS WITHIN THIS AGE GROUP.

NO MONTHLY RETURN OF ARSON OFFENSES KNOWN TO LAW ENFORCEMENT REPORT SINCE NO ARSONS OCCURRED.

DO NOT USE THIS SPACE

	INITIALS
RECORDED	
EDITED	
ENTERED	
ADJUSTED	
CARRIED	

* TOTALS INCLUDE PREVIOUS OFFENSES

MAY 2018

Month and Year of Report

GA 060240X

Agency Identifier

JUNE 15, 2018

Date

ATLANTA AIRPORT POLICE - GEORGIA

Agency and State

[Signature]
Prepared By
J. SHIELDS
Title
LIEUTENANT
CHIEF
Chief, Commissioner, Sheriff, or Superintendent

PROPERTY STOLEN BY CLASSIFICATION

CLASSIFICATION	Number of Actual (Column 4)	Offenses Return A)	Monetary Value of Property Stolen
1. MURDER AND NONNEGLIGENT MANSLAUGHTER	12	0	\$ 0.00
2. FORCIBLE RAPE	20	0	\$ 0.00
3. ROBBERY			
(a) HIGHWAY (streets, alleys, etc.)	31	0	0.00
(b) COMMERCIAL HOUSE (except c, d, and f)	32	0	0.00
(c) GAS OR SERVICE STATION	33	0	0.00
(d) CONVENIENCE STORE	34	0	0.00
(e) RESIDENCE (anywhere on premises)	35	0	0.00
(f) BANK	36	0	0.00
(g) MISCELLANEOUS	37	0	0.00
TOTAL ROBBERY	30	0	\$ 0.00
5. BURGLARY - BREAKING OR ENTERING			
(a) RESIDENCE (dwelling)			
(1) NIGHT (6 p.m. - 6 a.m.)	51	0	0.00
(2) DAY (6 a.m. - 6 p.m.)	52	0	0.00
(3) UNKNOWN	53	0	0.00
(b) NON-RESIDENCE (store, office, etc.)			
(1) NIGHT (6 p.m. - 6 a.m.)	54	0	0.00
(2) DAY (6 a.m. - 6 p.m.)	55	0	0.00
(3) UNKNOWN	56	0	0.00
TOTAL BURGLARY	50	0	\$ 0.00
6. LARCENY - THEFT (Except Motor Vehicle Theft)			
(a) \$200 AND OVER	61	9	8,835.00
(b) \$50 TO \$200	62	2	258.00
(c) UNDER \$50	63	10	2.00
TOTAL LARCENY (Same as Item 6X)	60	21	\$ 9,095.00
7. MOTOR VEHICLE THEFT (Include Alleged Joy Ride)	70	8	\$ 128,003.00
GRAND TOTAL - ALL ITEMS	77	29	\$ 137,098.00
ADDITIONAL ANALYSIS OF LARCENY AND MOTOR VEHICLE THEFT			
6X. NATURE OF LARCENIES UNDER ITEM 6			
(a) POCKET-PICKING	81	0	0.00
(b) PURSE-SNATCHING	82	0	0.00
(c) SHOPLIFTING	83	0	0.00
(d) FROM MOTOR VEHICLES (except e)	84	1	0.00
(e) MOTOR VEHICLE PARTS AND ACCESSORIES	85	0	0.00
(f) BICYCLES	86	0	0.00
(g) FROM BUILDING (except c and h)	87	9	3,895.00
(h) FROM ANY COIN-OPERATED MACHINES (parking meters, etc.)	88	0	0.00
(i) ALL OTHER	89	11	5,200.00
TOTAL LARCENIES (Same as Item 6)	80	21	\$ 9,095.00
7X. MOTOR VEHICLES RECOVERED			
(a) STOLEN LOCALLY AND RECOVERED LOCALLY	91	3	
(b) STOLEN LOCALLY AND RECOVERED BY OTHER JURISDICTIONS	92	2	
(c) TOTAL LOCALLY STOLEN MOTOR VEHICLES RECOVERED (a & b)	93	5	
(d) STOLEN IN OTHER JURISDICTIONS AND RECOVERED LOCALLY	90	4	

SUPPLEMENT TO RETURN A
MONTHLY RETURN OF OFFENSES KNOWN TO THE POLICE

1-706 (Rev. 8-30-94)
Form Approved
OMB No. 1110-0007

This report is authorized by law, Title 28, Section 534, U. S. Code. While you are not required to respond, your cooperation in submitting this report with the Return A will assist the FBI in compiling comprehensive, accurate figures on a timely basis.

This form deals with the nature of crime and the monetary value of property stolen and recovered. The total offenses recorded on the form should be the same as the number of actual offenses listed in Column 4 of the Return A for each crime class. Include attempted crimes on this form, but do not include unfounded offenses. If you cannot complete the report in all areas, please record as much information as is available. Tally sheets will be sent upon request.

PROPERTY BY TYPE AND VALUE

Type of Property (1)	Data Entry	Monetary Value of Property Stolen in Your Jurisdiction	
		Stolen (2)	Recovered (3)
(A) Currency, Notes, Etc.	01	\$ 880.00	\$ 0.00
(B) Jewelry and Precious Metals	02	100.00	0.00
(C) Clothing and Furs	03	100.00	0.00
(D) Locally Stolen Motor Vehicles	04	128,003.00	86,002.00
(E) Office Equipment	05	0.00	0.00
(F) Televisions, Radios, Stereos, Etc.	06	6,600.00	0.00
(G) Firearms	07	0.00	0.00
(H) Household Goods	08	0.00	0.00
(I) Consumable Goods	09	1.00	0.00
(J) Livestock	10	0.00	0.00
(K) Miscellaneous	11	1,414.00	0.00
TOTAL	00	\$ 137,098.00	\$ 86,002.00

The total of this column should agree with the Grand Total (DATA ENTRY 77) shown on page 2.

Include in this column all property recovered even though stolen in prior months. The above is an accounting for only that property stolen in your jurisdiction. This will include property recovered for you by other jurisdictions, but not property you recover for them.

JUNE 15, 2018
DATE

[Signature]
PREPARED BY LIEUTENANT

[Signature]
CHIEF

CHIEF, COMMISSIONER, SHERIFF OR SUPERINTENDENT

MAY 2018
Month and Year of Report

GA 060240X
Agency Identifier

ATLANTA AIRPORT POLICE - GEORGIA
Agency and State

AGENCY IDENTIFIER GA 060240X REPORTING PERIOD MAY 2018

AGENCY NAME ATLANTA AIRPORT POLICE

POLICE DISPOSITION OF JUVENILES

-Not to include neglect or traffic cases-

1. Handled within Department and released.
(Warning, released to parents, etc.)

2. Referred to juvenile court or probation department.

3. Referred to welfare agency.

4. Referred to other police agency.

5. Referred to criminal or adult court.

_____ 1 _____

_____ 1 _____

TOTAL

JUNE 15, 2018

DATE

[Signature] LIEUTENANT
PREPARED BY TITLE

E. SHIELDS CHIEF
APPROVED BY TITLE

GCIC USE ONLY

Recorded	_____
Reviewed	_____
Punched	_____
Verified	_____

RETURN TO:

Georgia Crime Information Center/Uniform Crime Reporting
P. O. Box 1456
Atlanta, Georgia 30301

Return on or before the 7th of the following month.

GCIC/UCR-012 (9/74)

ATLANTA AIRPORT POLICE
AGE, SEX, AND RACE OF PERSONS ARRESTED
17 YEARS OF AGE AND OVER

MONTH MAY

YEAR 2018

CLASSIFICATION OF OFFENSES	SEX	AGE OF PERSON ARRESTED										TOTAL	RACE					ETHNIC											
		17	18	19	20	21	22	23	24	30	35		40	45	50	55	60	65	White	Black	Asian/Pacific	Whi. Hispanic	Blck Hispanic						
		29	34	39	44	49	54	59	64	UP																			
Murder/Nonnegligent	M																												
Manslaughter by Negligence	F																												
Forcible Rape	M																												
Robbery	F																												
Aggravated Assault	M																												
Burglary - Breaking or Entering	F																												
Larceny - Theft (except Motor Vehicle Theft)	M																												
Motor Vehicle Theft	F																												
Other Assaults	M																												
Arson	F																												
Forgery and Counterfeiting	M																												
Fraud	F																												
Embezzlement	M																												
Stolen Property; Buying, Receiving, Possessing	F																												
Vandalism	M																												
Weapons	F																												

ATLANTA AIRPORT POLICE
 AGE, SEX, AND RACE OF PERSONS ARRESTED
 16 YEARS OF AGE AND UNDER

MONTH MAY
 YEAR 2018

CLASSIFICATION OF OFFENSES	SEX	AGE					RACE					ETHNIC		
		09	1012	1314	15	16	TOTAL	White	Black	Native Amer.	Asian/Pacific	Whl. Hispanic	Black Hispanic	
Murder/Nonnegligent Manslaughter	M						0							
	F						0							
Manslaughter by Negligence	M						0							
	F						0							
Forcible Rape	M						0							
	F						0							
Robbery	M						0							
	F			1			1		1					
Aggravated Assault	M						0							
	F						0							
Burglary- Breaking or Entering	M						0							
	F						0							
Larceny - Theft (except Motor Vehicle Theft)	M						0							
	F						0							
Motor Vehicle Theft	M						0							
	F						0							
Other Assaults	M						0							
	F						0							
Arson	M						0							
	F						0							
Forgery and Counterfeiting	M						0							
	F						0							
Fraud	M						0							
	F						0							
Embezzlement	M						0							
	F						0							
Stolen Property; Buying, Receiving, Possessing	M						0							
	F						0							
Vandalism	M						0							
	F						0							
Weapons	M						0							
	F						0							
Prostitution and Commercialized Vice	M						0							
	F						0							

ATLANTA AIRPORT POLICE
 AGE, SEX, AND RACE OF PERSONS ARRESTED
 16 YEARS OF AGE AND UNDER

MONTH MAY

YEAR 2018

CLASSIFICATION OF OFFENSES	SEX	AGE					RACE				ETHNIC		
		0 9	10 12	13 14	15	16	TOTAL	White	Black	Native Amer.	Asian/Pacific	Whl Hispanic	Blck Hispanic
17 Sex Offenses (except Rape and Prostitution)	M						0						
	F						0						
18 Drug Abuse Violations Grand Total	M	0	0	0	0	0	0	0	0	0	0	0	0
	F	0	0	0	0	0	0	0	0	0	0	0	0
180 (1) Sale/Manufacturing Subtotal	M	0	0	0	0	0	0	0	0	0	0	0	0
	F	0	0	0	0	0	0	0	0	0	0	0	0
a Opium or Cocaine and their Derivatives	M						0						
	F						0						
b Marijuana	M						0						
	F						0						
c Synthetic Narcotics	M						0						
	F						0						
d Other Dangerous Non-Narcotic Drugs	M						0						
	F						0						
185 (2) Possession Subtotal	M	0	0	0	0	0	0	0	0	0	0	0	0
	F	0	0	0	0	0	0	0	0	0	0	0	0
e Opium or Cocaine and their Derivatives	M						0						
	F						0						
f Marijuana	M						0						
	F						0						
g Synthetic Narcotics	M						0						
	F						0						
h Other Dangerous Non-Narcotic Drugs	M						0						
	F						0						
19 Gambling Total	M	0	0	0	0	0	0	0	0	0	0	0	0
	F	0	0	0	0	0	0	0	0	0	0	0	0
a Bookmaking	M						0						
	F						0						
b Numbers and Lottery	M						0						
	F						0						
c All Other Gambling	M						0						
	F						0						
20 Offenses Against Family and Children	M						0						
	F						0						

ATLANTA AIRPORT POLICE
AGE, SEX, AND RACE OF PERSONS ARRESTED
16 YEARS OF AGE AND UNDER

MONTH MAY

YEAR 2018

CLASSIFICATION OF OFFENSES	SEX	AGE						RACE					ETHNIC						
		0 9		10 12		13 14		15		16		TOTAL	White	Black	Native Amer.	Asian/Pacific	Whi. Hispanic	Blck Hispanic	
Driving Under the Influence	M																		
	F																		
Liquor Laws	M																		
	F																		
Drunkenness	M																		
	F																		
Disorderly Conduct	M																		
	F																		
Vagrancy	M																		
	F																		
All Other Offenses (except Traffic)	M																		
	F																		
Suspicion	M																		
	F																		
Curfew and Loitering	M																		
	F																		
Run-Aways	M																		
	F																		
Total		0	0	1	0	0	1	0	0	1	0	0	1	0	1	0	0	0	0

MAY 2018

Month and Year of Report

GA 060240X

Agency Identifier

JUNE 15, 2018

Date

Prepared By [Signature] LIEUTENANT

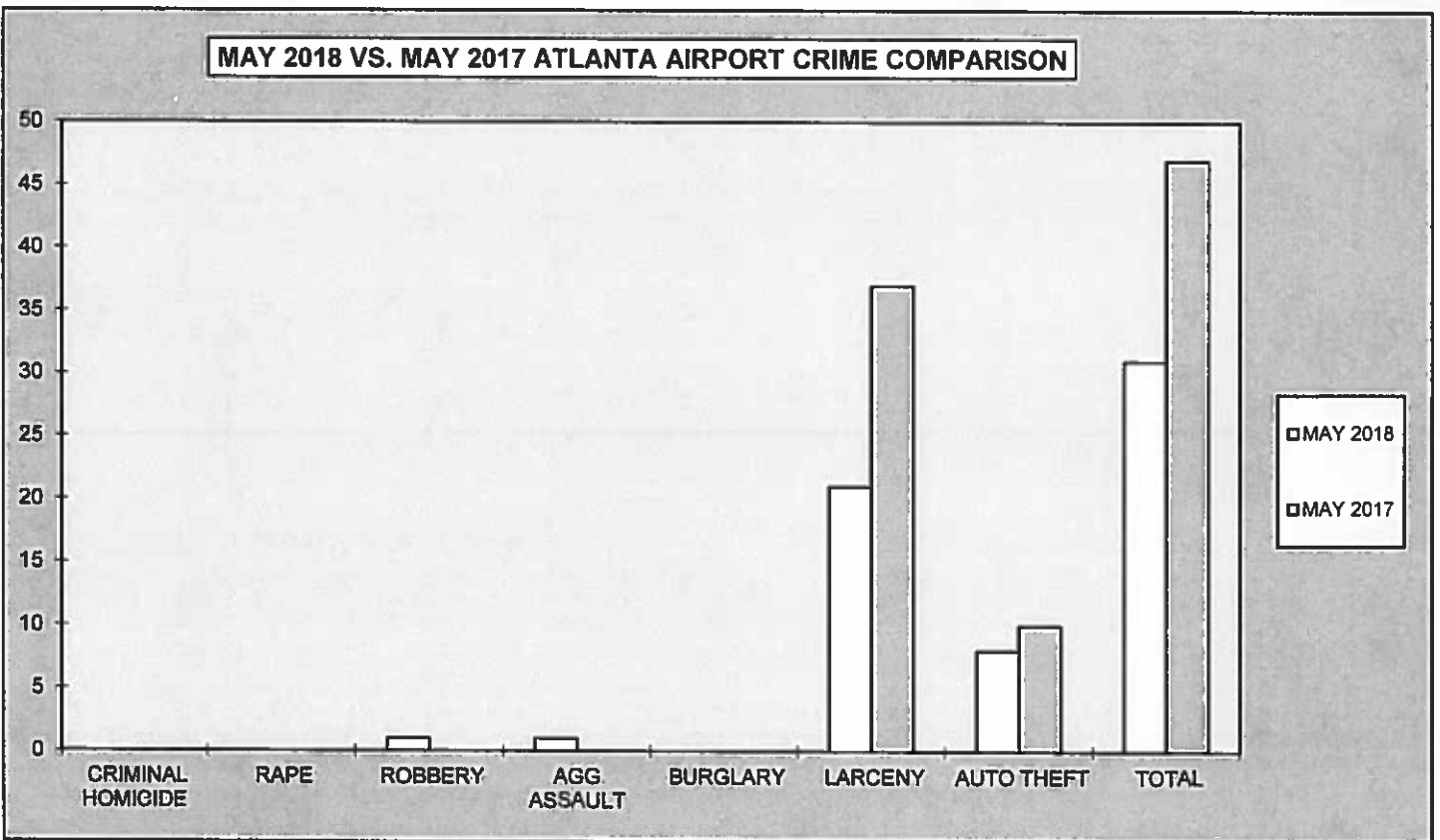
[Signature] CHIEF
Chief, Commissioner, Sheriff, or Superintendent

ATLANTA AIRPORT POLICE - GEORGIA

Agency and State

**2018
ATLANTA AIRPORT
MONTHLY CRIME COMPARISON**

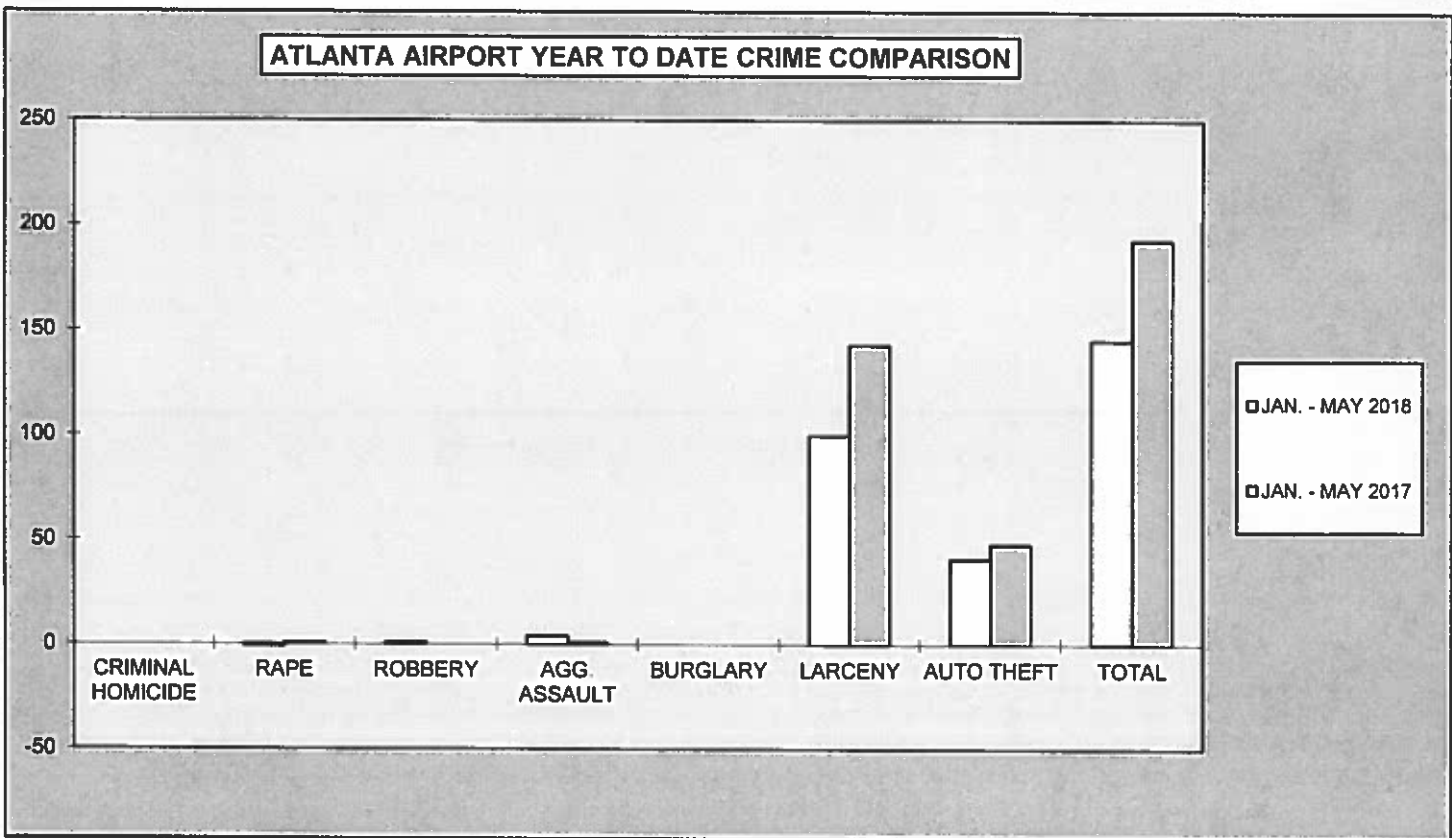
CRIME	MAY 2018	MAY 2017	# DIFFERENCE	% DIFFERENCE
CRIMINAL HOMICIDE	0	0	0	0%
RAPE	0	0	0	0%
ROBBERY	1	0	1	100%
AGG. ASSAULT	1	0	1	100%
BURGLARY	0	0	0	0%
RESIDENCE	0	0	0	0%
NON-RESIDENCE	0	0	0	0%
LARCENY	21	37	-16	-43%
POCKETPICKING	0	0	0	0%
PURSE SNATCHING	0	0	0	0%
SHOPLIFTING	0	6	-6	-100%
FROM MOTOR VEHICLES	1	1	0	0%
MOTOR VEH. PARTS/ACCESSORIES	0	0	0	0%
BICYCLES	0	0	0	0%
FROM BUILDINGS	9	3	6	200%
FROM COIN OPERATED MACHINES	0	0	0	0%
ALL OTHER	11	27	-16	-59%
AUTO THEFT	8	10	-2	-20%
TOTAL	31	47	-16	-34%



**2018
ATLANTA AIRPORT
YEAR TO DATE CRIME COMPARISON**

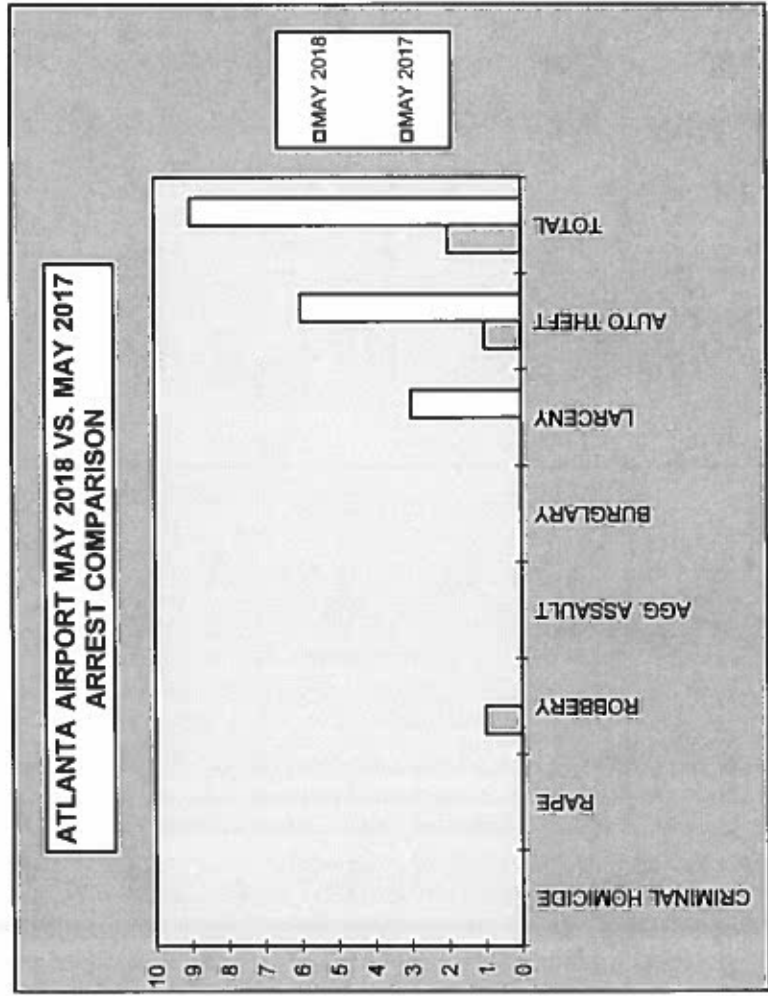
FIRST 5 MONTHS

CRIME	JAN. - MAY 2018	JAN. - MAY 2017	# DIFFERENCE	% DIFFERENCE
CRIMINAL HOMICIDE	0	0	0	0%
RAPE	-1	1	-2	-200%
ROBBERY	1	0	1	100%
AGG. ASSAULT	4	1	3	300%
BURGLARY	0	0	0	0%
RESIDENCE	0	0	0	0%
NON-RESIDENCE	0	0	0	0%
LARCENY	100	143	-43	-30%
POCKETPICKING	0	1	-1	-100%
PURSE SNATCHING	0	0	0	0%
SHOPLIFTING	4	14	-10	-71%
FROM MOTOR VEHICLES	12	10	2	20%
MOTOR VEH. PARTS/ACCESSORIES	4	5	-1	-20%
BICYCLES	0	1	-1	-100%
FROM BUILDINGS	27	19	8	42%
FROM COIN OPERATED MACHINES	0	0	0	0%
ALL OTHER	53	93	-40	-43%
AUTO THEFT	41	48	-7	-15%
TOTAL	145	193	-48	-25%




**2018
ATLANTA AIRPORT
ARREST COMPARISON**

MAY ARREST COMPARISON				
CRIME	MAY 2018	MAY 2017	# DIFFERENCE	% DIFFERENCE
CRIMINAL HOMICIDE	0	0	0	0%
RAPE	0	0	0	0%
ROBBERY	1	0	1	100%
AGG. ASSAULT	0	0	0	0%
BURGLARY	0	0	0	0%
LARCENY	0	3	-3	-100%
AUTO THEFT	1	6	-5	-83%
TOTAL	2	9	-7	-78%



FIRST 5 MONTHS ARREST COMPARISON				
CRIME	2018 JAN. - MAY	2017 JAN. - MAY	# DIFFERENCE	% DIFFERENCE
CRIMINAL HOMICIDE	0	0	0	0%
RAPE	0	0	0	0%
ROBBERY	1	0	1	100%
AGG. ASSAULT	2	0	2	100%
BURGLARY	0	0	0	0%
LARCENY	5	10	-5	-50%
AUTO THEFT	2	12	-10	-83%
TOTAL	10	22	-12	-55%



**2018
ATLANTA AIRPORT
CLEAR-UP RATE**

CRIME	ATLANTA AIRPORT MAY 2018 CLEAR-UP RATE	ATLANTA AIRPORT MAY 2017 CLEAR-UP RATE
CRIMINAL HOMICIDE	0%	0%
RAPE	0%	0%
ROBBERY	100%	0%
AGG. ASSAULT	0%	0%
BURGLARY	0%	0%
LARCENY	0%	8%
AUTO THEFT	13%	30%

