

FBI

UNIFORM CRIME REPORTING

ATLANTA POLICE DEPARTMENT

226 PEACHTREE STREET, SW

ATLANTA, GEORGIA 30303



JUNE 2018

SUPPORT SERVICES DIVISION
INFORMATION SERVICES SECTION

TABLE OF CONTENTS

	Page
U. C. R. COMPARATIVE CRIME REPORT -----	1
RETURN A - MONTHLY RETURN OF OFFENSES KNOWN TO THE POLICE -----	2
PROPERTY STOLEN BY CLASSIFICATION -----	3
	3a
LAW ENFORCEMENT OFFICERS KILLED OR ASSAULTED -----	4
MONTHLY RETURN OF ARSON OFFENSES KNOWN TO LAW ENFORCEMENT -----	5
POLICE DISPOSITION OF JUVENILES -----	6
SUPPLEMENTARY HOMICIDE REPORT -----	7
SEX AND RACE OF PERSONS ARRESTED -----	8
	8a-8e
HOMICIDE COMPARISON REPORT -----	9
HOMICIDE BREAKDOWN REPORT -----	10
SEVEN MAJOR CRIMES - MONTHLY CRIME COMPARISON -----	11
SEVEN MAJOR CRIMES - YEAR TO DATE CRIME COMPARISON -----	12
SEVEN MAJOR CRIMES ARREST MONTHLY AND YEAR TO DATE COMPARISON -----	13
CRIMES AGAINST PERSONS MONTHLY AND YEAR TO DATE COMPARISON -----	14
CRIMES AGAINST PROPERTY MONTHLY AND YEAR TO DATE COMPARISON -----	15
CRIMES AGAINST PERSONS & PROPERTY MONTHLY COMPARISON BY ZONES -----	16
CRIMES AGAINST PERSONS & PROPERTY YEAR TO DATE COMPARISON BY ZONES -----	17
SEVEN MAJOR CRIMES MONTHLY CRIME COMPARISON BY ZONES -----	18
SEVEN MAJOR CRIMES - YEAR TO DATE CRIME COMPARISON BY ZONES -----	19
SEVEN MAJOR CRIMES - MONTHLY CRIME COMPARISON - ZONE 1 -----	20
SEVEN MAJOR CRIMES - YEAR TO DATE CRIME COMPARISON - ZONE 1 -----	21
SEVEN MAJOR CRIMES - MONTHLY CRIME COMPARISON - ZONE 2 -----	22
SEVEN MAJOR CRIMES - YEAR TO DATE CRIME COMPARISON - ZONE 2 -----	23
SEVEN MAJOR CRIMES - MONTHLY CRIME COMPARISON - ZONE 3 -----	24
SEVEN MAJOR CRIMES - YEAR TO DATE CRIME COMPARISON - ZONE 3 -----	25
SEVEN MAJOR CRIMES - MONTHLY CRIME COMPARISON - ZONE 4 -----	26
SEVEN MAJOR CRIMES - YEAR TO DATE CRIME COMPARISON - ZONE 4 -----	27
SEVEN MAJOR CRIMES - MONTHLY CRIME COMPARISON - ZONE 5 -----	28
SEVEN MAJOR CRIMES - YEAR TO DATE CRIME COMPARISON - ZONE 5 -----	29
SEVEN MAJOR CRIMES - MONTHLY CRIME COMPARISON - ZONE 6 -----	30
SEVEN MAJOR CRIMES - YEAR TO DATE CRIME COMPARISON - ZONE 6 -----	31
CLEAR-UP RATE COMPARISON -----	32
ATLANTA AIRPORT -----	33
RETURN A - MONTHLY RETURN OF OFFENSES KNOWN TO THE POLICE -----	34
PROPERTY STOLEN BY CLASSIFICATION -----	35
	35a
SEX AND RACE OF PERSONS ARRESTED -----	36
	36a-36e
SEVEN MAJOR CRIMES - MONTHLY CRIME COMPARISON -----	37
SEVEN MAJOR CRIMES - YEAR TO DATE CRIME COMPARISON -----	38
SEVEN MAJOR CRIMES ARREST MONTHLY AND YEAR TO DATE COMPARISON -----	39
CLEAR-UP RATE COMPARISON -----	40

JUNE 2018
U.C.R. COMPARATIVE CRIME REPORT
SUPPORT SERVICES DIVISION
INFORMATION SERVICES SECTION

	JUNE 2018		JUNE 2017		COMPARATIVE ACTUAL	% CHANGE ACTUAL	COMPARATIVE CLEARED	% CHANGE CLEARED
	ACTUAL	CLEARED	ACTUAL	CLEARED				
MURDER	7	6	10	7	-3	-30%	-1	-14%
RAPE	31	9	22	0	9	41%	9	0%
ROBBERY	99	34	111	30	-12	-11%	4	13%
AGG. ASSAULT	220	107	224	119	-4	-2%	-12	-10%
BURGLARY - RESIDENCE	151		183		-32	-17%		
BURGLARY - NON-RESIDENCE	80	19	69	28	11	16%	-9	-32%
LARCENY - \$200 AND OVER	340		287		53	18%		
LARCENY - \$50 TO \$199	72	181	70	188	2	3%	-7	-4%
LARCENY - UNDER \$50	1,058		968		90	9%		
AUTO THEFT	307	25	269	25	38	14%	0	0%
TOTAL	2,365		2,213		152	7%		
AUTOS RECOVERED	32		50		-18	-36%		

	2018		2017		COMPARATIVE ACTUAL	% CHANGE ACTUAL	COMPARATIVE CLEARED	% CHANGE CLEARED
	JANUARY - JUNE	CLEARED	JANUARY - JUNE	CLEARED				
MURDER	42	32	37	35	5	14%	-3	-9%
RAPE	128	42	130	28	-2	-2%	14	50%
ROBBERY	557	129	669	166	-112	-17%	-37	-22%
AGG. ASSAULT	1,220	563	1,329	692	-109	-8%	-129	-19%
BURGLARY - RESIDENCE	1,078		1,212		-134	-11%		
BURGLARY - NON-RESIDENCE	397	106	390	123	7	2%	-17	-14%
LARCENY - \$200 AND OVER	1,748		1,519		229	15%		
LARCENY - \$50 TO \$199	397	1,056	391	1,007	6	2%	49	5%
LARCENY - UNDER \$50	5,692		5,381		311	6%		
AUTO THEFT	1,580	117	1,490	115	90	6%	2	2%
TOTAL	12,839		12,548		291	2%		
AUTOS RECOVERED	236		464		-228	-49%		

RETURN A - MONTHLY RETURN OF OFFENSES KNOWN TO THE POLICE

This report is authorized by law Title 28, Section 534, U. S. Code. While you are not required to respond, your cooperation in forwarding this report by the 7th day after the close of the month to Uniform Crime Reports, Federal Bureau of Investigation, Washington, D.C. 20535, will assist in compiling comprehensive, accurate national crime figures on a timely basis.

1-720b (Rev. 8-30-94)
OMB No. 1110-0001

1		2	3	4	5	6
CLASSIFICATION OF OFFENSES		OFFENSES REPORTED OR KNOWN TO POLICE (INCLUDE "UNFOUNDED" AND ATTEMPTS)	UNFOUNDED, I.E. FALSE OR BASELESS COMPLAINTS	NUMBER OF ACTUAL OFFENSES (COLUMN 2 MINUS COLUMN 3) INCLUDE ATTEMPTS	TOTAL OFFENSES CLEARED BY ARREST OR EXCEPTIONAL MEANS (INCLUDES COL. 6)	NUMBER OF CLEARANCES INVOLVING ONLY PERSONS UNDER 18 YEARS OF AGE
1. CRIMINAL HOMICIDE						
a. MURDER AND NONNEGLIGENT HOMICIDE	11	9	2	7	6	0
b. MANSLAUGHTER BY NEGLIGENCE	12					
2. FORCIBLE RAPE TOTAL	20					
a. Rape by Force	21	31	0	31	9	3
b. Attempts to commit Forcible Rape	22	28	0	28	9	3
b. Attempts to commit Forcible Rape	22	3	0	3	0	0
3. ROBBERY TOTAL	30					
a. Firearm	31	99	0	99	34	1
b. Knife or Cutting Instrument	32	64	0	64	24	1
c. Other Dangerous Weapon	33	1	0	1	1	0
d. Strong-Arm (Hands, Fists, Feet, etc.)	34	5	0	5	2	0
d. Strong-Arm (Hands, Fists, Feet, etc.)	34	29	0	29	7	0
4. ASSAULT TOTAL	40					
a. Firearm	41	627	0	627	286	8
b. Knife or cutting instrument	42	123	0	123	49	2
c. Other Dangerous Weapon	43	29	0	29	12	1
d. Strong-Arm	44	48	0	48	30	1
e. Other Assaults - Simple, Not Aggravated	45	20	0	20	16	0
e. Other Assaults - Simple, Not Aggravated	45	407	0	407	179	4
5. BURGLARY TOTAL	50					
a. Forcible Entry	51	234	3	231	19	0
b. Unlawful Entry - No Force	52	165	2	163	13	0
c. Attempted Forcible Entry	53	50	0	50	5	0
c. Attempted Forcible Entry	53	19	1	18	1	0
6. LARCENY THEFT TOTAL (except Motor Vehicle Theft)	60					
a. Autos	70	1,475	5	1,470	181	4
b. Trucks and Buses	71	309	2	307	25	3
c. Other Vehicles	72	264	2	262	22	2
c. Other Vehicles	73	15	0	15	1	0
c. Other Vehicles	73	30	0	30	2	1
GRAND TOTAL	77	2,784	12	2,772	560	19

CHECKING ANY OF THE APPROPRIATE BLOCKS BELOW WILL ELIMINATE YOUR NEED TO SUBMIT REPORTS WHEN THE VALUES ARE ZERO. THIS WILL ALSO AID THE NATIONAL PROGRAM IN ITS QUALITY CONTROL EFFORTS.

NO SUPPLEMENTARY HOMICIDE REPORT SUBMITTED SINCE NO MURDERS, JUSTIFIABLE HOMICIDES, OR MANSLAUGHTER BY NEGLIGENCE OCCURRED IN THIS JURISDICTION DURING THE MONTH.

NO SUPPLEMENT TO RETURN A REPORT SINCE NO CRIME OFFENSES OR RECOVERY OF PROPERTY REPORTED DURING THE MONTH.

NO LAW ENFORCEMENT OFFICERS KILLED OR ASSAULTED REPORT SINCE NONE OF THE OFFICERS WERE ASSAULTED OR KILLED DURING THE MONTH.

NO AGE, SEX, AND RACE OF PERSONS ARRESTED UNDER 18 YEARS OF AGE REPORT SINCE NO ARRESTS OF PERSONS WITHIN THIS AGE GROUP.

NO AGE, SEX, AND RACE OF PERSONS ARRESTED 18 YEARS OF AGE AND OVER REPORT SINCE NO ARRESTS OF PERSONS WITHIN THIS AGE GROUP.

NO MONTHLY RETURN OF ARSON OFFENSES KNOWN TO LAW ENFORCEMENT REPORT SINCE NO ARSONS OCCURRED.

DO NOT USE THIS SPACE

	INITIALS
RECORDED	
EDITED	
ENTERED	
ADJUSTED	
CHECKED	

* TOTALS INCLUDE PREVIOUS OFFENSES

JUNE 2018

Month and Year of Report

GAAPD 0000


Agency Identifier

JULY 17, 2018

Date

ATLANTA POLICE DEPARTMENT - GEORGIA

Agency and State


 Prepared By
J. SHIELDS
 Chief, Commissioner, Sheriff, or Superintendent

LIEUTENANT
Title

CHIEF

PROPERTY STOLEN BY CLASSIFICATION

CLASSIFICATION		Number of Actual (Column 4)	Offenses Return A)	Monetary Value of Property Stolen
1.	MURDER AND NONNEGLIGENT MANSLAUGHTER	12	7	\$ 0.00
2.	FORCIBLE RAPE	20	31	\$ 0.00
3.	ROBBERY			
(a)	HIGHWAY (streets, alleys, etc.)	31	63	14,775.00
(b)	COMMERCIAL HOUSE (except c, d, and f)	32	4	2,596.00
(c)	GAS OR SERVICE STATION	33	1	1.00
(d)	CONVENIENCE STORE	34	2	4,000.00
(e)	RESIDENCE (anywhere on premises)	35	15	38,486.00
(f)	BANK	36	1	0.00
(g)	MISCELLANEOUS	37	13	4,577.00
	TOTAL ROBBERY	30	99	\$ 64,435.00
5.	BURGLARY - BREAKING OR ENTERING			
(a)	RESIDENCE (dwelling)			
(1)	NIGHT (6 p.m. - 6 a.m.)	51	64	26,533.00
(2)	DAY (6 a.m. - 6 p.m.)	52	87	40,023.00
(3)	UNKNOWN	53	0	0.00
(b)	NON-RESIDENCE (store, office, etc.)			
(1)	NIGHT (6 p.m. - 6 a.m.)	54	56	58,419.00
(2)	DAY (6 a.m. - 6 p.m.)	55	24	60,923.00
(3)	UNKNOWN	56	0	0.00
	TOTAL BURGLARY	50	231	\$ 185,898.00
6.	LARCENY - THEFT (Except Motor Vehicle Theft)			
(a)	\$200 AND OVER	61	340	1,027,021.00
(b)	\$50 TO \$200	62	72	7,682.00
(c)	UNDER \$50	63	1,058	2,922.00
	TOTAL LARCENY (Same as Item 6X)	60	1,470	\$ 1,037,625.00
7.	MOTOR VEHICLE THEFT (Include Alleged Joy Ride)	70	307	\$ 279,329.00
	GRAND TOTAL - ALL ITEMS	77		\$ 1,567,287.00
ADDITIONAL ANALYSIS OF LARCENY AND MOTOR VEHICLE THEFT				
6X.	NATURE OF LARCENIES UNDER ITEM 6			
(a)	POCKET-PICKING	81	5	112.00
(b)	PURSE-SNATCHING	82	24	9,673.00
(c)	SHOPLIFTING	83	210	28,533.00
(d)	FROM MOTOR VEHICLES (except e)	84	797	508,243.00
(e)	MOTOR VEHICLE PARTS AND ACCESSORIES	85	78	7,344.00
(f)	BICYCLES	86	30	7,476.00
(g)	FROM BUILDING (except c and h)	87	134	414,773.00
(h)	FROM ANY COIN-OPERATED MACHINES (parking meters, etc.)	88	1	2,300.00
(i)	ALL OTHER	89	191	59,171.00
	TOTAL LARCENIES (Same as Item 6)	80	1,470	\$ 1,037,625.00
7X.	MOTOR VEHICLES RECOVERED			
(a)	STOLEN LOCALLY AND RECOVERED LOCALLY	91	18	
(b)	STOLEN LOCALLY AND RECOVERED BY OTHER JURISDICTIONS	92	14	
(c)	TOTAL LOCALLY STOLEN MOTOR VEHICLES RECOVERED (a & b)	93	32	
(d)	STOLEN IN OTHER JURISDICTIONS AND RECOVERED LOCALLY	90	N/A	

LAW ENFORCEMENT OFFICERS KILLED OR ASSAULTED

It is requested this report be completed and transmitted with monthly crime reports to: Director, Federal Bureau of Investigation, Uniform Crime Reports, Washington, D. C. 20535. This form should be used to report the number of your officers who were assaulted or killed in the line of duty during the month. Additional information concerning officers killed will be requested by a separate questionnaire.

OFFICERS KILLED

Number of your law enforcement officers killed in the line of duty this month.

By felonious act 0

By accident or negligence 0

Officers Assaulted (Do not include officers killed) - See other side for instructions.

Type of Activity	Total Assaults by Weapon A	Type of Weapon				Two-Officer Vehicle F	Type of Assignment						Police Assaults Cleared M
		Firearm B	Knife or Other Cutting Instrument C	Other Dangerous Weapon D	Hands, Fists, Feet, etc. E		One-Officer Vehicle		Detective or Special Assign.		Other		
							Alone G	As-sisted H	Alone I	As-sisted J	Alone K	As-sisted L	
1. Responding to "Disturbance" calls (family quarrels, man with gun, etc.)	0												
2. Burglaries in progress or pursuing burglary suspects	0												
3. Robberies in progress or pursuing robbery suspects	0												
4. Attempting other arrests	0												
5. Civil disorder (riot, mass disobedience)	0												
6. Handling, transporting, custody of prisoners	5				5		1	4					5
7. Investigating suspicious persons or circumstances	0												
8. Ambush - no warning	0												
9. Mentally deranged	0												
10. Traffic pursuits and stops	0												
11. All Other	1	1										1	1
12. TOTAL (1-11)	6	1	0	0	5	0	1	4	0	0	0	1	6
13. Number with personal injury	0												
14. Number without personal injury	6	1			5								
AM	3		1										
PM	2												

DO NOT WRITE HERE

Recorded	Initials
Edited	
Punched	
Verified	
Adjusted	
DOJ/FBI	

12:01 2:00 4:00 6:00 8:00 10:00 12:00

JUNE 2018
Month and Year
ATLANTA POLICE DEPARTMENT
Agency

GAAPD 0000
Agency Identifier
GEORGIA
State

LT [Signature]
Prepared By
J. SHIELDS
Chief, Sheriff, Commissioner, Superintendent
Title
LIEUTENANT CHIEF

MONTHLY RETURN OF ARSON OFFENSES KNOWN TO LAW ENFORCEMENT

DO-73 (2-11-82)
Form Approved
OMB No. 1110-0008

This report is authorized by law Title 28, Section 534, United States Code, and the enactment of the fiscal year 1979, Department of Justice Authorization Bill S. 3151. While you are not required to respond, your cooperation in using this form to report all incidents of arson which become known to your department during the month will assist the FBI in compiling comprehensive, accurate data on a timely basis. Instructions appear on reverse side.

1	2	3	4	5	6	7	8
PROPERTY CLASSIFICATION	Offenses Reported or Known to Police (Include Unfounded and Attempts)	Unfounded, i.e. False or Baseless Complaints	Number of Actual Offenses (Column 2 Minus Column 3 (Include Attempts))	Total Offenses Cleared by Arrest or Exceptional Means (Include Column 6)	Number of Clearances Involving Only Persons Under 18 Years of Age	Offenses Where Structures Uninhabited, Abandoned, or not Normally in Use	Estimated Value of Property Damage
STRUCTURAL							
A. Single Occupancy Residential: Houses, Townhouses, Duplexes, etc.	14	10	4	2			\$ 245,000.
B. Other Residential: Apartments, Tenements, Flats, Hotels, Motels, Inns, Dormitories, Boarding Houses, etc.	6	3	3	1		1	\$ 2,500.
C. Storage: Barns, Garages, Warehouses, etc.							\$
D. Industrial/Manufacturing							\$
E. Other Commercial: Stores, Restaurants, Offices, etc.	5	4	1				\$ 200,000.
F. Community/Public: Churches, Jails, Schools, Colleges, Hospitals, etc.	2		2				\$ 501.
G. All Other Structure: Out Buildings, Monuments, Buildings Under Construction, etc.							\$
TOTAL STRUCTURE	27	17	10	3		1	\$ 448,001.
MOBILE							
H. Motor Vehicles: Automobiles, Trucks, Buses, Motorcycles, etc.:	1	1					\$
I. Other Mobile Property: Trailers, Recreational Vehicles, Airplanes, Boats, etc.							\$
TOTAL MOBILE	1	1					\$
J. TOTAL OTHER: Crops, Timber, Fences, Signs, etc.							\$
GRAND TOTAL	28	18	10	3		1	\$ 448,001.

Agency Identifier GAAPD 0000 Month JUNE 2018
 Agency ATLANTA POLICE DEPARTMENT State GEORGIA
 Prepared by [Signature] LIEUTENANT
[Signature] CHIEF
 Chief, Commissioner, Sheriff, or Superintendent

DO NOT WRITE HERE	
Recorded	
Edited	
Entered	
Adjusted	
Corres.	

AGENCY IDENTIFIER GAAPD 0000 REPORTING PERIOD JUNE 20 18

AGENCY NAME ATLANTA POLICE DEPARTMENT

POLICE DISPOSITION OF JUVENILES

-Not to include neglect or traffic cases-

1. Handled within Department and released. (Warning, released to parents, etc.)	_____
2. Referred to juvenile court or probation department.	43
3. Referred to welfare agency.	2
4. Referred to other police agency.	_____
5. Referred to criminal or adult court.	_____
TOTAL	45

JULY 12, 2018

DATE

[Signature] LIEUTENANT
PREPARED BY TITLE

[Signature] CHIEF
APPROVED BY TITLE

GCIC USE ONLY

Recorded	_____
Reviewed	_____
Punched	_____
Verified	_____

RETURN TO

Georgia Crime Information Center/Uniform Crime Reporting
P. O. Box 1456
Atlanta, Georgia 30301

Return on or before the 7th of the following month.

GCIC/UCR-012 (9/74)

PAGE 1 OF 1
SUPPLEMENTARY HOMICIDE REPORT

This report is authorized by law Title 28, Section 534, United States Code. While you are not required to respond, your cooperation in using this form to list data pertaining to all homicides reported on your Return A will assist the FBI in compiling comprehensive, accurate data regarding this important classification on a timely basis.

1a. Murder and Nonnegligent Manslaughter
List below specific information for all offenses shown in item 1a of the monthly Return A. In addition, list all justifiable killings of felons by a citizen or by a peace officer in the line of duty. A brief explanation in the circumstances column regarding unfounded homicide offenses will aid the national Uniform Crime Reporting Program in editing the reports.

Incident	Situation*	Victim**				Offender**				Data Code		Weapon Used (Handgun, Rifle, Shotgun, Club, Poison, etc.)	Relationship of Victim to Offender (Husband, Wife, Son, Father, Acquaintance, Neighbor, Stranger, etc.)	Circumstances (Victim shot by robber, robbery victim shot robber, killed by patron during barroom brawl, etc.)
		Age	Sex	Race	Ethnicity	Age	Sex	Race	Ethnicity	Do Not Write In These Spaces				
	B	50	M	B	N							HANDGUN	UNKNOWN	OTHER
	D	18	F	B	N	61	M	B	N			HANDGUN	ACQUAINTANCE	NARCOTIC DRUG LAWS
		25	M	B	N							HANDGUN	ACQUAINTANCE	NARCOTIC DRUG LAWS
	A	27	M	B	N	18	M	B	N			HANDGUN	STRANGER	OTHER ARGUMENTS
	C	39	M	B	N	22	M	B	N			HANDGUN	ACQUAINTANCE	OTHER ARGUMENTS
						23	M	B	N			HANDGUN	ACQUAINTANCE	OTHER ARGUMENTS
	B	31	M	B	N							HANDGUN	UNKNOWN	OTHER
	B	57	F	B	N							HANDGUN	UNKNOWN	OTHER
	A	31	M	B	N	19	M	B	N			HANDGUN	ACQUAINTANCE	FELON KILLED BY PRIVATE CITIZEN *
	A	31	M	B	N	34	M	B	N			KNIFE	OTHER FAMILY	FELON KILLED BY PRIVATE CITIZEN *

** - See reverse side for explanation

DO NOT WRITE HERE	
Recorded	
Edited	
Punched	
Verified	
Adjusted	

JUNE 2018
Month and Year

GAAPD 0000
Agency Identifier

GEORGIA
State

Prepared By: *[Signature]*
Title: LIEUTENANT

Chief, Sheriff, Commissioner, Superintendent
CHIEF

ATLANTA POLICE DEPARTMENT
Agency

SSD/7-17-18

ATLANTA POLICE DEPARTMENT
AGE, SEX, AND RACE OF PERSONS ARRESTED
17 YEARS OF AGE AND OVER

MONTH JUNE

YEAR 2018

CLASSIFICATION OF OFFENSES	SEX	AGE OF PERSON ARRESTED											RACE				ETHNIC									
		17	18	19	20	21	22	23	24	30	35	40	45	50	55	60	65	UP	White	Black	Native Amer.	Asian/Pacific	Whi. Hispanic	Black Hispanic		
16 Prostitution and Commercialized Vice	M																									
	F																									
17 Sex Offenses (except Rape and Prostitution)	M			1				9	2	3	1		3	9	1											
	F						1					3	1										6	29		
18 Drug Abuse Violations Grand Total	M	3	3	10	6	12	5	11	55	43	21	19	9	15	4	2										
	F	0	1	1	1	3	0	11	7	3	2	7	1	0	0	1							25	241	0	0
180 (1) Sale/Manufacturing Subtotal	M	0	0	1	1	4	0	0	9	7	5	3	2	1	3	0	0	0	0	0	0	0	0	0	0	0
	F	0	0	0	0	0	0	0	2	2	0	0	2	0	0	0	0	0	0	0	0	0	5	37	0	0
a Opium or Cocaine and their derivatives	M					2			1	3	3	1		1												
	F								1			1											1	15		
b Marijuana	M			1		2			7	4	1		1	2												
	F																						1	17		
c Synthetic Narcotics	M																									
	F											1												1		
d Other Dangerous Non-Narcotic Drugs	M				1				1	1	1	1														
	F								1	2														3	4	
185 (2) Possession Subtotal	M	3	3	9	5	8	5	11	46	36	16	16	7	12	4	2										
	F	0	1	1	1	3	0	9	5	3	2	5	1	0	0	1							20	204	0	0
e Opium or Cocaine and their derivatives	M							2	6	7	4	7	2	5	9	3										
	F								1	2	1	5	1											7	48	
f Marijuana	M	3	3	9	5	8	5	9	39	29	10	9	5	3	1	2										
	F	1	1	1	1	3		7	3	2	2												12	153		
g Synthetic Narcotics	M																									
	F								1																1	
h Other Dangerous Non-Narcotic Drugs	M																									
	F								1	2														1	2	
19 Gambling	M	0	0	0	0	0	0	0	0	0	0	1	0	0	0	0										
	F	0	0	0	0	0	0	0	0	0	0	0	1	0	0	0							0	2	0	0
a Bookmaking	M																									
	F																									
b Numbers and Lottery	M																									
	F																									

ATLANTA POLICE DEPARTMENT
 AGE, SEX, AND RACE OF PERSONS ARRESTED
 16 YEARS OF AGE AND UNDER

MONTH JUNE

YEAR 2018

CLASSIFICATION OF OFFENSES	SEX	AGE					TOTAL	RACE				ETHNIC				
		09	1012	1314	15	16		White	Black	Native Amer.	Asian/Pacific	Whl. Hispanic	Blk Hispanic			
Murder/Nonnegligent Manslaughter	M						0									
	F						0									
Manslaughter by Negligence	M						0									
	F						0									
Forcible Rape	M	2	2	1			5									
	F						0				5					
Robbery	M					1	1									
	F					1	1				2					
Aggravated Assault	M			3		1	4									
	F			1	1	1	3				7					
Burglary- Breaking or Entering	M						0									
	F						0									
Larceny - Theft (except Motor Vehicle Theft)	M			2		1	3									
	F				2	1	3			2	4					
Motor Vehicle Theft	M		1			1	3									
	F						0				3					
Other Assaults	M			3		3	6									
	F						0				6					
Arson	M						0									
	F						0									
Forgery and Counterfeiting	M						0									
	F						0									
Fraud	M						0									
	F						0									
Embezzlement	M						0									
	F						0									
Stolen Property; Buying, Receiving, Possessing	M		1		2	2	5									
	F						0							5		
Vandalism	M			3		1	4									
	F						0							4		
Weapons	M			1			1									
	F						0							1		
Prostitution and Commercialized Vice	M						0									
	F						0									

ATLANTA POLICE DEPARTMENT
 AGE, SEX, AND RACE OF PERSONS ARRESTED
 16 YEARS OF AGE AND UNDER

CLASSIFICATION OF OFFENSES	SEX	AGE						RACE				ETHNIC			
		10-12		13-14		15-16		TOTAL		White	Black	Native Amer.	Asian/Pacific	Whl. Hispanic	Bck Hispanic
		0-9	10-12	13-14	15-16	16	TOTAL	White	Black	Native Amer.	Asian/Pacific	Whl. Hispanic	Bck Hispanic		
17 Sex Offenses (except Rape and Prostitution)	M														
	F														
18 Drug Abuse Violations Grand Total	M	0	0	0	0	1	1	0	0	1	0	0	0	0	0
	F	0	0	0	0	0	0	0	0	0	0	0	0	0	0
180 (1) Sale/Manufacturing Subtotal	M	0	0	0	0	0	0	0	0	0	0	0	0	0	0
	F	0	0	0	0	0	0	0	0	0	0	0	0	0	0
a Opium or Cocaine and their Derivatives	M														
	F														
b Marijuana	M														
	F														
c Synthetic Narcotics	M														
	F														
d Other Dangerous Non-Narcotic Drugs	M														
	F														
185 (2) Possession Subtotal	M	0	0	0	0	1	1	0	1	0	0	0	0	0	0
	F	0	0	0	0	0	0	0	0	0	0	0	0	0	0
e Opium or Cocaine and their Derivatives	M														
	F														
f Marijuana	M					1	1								
	F								1						
g Synthetic Narcotics	M														
	F														
h Other Dangerous Non-Narcotic Drugs	M														
	F														
19 Gambling Total	M	0	0	0	0	0	0	0	0	0	0	0	0	0	0
	F	0	0	0	0	0	0	0	0	0	0	0	0	0	0
a Bookmaking	M														
	F														
b Numbers and Lottery	M														
	F														
c All Other Gambling	M														
	F														
20 Offenses Against Family and Children	M														
	F														

ATLANTA POLICE DEPARTMENT
 AGE, SEX, AND RACE OF PERSONS ARRESTED
 16 YEARS OF AGE AND UNDER

MONTH JUNE
 YEAR 2018

CLASSIFICATION OF OFFENSES	SEX	AGE							RACE				ETHNIC			
		0 9		10 12		13 14		15 16		TOTAL	White	Black	Native Amer.	Asian/Pacific	Whi. Hispanic	Blck Hispanic
		0	9	10	12	13	14	15	16	TOTAL	White	Black	Native Amer.	Asian/Pacific	Whi. Hispanic	Blck Hispanic
Driving Under the Influence	M															
	F															
Liquor Laws	M															
	F															
Drunkenness	M															
	F															
Disorderly Conduct	M															
	F															
Vagrancy	M															
	F															
All Other Offenses (except Traffic)	M								1							
	F									1						
Suspicion	M															
	F															
Curfew and Loitering	M					1	2	1	4							
	F										4					
Run-Aways	M															
	F															
Total		2	4	15	8	16	45	3	42	0	0	0	0	0	0	0

JUNE 2018
 Month and Year of Report

GAAPD 0000
 Agency Identifier

JULY 17, 2018
 Date

Prepared By [Signature] LIEUTENANT
 Chief, Commissioner, Sheriff, or Superintendent [Signature] CHIEF

ATLANTA POLICE DEPARTMENT - GEORGIA
 Agency and State

UNIFORM CRIME REPORTING

**LAW ENFORCEMENT
OPERATIONS
&
MANAGEMENT**

CRIME AREA COMPARISON

**SUPPORT SERVICES DIVISION
Information Services Section**

**JUNE 2018
JUNE 2017**

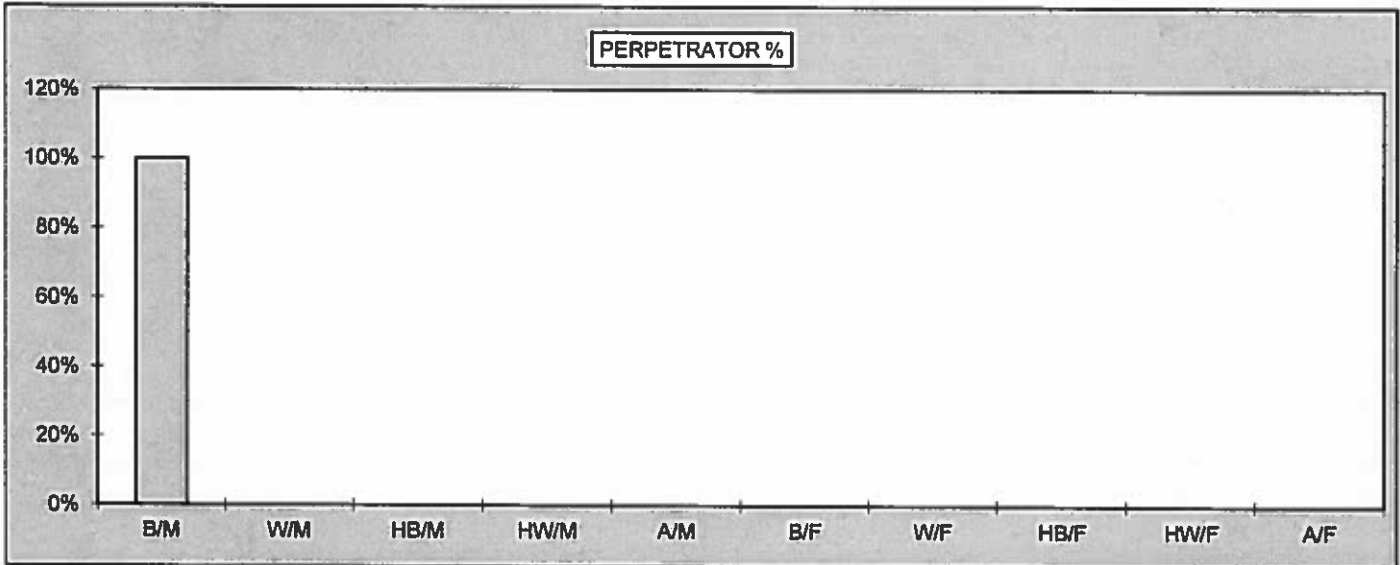
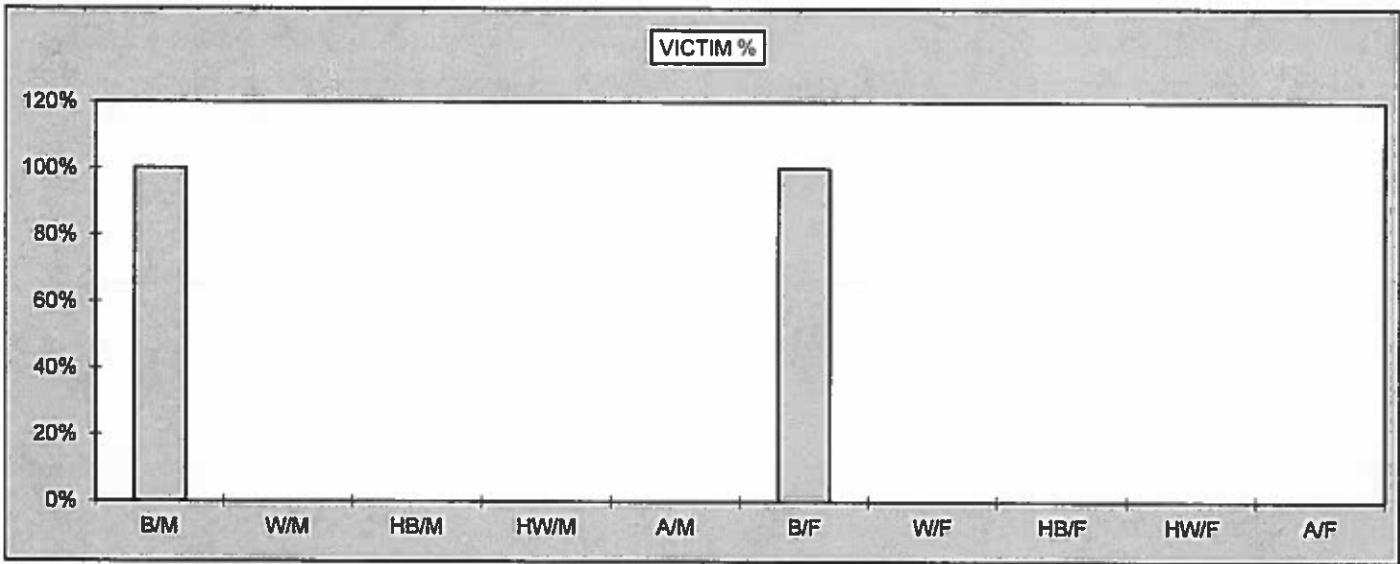
**2018
JUNE HOMICIDE COMPARISON
BY RACE, SEX, AND ETHNIC ORIGIN**

	VICTIM	PERPETRATOR
B/M	5	4
W/M	0	0
HB/M	0	0
HW/M	0	0
A/M	0	0
TOTAL MALES	5	4
B/F	2	0
W/F	0	0
HB/F	0	0
HW/F	0	0
A/F	0	0
TOTAL FEMALES	2	0
TOTAL	7	4

	VICTIM %	PERPETRATOR %
B/M	100%	100%
W/M	0%	0%
HB/M	0%	0%
HW/M	0%	0%
A/M	0%	0%

B/F	100%	0%
W/F	0%	0%
HB/F	0%	0%
HW/F	0%	0%
A/F	0%	0%

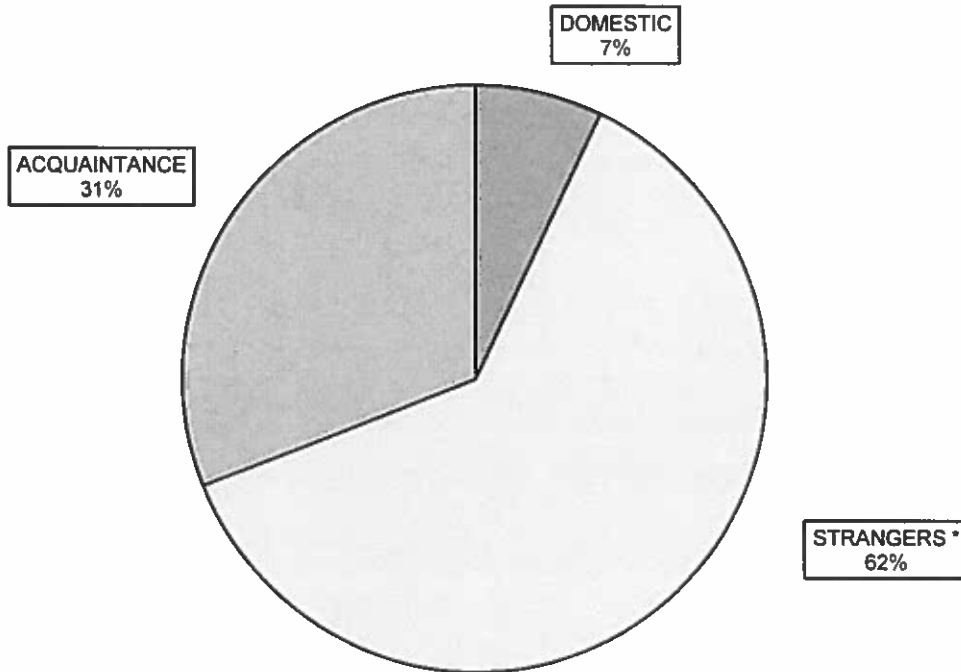
PERPETRATOR UNKNOWN FOR 3 HOMICIDES



**2018
HOMICIDE BREAKDOWN
YEAR TO DATE**

JUNE							
MONTH	ACTUAL	DOMESTIC	%	STRANGERS *	%	ACQUAINTANCE	%
JANUARY	6	0	0%	5	83%	1	17%
FEBRUARY	10	0	0%	7	70%	3	30%
MARCH	5	0	0%	3	60%	2	40%
APRIL	5	1	20%	2	40%	2	40%
MAY	9	2	22%	5	56%	2	22%
JUNE	7	0	0%	4	57%	3	43%
JULY							
AUGUST							
SEPTEMBER							
OCTOBER							
NOVEMBER							
DECEMBER							
TOTAL	42	3	7%	26	62%	13	31%

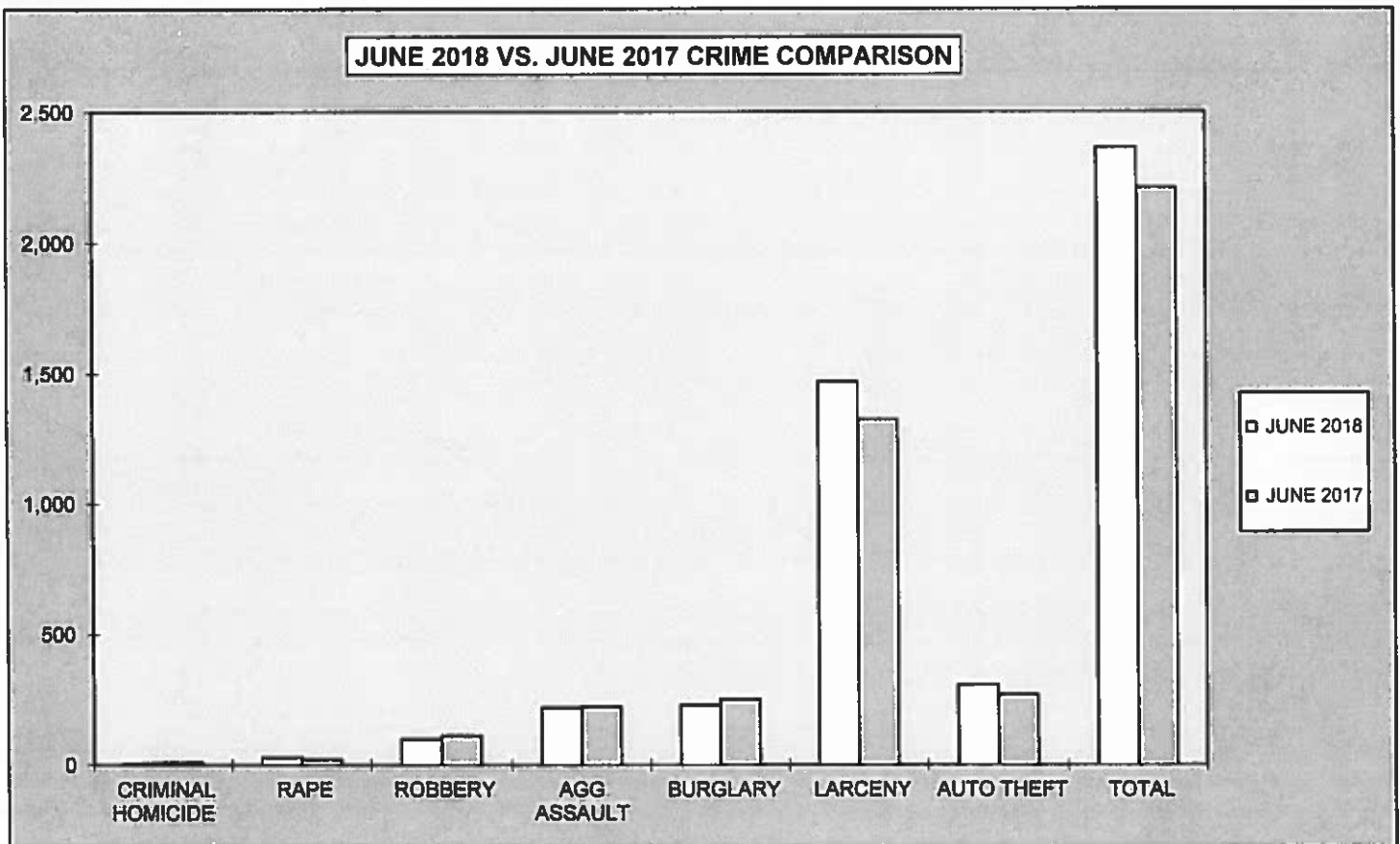
HOMICIDE BREAKDOWN BY VICTIM/OFFENDER RELATIONSHIP



* UNKNOWN INCLUDED IN WITH STRANGERS

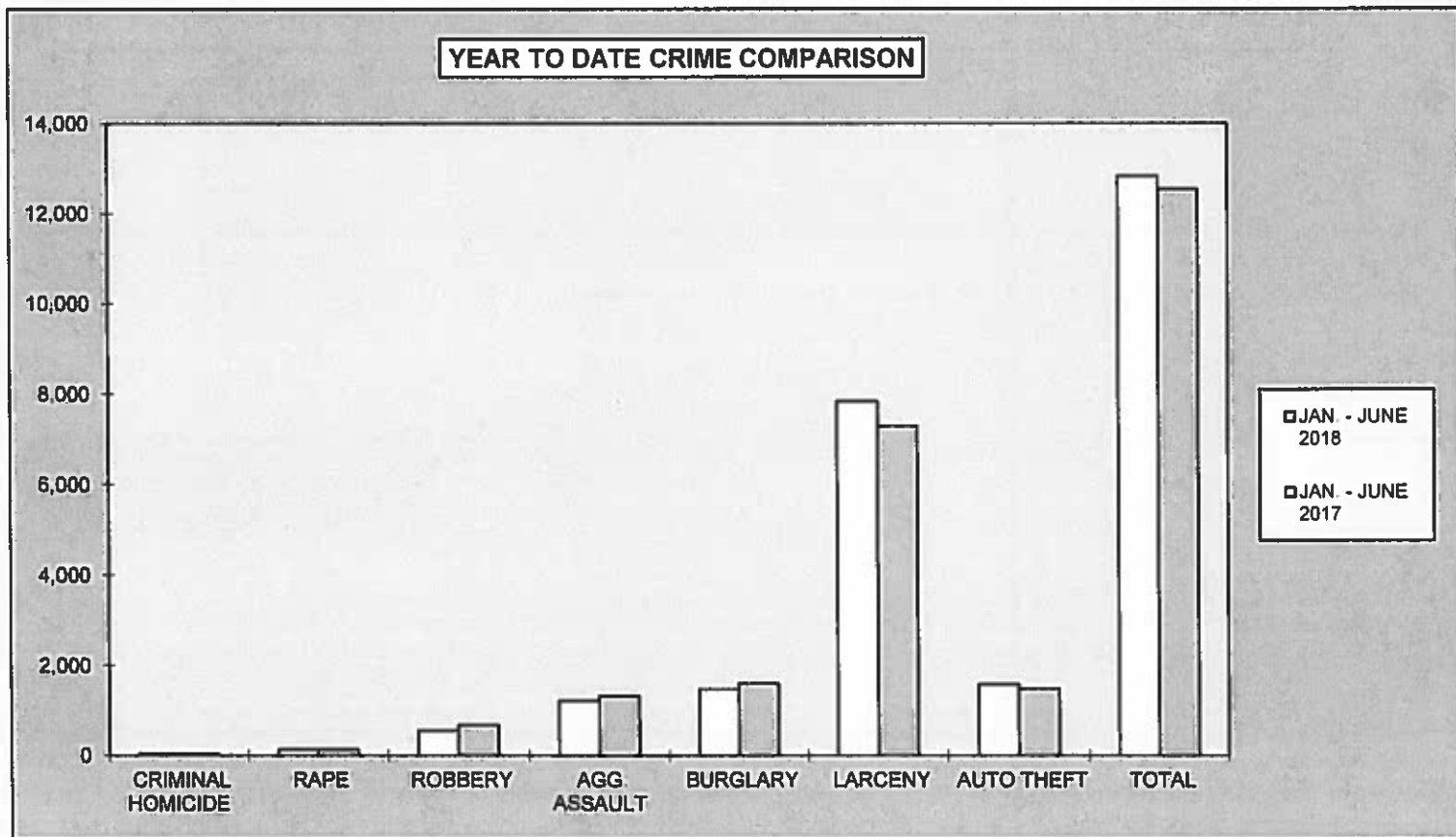
**2018
MONTHLY CRIME COMPARISON**

CRIME	JUNE 2018	JUNE 2017	# DIFFERENCE	% DIFFERENCE
CRIMINAL HOMICIDE	7	10	-3	-30%
RAPE	31	22	9	41%
ROBBERY	99	111	-12	-11%
AGG. ASSAULT	220	224	-4	-2%
BURGLARY	231	252	-21	-8%
RESIDENCE	151	183	-32	-17%
NON-RESIDENCE	80	69	11	16%
LARCENY	1,470	1,325	145	11%
POCKETPICKING	5	6	-1	-17%
PURSE SNATCHING	24	16	8	50%
SHOPLIFTING	210	211	-1	0%
FROM MOTOR VEHICLES	797	698	99	14%
MOTOR VEH. PARTS/ACCESSORIES	78	71	7	10%
BICYCLES	30	17	13	76%
FROM BUILDINGS	134	86	48	56%
FROM COIN OPERATED MACHINES	1	1	0	0%
ALL OTHER	191	219	-28	-13%
AUTO THEFT	307	269	38	14%
TOTAL	2,365	2,213	152	7%



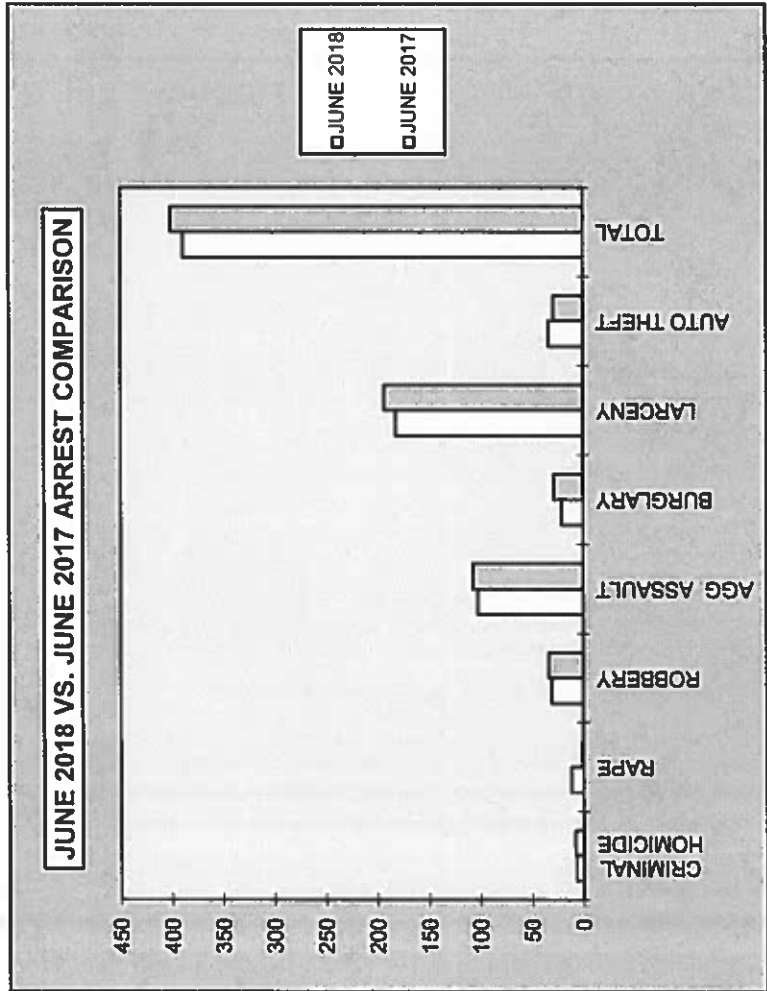
**2018
YEAR TO DATE CRIME COMPARISON**

FIRST 6 MONTHS				
CRIME	JAN. - JUNE 2018	JAN. - JUNE 2017	# DIFFERENCE	% DIFFERENCE
CRIMINAL HOMICIDE	42	37	5	14%
RAPE	128	130	-2	-2%
ROBBERY	557	669	-112	-17%
AGG. ASSAULT	1,220	1,329	-109	-8%
BURGLARY	1,475	1,602	-127	-8%
RESIDENCE	1,078	1,212	-134	-11%
NON-RESIDENCE	397	390	7	2%
LARCENY	7,837	7,291	546	7%
POCKETPICKING	28	35	-7	-20%
PURSE SNATCHING	94	100	-6	-6%
SHOPLIFTING	1,209	1,126	83	7%
FROM MOTOR VEHICLES	4,449	3,872	577	15%
MOTOR VEH. PARTS/ACCESSORIES	385	366	19	5%
BICYCLES	138	111	27	24%
FROM BUILDINGS	635	651	-16	-2%
FROM COIN OPERATED MACHINES	10	6	4	67%
ALL OTHER	889	1,024	-135	-13%
AUTO THEFT	1,580	1,490	90	6%
TOTAL	12,839	12,548	291	2%

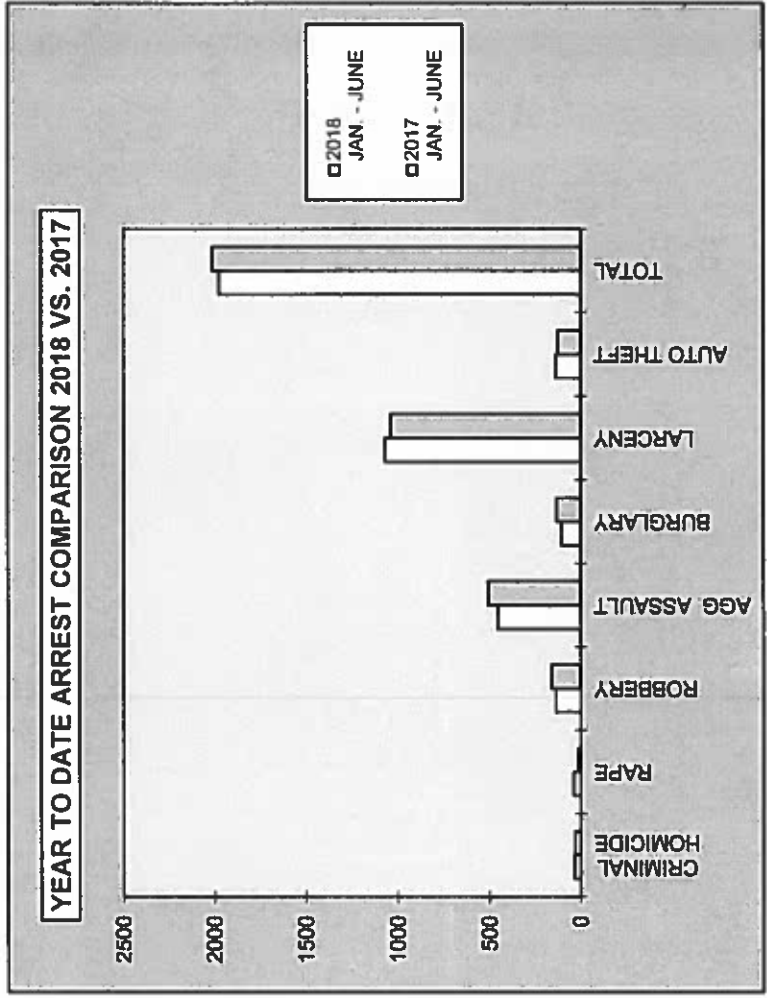


2018
ARREST COMPARISON

JUNE ARREST COMPARISON				
CRIME	JUNE 2018	JUNE 2017	# DIFFERENCE	% DIFFERENCE
CRIMINAL HOMICIDE	7	8	-1	-13%
RAPE	12	1	11	1100%
ROBBERY	31	34	-3	-9%
AGG. ASSAULT	102	107	-5	-5%
BURGLARY	21	29	-8	-28%
LARCENY	182	193	-11	-6%
AUTO THEFT	34	29	5	17%
TOTAL	389	401	-12	-3%

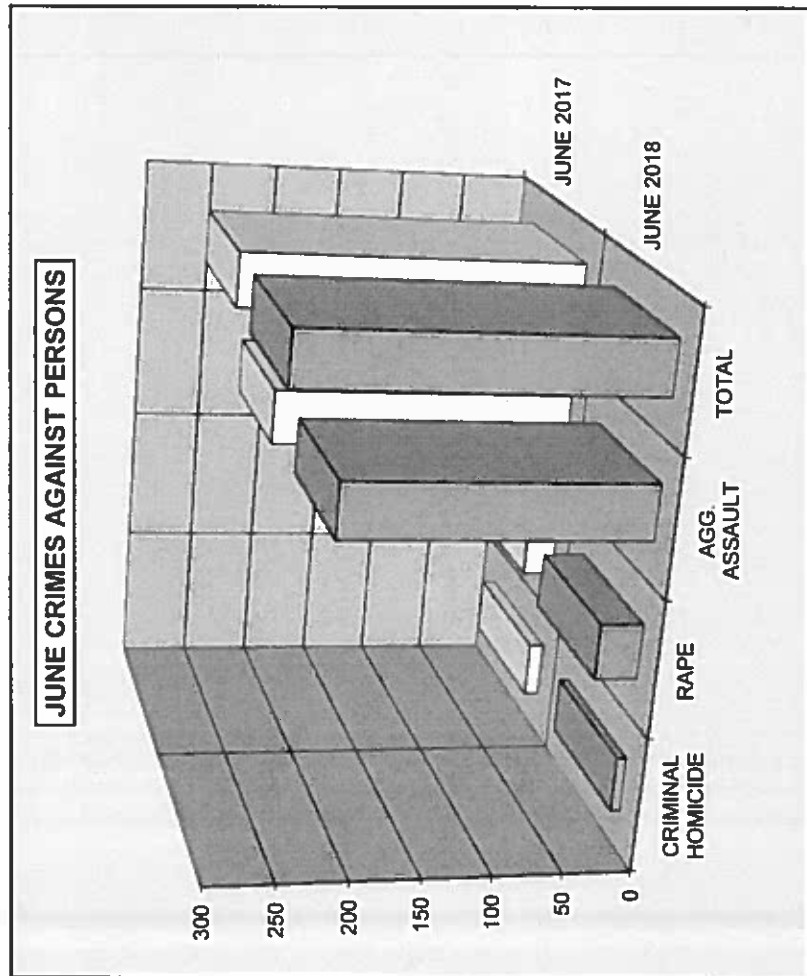


FIRST 6 MONTHS ARREST COMPARISON				
CRIME	2018 JAN. - JUNE	2017 JAN. - JUNE	# DIFFERENCE	% DIFFERENCE
CRIMINAL HOMICIDE	34	32	2	6%
RAPE	37	13	24	185%
ROBBERY	137	162	-25	-15%
AGG. ASSAULT	456	507	-51	-10%
BURGLARY	105	134	-29	-22%
LARCENY	1,067	1,039	28	3%
AUTO THEFT	138	126	12	10%
TOTAL	1,974	2,013	-39	-2%

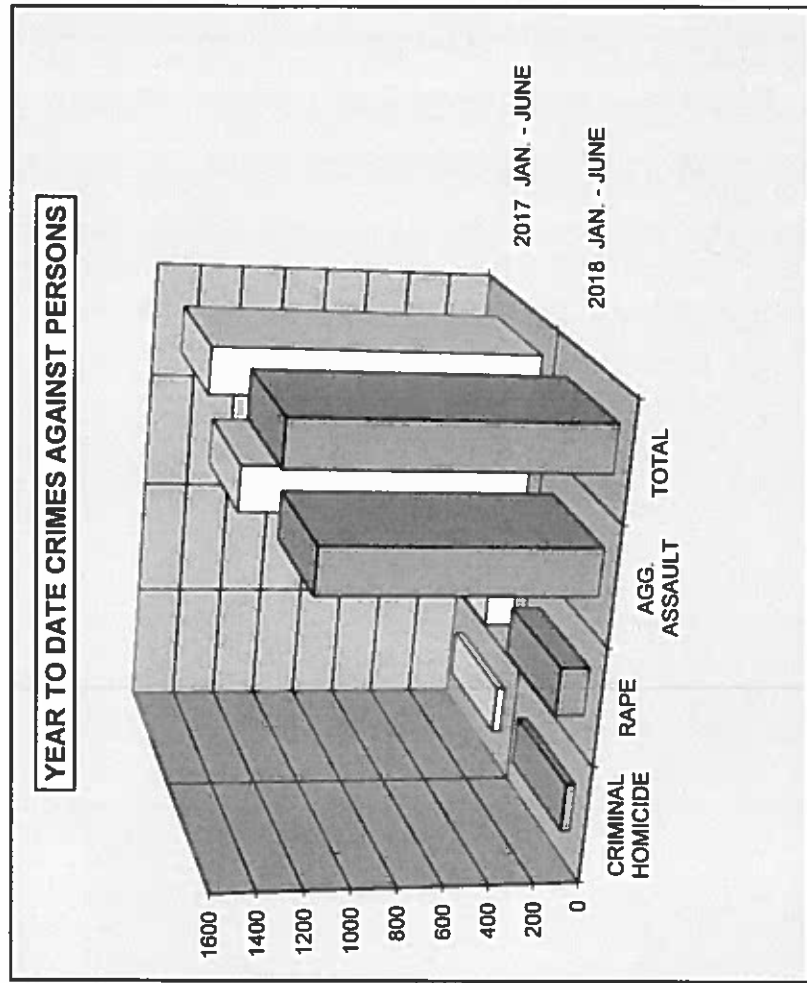


**2018
CRIME COMPARISON
CRIMES AGAINST PERSONS**

JUNE				
CRIME	JUNE 2018	JUNE 2017	# DIFFERENCE	% DIFFERENCE
CRIMINAL HOMICIDE	7	10	-3	-30%
RAPE	31	22	9	41%
AGG. ASSAULT	220	224	-4	-2%
TOTAL	258	256	2	1%

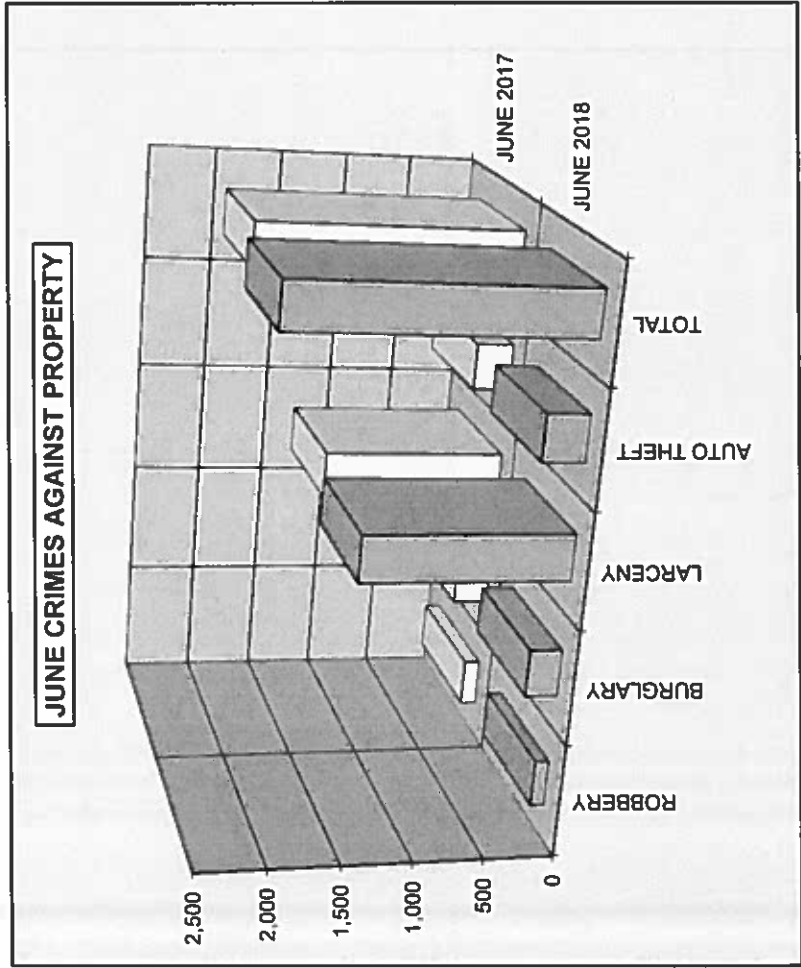


FIRST 6 MONTHS				
CRIME	2018 JAN. - JUNE	2017 JAN. - JUNE	# DIFFERENCE	% DIFFERENCE
CRIMINAL HOMICIDE	42	37	5	14%
RAPE	128	130	-2	-2%
AGG. ASSAULT	1,220	1,329	-109	-8%
TOTAL	1,390	1,496	-106	-7%

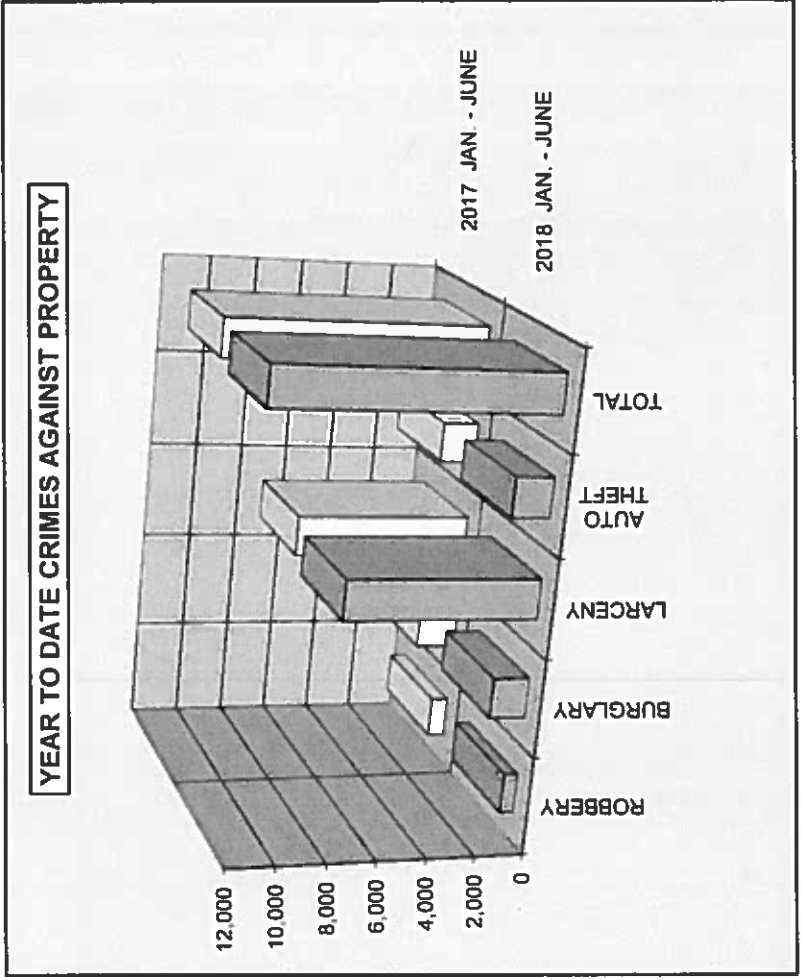


**2018
CRIME COMPARISON
CRIMES AGAINST PROPERTY**

JUNE				
CRIME	JUNE 2018	JUNE 2017	# DIFFERENCE	% DIFFERENCE
ROBBERY	99	111	-12	-11%
BURGLARY	231	252	-21	-8%
LARCENY	1,470	1,325	145	11%
AUTO THEFT	307	269	38	14%
TOTAL	2,107	1,957	150	8%

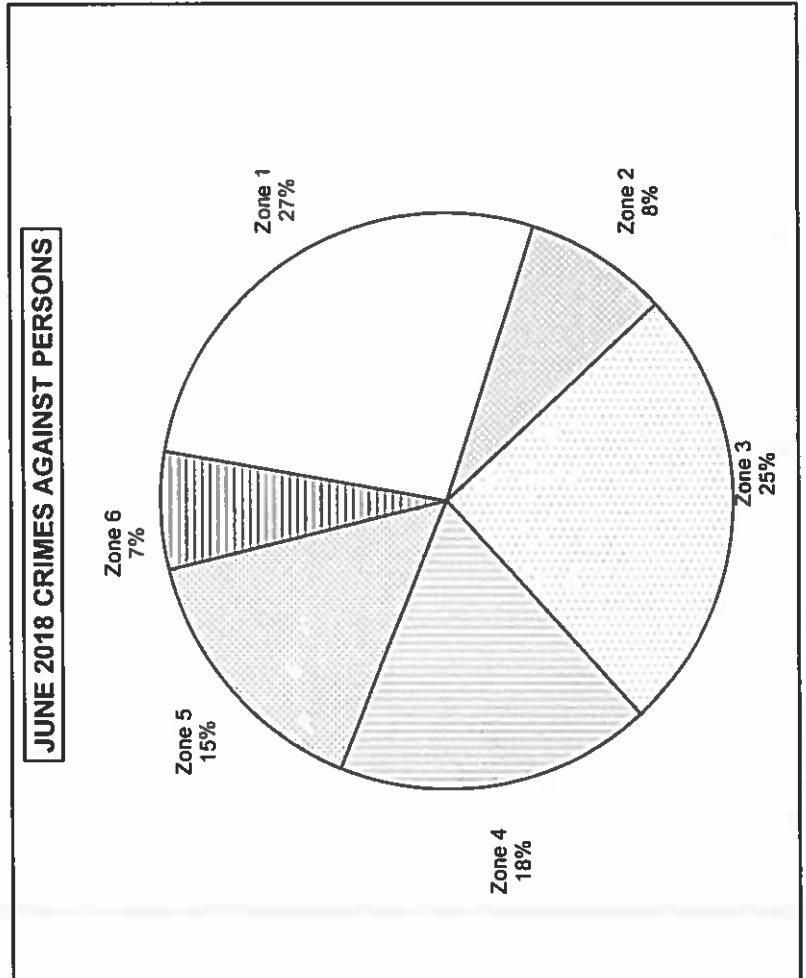


FIRST 6 MONTHS				
CRIME	2018 JAN. - JUNE	2017 JAN. - JUNE	# DIFFERENCE	% DIFFERENCE
ROBBERY	557	669	-112	-17%
BURGLARY	1,475	1,602	-127	-8%
LARCENY	7,837	7,291	546	7%
AUTO THEFT	1,580	1,490	90	6%
TOTAL	11,449	11,052	397	4%

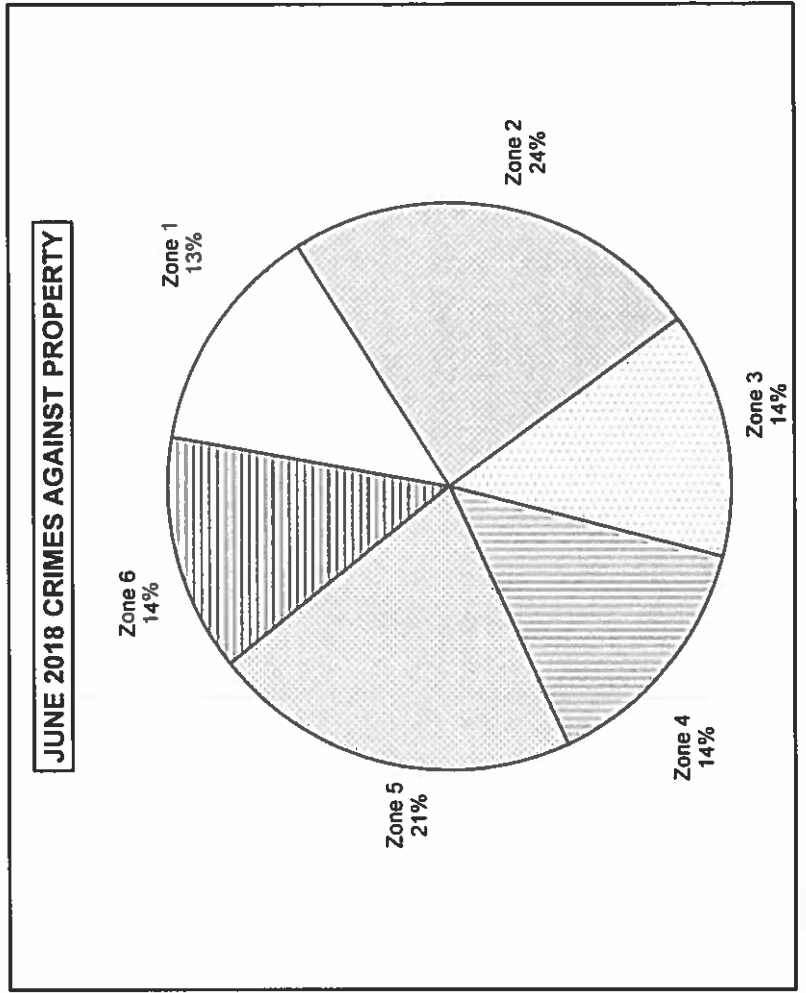


2018
AREA BREAKDOWN
CRIMES AGAINST PERSONS AND PROPERTY

JUNE 2018 CRIMES AGAINST PERSONS BY ZONE						
CRIME	Zone 1	Zone 2	Zone 3	Zone 4	Zone 5	Zone 6
CRIMINAL HOMICIDE	2	0	3	1	1	0
RAPE	9	3	4	5	5	5
AGG. ASSAULT	59	18	58	40	33	12
TOTAL CRIMES AGAINST PERSONS	70	21	65	46	39	17

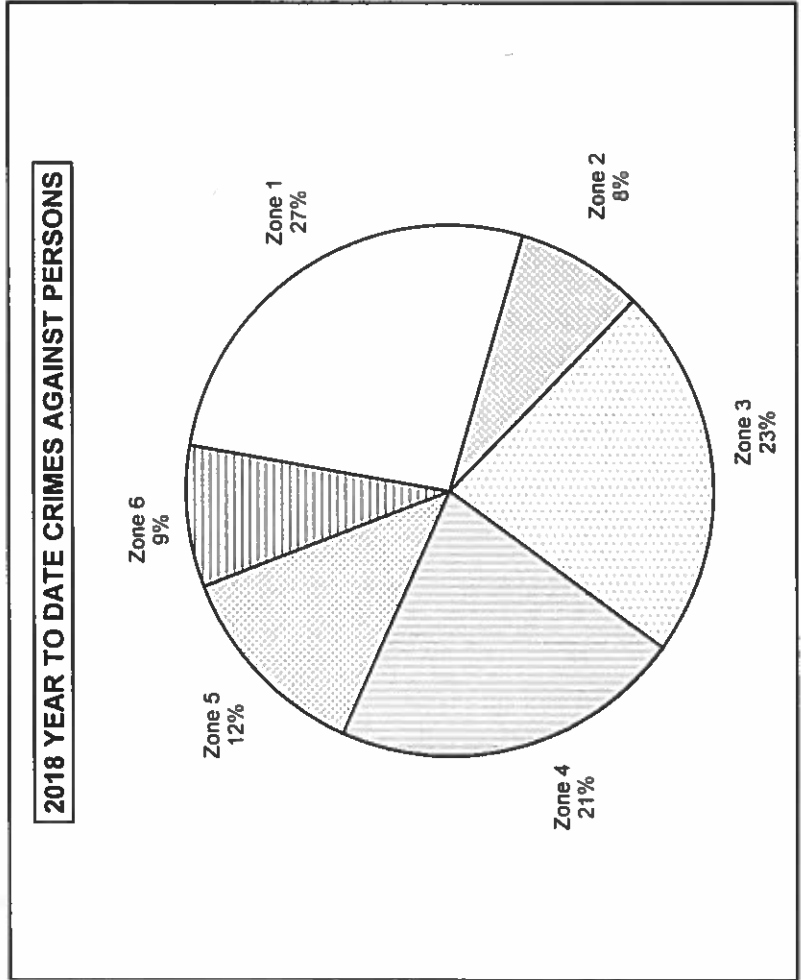


JUNE 2018 CRIMES AGAINST PROPERTY BY ZONE						
CRIME	Zone 1	Zone 2	Zone 3	Zone 4	Zone 5	Zone 6
ROBBERY	22	11	21	18	17	10
BURGLARY	48	36	51	58	18	20
LARCENY	155	409	167	172	352	215
AUTO THEFT	53	51	55	51	57	40
TOTAL CRIMES AGAINST PROPERTY	278	507	294	299	444	285

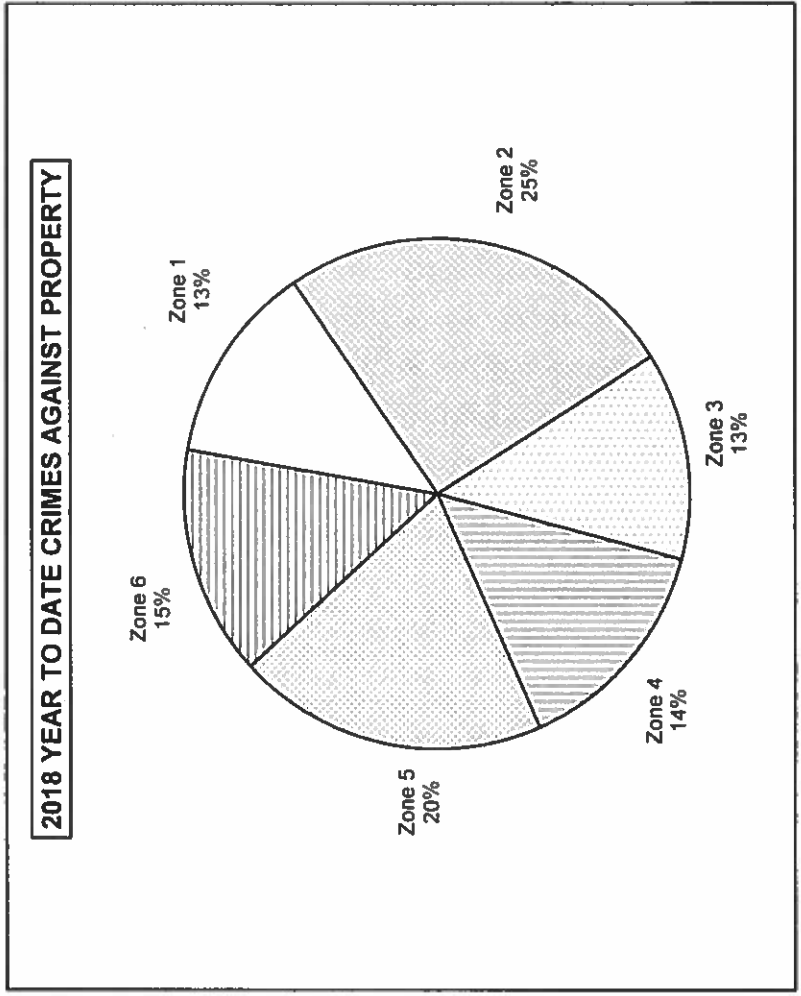


2018
YEAR TO DATE AREA BREAKDOWN
CRIMES AGAINST PERSONS AND PROPERTY

FIRST 6 MONTHS 2018 CRIMES AGAINST PERSONS BY ZONE						
CRIME	Zone 1	Zone 2	Zone 3	Zone 4	Zone 5	Zone 6
CRIMINAL HOMICIDE	15	5	6	10	3	3
RAPE	29	13	24	21	24	17
AGG. ASSAULT	327	91	286	269	147	100
TOTAL CRIMES AGAINST PERSONS	371	109	316	300	174	120

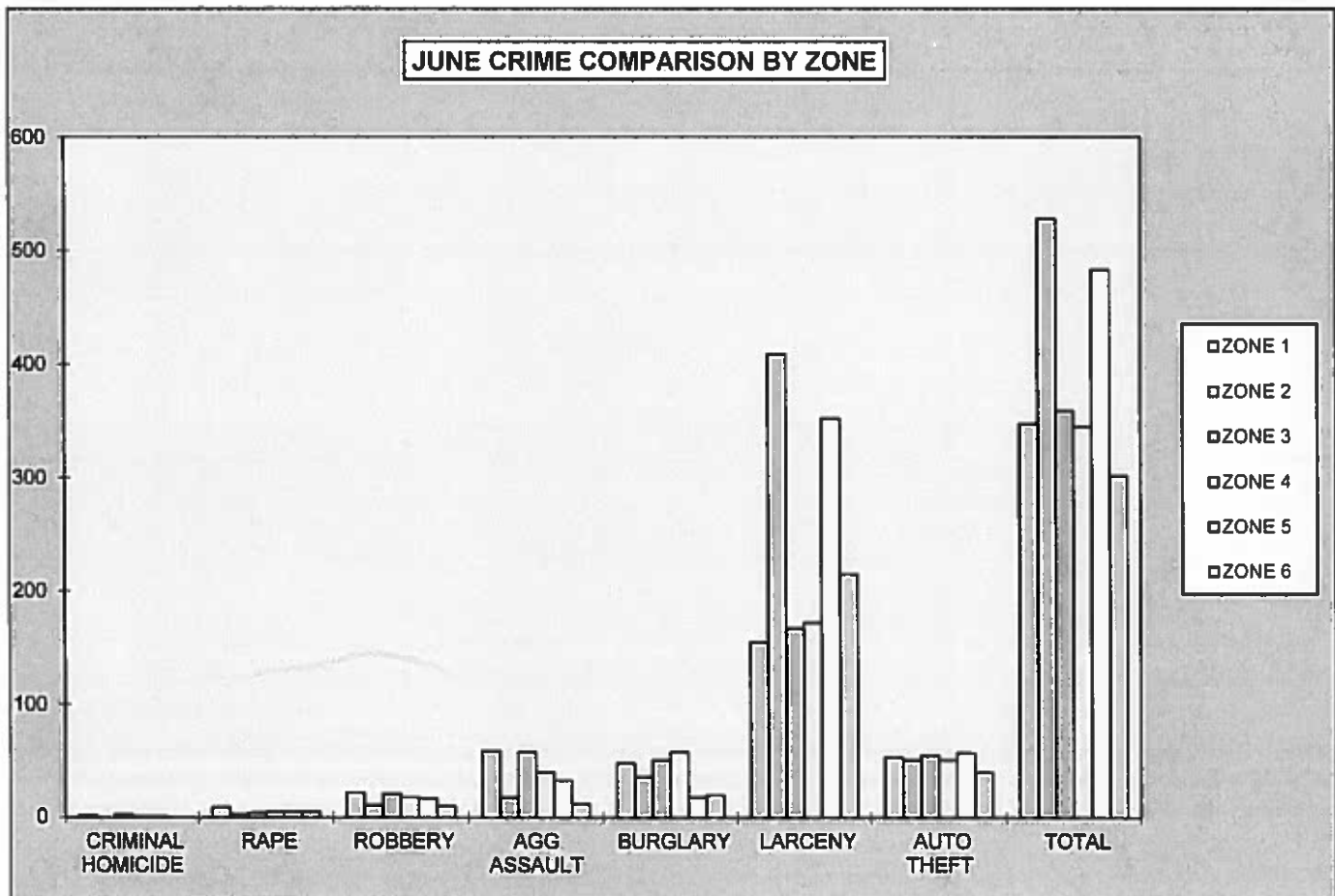


FIRST 6 MONTHS 2018 CRIMES AGAINST PROPERTY BY ZONE						
CRIME	Zone 1	Zone 2	Zone 3	Zone 4	Zone 5	Zone 6
ROBBERY	112	69	109	114	77	76
BURGLARY	256	264	294	338	133	190
LARCENY	804	2,297	818	860	1,807	1,251
AUTO THEFT	279	291	285	325	243	157
TOTAL CRIMES AGAINST PROPERTY	1,451	2,921	1,506	1,637	2,260	1,674



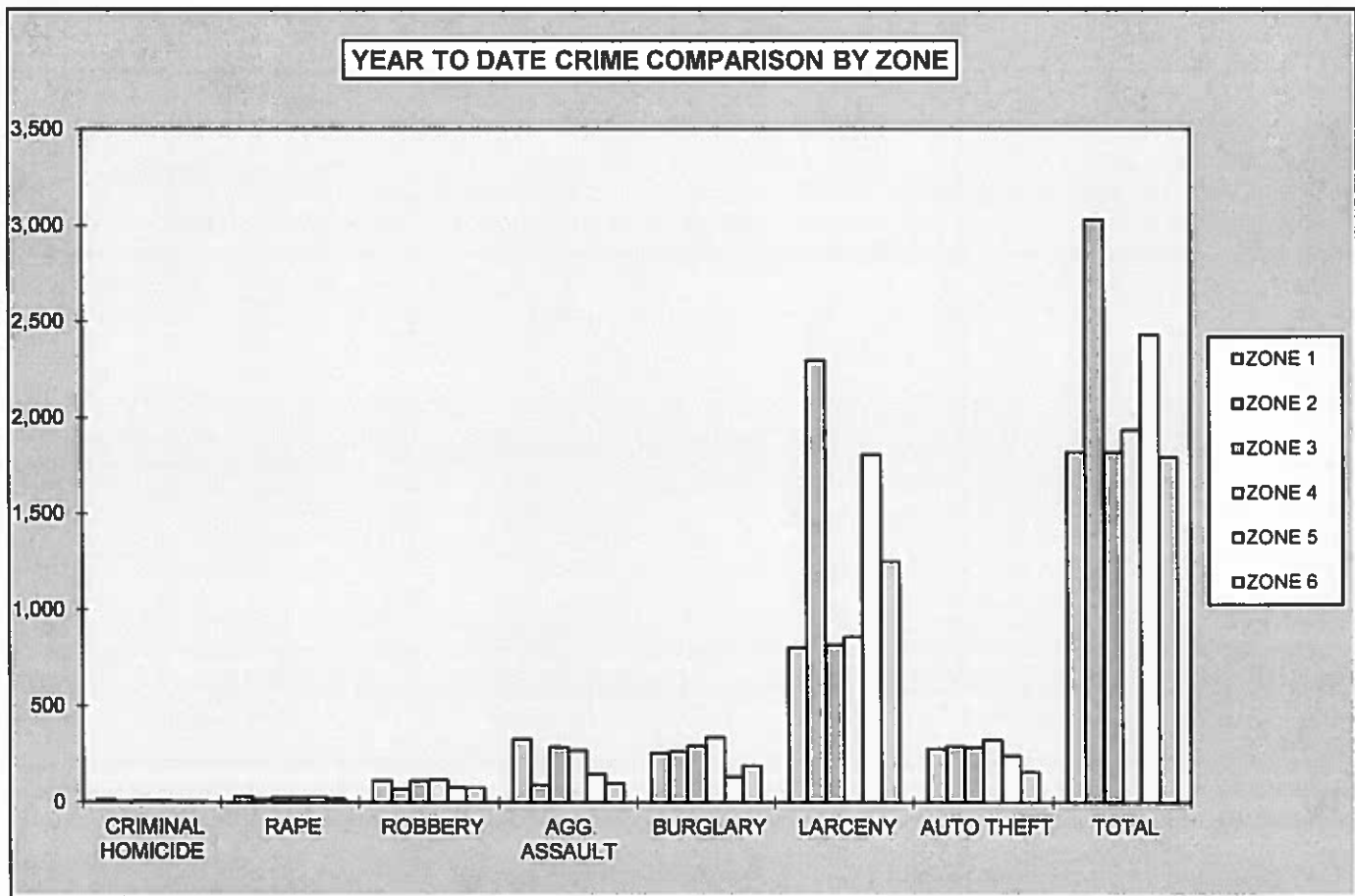
**2018
AREA BREAKDOWN**

JUNE CRIME COMPARISON BY ZONE						
CRIME	ZONE 1	ZONE 2	ZONE 3	ZONE 4	ZONE 5	ZONE 6
CRIMINAL HOMICIDE	2	0	3	1	1	0
RAPE	9	3	4	5	5	5
ROBBERY	22	11	21	18	17	10
AGG. ASSAULT	59	18	58	40	33	12
BURGLARY	48	36	51	58	18	20
RESIDENCE	40	18	34	45	5	9
NON-RESIDENCE	8	18	17	13	13	11
LARCENY	155	409	167	172	352	215
POCKETPICKING	0	3	0	0	1	1
PURSE SNATCHING	4	3	4	3	7	3
SHOPLIFTING	39	85	12	17	22	35
FROM MOTOR VEHICLES	60	235	76	85	222	119
MOTOR VEH. PARTS/ACCESSORIES	12	13	20	13	12	8
BICYCLES	2	3	2	0	10	13
FROM BUILDINGS	12	35	15	12	49	11
FROM COIN OPERATED MACHINES	0	0	0	1	0	0
ALL OTHER	26	32	38	41	29	25
AUTO THEFT	53	51	55	51	57	40
TOTAL	348	528	359	345	483	302



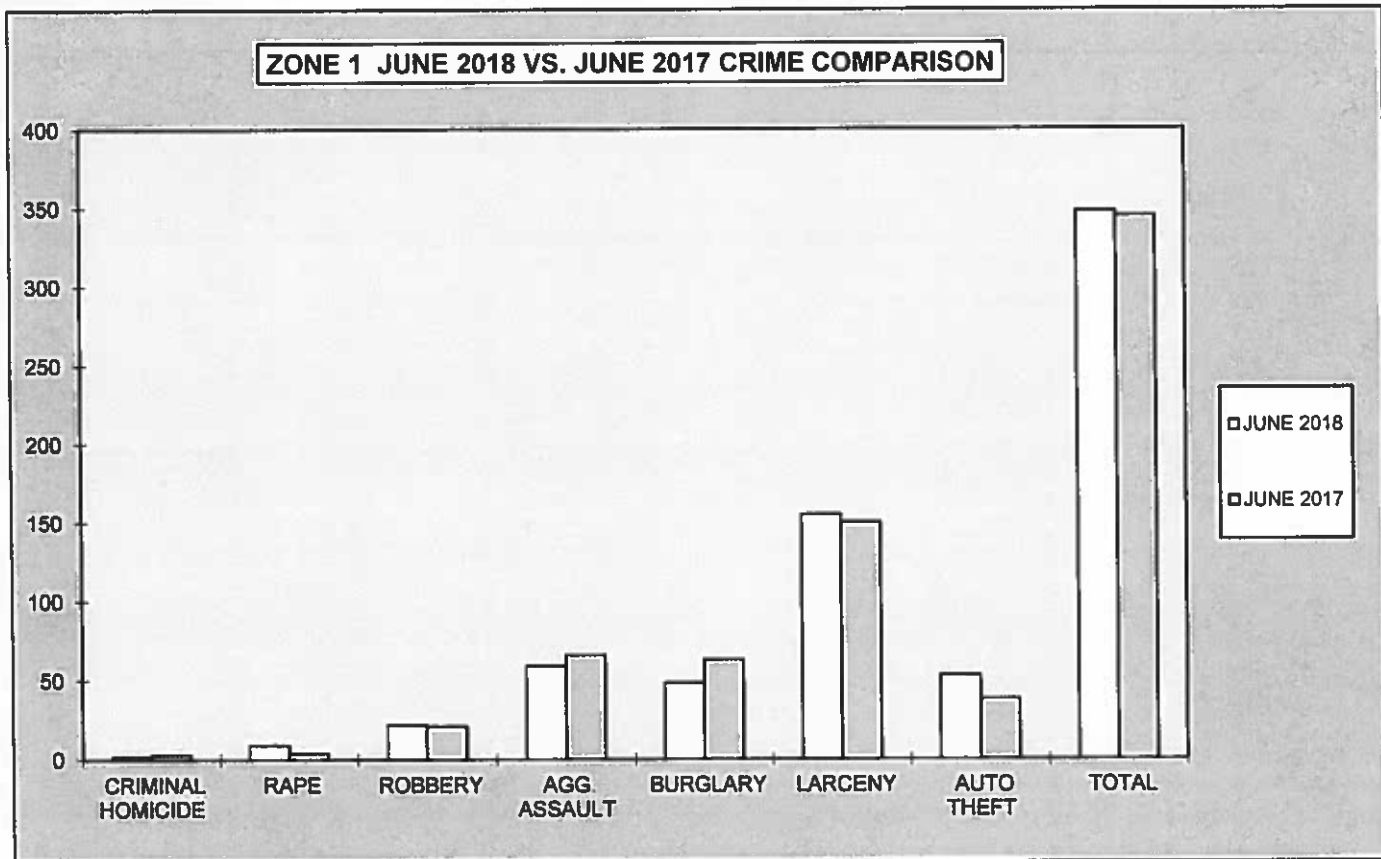
**2018
YEAR TO DATE AREA BREAKDOWN**

FIRST 6 MONTHS CRIME COMPARISON BY ZONE						
CRIME	ZONE 1	ZONE 2	ZONE 3	ZONE 4	ZONE 5	ZONE 6
CRIMINAL HOMICIDE	15	5	6	10	3	3
RAPE	29	13	24	21	24	17
ROBBERY	112	69	109	114	77	76
AGG. ASSAULT	327	91	286	269	147	100
BURGLARY	256	264	294	338	133	190
RESIDENCE	220	150	221	259	82	146
NON-RESIDENCE	36	114	73	79	51	44
LARCENY	804	2,297	818	860	1,807	1,251
POCKETPICKING	1	12	1	3	8	3
PURSE SNATCHING	23	9	13	13	28	8
SHOPLIFTING	188	493	53	126	129	220
FROM MOTOR VEHICLES	333	1,347	412	426	1,197	734
MOTOR VEH. PARTS/ACCESSORIES	74	63	102	66	42	38
BICYCLES	6	25	9	5	48	45
FROM BUILDINGS	72	155	68	65	210	65
FROM COIN OPERATED MACHINES	4	0	1	1	3	1
ALL OTHER	103	193	159	155	142	137
AUTO THEFT	279	291	285	325	243	157
TOTAL	1,822	3,030	1,822	1,937	2,434	1,794



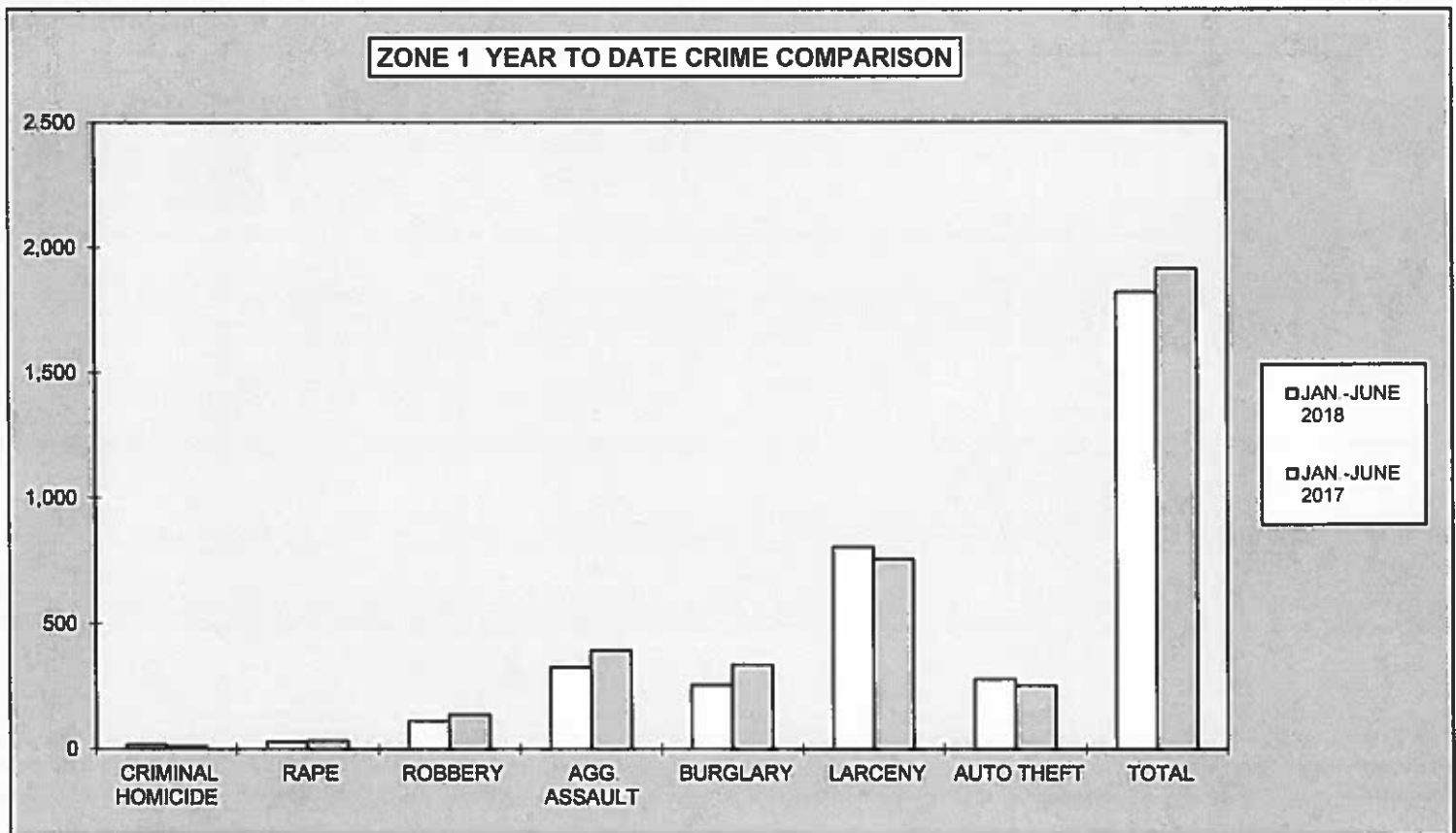
**2018
MONTHLY CRIME COMPARISON**

ZONE 1					
CRIME	JUNE 2018	JUNE 2017	# DIFFERENCE	% DIFFERENCE	
CRIMINAL HOMICIDE	2	3	-1	-33%	
RAPE	9	4	5	125%	
ROBBERY	22	21	1	5%	
AGG. ASSAULT	59	66	-7	-11%	
BURGLARY	48	63	-15	-24%	
RESIDENCE	40	48	-8	-17%	
NON-RESIDENCE	8	15	-7	-47%	
LARCENY	155	150	5	3%	
POCKETPICKING	0	0	0	0%	
PURSE SNATCHING	4	2	2	100%	
SHOPLIFTING	39	25	14	56%	
FROM MOTOR VEHICLES	60	61	-1	-2%	
MOTOR VEH. PARTS/ACCESSORIES	12	14	-2	-14%	
BICYCLES	2	0	2	100%	
FROM BUILDINGS	12	12	0	0%	
FROM COIN OPERATED MACHINES	0	1	-1	-100%	
ALL OTHER	26	35	-9	-26%	
AUTO THEFT	53	38	15	39%	
TOTAL	348	345	3	1%	



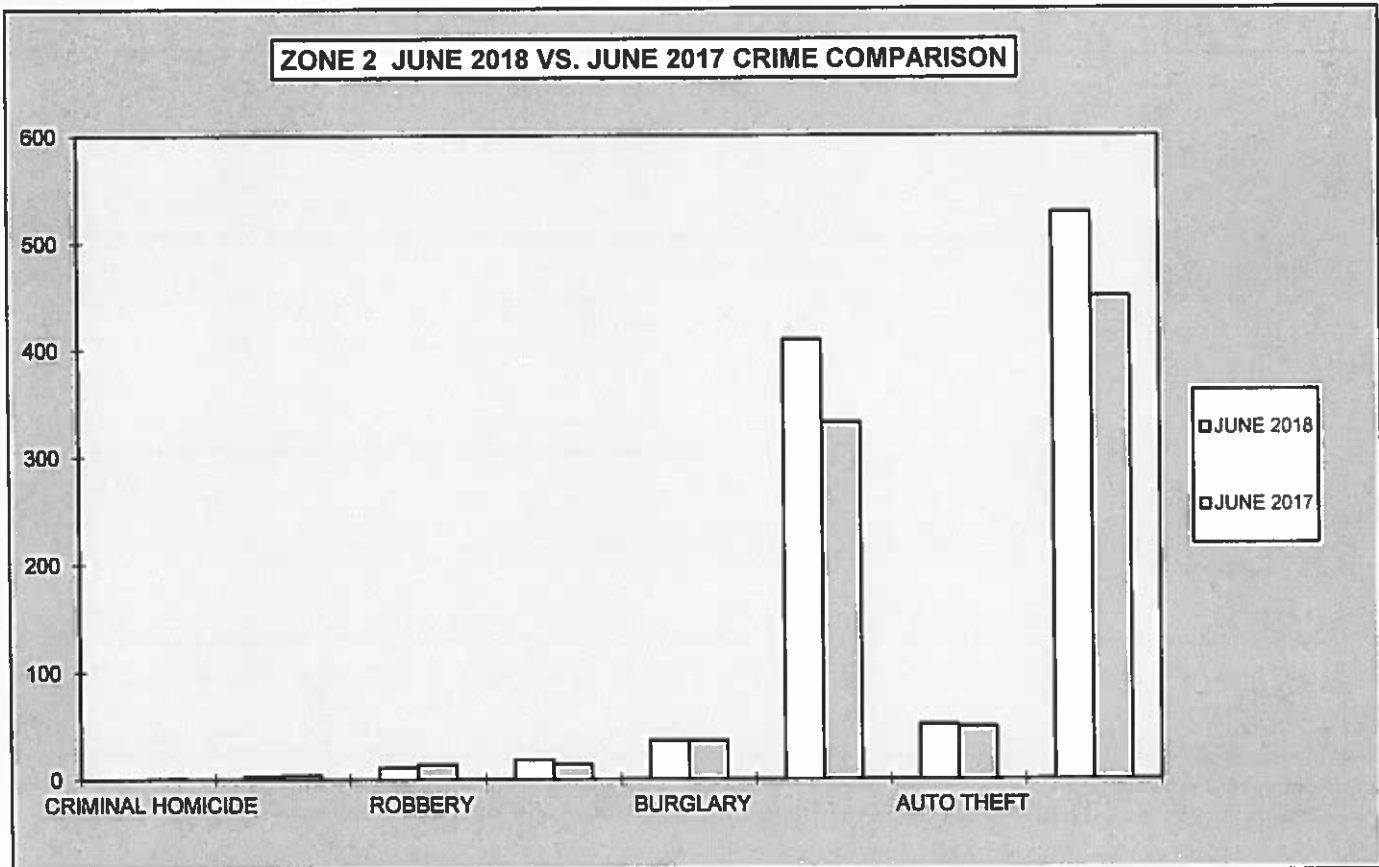
**2018
YEAR TO DATE CRIME COMPARISON**

ZONE 1				
CRIME	JAN - JUNE 2018	JAN - JUNE 2017	# DIFFERENCE	% DIFFERENCE
CRIMINAL HOMICIDE	15	11	4	36%
RAPE	29	31	-2	-6%
ROBBERY	112	137	-25	-18%
AGG. ASSAULT	327	393	-66	-17%
BURGLARY	256	335	-79	-24%
RESIDENCE	220	285	-65	-23%
NON-RESIDENCE	36	50	-14	-28%
LARCENY	804	755	49	6%
POCKETPICKING	1	1	0	0%
PURSE SNATCHING	23	19	4	21%
SHOPLIFTING	188	111	77	69%
FROM MOTOR VEHICLES	333	320	13	4%
MOTOR VEH. PARTS/ACCESSORIES	74	83	-9	-11%
BICYCLES	6	3	3	100%
FROM BUILDINGS	72	72	0	0%
FROM COIN OPERATED MACHINES	4	3	1	33%
ALL OTHER	103	143	-40	-28%
AUTO THEFT	279	254	25	10%
TOTAL	1,822	1,916	-94	-5%



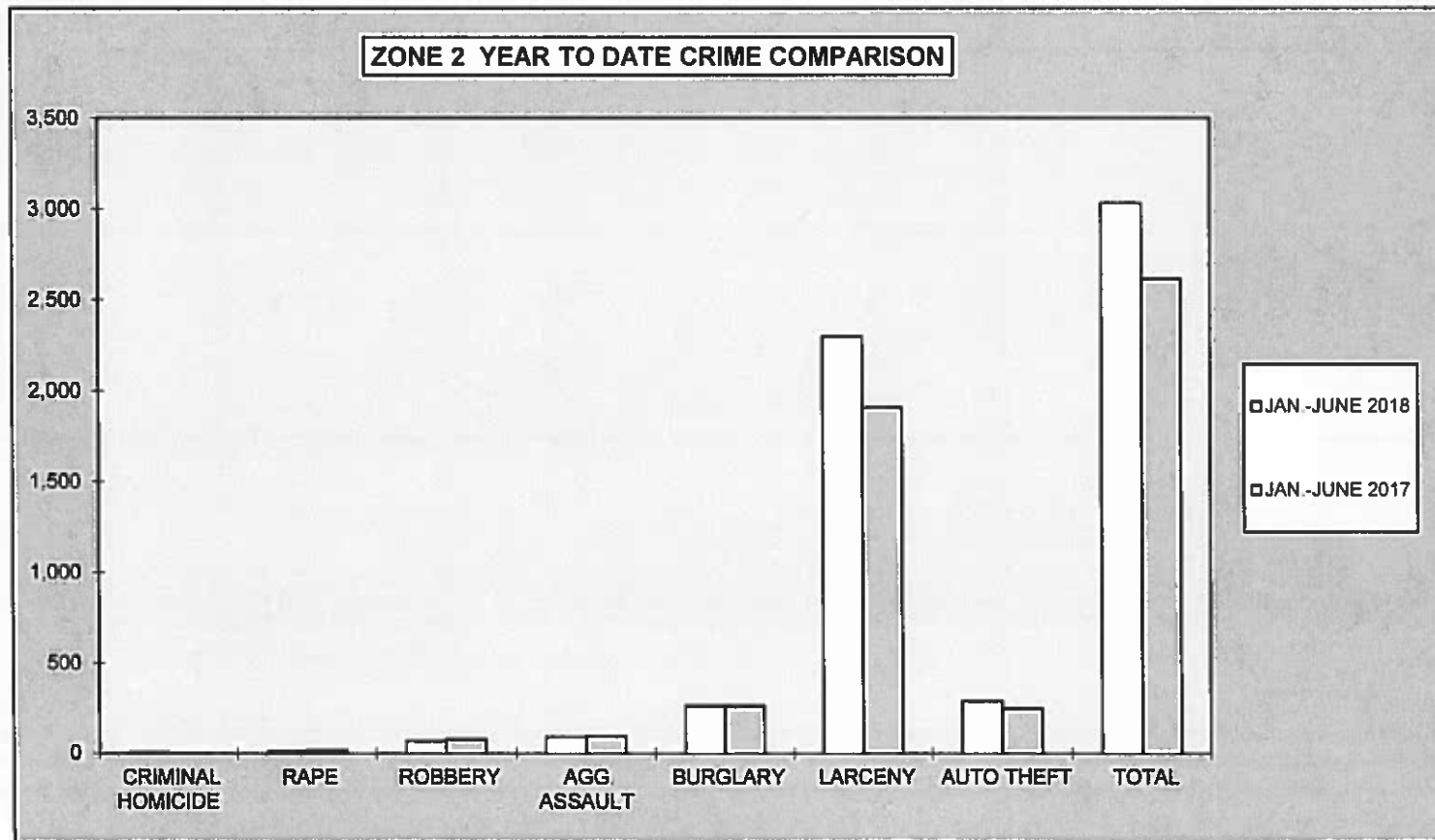
**2018
MONTHLY CRIME COMPARISON**

ZONE 2					
CRIME	JUNE 2018	JUNE 2017	# DIFFERENCE	% DIFFERENCE	
CRIMINAL HOMICIDE	0	1	-1	-100%	
RAPE	3	4	-1	-25%	
ROBBERY	11	14	-3	-21%	
AGG. ASSAULT	18	14	4	29%	
BURGLARY	36	36	0	0%	
RESIDENCE	18	23	-5	-22%	
NON-RESIDENCE	18	13	5	38%	
LARCENY	409	332	77	23%	
POCKETPICKING	3	5	-2	-40%	
PURSE SNATCHING	3	1	2	200%	
SHOPLIFTING	85	78	7	9%	
FROM MOTOR VEHICLES	235	176	59	34%	
MOTOR VEH. PARTS/ACCESSORIES	13	9	4	44%	
BICYCLES	3	5	-2	-40%	
FROM BUILDINGS	35	18	17	94%	
FROM COIN OPERATED MACHINES	0	0	0	0%	
ALL OTHER	32	40	-8	-20%	
AUTO THEFT	51	49	2	4%	
TOTAL	528	450	78	17%	



**2018
YEAR TO DATE CRIME COMPARISON**

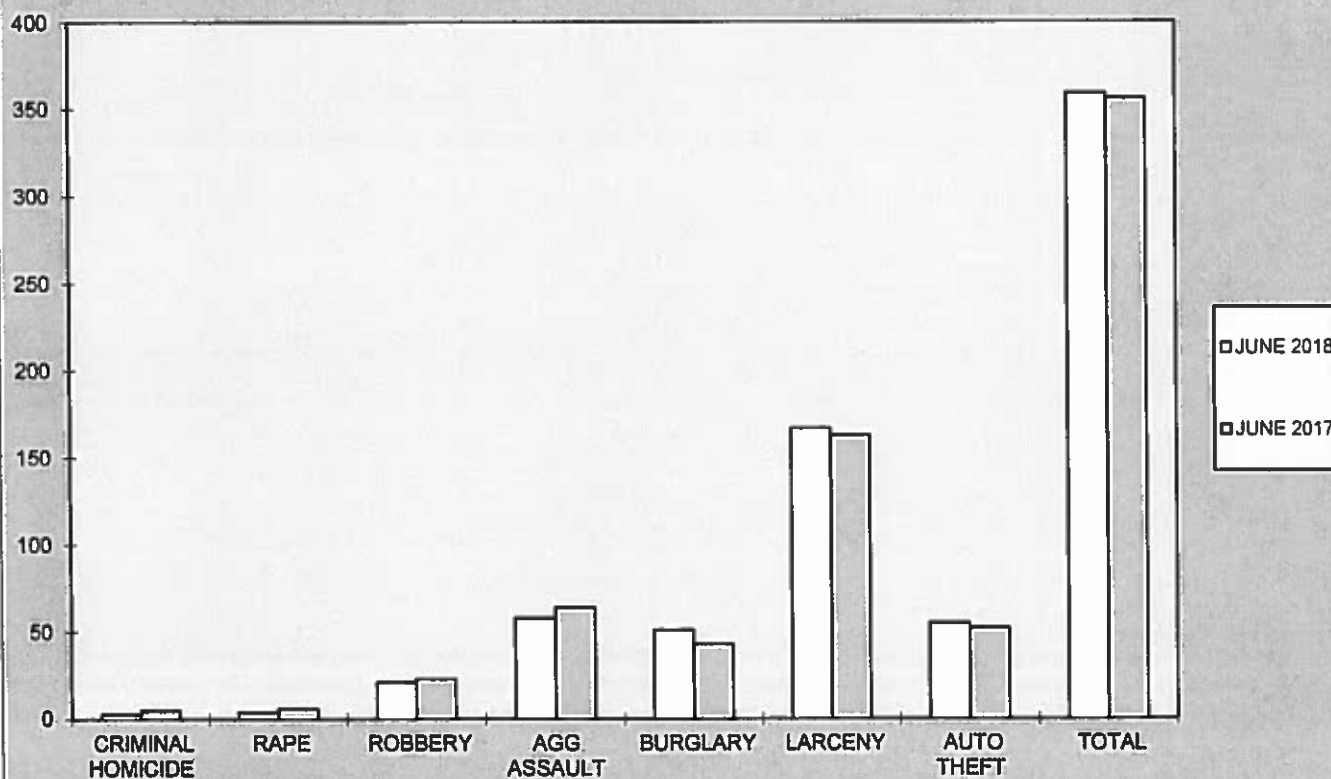
ZONE 2				
CRIME	JAN.-JUNE 2018	JAN.-JUNE 2017	# DIFFERENCE	% DIFFERENCE
CRIMINAL HOMICIDE	5	4	1	25%
RAPE	13	19	-6	-32%
ROBBERY	69	79	-10	-13%
AGG. ASSAULT	91	97	-6	-6%
BURGLARY	264	262	2	1%
RESIDENCE	150	165	-15	-9%
NON-RESIDENCE	114	97	17	18%
LARCENY	2,297	1,907	390	20%
POCKETPICKING	12	16	-4	-25%
PURSE SNATCHING	9	9	0	0%
SHOPLIFTING	493	432	61	14%
FROM MOTOR VEHICLES	1,347	991	356	36%
MOTOR VEH. PARTS/ACCESSORIES	63	53	10	19%
BICYCLES	25	22	3	14%
FROM BUILDINGS	155	175	-20	-11%
FROM COIN OPERATED MACHINES	0	0	0	0%
ALL OTHER	193	209	-16	-8%
AUTO THEFT	291	248	43	17%
TOTAL	3,030	2,616	414	16%



**2018
MONTHLY CRIME COMPARISON**

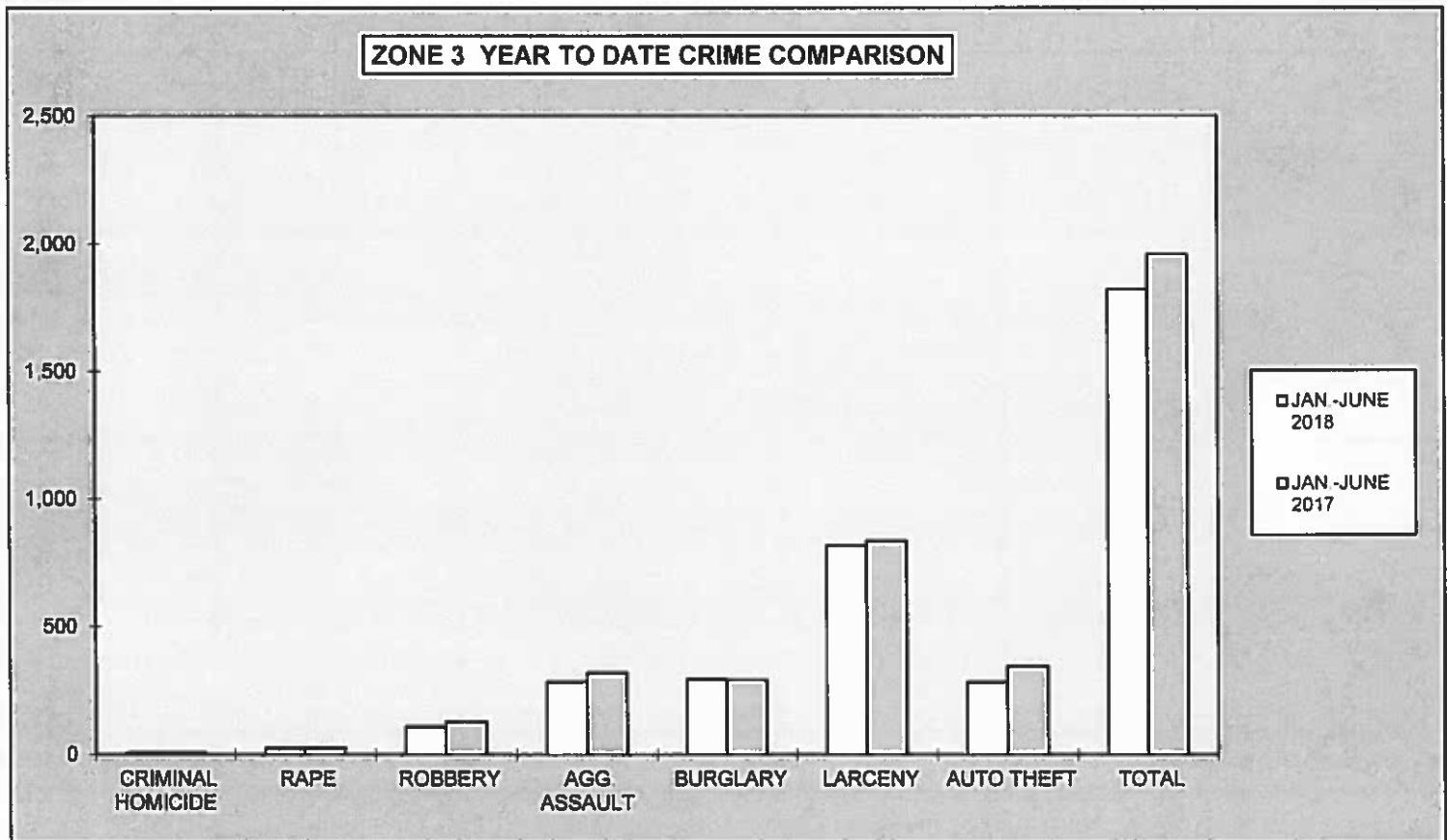
ZONE 3					
CRIME	JUNE 2018	JUNE 2017	# DIFFERENCE	% DIFFERENCE	
CRIMINAL HOMICIDE	3	5	-2	-40%	
RAPE	4	6	-2	-33%	
ROBBERY	21	23	-2	-9%	
AGG. ASSAULT	58	64	-6	-9%	
BURGLARY	51	43	8	19%	
RESIDENCE	34	36	-2	-6%	
NON-RESIDENCE	17	7	10	143%	
LARCENY	167	163	4	2%	
POCKETPICKING	0	0	0	0%	
PURSE SNATCHING	4	0	4	100%	
SHOPLIFTING	12	17	-5	-29%	
FROM MOTOR VEHICLES	76	72	4	6%	
MOTOR VEH. PARTS/ACCESSORIES	20	18	2	11%	
BICYCLES	2	2	0	0%	
FROM BUILDINGS	15	11	4	36%	
FROM COIN OPERATED MACHINES	0	0	0	0%	
ALL OTHER	38	43	-5	-12%	
AUTO THEFT	55	52	3	6%	
TOTAL	359	356	3	1%	

ZONE 3 JUNE 2018 VS. JUNE 2017 CRIME COMPARISON



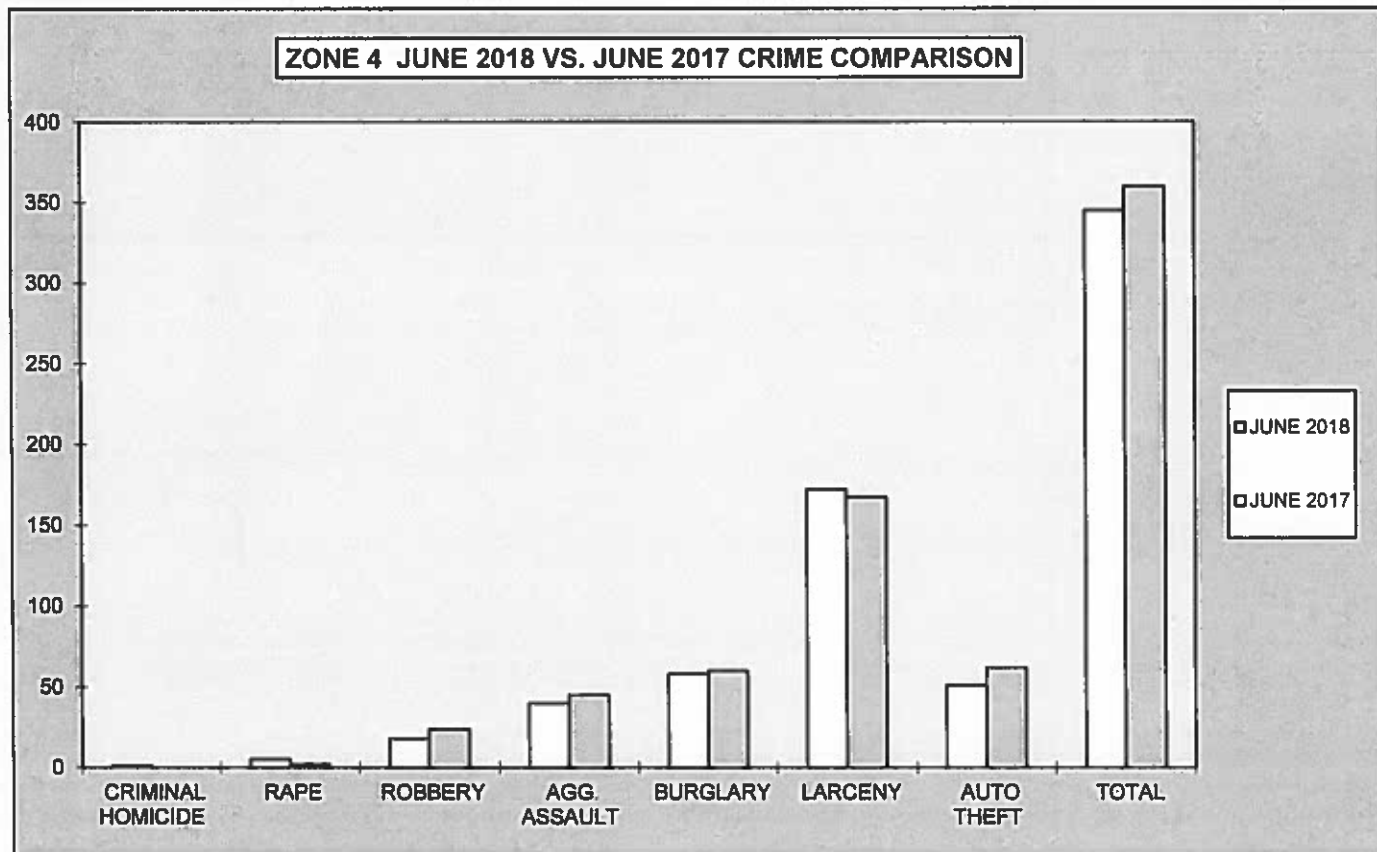
**2018
YEAR TO DATE CRIME COMPARISON**

ZONE 3				
CRIME	JAN.-JUNE 2018	JAN.-JUNE 2017	# DIFFERENCE	% DIFFERENCE
CRIMINAL HOMICIDE	6	9	-3	-33%
RAPE	24	27	-3	-11%
ROBBERY	109	129	-20	-16%
AGG. ASSAULT	286	320	-34	-11%
BURGLARY	294	293	1	0%
RESIDENCE	221	236	-15	-6%
NON-RESIDENCE	73	57	16	28%
LARCENY	818	834	-16	-2%
POCKETPICKING	1	1	0	0%
PURSE SNATCHING	13	15	-2	-13%
SHOPLIFTING	53	69	-16	-23%
FROM MOTOR VEHICLES	412	413	-1	0%
MOTOR VEH. PARTS/ACCESSORIES	102	87	15	17%
BICYCLES	9	7	2	29%
FROM BUILDINGS	68	69	-1	-1%
FROM COIN OPERATED MACHINES	1	1	0	0%
ALL OTHER	159	172	-13	-8%
AUTO THEFT	285	346	-61	-18%
TOTAL	1,822	1,958	-136	-7%



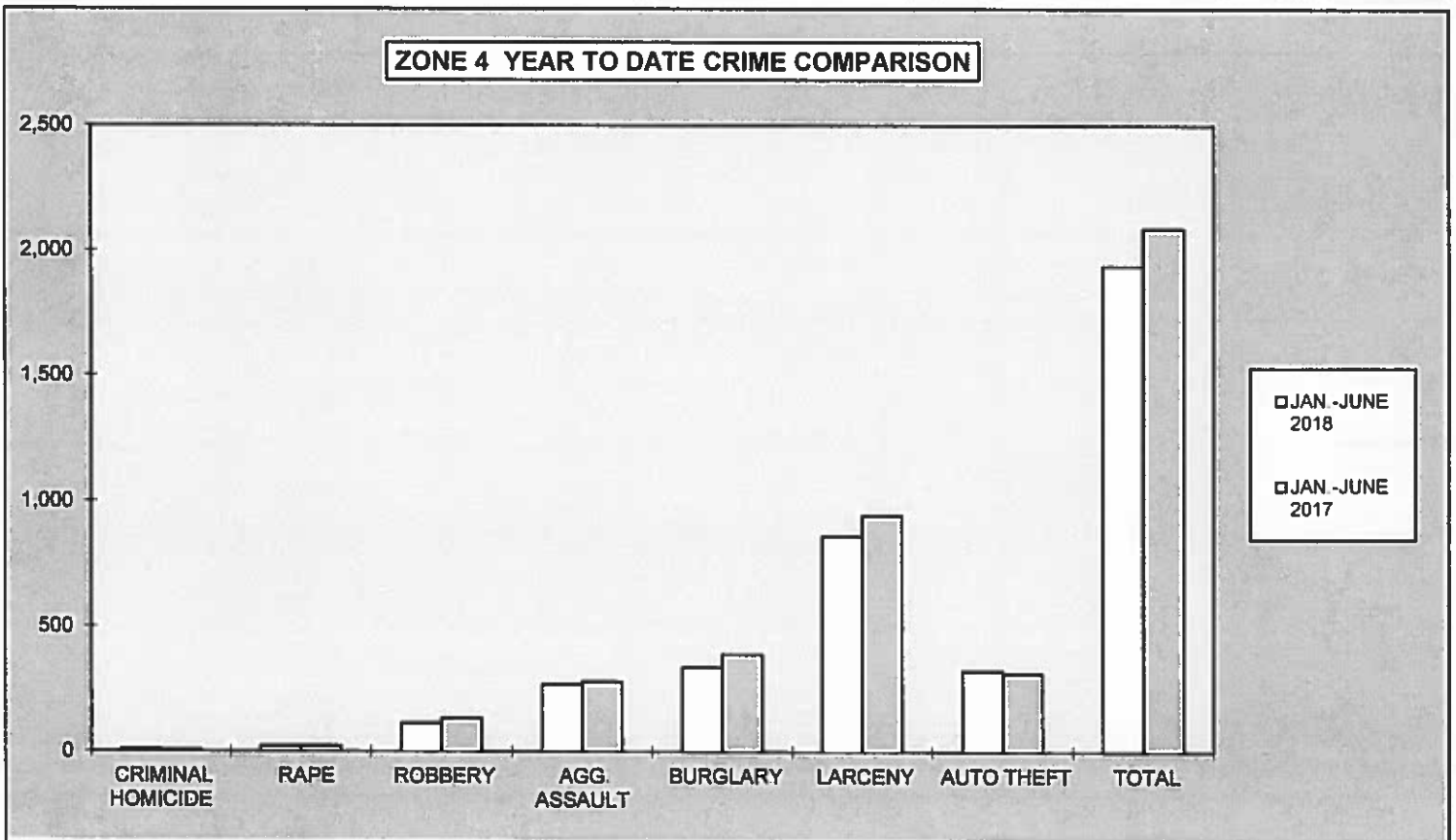
**2018
MONTHLY CRIME COMPARISON**

ZONE 4				
CRIME	JUNE 2018	JUNE 2017	# DIFFERENCE	% DIFFERENCE
CRIMINAL HOMICIDE	1	0	1	100%
RAPE	5	2	3	150%
ROBBERY	18	24	-6	-25%
AGG. ASSAULT	40	45	-5	-11%
BURGLARY	58	60	-2	-3%
RESIDENCE	45	44	1	2%
NON-RESIDENCE	13	16	-3	-19%
LARCENY	172	167	5	3%
POCKETPICKING	0	0	0	0%
PURSE SNATCHING	3	8	-5	-63%
SHOPLIFTING	17	23	-6	-26%
FROM MOTOR VEHICLES	85	87	-2	-2%
MOTOR VEH. PARTS/ACCESSORIES	13	7	6	86%
BICYCLES	0	0	0	0%
FROM BUILDINGS	12	5	7	140%
FROM COIN OPERATED MACHINES	1	0	1	100%
ALL OTHER	41	37	4	11%
AUTO THEFT	51	62	-11	-18%
TOTAL	345	360	-15	-4%



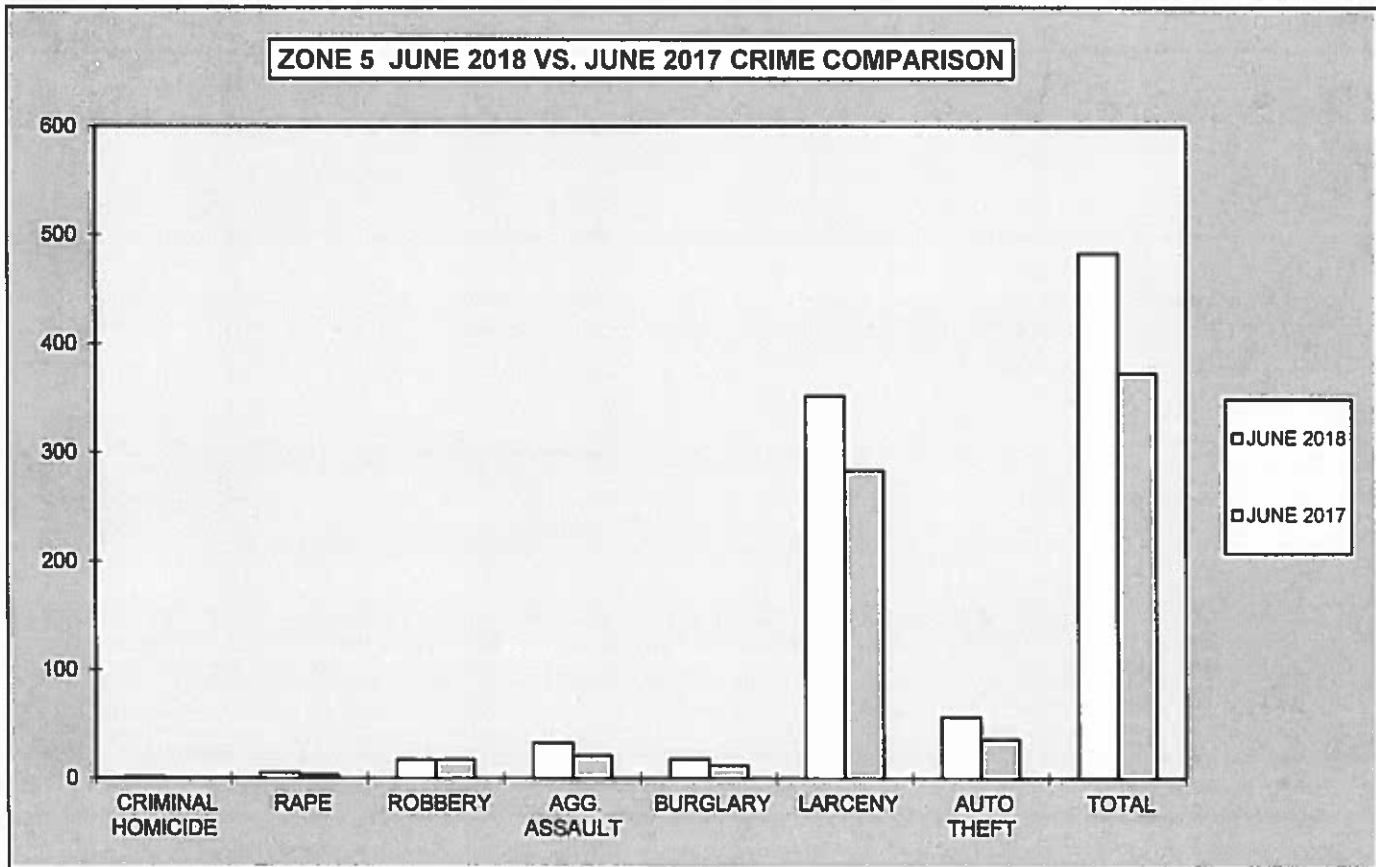
**2018
YEAR TO DATE CRIME COMPARISON**

ZONE 4				
CRIME	JAN.-JUNE 2018	JAN.-JUNE 2017	# DIFFERENCE	% DIFFERENCE
CRIMINAL HOMICIDE	10	6	4	67%
RAPE	21	21	0	0%
ROBBERY	114	133	-19	-14%
AGG. ASSAULT	269	280	-11	-4%
BURGLARY	338	390	-52	-13%
RESIDENCE	259	309	-50	-16%
NON-RESIDENCE	79	81	-2	-2%
LARCENY	860	944	-84	-9%
POCKETPICKING	3	3	0	0%
PURSE SNATCHING	13	22	-9	-41%
SHOPLIFTING	126	138	-12	-9%
FROM MOTOR VEHICLES	426	464	-38	-8%
MOTOR VEH. PARTS/ACCESSORIES	66	58	8	14%
BICYCLES	5	7	-2	-29%
FROM BUILDINGS	65	70	-5	-7%
FROM COIN OPERATED MACHINES	1	1	0	0%
ALL OTHER	155	181	-26	-14%
AUTO THEFT	325	314	11	4%
TOTAL	1,937	2,088	-151	-7%



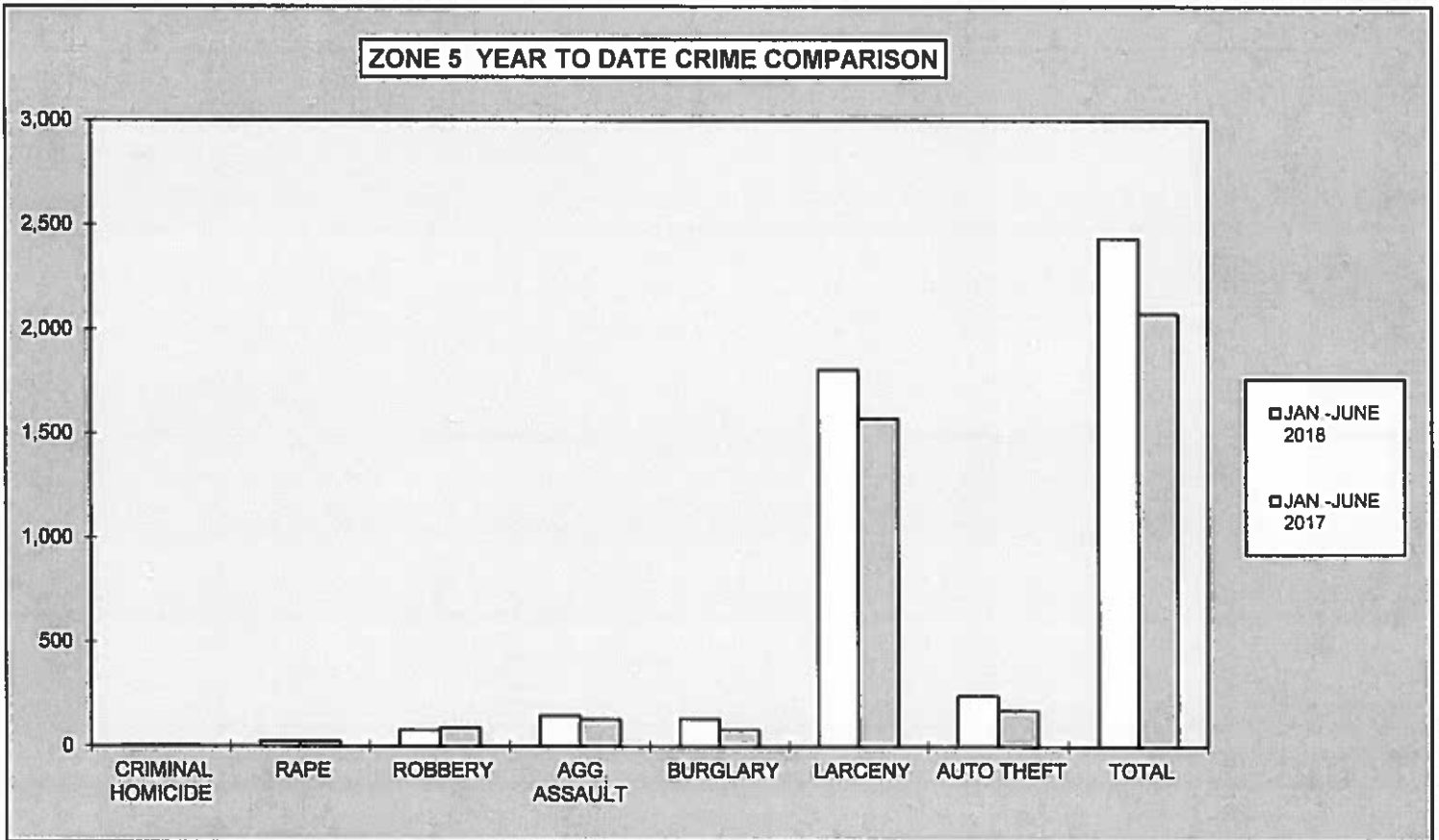
**2018
MONTHLY CRIME COMPARISON**

ZONE 5				
CRIME	JUNE 2018	JUNE 2017	# DIFFERENCE	% DIFFERENCE
CRIMINAL HOMICIDE	1	0	1	100%
RAPE	5	3	2	67%
ROBBERY	17	17	0	0%
AGG. ASSAULT	33	21	12	57%
BURGLARY	18	12	6	50%
RESIDENCE	5	3	2	67%
NON-RESIDENCE	13	9	4	44%
LARCENY	352	284	68	24%
POCKETPICKING	1	1	0	0%
PURSE SNATCHING	7	3	4	133%
SHOPLIFTING	22	26	-4	-15%
FROM MOTOR VEHICLES	222	176	46	26%
MOTOR VEH. PARTS/ACCESSORIES	12	12	0	0%
BICYCLES	10	2	8	400%
FROM BUILDINGS	49	35	14	40%
FROM COIN OPERATED MACHINES	0	0	0	0%
ALL OTHER	29	29	0	0%
AUTO THEFT	57	36	21	58%
TOTAL	483	373	110	29%



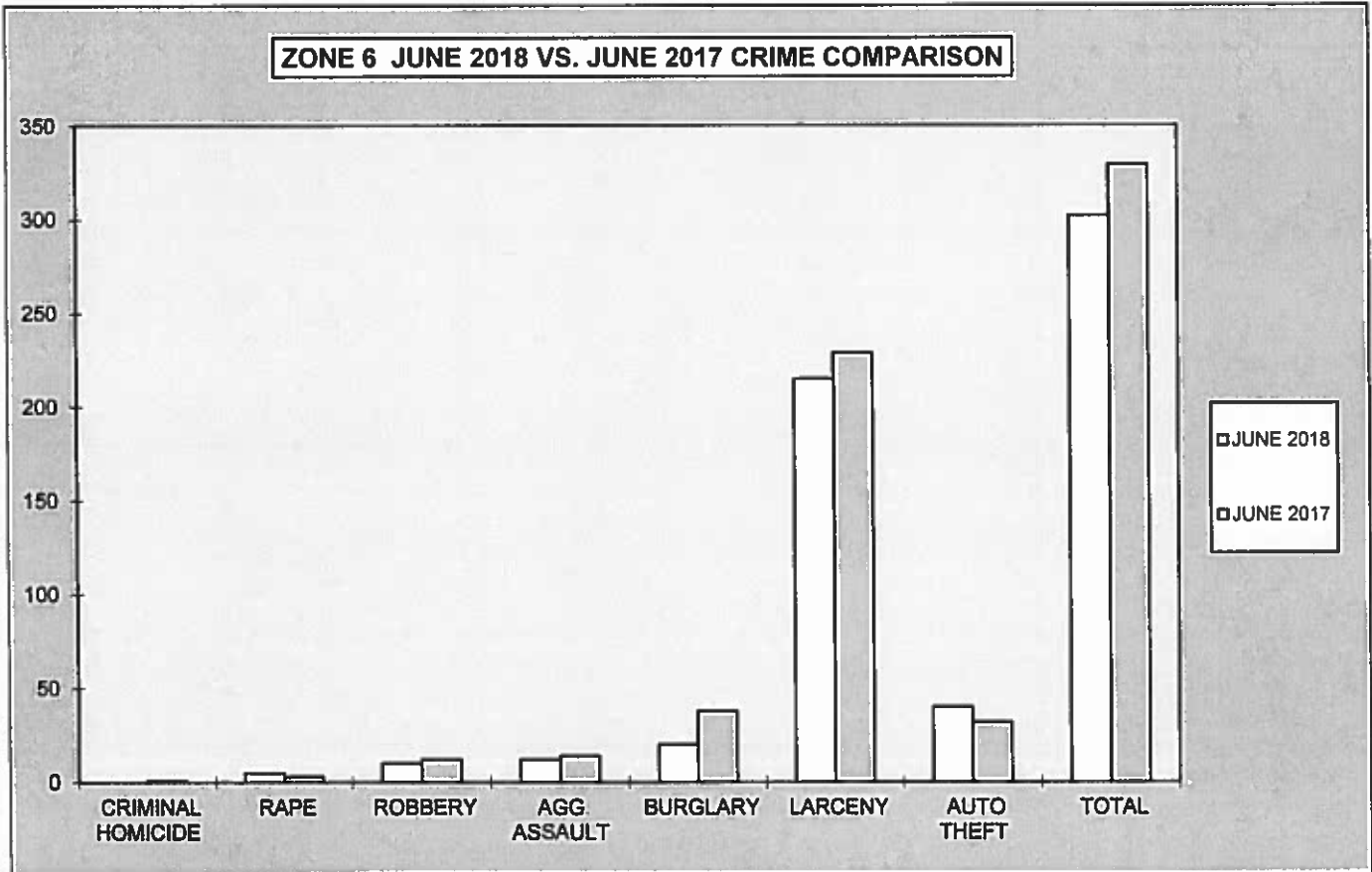
**2018
YEAR TO DATE CRIME COMPARISON**

ZONE 5				
CRIME	JAN -JUNE 2018	JAN -JUNE 2017	# DIFFERENCE	% DIFFERENCE
CRIMINAL HOMICIDE	3	5	-2	-40%
RAPE	24	24	0	0%
ROBBERY	77	89	-12	-13%
AGG. ASSAULT	147	129	18	14%
BURGLARY	133	81	52	64%
RESIDENCE	82	38	44	116%
NON-RESIDENCE	51	43	8	19%
LARCENY	1,807	1,572	235	15%
POCKETPICKING	8	10	-2	-20%
PURSE SNATCHING	28	25	3	12%
SHOPLIFTING	129	139	-10	-7%
FROM MOTOR VEHICLES	1,197	952	245	26%
MOTOR VEH. PARTS/ACCESSORIES	42	50	-8	-16%
BICYCLES	48	30	18	60%
FROM BUILDINGS	210	210	0	0%
FROM COIN OPERATED MACHINES	3	0	3	100%
ALL OTHER	142	156	-14	-9%
AUTO THEFT	243	174	69	40%
TOTAL	2,434	2,074	360	17%



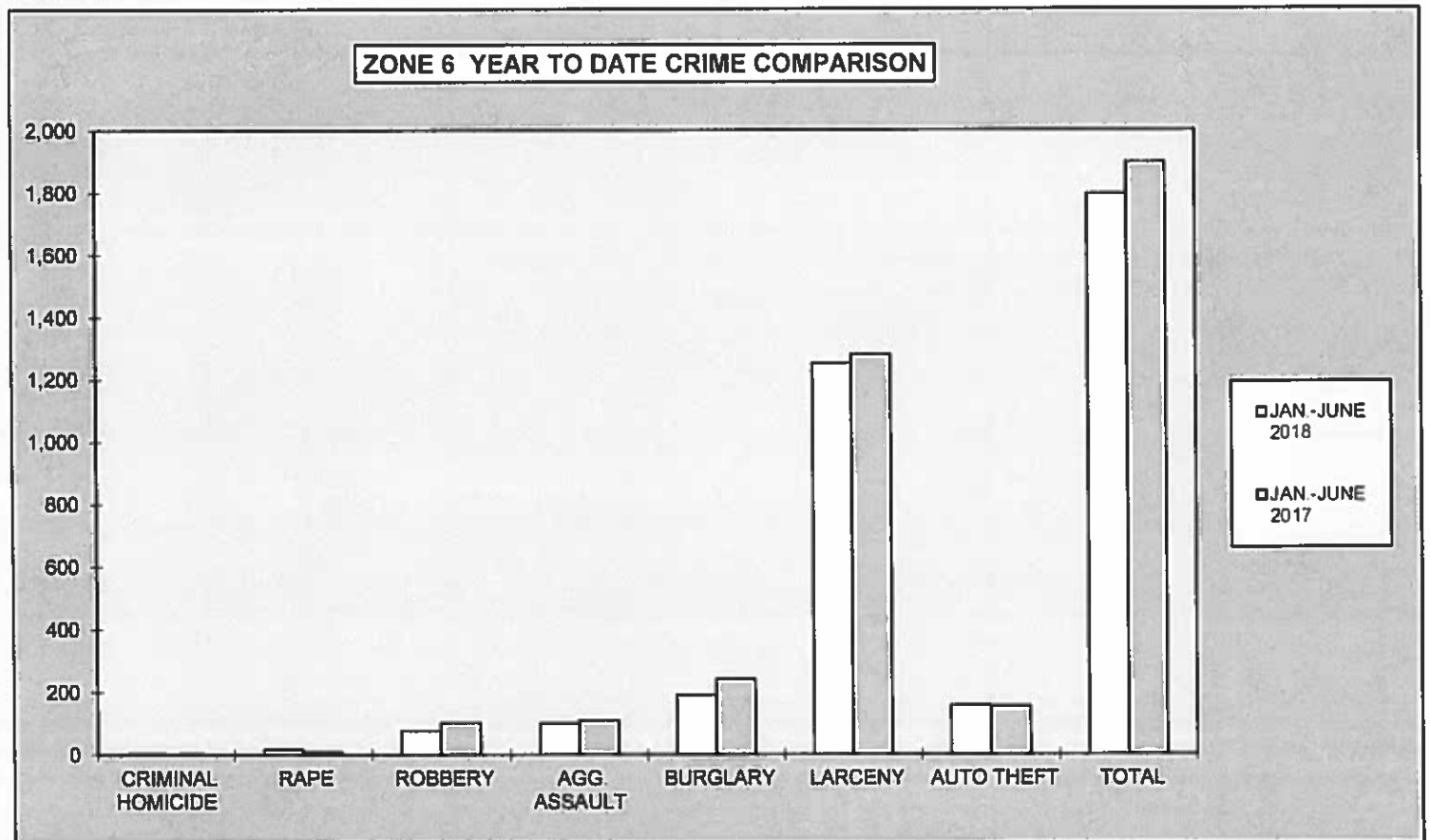
**2018
MONTHLY CRIME COMPARISON**

ZONE 6					
CRIME	JUNE 2018	JUNE 2017	# DIFFERENCE	% DIFFERENCE	
CRIMINAL HOMICIDE	0	1	-1	-100%	
RAPE	5	3	2	67%	
ROBBERY	10	12	-2	-17%	
AGG. ASSAULT	12	14	-2	-14%	
BURGLARY	20	38	-18	-47%	
RESIDENCE	9	29	-20	-69%	
NON-RESIDENCE	11	9	2	22%	
LARCENY	215	229	-14	-6%	
POCKETPICKING	1	0	1	100%	
PURSE SNATCHING	3	2	1	50%	
SHOPLIFTING	35	42	-7	-17%	
FROM MOTOR VEHICLES	119	126	-7	-6%	
MOTOR VEH. PARTS/ACCESSORIES	8	11	-3	-27%	
BICYCLES	13	8	5	63%	
FROM BUILDINGS	11	5	6	120%	
FROM COIN OPERATED MACHINES	0	0	0	0%	
ALL OTHER	25	35	-10	-29%	
AUTO THEFT	40	32	8	25%	
TOTAL	302	329	-27	-8%	



**2018
YEAR TO DATE CRIME COMPARISON**

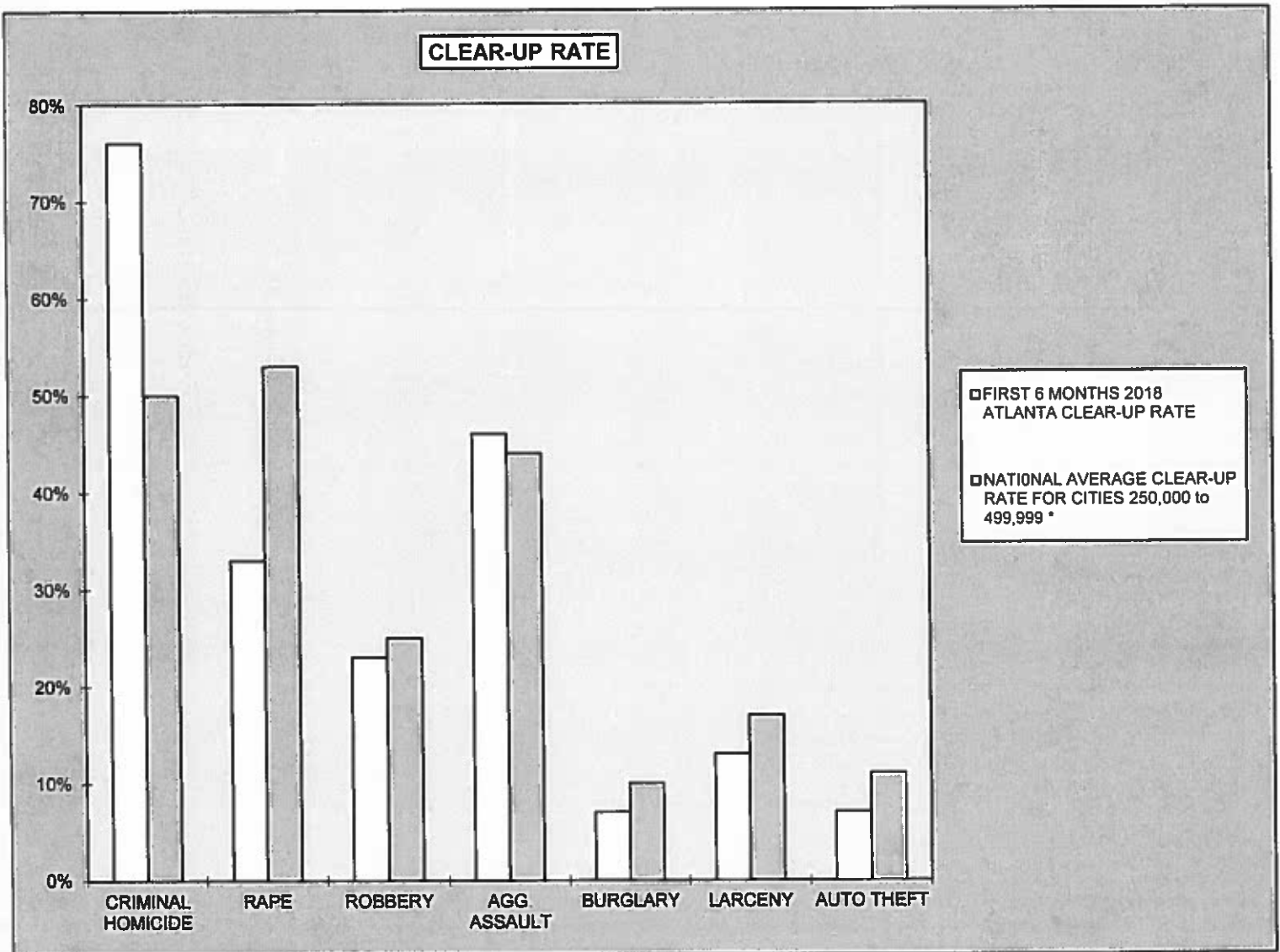
ZONE 6				
CRIME	JAN - JUNE 2018	JAN - JUNE 2017	# DIFFERENCE	% DIFFERENCE
CRIMINAL HOMICIDE	3	2	1	50%
RAPE	17	8	9	113%
ROBBERY	76	102	-26	-25%
AGG. ASSAULT	100	110	-10	-9%
BURGLARY	190	241	-51	-21%
RESIDENCE	146	179	-33	-18%
NON-RESIDENCE	44	62	-18	-29%
LARCENY	1,251	1,279	-28	-2%
POCKETPICKING	3	4	-1	-25%
PURSE SNATCHING	8	10	-2	-20%
SHOPLIFTING	220	237	-17	-7%
FROM MOTOR VEHICLES	734	732	2	0%
MOTOR VEH. PARTS/ACCESSORIES	38	35	3	9%
BICYCLES	45	42	3	7%
FROM BUILDINGS	65	55	10	18%
FROM COIN OPERATED MACHINES	1	1	0	0%
ALL OTHER	137	163	-26	-16%
AUTO THEFT	157	154	3	2%
TOTAL	1,794	1,896	-102	-5%



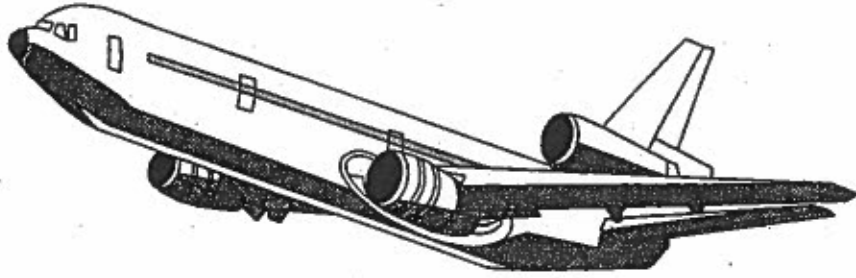
**2018
CRIME COMPARISON
CLEAR-UP RATE**

CRIME	FIRST 6 MONTHS 2018 ATLANTA CLEAR-UP RATE	NATIONAL AVERAGE CLEAR-UP RATE FOR CITIES 250,000 to 499,999 *
CRIMINAL HOMICIDE	76%	50%
RAPE	33%	53%
ROBBERY	23%	25%
AGG. ASSAULT	46%	44%
BURGLARY	7%	10%
LARCENY	13%	17%
AUTO THEFT	7%	11%

* National Average for Cities 250,000 to 499,999 Based on Latest Annual (2016) FBI Uniform Crime Report



APD



The Atlanta Airport
UNIFORM CRIME REPORTING



JUNE 2018

SUPPORT SERVICES DIVISION
INFORMATION SERVICES SECTION

RETURN A - MONTHLY RETURN OF OFFENSES KNOWN TO THE POLICE

1-720b (Rev. 8-30-94)
OMB No. 110-0001

This report is authorized by law Title 28, Section 534, U. S. Code. While you are not required to respond, your cooperation in forwarding this report by the 7th day after the close of the month to Uniform Crime Reports, Federal Bureau of Investigation, Washington, D.C. 20535, will assist in compiling comprehensive, accurate national crime figures on a timely basis.

1		2	3	4	5	6
CLASSIFICATION OF OFFENSES		OFFENSES REPORTED OR KNOWN TO POLICE (INCLUDE "UNFOUNDED" AND ATTEMPTS)	UNFOUNDED, I.E. FALSE OR BASELESS COMPLAINTS	NUMBER OF ACTUAL OFFENSES (COLUMN 2 MINUS COLUMN 3) INCLUDE ATTEMPTS	TOTAL OFFENSES CLEARED BY ARREST OR EXCEPTIONAL MEANS (INCLUDES COL. 6)	NUMBER OF CLEARANCES INVOLVING ONLY PERSONS UNDER 18 YEARS OF AGE
1. CRIMINAL HOMICIDE						
a. MURDER AND NONNEGLIGENT HOMICIDE	11	0	0	0	0	0
b. MANSLAUGHTER BY NEGLIGENCE	12					
2. FORCIBLE RAPE TOTAL	20	0	0	0	0	0
a. Rape by Force	21	0	0	0	0	0
b. Attempts to commit Forcible Rape	22	0	0	0	0	0
3. ROBBERY TOTAL	30	0	0	0	0	0
a. Firearm	31	0	0	0	0	0
b. Knife or Cutting Instrument	32	0	0	0	0	0
c. Other Dangerous Weapon	33	0	0	0	0	0
d. Strong-Arm (Hands, Fists, Feet, etc.)	34	0	0	0	0	0
4. ASSAULT TOTAL	40	2	0	2	1	0
a. Firearm	41	0	0	0	0	0
b. Knife or cutting instrument	42	0	0	0	0	0
c. Other Dangerous Weapon	43	0	0	0	0	0
d. Strong-Arm	44	0	0	0	0	0
e. Other Assaults - Simple, Not Aggravated	45	2	0	2	1	0
5. BURGLARY TOTAL	50	0	0	0	0	0
a. Forcible Entry	51	0	0	0	0	0
b. Unlawful Entry - No Force	52	0	0	0	0	0
c. Attempted Forcible Entry	53	0	0	0	0	0
6. LARCENY THEFT TOTAL (except Motor Vehicle Theft)	60	15	0	15	1	0
7. MOTOR VEHICLE THEFT TOTAL	70	3	0	3	0	0
a. Autos	71	3	0	3	0	0
b. Trucks and Buses	72	0	0	0	0	0
c. Other Vehicles	73	0	0	0	0	0
GRAND TOTAL	77	20	0	20	2	0

CHECKING ANY OF THE APPROPRIATE BLOCKS BELOW WILL ELIMINATE YOUR NEED TO SUBMIT REPORTS WHEN THE VALUES ARE ZERO. THIS WILL ALSO AID THE NATIONAL PROGRAM IN ITS QUALITY CONTROL EFFORTS.

NO SUPPLEMENTARY HOMICIDE REPORT SUBMITTED SINCE NO MURDERS, JUSTIFIABLE HOMICIDES, OR MANSLAUGHTER BY NEGLIGENCE OCCURRED IN THIS JURISDICTION DURING THE MONTH.

NO SUPPLEMENT TO RETURN A REPORT SINCE NO CRIME OFFENSES OR RECOVERY OF PROPERTY REPORTED DURING THE MONTH.

NO LAW ENFORCEMENT OFFICERS KILLED OR ASSAULTED REPORT SINCE NONE OF THE OFFICERS WERE ASSAULTED OR KILLED DURING THE MONTH.

NO AGE, SEX, AND RACE OF PERSONS ARRESTED UNDER 18 YEARS OF AGE REPORT SINCE NO ARRESTS OF PERSONS WITHIN THIS AGE GROUP.

NO AGE, SEX, AND RACE OF PERSONS ARRESTED 18 YEARS OF AGE AND OVER REPORT SINCE NO ARRESTS OF PERSONS WITHIN THIS AGE GROUP.

NO MONTHLY RETURN OF ARSON OFFENSES KNOWN TO LAW ENFORCEMENT REPORT SINCE NO ARSONS OCCURRED.

DO NOT USE THIS SPACE

INITIALS

RECORDED

EDITED

ENTERED

ADJUSTED

TURNED

* TOTALS INCLUDE PREVIOUS OFFENSES

JUNE 2018

Month and Year of Report

GA 060240X

Agency Identifier

JULY 12, 2018

Date

ATLANTA AIRPORT POLICE - GEORGIA

Agency and State

[Signature]
Prepared By
J. SHIELDS

LIEUTENANT
Title

CHIEF

Chief, Commissioner, Sheriff, or Superintendent

PROPERTY STOLEN BY CLASSIFICATION

CLASSIFICATION	Number of Actual (Column 4)	Offenses Return A)	Monetary Value of Property Stolen
1. MURDER AND NONNEGLIGENT MANSLAUGHTER	12	0	\$ 0.00
2. FORCIBLE RAPE	20	0	\$ 0.00
3. ROBBERY			
(a) HIGHWAY (streets, alleys, etc.)	31	0	0.00
(b) COMMERCIAL HOUSE (except c, d, and f)	32	0	0.00
(c) GAS OR SERVICE STATION	33	0	0.00
(d) CONVENIENCE STORE	34	0	0.00
(e) RESIDENCE (anywhere on premises)	35	0	0.00
(f) BANK	36	0	0.00
(g) MISCELLANEOUS	37	0	0.00
TOTAL ROBBERY	30	0	\$ 0.00
5. BURGLARY - BREAKING OR ENTERING			
(a) RESIDENCE (dwelling)			
(1) NIGHT (6 p.m. - 6 a.m.)	51	0	0.00
(2) DAY (6 a.m. - 6 p.m.)	52	0	0.00
(3) UNKNOWN	53	0	0.00
(b) NON-RESIDENCE (store, office, etc.)			
(1) NIGHT (6 p.m. - 6 a.m.)	54	0	0.00
(2) DAY (6 a.m. - 6 p.m.)	55	0	0.00
(3) UNKNOWN	56	0	0.00
TOTAL BURGLARY	50	0	\$ 0.00
6. LARCENY - THEFT (Except Motor Vehicle Theft)			
(a) \$200 AND OVER	61	4	2,195.00
(b) \$50 TO \$200	62	4	564.00
(c) UNDER \$50	63	7	18.00
TOTAL LARCENY (Same as Item 6X)	60	15	\$ 2,777.00
7. MOTOR VEHICLE THEFT (Include Alleged Joy Ride)	70	3	\$ 58,000.00
GRAND TOTAL - ALL ITEMS	77	18	\$ 60,777.00
ADDITIONAL ANALYSIS OF LARCENY AND MOTOR VEHICLE THEFT			
6X. NATURE OF LARCENIES UNDER ITEM 6			
(a) POCKET-PICKING	81	0	0.00
(b) PURSE-SNATCHING	82	0	0.00
(c) SHOPLIFTING	83	2	418.00
(d) FROM MOTOR VEHICLES (except e)	84	0	0.00
(e) MOTOR VEHICLE PARTS AND ACCESSORIES	85	0	0.00
(f) BICYCLES	86	0	0.00
(g) FROM BUILDING (except c and h)	87	5	587.00
(h) FROM ANY COIN-OPERATED MACHINES (parking meters, etc.)	88	0	0.00
(i) ALL OTHER	89	8	1,772.00
TOTAL LARCENIES (Same as Item 6)	80	15	\$ 2,777.00
7X. MOTOR VEHICLES RECOVERED			
(a) STOLEN LOCALLY AND RECOVERED LOCALLY	91	0	
(b) STOLEN LOCALLY AND RECOVERED BY OTHER JURISDICTIONS	92	0	
(c) TOTAL LOCALLY STOLEN MOTOR VEHICLES RECOVERED (a & b)	93	0	
(d) STOLEN IN OTHER JURISDICTIONS AND RECOVERED LOCALLY	90	1	

ATLANTA AIRPORT POLICE
 AGE, SEX, AND RACE OF PERSONS ARRESTED
 16 YEARS OF AGE AND UNDER

MONTH JUNE

YEAR 2018

CLASSIFICATION OF OFFENSES	SEX	AGE						RACE					ETHNIC		
		09	1012	1314	15	16	TOTAL	White	Black	Native Amer.	Asian/Pacific	Whi Hispanic	Blck Hispanic		
Murder/Nonnegligent Manslaughter	M						0								
	F						0								
Manslaughter by Negligence	M						0								
	F						0								
Forcible Rape	M						0								
	F						0								
Robbery	M						0								
	F						0								
Aggravated Assault	M						0								
	F						0								
Burglary- Breaking or Entering	M						0								
	F						0								
Larceny - Theft (except Motor Vehicle Theft)	M						0								
	F						0								
Motor Vehicle Theft	M						0								
	F						0								
Other Assaults	M						0								
	F						0								
Arson	M						0								
	F						0								
Forgery and Counterfeiting	M						0								
	F						0								
Fraud	M						0								
	F						0								
Embezzlement	M						0								
	F						0								
Stolen Property; Buying, Receiving, Possessing	M						0								
	F						0								
Vandalism	M						0								
	F						0								
Weapons	M						0								
	F						0								
Prostitution and Commercialized Vice	M						0								
	F						0								

ATLANTA AIRPORT POLICE
AGE, SEX, AND RACE OF PERSONS ARRESTED
16 YEARS OF AGE AND UNDER

CLASSIFICATION OF OFFENSES	SEX	AGE						RACE				ETHNIC										
		0 9		10 12		13 14		15		16		TOTAL		White	Black	Native Amer.	Asian/Pacific	Whl. Hispanic	Blck Hispanic			
17 Sex Offenses (except Rape and Prostitution)	M																					
	F																					
18 Drug Abuse Violations Grand Total	M	0	0	0	0	0	0	0	0	0	0	0	0	0	0	0	0	0	0	0		
	F	0	0	0	0	0	0	0	0	0	0	0	0	0	0	0	0	0	0	0	0	
180 (1) Sale/Manufacturing Subtotal	M	0	0	0	0	0	0	0	0	0	0	0	0	0	0	0	0	0	0	0		
	F	0	0	0	0	0	0	0	0	0	0	0	0	0	0	0	0	0	0	0	0	
a Opium or Cocaine and their Derivatives	M																					
	F																					
b Marijuana	M																					
	F																					
c Synthetic Narcotics	M																					
	F																					
d Other Dangerous Non-Narcotic Drugs	M																					
	F																					
185 (2) Possession Subtotal	M	0	0	0	0	0	0	0	0	0	0	0	0	0	0	0	0	0	0	0	0	
	F	0	0	0	0	0	0	0	0	0	0	0	0	0	0	0	0	0	0	0	0	0
e Opium or Cocaine and their Derivatives	M																					
	F																					
f Marijuana	M																					
	F																					
g Synthetic Narcotics	M																					
	F																					
h Other Dangerous Non-Narcotic Drugs	M																					
	F																					
19 Gambling Total	M	0	0	0	0	0	0	0	0	0	0	0	0	0	0	0	0	0	0	0	0	0
	F	0	0	0	0	0	0	0	0	0	0	0	0	0	0	0	0	0	0	0	0	0
a Bookmaking	M																					
	F																					
b Numbers and Lottery	M																					
	F																					
c All Other Gambling	M																					
	F																					
20 Offenses Against Family and Children	M																					
	F																					

ATLANTA AIRPORT POLICE
 AGE, SEX, AND RACE OF PERSONS ARRESTED
 16 YEARS OF AGE AND UNDER

MONTH JUNE
 YEAR 2018

CLASSIFICATION OF OFFENSES	SEX	AGE						RACE				ETHNIC								
		0 9		10 12		13 14		15		16		TOTAL		White	Black	Native Amer.	Asian/Pacific	Whi. Hispanic	Blck Hispanic	
21 Driving Under the Influence	M																			
	F																			
22 Liquor Laws	M																			
	F																			
23 Drunkenness	M																			
	F																			
24 Disorderly Conduct	M																			
	F																			
25 Vagrancy	M																			
	F																			
26 All Other Offenses (except Traffic)	M																			
	F																			
27 Suspicion	M																			
	F																			
28 Curfew and Loitering	M																			
	F																			
29 Run-Aways	M																			
	F																			
Total		0	0	0	0	0	0	0	0	0	0	0	0	0	0	0	0	0	0	0

JUNE 2018
 Month and Year of Report

GA 060240X
 Agency Identifier

JULY 13, 2018
 Date

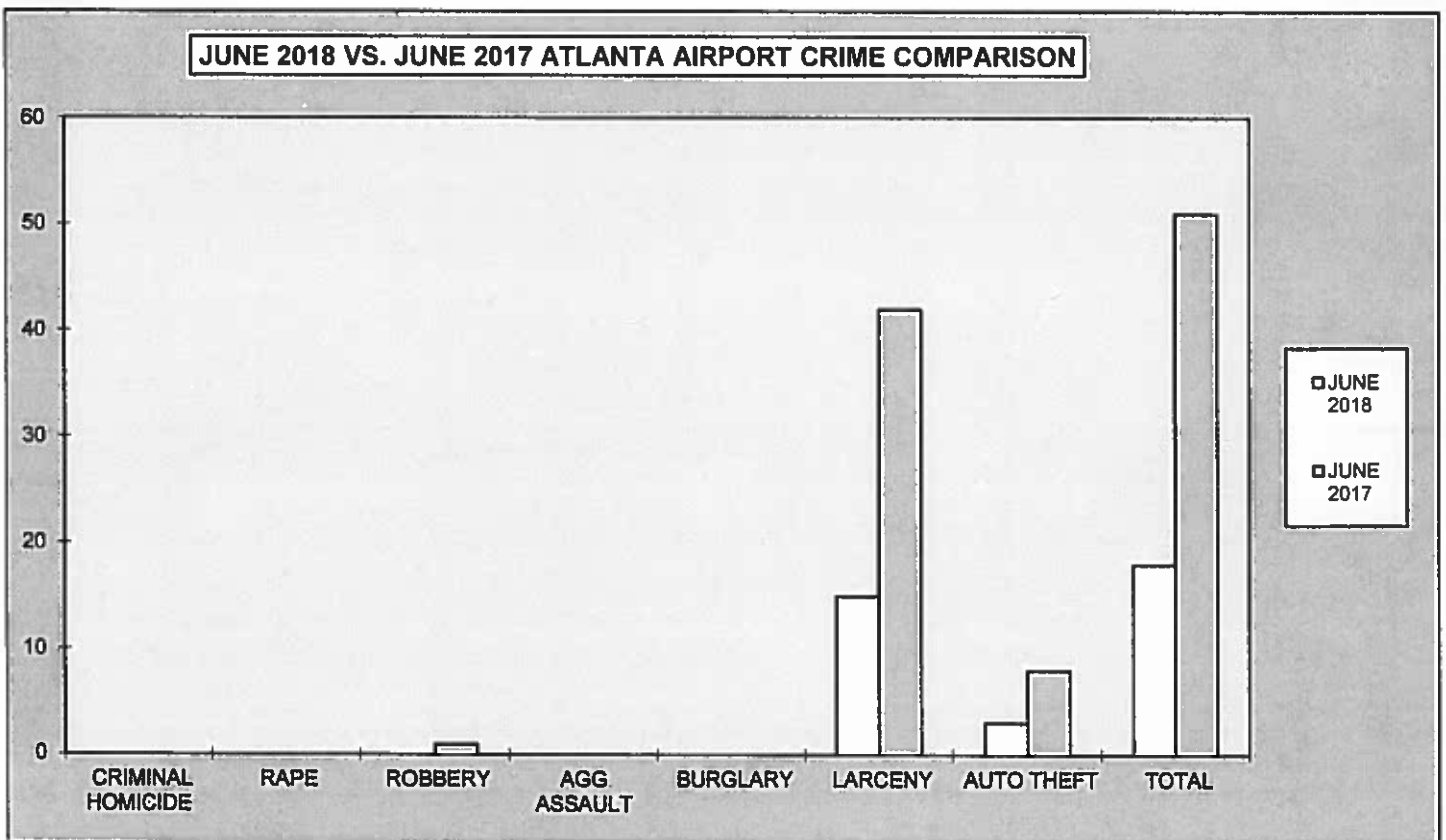
LIEUTENANT
 Prepared By

ATLANTA AIRPORT POLICE - GEORGIA
 Agency and State

CHIEF
 Chief, Commissioner, Sheriff, or Superintendent

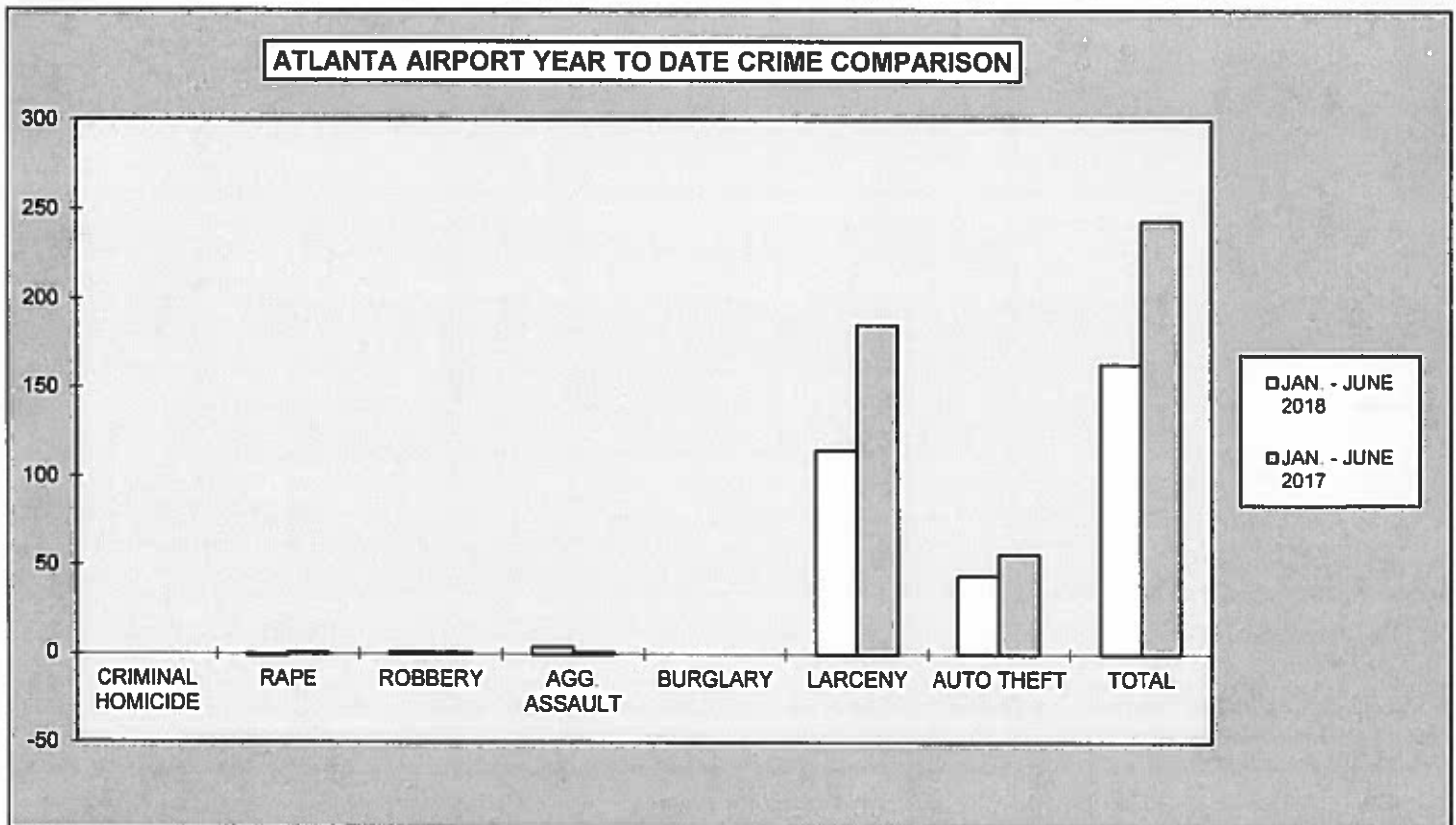
**2018
ATLANTA AIRPORT
MONTHLY CRIME COMPARISON**

CRIME	JUNE 2018	JUNE 2017	# DIFFERENCE	% DIFFERENCE
CRIMINAL HOMICIDE	0	0	0	0%
RAPE	0	0	0	0%
ROBBERY	0	1	-1	-100%
AGG. ASSAULT	0	0	0	0%
BURGLARY	0	0	0	0%
RESIDENCE	0	0	0	0%
NON-RESIDENCE	0	0	0	0%
LARCENY	15	42	-27	-64%
POCKETPICKING	0	0	0	0%
PURSE SNATCHING	0	1	-1	-100%
SHOPLIFTING	2	3	-1	-33%
FROM MOTOR VEHICLES	0	3	-3	-100%
MOTOR VEH. PARTS/ACCESSORIES	0	2	-2	-100%
BICYCLES	0	0	0	0%
FROM BUILDINGS	5	7	-2	-29%
FROM COIN OPERATED MACHINES	0	0	0	0%
ALL OTHER	8	26	-18	-69%
AUTO THEFT	3	8	-5	-63%
TOTAL	18	51	-33	-65%



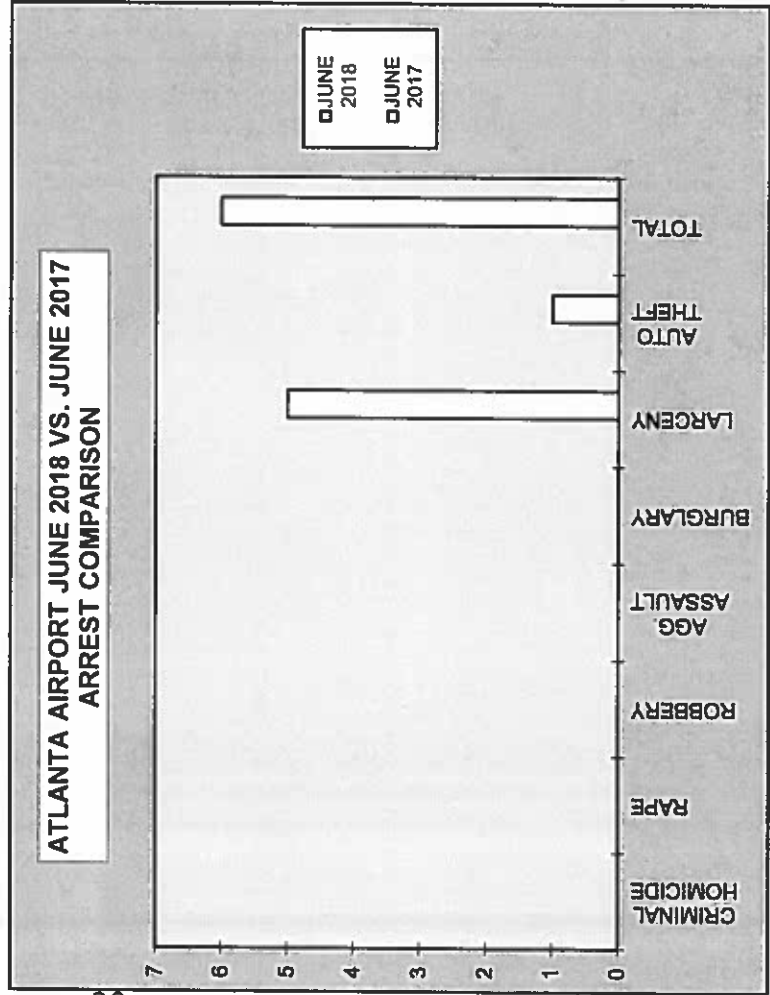
**2018
ATLANTA AIRPORT
YEAR TO DATE CRIME COMPARISON**

FIRST 6 MONTHS				
CRIME	JAN. - JUNE 2018	JAN. - JUNE 2017	# DIFFERENCE	% DIFFERENCE
CRIMINAL HOMICIDE	0	0	0	0%
RAPE	-1	1	-2	-200%
ROBBERY	1	1	0	0%
AGG. ASSAULT	4	1	3	300%
BURGLARY	0	0	0	0%
RESIDENCE	0	0	0	0%
NON-RESIDENCE	0	0	0	0%
LARCENY	115	185	-70	-38%
POCKETPICKING	0	1	-1	-100%
PURSE SNATCHING	0	1	-1	-100%
SHOPLIFTING	6	17	-11	-65%
FROM MOTOR VEHICLES	12	13	-1	-8%
MOTOR VEH. PARTS/ACCESSORIES	4	7	-3	-43%
BICYCLES	0	1	-1	-100%
FROM BUILDINGS	32	26	6	23%
FROM COIN OPERATED MACHINES	0	0	0	0%
ALL OTHER	61	119	-58	-49%
AUTO THEFT	44	56	-12	-21%
TOTAL	163	244	-81	-33%

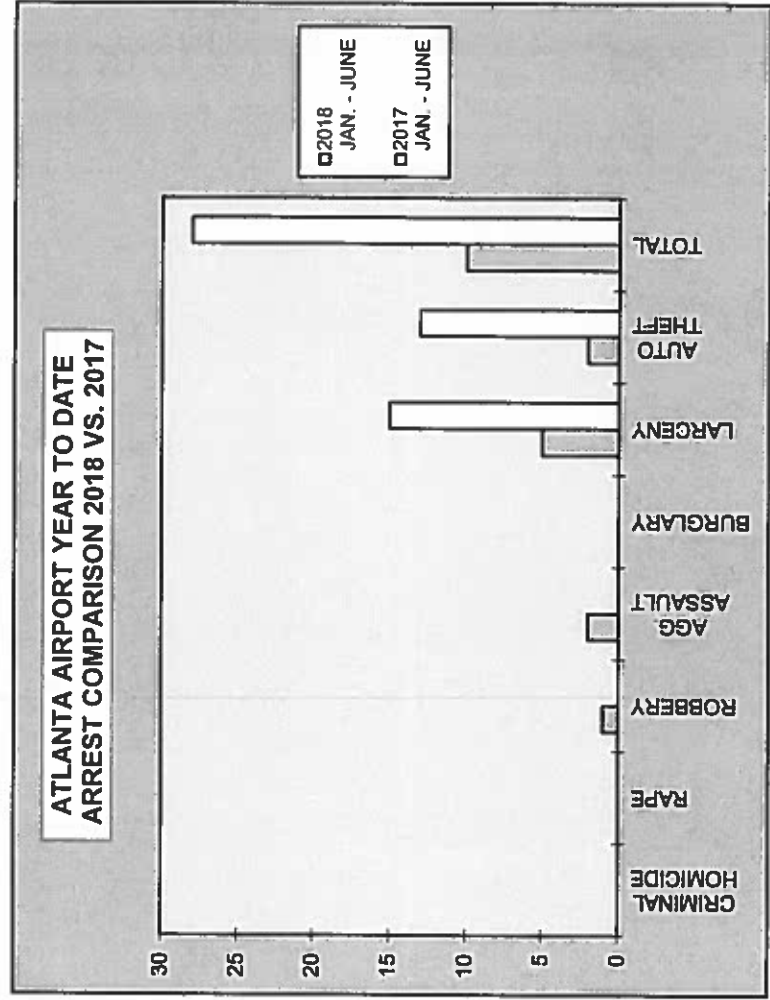


**2018
ATLANTA AIRPORT
ARREST COMPARISON**

JUNE ARREST COMPARISON				
CRIME	JUNE 2018	JUNE 2017	# DIFFERENCE	% DIFFERENCE
CRIMINAL HOMICIDE	0	0	0	0%
RAPE	0	0	0	0%
ROBBERY	0	0	0	0%
AGG. ASSAULT	0	0	0	0%
BURGLARY	0	0	0	0%
LARCENY	0	5	-5	-100%
AUTO THEFT	0	1	-1	-100%
TOTAL	0	6	-6	-100%



FIRST 6 MONTHS ARREST COMPARISON				
CRIME	2018 JAN. - JUNE	2017 JAN. - JUNE	# DIFFERENCE	% DIFFERENCE
CRIMINAL HOMICIDE	0	0	0	0%
RAPE	0	0	0	0%
ROBBERY	1	0	1	100%
AGG. ASSAULT	2	0	2	100%
BURGLARY	0	0	0	0%
LARCENY	5	15	-10	-67%
AUTO THEFT	2	13	-11	-85%
TOTAL	10	28	-18	-64%



**2018
ATLANTA AIRPORT
CLEAR-UP RATE**

CRIME	ATLANTA AIRPORT JUNE 2018 CLEAR-UP RATE	ATLANTA AIRPORT JUNE 2017 CLEAR-UP RATE
CRIMINAL HOMICIDE	0%	0%
RAPE	0%	0%
ROBBERY	0%	0%
AGG. ASSAULT	0%	0%
BURGLARY	0%	0%
LARCENY	7%	12%
AUTO THEFT	0%	13%

