

FBI UNIFORM CRIME REPORTING

ATLANTA POLICE DEPARTMENT

226 PEACHTREE STREET, SW

ATLANTA, GEORGIA 30303



JULY 2018

SUPPORT SERVICES DIVISION
INFORMATION SERVICES SECTION

TABLE OF CONTENTS

	Page
U. C. R. COMPARATIVE CRIME REPORT -----	1
RETURN A - MONTHLY RETURN OF OFFENSES KNOWN TO THE POLICE -----	2
PROPERTY STOLEN BY CLASSIFICATION -----	3
	3a
LAW ENFORCEMENT OFFICERS KILLED OR ASSAULTED -----	4
MONTHLY RETURN OF ARSON OFFENSES KNOWN TO LAW ENFORCEMENT -----	5
POLICE DISPOSITION OF JUVENILES -----	6
SUPPLEMENTARY HOMICIDE REPORT -----	7
	7a
SEX AND RACE OF PERSONS ARRESTED -----	8
	8a-8e
HOMICIDE COMPARISON REPORT -----	9
HOMICIDE BREAKDOWN REPORT -----	10
SEVEN MAJOR CRIMES - MONTHLY CRIME COMPARISON -----	11
SEVEN MAJOR CRIMES - YEAR TO DATE CRIME COMPARISON -----	12
SEVEN MAJOR CRIMES ARREST MONTHLY AND YEAR TO DATE COMPARISON -----	13
CRIMES AGAINST PERSONS MONTHLY AND YEAR TO DATE COMPARISON -----	14
CRIMES AGAINST PROPERTY MONTHLY AND YEAR TO DATE COMPARISON -----	15
CRIMES AGAINST PERSONS & PROPERTY MONTHLY COMPARISON BY ZONES -----	16
CRIMES AGAINST PERSONS & PROPERTY YEAR TO DATE COMPARISON BY ZONES -----	17
SEVEN MAJOR CRIMES MONTHLY CRIME COMPARISON BY ZONES -----	18
SEVEN MAJOR CRIMES - YEAR TO DATE CRIME COMPARISON BY ZONES -----	19
SEVEN MAJOR CRIMES - MONTHLY CRIME COMPARISON - ZONE 1 -----	20
SEVEN MAJOR CRIMES - YEAR TO DATE CRIME COMPARISON - ZONE 1 -----	21
SEVEN MAJOR CRIMES - MONTHLY CRIME COMPARISON - ZONE 2 -----	22
SEVEN MAJOR CRIMES - YEAR TO DATE CRIME COMPARISON - ZONE 2 -----	23
SEVEN MAJOR CRIMES - MONTHLY CRIME COMPARISON - ZONE 3 -----	24
SEVEN MAJOR CRIMES - YEAR TO DATE CRIME COMPARISON - ZONE 3 -----	25
SEVEN MAJOR CRIMES - MONTHLY CRIME COMPARISON - ZONE 4 -----	26
SEVEN MAJOR CRIMES - YEAR TO DATE CRIME COMPARISON - ZONE 4 -----	27
SEVEN MAJOR CRIMES - MONTHLY CRIME COMPARISON - ZONE 5 -----	28
SEVEN MAJOR CRIMES - YEAR TO DATE CRIME COMPARISON - ZONE 5 -----	29
SEVEN MAJOR CRIMES - MONTHLY CRIME COMPARISON - ZONE 6 -----	30
SEVEN MAJOR CRIMES - YEAR TO DATE CRIME COMPARISON - ZONE 6 -----	31
CLEAR-UP RATE COMPARISON -----	32
ATLANTA AIRPORT -----	33
RETURN A - MONTHLY RETURN OF OFFENSES KNOWN TO THE POLICE -----	34
PROPERTY STOLEN BY CLASSIFICATION -----	35
	35a
SEX AND RACE OF PERSONS ARRESTED -----	36
	36a-36e
SEVEN MAJOR CRIMES - MONTHLY CRIME COMPARISON -----	37
SEVEN MAJOR CRIMES - YEAR TO DATE CRIME COMPARISON -----	38
SEVEN MAJOR CRIMES ARREST MONTHLY AND YEAR TO DATE COMPARISON -----	39
CLEAR-UP RATE COMPARISON -----	40

JULY 2018
U.C.R. COMPARATIVE CRIME REPORT
SUPPORT SERVICES DIVISION
INFORMATION SERVICES SECTION

	JULY 2018		JULY 2017		COMPARATIVE ACTUAL	% CHANGE ACTUAL	COMPARATIVE CLEARED	% CHANGE CLEARED
	ACTUAL	CLEARED	ACTUAL	CLEARED				
MURDER	14	5	9	7	5	56%	-2	-29%
RAPE	23	2	25	5	-2	-8%	-3	-60%
ROBBERY	100	32	108	25	-8	-7%	7	28%
AGG. ASSAULT	222	94	289	148	-67	-23%	-54	-36%
BURGLARY - RESIDENCE	203		223		-20	-9%		
BURGLARY - NON-RESIDENCE	85	27	58	20	27	47%	7	35%
LARCENY - \$200 AND OVER	379		305		74	24%		
LARCENY - \$50 TO \$199	78	185	76	182	2	3%	3	2%
LARCENY - UNDER \$50	1,157		1,110		47	4%		
AUTO THEFT	288	26	329	18	-41	-12%	8	44%
TOTAL	2,549		2,532		17	1%		
AUTOS RECOVERED	82		55		27	49%		

	2018		2017		COMPARATIVE ACTUAL	% CHANGE ACTUAL	COMPARATIVE CLEARED	% CHANGE CLEARED
	JANUARY - JULY	JANUARY - JULY	ACTUAL	CLEARED				
MURDER	56	37	46	42	10	22%	-5	-12%
RAPE	151	44	155	33	-4	-3%	11	33%
ROBBERY	657	161	777	191	-120	-15%	-30	-16%
AGG. ASSAULT	1,442	657	1,618	840	-176	-11%	-183	-22%
BURGLARY - RESIDENCE	1,281		1,435		-154	-11%		
BURGLARY - NON-RESIDENCE	482	133	448	143	34	8%	-10	-7%
LARCENY - \$200 AND OVER	2,127		1,824		303	17%		
LARCENY - \$50 TO \$199	475	1,241	467	1,189	8	2%	52	4%
LARCENY - UNDER \$50	6,849		6,491		358	6%		
AUTO THEFT	1,868	143	1,819	133	49	3%	10	8%
TOTAL	15,388		15,080		308	2%		
AUTOS RECOVERED	318		519		-201	-39%		

RETURN A - MONTHLY RETURN OF OFFENSES KNOWN TO THE POLICE

1-720b (Rev. 8-30-94)
OMB No. 110-0001

This report is authorized by law Title 28, Section 534, U. S. Code. While you are not required to respond, your cooperation in forwarding this report by the 7th day after the close of the month to Uniform Crime Reports, Federal Bureau of Investigation, Washington, D.C. 20535, will assist in compiling comprehensive, accurate national crime figures on a timely basis.

1		2	3	4	5	6
CLASSIFICATION OF OFFENSES		OFFENSES REPORTED OR KNOWN TO POLICE (INCLUDE "UNFOUNDED" AND ATTEMPTS)	UNFOUNDED, I.E., FALSE OR BASELESS COMPLAINTS	NUMBER OF ACTUAL OFFENSES (COLUMN 2 MINUS COLUMN 3) INCLUDE ATTEMPTS	TOTAL OFFENSES CLEARED BY ARREST OR EXCEPTIONAL MEANS (INCLUDES COL. 6)	NUMBER OF CLEARANCES INVOLVING ONLY PERSONS UNDER 18 YEARS OF AGE
1. CRIMINAL HOMICIDE						
a. MURDER AND NONNEGLIGENT HOMICIDE	11	15	1	14	5	0
b. MANSLAUGHTER BY NEGLIGENCE	12					
2. FORCIBLE RAPE TOTAL	20	23	0	23	2	0
a. Rape by Force	21	23	0	23	2	0
b. Attempts to commit Forcible Rape	22	0	0	0	0	0
3. ROBBERY TOTAL	30	101	1	100	32	1
a. Firearm	31	69	1	68	16	1
b. Knife or Cutting Instrument	32	1	0	1	1	0
c. Other Dangerous Weapon	33	7	0	7	4	0
d. Strong-Arm (Hands, Fists, Feet, etc.)	34	24	0	24	11	0
4. ASSAULT TOTAL	40	682	1	681	315	4
a. Firearm	41	106	0	106	31	0
b. Knife or cutting instrument	42	27	0	27	22	2
c. Other Dangerous Weapon	43	66	1	65	28	0
d. Strong-Arm	44	24	0	24	13	0
e. Other Assaults - Simple, Not Aggravated	45	459	0	459	221	2
5. BURGLARY TOTAL	50	288	0	288	27	2
a. Forcible Entry	51	191	0	191	20	1
b. Unlawful Entry - No Force	52	75	0	75	5	0
c. Attempted Forcible Entry	53	22	0	22	2	1
6. LARCENY THEFT TOTAL (except Motor Vehicle Theft)	60	1,616	2	1,614	185	6
7. MOTOR VEHICLE THEFT TOTAL	70	289	1	288	26	2
a. Autos	71	255	1	254	24	2
b. Trucks and Buses	72	13	0	13	1	0
c. Other Vehicles	73	21	0	21	1	0
GRAND TOTAL	77	3,014	6	3,008	592	15

CHECKING ANY OF THE APPROPRIATE BLOCKS BELOW WILL ELIMINATE YOUR NEED TO SUBMIT REPORTS WHEN THE VALUES ARE ZERO. THIS WILL ALSO AID THE NATIONAL PROGRAM IN ITS QUALITY CONTROL EFFORTS.

NO SUPPLEMENTARY HOMICIDE REPORT SUBMITTED SINCE NO MURDERS, JUSTIFIABLE HOMICIDES, OR MANSLAUGHTER BY NEGLIGENCE OCCURRED IN THIS JURISDICTION DURING THE MONTH.

NO SUPPLEMENT TO RETURN A REPORT SINCE NO CRIME OFFENSES OR RECOVERY OF PROPERTY REPORTED DURING THE MONTH.

NO LAW ENFORCEMENT OFFICERS KILLED OR ASSAULTED REPORT SINCE NONE OF THE OFFICERS WERE ASSAULTED OR KILLED DURING THE MONTH.

NO AGE, SEX, AND RACE OF PERSONS ARRESTED UNDER 18 YEARS OF AGE REPORT SINCE NO ARRESTS OF PERSONS WITHIN THIS AGE GROUP.

NO AGE, SEX, AND RACE OF PERSONS ARRESTED 18 YEARS OF AGE AND OVER REPORT SINCE NO ARRESTS OF PERSONS WITHIN THIS AGE GROUP.

NO MONTHLY RETURN OF ARSON OFFENSES KNOWN TO LAW ENFORCEMENT REPORT SINCE NO ARSONS OCCURRED.

DO NOT USE THIS SPACE

	INITIALS
RECORDED	
EDITED	
ENTERED	
ADJUSTED	
UPDATES	

* TOTALS INCLUDE PREVIOUS OFFENSES

JULY 2018

Month and Year of Report

GAAPD 0000

Agency Identifier

AUGUST 15, 2018

Date

ATLANTA POLICE DEPARTMENT - GEORGIA

Agency and State

Prepared By
[Signature]

LIEUTENANT

Title

CHIEF

Chief, Commissioner, Sheriff, or Superintendent

PROPERTY STOLEN BY CLASSIFICATION

CLASSIFICATION	Number of Actual (Column 4)	Offenses Return A)	Monetary Value of Property Stolen
1. MURDER AND NONNEGLIGENT MANSLAUGHTER	12	14	\$ 103.00
2. FORCIBLE RAPE	20	23	\$ 0.00
3. ROBBERY			
(a) HIGHWAY (streets, alleys, etc.)	31	60	109,177.00
(b) COMMERCIAL HOUSE (except c, d, and f)	32	7	9,553.00
(c) GAS OR SERVICE STATION	33	1	4.00
(d) CONVENIENCE STORE	34	1	0.00
(e) RESIDENCE (anywhere on premises)	35	13	4,590.00
(f) BANK	36	1	0.00
(g) MISCELLANEOUS	37	17	3,749.00
TOTAL ROBBERY	30	100	\$ 127,073.00
5. BURGLARY - BREAKING OR ENTERING			
(a) RESIDENCE (dwelling)			
(1) NIGHT (6 p.m. - 6 a.m.)	51	79	51,361.00
(2) DAY (6 a.m. - 6 p.m.)	52	124	181,231.00
(3) UNKNOWN	53	0	0.00
(b) NON-RESIDENCE (store, office, etc.)			
(1) NIGHT (6 p.m. - 6 a.m.)	54	47	119,944.00
(2) DAY (6 a.m. - 6 p.m.)	55	38	54,063.00
(3) UNKNOWN	56	0	0.00
TOTAL BURGLARY	50	288	\$ 406,599.00
6. LARCENY - THEFT (Except Motor Vehicle Theft)			
(a) \$200 AND OVER	61	379	855,819.00
(b) \$50 TO \$200	62	78	8,244.00
(c) UNDER \$50	63	1,157	3,335.00
TOTAL LARCENY (Same as Item 6X)	60	1,614	\$ 867,398.00
7. MOTOR VEHICLE THEFT (Include Alleged Joy Ride)	70	288	\$ 189,364.00
GRAND TOTAL - ALL ITEMS	77	/	\$ 1,590,537.00
ADDITIONAL ANALYSIS OF LARCENY AND MOTOR VEHICLE THEFT			
6X. NATURE OF LARCENIES UNDER ITEM 6			
(a) POCKET-PICKING	81	6	1,010.00
(b) PURSE-SNATCHING	82	16	2,629.00
(c) SHOPLIFTING	83	222	155,239.00
(d) FROM MOTOR VEHICLES (except e)	84	931	516,179.00
(e) MOTOR VEHICLE PARTS AND ACCESSORIES	85	70	613.00
(f) BICYCLES	86	36	11,509.00
(g) FROM BUILDING (except c and h)	87	156	70,374.00
(h) FROM ANY COIN-OPERATED MACHINES (parking meters, etc.)	88	0	0.00
(i) ALL OTHER	89	177	109,845.00
TOTAL LARCENIES (Same as Item 6)	80	1,614	\$ 867,398.00
7X. MOTOR VEHICLES RECOVERED			
(a) STOLEN LOCALLY AND RECOVERED LOCALLY	91	43	
(b) STOLEN LOCALLY AND RECOVERED BY OTHER JURISDICTIONS	92	39	
(c) TOTAL LOCALLY STOLEN MOTOR VEHICLES RECOVERED (a & b)	93	82	
(d) STOLEN IN OTHER JURISDICTIONS AND RECOVERED LOCALLY	90	N/A	

SUPPLEMENT TO RETURN A
MONTHLY RETURN OF OFFENSES KNOWN TO THE POLICE

1-706 (Rev.8-30-94)
Form Approved
OMB No. 1110-0007

This report is authorized by law, Title 28, Section 534, U. S. Code. While you are not required to respond, your cooperation in submitting this report with the Return A will assist the FBI in compiling comprehensive, accurate figures on a timely basis.

This form deals with the nature of crime and the monetary value of property stolen and recovered. The total offenses recorded on the form should be the same as the number of actual offenses listed in Column 4 of the Return A for each crime class. Include attempted crimes on this form, but do not include unfounded offenses. If you cannot complete the report in all areas, please record as much information as is available. Tally sheets will be sent upon request.

PROPERTY BY TYPE AND VALUE

Type of Property (1)	Data Entry	Monetary Value of Property Stolen in Your Jurisdiction	
		Stolen (2)	Recovered (3)
(A) Currency, Notes, Etc.	01	\$ 271,597.00	\$ 0.00
(B) Jewelry and Precious Metals	02	352,398.00	0.00
(C) Clothing and Furs	03	87,400.00	0.00
(D) Locally Stolen Motor Vehicles	04	189,364.00	67,673.00
(E) Office Equipment	05	14,747.00	0.00
(F) Televisions, Radios, Stereos, Etc.	06	312,696.00	0.00
(G) Firearms	07	13,635.00	1.00
(H) Household Goods	08	7,571.00	0.00
(I) Consumable Goods	09	3,842.00	1.00
(J) Livestock	10	0.00	0.00
(K) Miscellaneous	11	337,287.00	3.00
TOTAL	00	\$ 1,590,537.00	\$ 67,678.00

The total of this column should agree with the Grand Total (DATA ENTRY 77) shown on page 2.

Include in this column all property recovered even though stolen in prior months. The above is an accounting for only that property stolen in your jurisdiction. This will include property recovered for you by other jurisdictions, but not property you recover for them.

AUGUST 15, 2018
DATE

[Signature] LIEUTENANT
PREPARED BY TITLE

[Signature] CHIEF
CHIEF, COMMISSIONER, SHERIFF OR SUPERINTENDENT

JULY 2018 Month and Year of Report

GAAPD 0000 Agency Identifier

ATLANTA POLICE DEPARTMENT - GEORGIA
Agency and State

LAW ENFORCEMENT OFFICERS KILLED OR ASSAULTED

It is requested this report be completed and transmitted with monthly crime reports to: Director, Federal Bureau of Investigation, Uniform Crime Reports, Washington, D. C. 20535. This form should be used to report the number of your officers who were assaulted or killed in the line of duty during the month. Additional information concerning officers killed will be requested by a separate questionnaire.

OFFICERS KILLED

Number of your law enforcement officers killed in the line of duty this month.

By felonious act

0

By accident or negligence

0

Officers Assaulted (Do not include officers killed) - See other side for instructions.

Type of Activity	Total Assaults by Weapon A	Type of Weapon				Two-Officer Vehicle F	Type of Assignment						Police Assaults Cleared M	
		Firearm B	Knife or Other Cutting Instrument C	Other Other Dangerous Weapon D	Hands, Fists, Feet, etc. E		One-Officer Vehicle		Detective or Special Assign.		Other			
							Alone G	As-sisted H	Alone I	As-sisted J	Alone K	As-sisted L		
1. Responding to "Disturbance" calls (family quarrels, man with gun, etc.)	1	1					1							1
2. Burglaries in progress or pursuing burglary suspects	0													
3. Robberies in progress or pursuing robbery suspects	0													
4. Attempting other arrests	0													
5. Civil disorder (riot, mass disobedience)	0													
6. Handling, transporting, custody of prisoners	2				2		1	1						2
7. Investigating suspicious persons or circumstances	2		1	1			1	1						1
8. Ambush - no warning	0													
9. Mentally deranged	0													
10. Traffic pursuits and stops	1			1				1						1
11. All Other	0													
12. TOTAL (1-11)	6	1	1	2	2	0	3	3	0	0	0	0	0	5
13. Number with personal injury	0													
14. Number without personal injury	6	1	1	2	2									
15. Time of assaults														
	AM	1		2										
	PM	1		1	1									

DO NOT WRITE HERE

Recorded	Initials
Edited	
Punched	
Verified	
Adjusted	
DOJ/FBI	

12:01 2:00 4:00 6:00 8:00 10:00 12:00

JULY 2018
Month and Year
ATLANTA POLICE DEPARTMENT
Agency

GAAPD 0000
Agency Identifier
GEORGIA
State

Prepared By
[Signature]
J. J. J. J. J.
Chief, Sheriff, Commissioner, Superintendent

LIEUTENANT
Title
CHIEF

MONTHLY RETURN OF ARSON OFFENSES KNOWN TO LAW ENFORCEMENT

DO-73 (2-11-82)
Form Approved
OMB No. 1110-0008

This report is authorized by law Title 28, Section 534, United States Code, and the enactment of the fiscal year 1979, Department of Justice Authorization Bill S. 3151. While you are not required to respond, your cooperation in using this form to report all incidents of arson which become known to your department during the month will assist the FBI in compiling comprehensive, accurate data on a timely basis. Instructions appear on reverse side.

1	2	3	4	5	6	7	8
PROPERTY CLASSIFICATION	Offenses Reported or Known to Police (Include Unfounded and Attempts)	Unfounded, i.e. False or Baseless Complaints	Number of Actual Offenses (Column 2 Minus Column 3 (Include Attempts))	Total Offenses Cleared by Arrest or Exceptional Means (Include Column 6)	Number of Clearances Involving Only Persons Under 18 Years of Age	Offenses Where Structures Uninhabited, Abandoned, or not Normally in Use	Estimated Value of Property Damage
STRUCTURAL							
A. Single Occupancy Residential: Houses, Townhouses, Duplexes, etc.	12	10	2			1	\$ 60,500.
B. Other Residential: Apartments, Tenements, Flats, Hotels, Motels, Inns, Dormitories, Boarding Houses, etc.	4	2	2				\$ 301.
C. Storage: Barns, Garages, Warehouses, etc.							\$
D. Industrial/Manufacturing							\$
E. Other Commercial: Stores, Restaurants, Offices, etc.	1		1	1			\$ 1,000.
F. Community/Public: Churches, Jails, Schools, Colleges, Hospitals, etc.							\$
G. All Other Structure: Out Buildings, Monuments, Buildings Under Construction, etc.							\$
TOTAL STRUCTURE	17	12	5	1		1	\$ 61,801.
MOBILE							
H. Motor Vehicles: Automobiles, Trucks, Buses, Motorcycles, etc.: UCR Definition	4	2	2				\$ 30,500.
I. Other Mobile Property: Trailers, Recreational Vehicles, Airplanes, Boats, etc.							\$
TOTAL MOBILE	4	2	2				\$ 30,500.
J. TOTAL OTHER Crops, Timber, Fences, Signs, etc.	1	1					\$
GRAND TOTAL	22	15	7	1		1	\$ 92,301.

Agency Identifier GAAPD 0000 Month JULY 2018
 Agency ATLANTA POLICE DEPARTMENT State GEORGIA
 Prepared by [Signature] LIEUTENANT
[Signature] Chief, Commissioner, Sheriff, or Superintendent CHIEF

DO NOT WRITE HERE				
Recorded				
Edited				
Entered				
Adjusted				
Corres.				

AGENCY IDENTIFIER GAAPD 0000 REPORTING PERIOD JULY 2018

AGENCY NAME ATLANTA POLICE DEPARTMENT

POLICE DISPOSITION OF JUVENILES

-Not to include neglect or traffic cases-

1. Handled within Department and released.
(Warning, released to parents, etc.)

2. Referred to juvenile court or probation department.

3. Referred to welfare agency.

4. Referred to other police agency.

5. Referred to criminal or adult court.

	49
TOTAL	49

AUGUST 13, 2018

DATE

[Signature] LIEUTENANT
PREPARED BY TITLE

[Signature] CHIEF
APPROVED BY TITLE

GCIC USE ONLY

Recorded	_____
Reviewed	_____
Punched	_____
Verified	_____

RETURN TO
Georgia Crime Information Center/Uniform Crime Reporting
P. O. Box 1456
Atlanta, Georgia 30301

Return on or before the 7th of the following month.

GCIC/UCR-012 (9/74)

SUPPLEMENTARY HOMICIDE REPORT

This report is authorized by law Title 28, Section 534, United States Code. While you are not required to respond, your cooperation in using this form to list data pertaining to all homicides reported on your Return A will assist the FBI in compiling comprehensive, accurate data regarding this important classification on a timely basis.

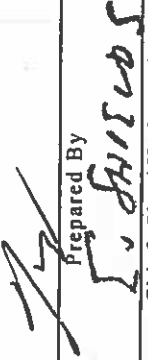
Ia. Murder and Nonnegligent Manslaughter

List below specific information for all offenses shown in item Ia of the monthly Return A. In addition, list all justifiable killings of felons by a citizen or by a peace officer in the line of duty. A brief explanation in the circumstances column regarding unfounded homicide offenses will aid the national Uniform Crime Reporting Program in editing the reports.

Incident	Situation*	Victim**				Offender**				Data Code	Weapon Used (Handgun, Rifle, Shotgun, Club, Poison, etc.)	Relationship of Victim to Offender (Husband, Wife, Son, Father, Acquaintance, Neighbor, Stranger, etc.)	Circumstances (Victim shot by robber, robbery victim shot robber, killed by patron during barroom brawl, etc.)
		Age	Sex	Race	Ethnicity	Age	Sex	Race	Ethnicity				
	F	65	F	B	N					STANGULATION	UNKNOWN	OTHER	
		68	M	B	N					STANGULATION	UNKNOWN	OTHER	
	A	40	M	B	N	41	F	B	N	KNIFE	ACQUAINTANCE	OTHER ARGUMENTS	
	B	39	M	B	N					BLUNT OBJECT	UNKNOWN	OTHER	
	B	30	M	B	N					HANDGUN	UNKNOWN	OTHER	
	A	17	M	B	N	36	M	B	N	HANDGUN	ACQUAINTANCE	OTHER ARGUMENTS	
	B	30	M	B	N					HANDGUN	UNKNOWN	OTHER	
	B	40	M	B	N					HANDGUN	UNKNOWN	OTHER	
	B	35	F	B	N					HANDGUN	UNKNOWN	OTHER	
	A	17	M	B	N	24	M	B	N	HANDGUN	ACQUAINTANCE	OTHER ARGUMENTS	

** - See reverse side for explanation

DO NOT WRITE HERE				
Recorded				
Edited				
Punched				
Verified				
Adjusted				

JULY 2018
 Month and Year
 ATLANTA POLICE DEPARTMENT
 Agency
 GAAPD 0000
 Agency Identifier
 GEORGIA
 State
 LIEUTENANT
 Title
 CHIEF
 Chief, Sheriff, Commissioner, Superintendent
 Prepared By


PAGE 2 OF 2
SUPPLEMENTARY HOMICIDE REPORT

This report is authorized by law Title 28, Section 534, United States Code. While you are not required to respond, your cooperation in using this form to list data pertaining to all homicides reported on your Return A will assist the FBI in compiling comprehensive, accurate data regarding this important classification on a timely basis.

1a. Murder and Nonnegligent Manslaughter

List below specific information for all offenses shown in item 1a of the monthly Return A. In addition, list all justifiable killings of felons by a citizen or by a peace officer in the line of duty. A brief explanation in the circumstances column regarding unfounded homicide offenses will aid the national Uniform Crime Reporting Program in editing the reports.

Incident	Situation*	Victim **			Offender**			Data Code	Weapon Used (Handgun, Rifle, Shotgun, Club, Poison, etc.)	Relationship of Victim to Offender (Husband, Wife, Son, Father, Acquaintance, Neighbor, Stranger, etc.)	Circumstances (Victim shot by robber, robbery victim shot robber, killed by patron during barroom brawl, etc.)	
		Age	Sex	Race	Ethnicity	Age	Sex					Race
	A	34	M	W	N	17	M	B	N	HANDGUN	STRANGER	ROBBERY
	B	20	M	B	N					HANDGUN	UNKNOWN	OTHER
	B	41	M	B	N					HANDGUN	UNKNOWN	OTHER
	B	30	M	B	N					HANDGUN	UNKNOWN	OTHER
	A	28	M	B	N	22	M	B	N	HANDGUN	ACQUAINTANCE	FELON KILLED BY PRIVATE CITIZEN *

** - See reverse side for explanation

DO NOT WRITE HERE	
Recorded	
Edited	
Punched	
Verified	
Adjusted	

JULY 2018	GAAPD 0000	LIEUTENANT
Month and Year	Agency Identifier	Title
ATLANTA POLICE DEPARTMENT	GEORGIA	CHIEF
Agency	State	Chief, Sheriff, Commissioner, Superintendent

Prepared By: *[Signature]*
Chief, Sheriff, Commissioner, Superintendent

ATLANTA POLICE DEPARTMENT
 AGE, SEX, AND RACE OF PERSONS ARRESTED
 16 YEARS OF AGE AND UNDER

CLASSIFICATION OF OFFENSES	SEX	AGE						TOTAL	RACE					ETHNIC			
		09	10-12	13-14	15	16	White		Black	Native Amer.	Asian/Pacific	Whi. Hispanic	Blck Hispanic				
Murder/Nonnegligent Manslaughter	M						0										
	F						0										
Manslaughter by Negligence	M						0										
	F						0										
Forcible Rape	M						0										
	F						0										
Robbery	M			1			2										
	F						0					2					
Aggravated Assault	M		1				1										
	F						0					1					
Burglary- Breaking or Entering	M		1		1		2										
	F						0					2					
Larceny - Theft (except Motor Vehicle Theft)	M		3	2	1		6										
	F			1	1	1	3										
Motor Vehicle Theft	M			3	2		5										
	F						0										
Other Assaults	M					1	1										
	F			2	2		4										
Arson	M						0										
	F						0										
Forgery and Counterfeiting	M				1		1										
	F						0										
Fraud	M						0										
	F						0										
Embezzlement	M						0										
	F						0										
Stolen Property; Buying, Receiving, Possessing	M				2	2	4										
	F					1	1										
Vandalism	M			1			1										
	F						0										
Weapons	M						0										
	F						0										
Prostitution and Commercialized Vice	M						0										
	F						0										

ATLANTA POLICE DEPARTMENT
 AGE, SEX, AND RACE OF PERSONS ARRESTED
 16 YEARS OF AGE AND UNDER

CLASSIFICATION OF OFFENSES	SEX	AGE					RACE					ETHNIC		
		09	1012	1314	15	16	TOTAL	White	Black	Native Amer.	Asian/Pacific	Whi. Hispanic	Blck Hispanic	
17 Sex Offenses (except Rape and Prostitution)	M					2								
	F													2
18 Drug Abuse Violations Grand Total	M	0	0	0	0	4					1	3	0	0
	F	0	0	0	0	0					0	0	0	0
180 (1) Sale/Manufacturing Subtotal	M	0	0	0	0	1					0	1	0	0
	F	0	0	0	0	0					0	0	0	0
a Opium or Cocaine and their Derivatives	M													
	F													
b Marijuana	M				1	1								
	F					0					1			
c Synthetic Narcotics	M					0								
	F					0								
d Other Dangerous Non-Narcotic Drugs	M					0								
	F					0								
185 (2) Possession Subtotal	M	0	0	0	0	3					1	2	0	0
	F	0	0	0	0	0					0	0	0	0
e Opium or Cocaine and their Derivatives	M													
	F													
f Marijuana	M					3								
	F					0					1	2		
g Synthetic Narcotics	M					0								
	F					0								
h Other Dangerous Non-Narcotic Drugs	M					0								
	F					0								
19 Gambling Total	M	0	0	0	0	0					0	0	0	0
	F	0	0	0	0	0					0	0	0	0
a Bookmaking	M													
	F													
b Numbers and Lottery	M													
	F													
c All Other Gambling	M													
	F													
20 Offenses Against Family and Children	M													
	F													

ATLANTA POLICE DEPARTMENT
 AGE, SEX, AND RACE OF PERSONS ARRESTED
 16 YEARS OF AGE AND UNDER

MONTH JULY

YEAR 2018

CLASSIFICATION OF OFFENSES	SEX		AGE						RACE				ETHNIC		
			0	10	13	14	15	16	TOTAL	White	Black	Native Amer.	Asian/Pacific	Whi. Hispanic	Blck Hispanic
	M	F	9	12	14	14	16								
Driving Under the Influence	M	F						0							
Liquor Laws	M	F						0							
Drunkenness	M	F						0							
Disorderly Conduct	M	F				1	1	2							
Vagrancy	M	F						0			2				
All Other Offenses (except Traffic)	M	F				1	1	2							
Suspicion	M	F						0			2				
Curfew and Loitering	M	F			4		1	5							
Run-Aways	M	F			2			2			7				
	M	F			1			1			1				
	F							0			1				
Total			0	5	17	13	14	49	1	48	0	0	0	0	0

JULY 2018

Month and Year of Report

GAAPD 0000

Agency Identifier

AUGUST 15, 2018

Date

Prepared By [Signature] LIEUTENANT

[Signature] CHIEF
 Chief, Commissioner, Sheriff, or Superintendent

ATLANTA POLICE DEPARTMENT - GEORGIA
 Agency and State

UNIFORM CRIME REPORTING

**LAW ENFORCEMENT
OPERATIONS
&
MANAGEMENT**

CRIME AREA COMPARISON

**SUPPORT SERVICES DIVISION
Information Services Section**

**JULY 2018
JULY 2017**

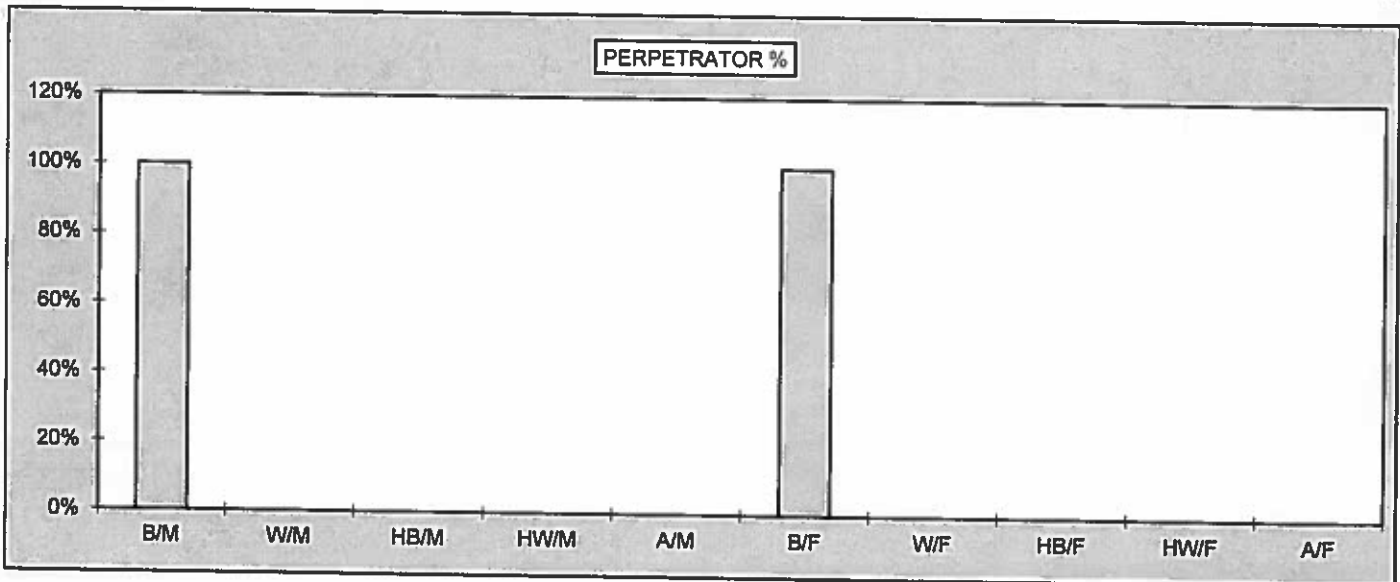
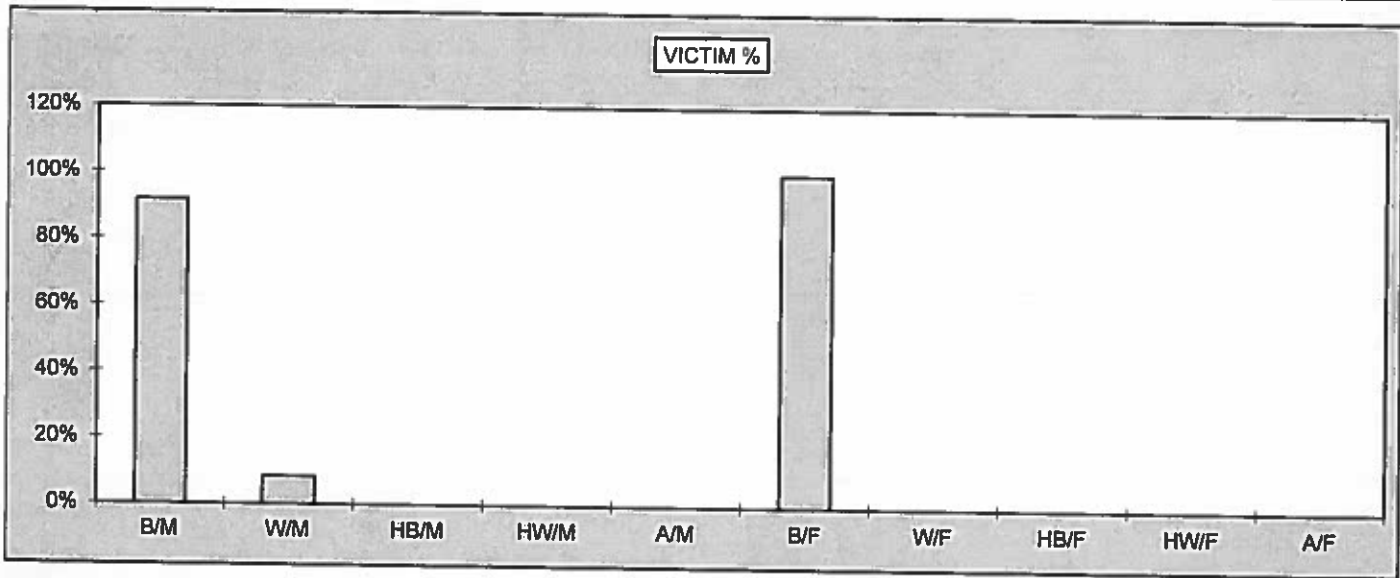
**2018
JULY HOMICIDE COMPARISON
BY RACE, SEX, AND ETHNIC ORIGIN**

	VICTIM	PERPETRATOR
B/M	11	3
W/M	1	0
HB/M	0	0
HW/M	0	0
A/M	0	0
TOTAL MALES	12	3
B/F	2	1
W/F	0	0
HB/F	0	0
HW/F	0	0
A/F	0	0
TOTAL FEMALES	2	1
TOTAL	14	4

	VICTIM %	PERPETRATOR %
B/M	92%	100%
W/M	8%	0%
HB/M	0%	0%
HW/M	0%	0%
A/M	0%	0%

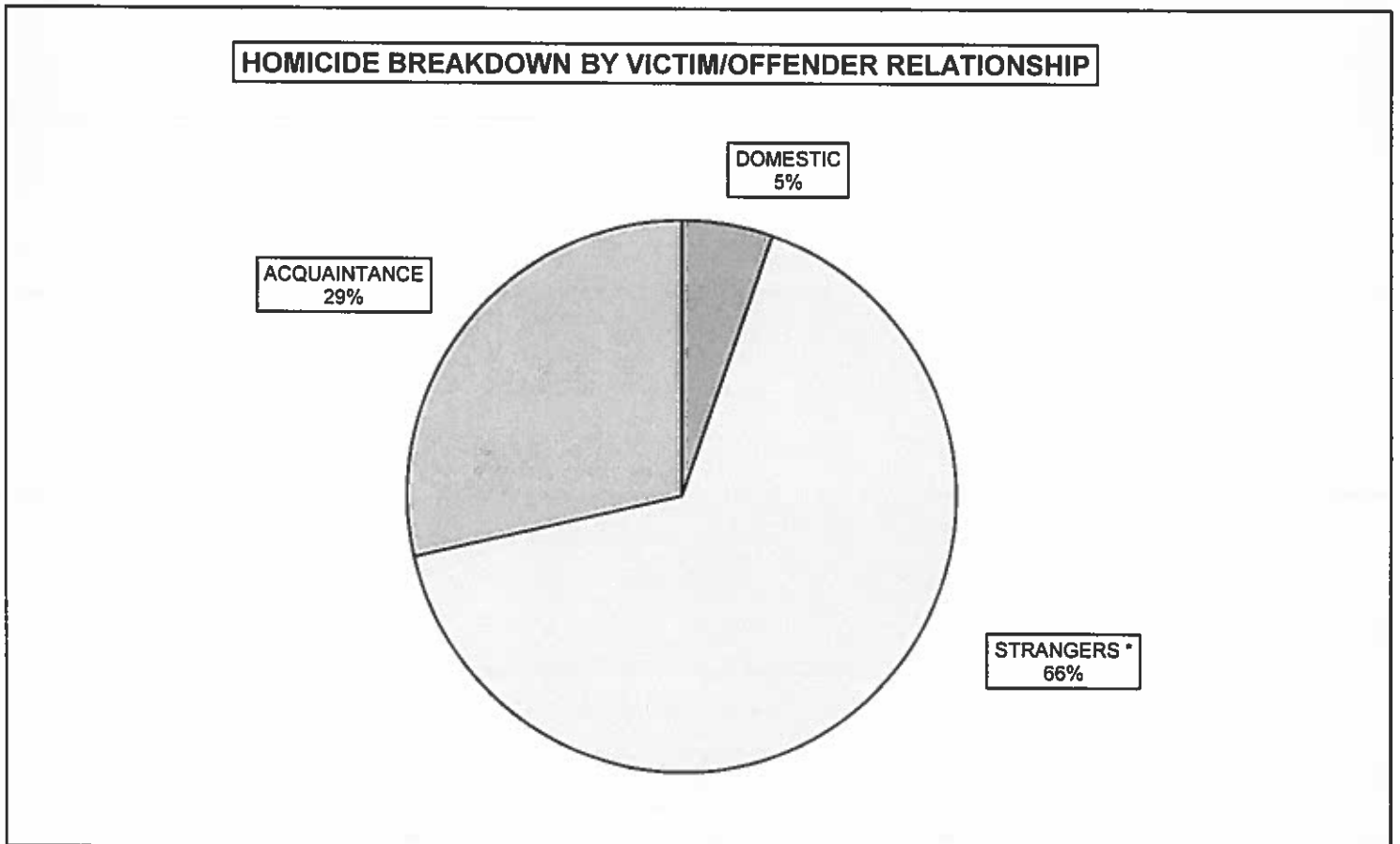
B/F	100%	100%
W/F	0%	0%
HB/F	0%	0%
HW/F	0%	0%
A/F	0%	0%

PERPETRATOR UNKNOWN FOR 10 HOMICIDES



**2018
HOMICIDE BREAKDOWN
YEAR TO DATE**

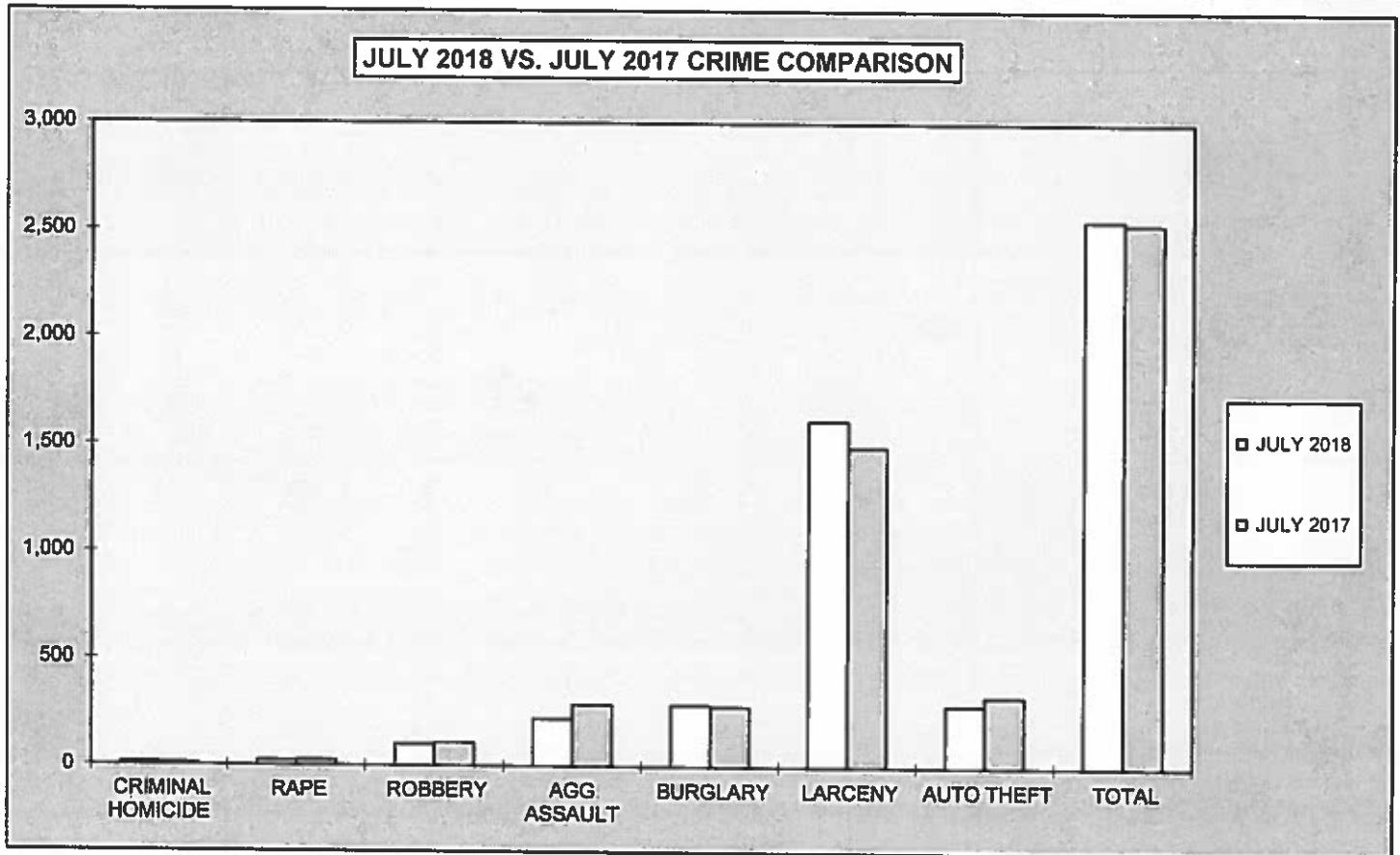
JULY							
MONTH	ACTUAL	DOMESTIC	%	STRANGERS *	%	ACQUAINTANCE	%
JANUARY	6	0	0%	5	83%	1	17%
FEBRUARY	10	0	0%	7	70%	3	30%
MARCH	5	0	0%	3	60%	2	40%
APRIL	5	1	20%	2	40%	2	40%
MAY	9	2	22%	5	56%	2	22%
JUNE	7	0	0%	4	57%	3	43%
JULY	14	0	0%	11	79%	3	21%
AUGUST							
SEPTEMBER							
OCTOBER							
NOVEMBER							
DECEMBER							
TOTAL	56	3	5%	37	66%	16	29%



* UNKNOWN INCLUDED IN WITH STRANGERS

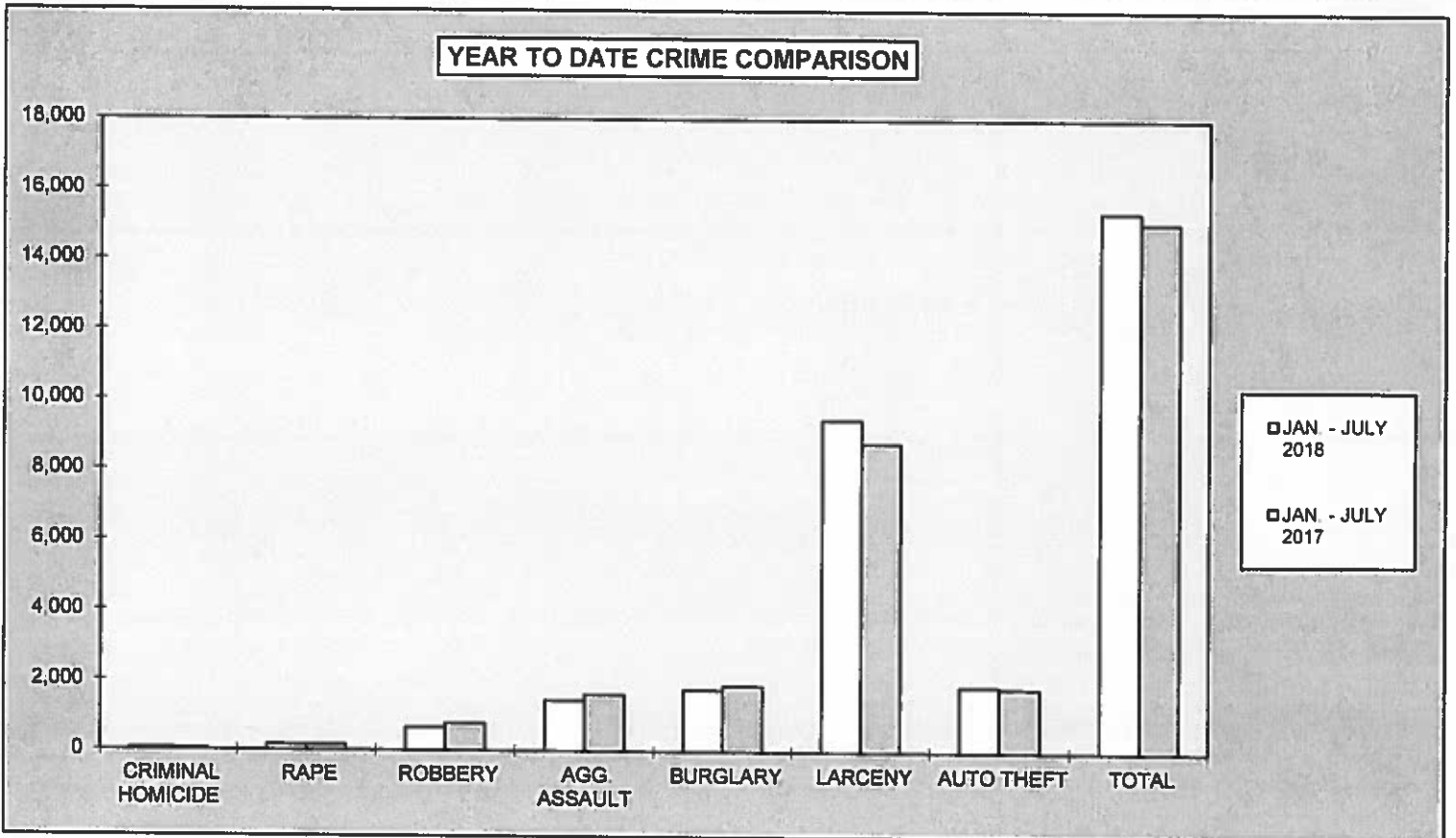
**2018
MONTHLY CRIME COMPARISON**

CRIME	JULY 2018	JULY 2017	# DIFFERENCE	% DIFFERENCE
CRIMINAL HOMICIDE	14	9	5	56%
RAPE	23	25	-2	-8%
ROBBERY	100	108	-8	-7%
AGG. ASSAULT	222	289	-67	-23%
BURGLARY	288	281	7	2%
RESIDENCE	203	223	-20	-9%
NON-RESIDENCE	85	58	27	47%
LARCENY	1,614	1,491	123	8%
POCKETPICKING	6	9	-3	-33%
PURSE SNATCHING	16	23	-7	-30%
SHOPLIFTING	222	201	21	10%
FROM MOTOR VEHICLES	931	768	163	21%
MOTOR VEH. PARTS/ACCESSORIES	70	102	-32	-31%
BICYCLES	36	30	6	20%
FROM BUILDINGS	156	153	3	2%
FROM COIN OPERATED MACHINES	0	2	-2	-100%
ALL OTHER	177	203	-26	-13%
AUTO THEFT	288	329	-41	-12%
TOTAL	2,549	2,532	17	1%



**2018
YEAR TO DATE CRIME COMPARISON**

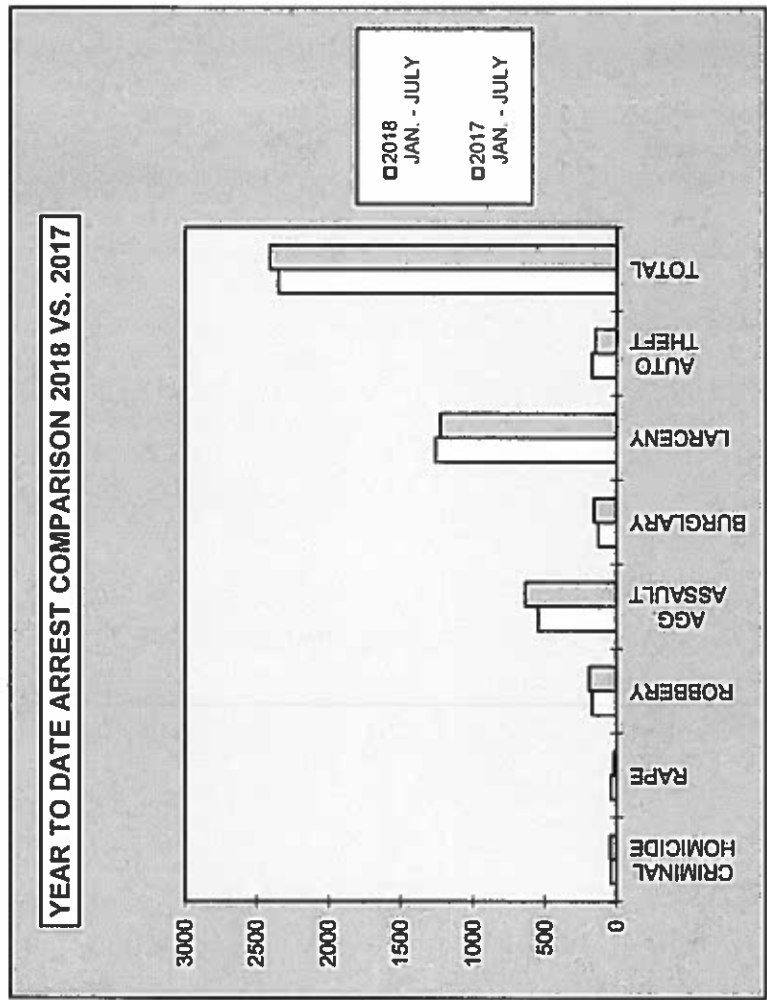
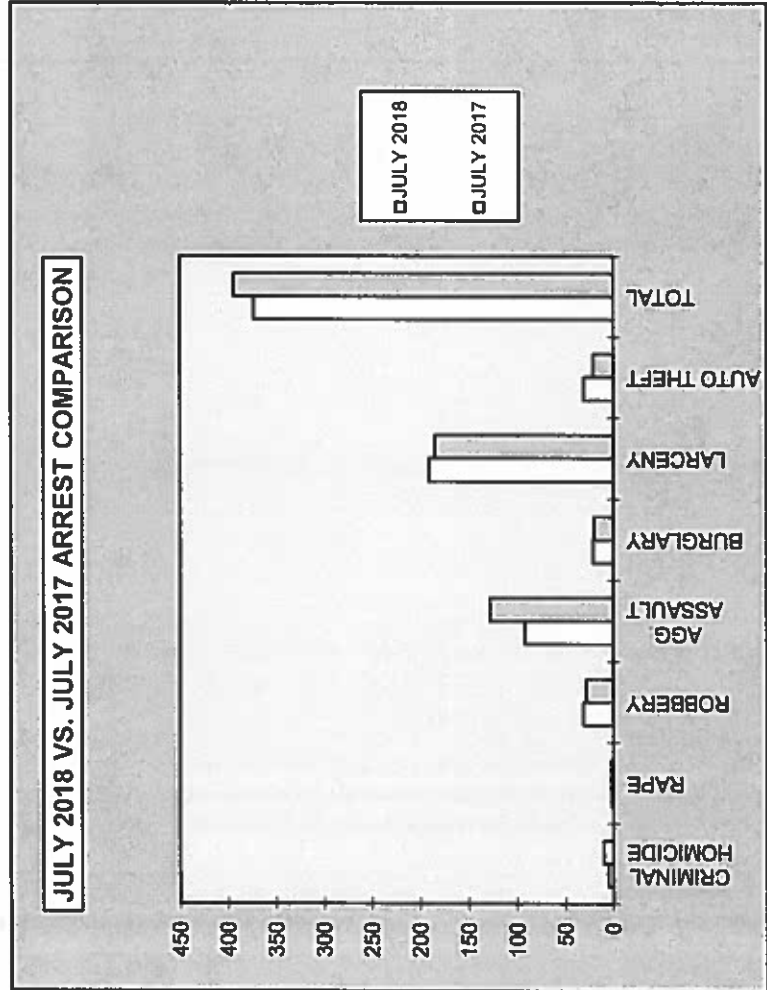
FIRST 7 MONTHS				
CRIME	JAN. - JULY 2018	JAN. - JULY 2017	# DIFFERENCE	% DIFFERENCE
CRIMINAL HOMICIDE	56	46	10	22%
RAPE	151	155	-4	-3%
ROBBERY	657	777	-120	-15%
AGG. ASSAULT	1,442	1,618	-176	-11%
BURGLARY	1,763	1,883	-120	-6%
RESIDENCE	1,281	1,435	-154	-11%
NON-RESIDENCE	482	448	34	8%
LARCENY	9,451	8,782	669	8%
POCKETPICKING	34	44	-10	-23%
PURSE SNATCHING	110	123	-13	-11%
SHOPLIFTING	1,431	1,327	104	8%
FROM MOTOR VEHICLES	5,380	4,640	740	16%
MOTOR VEH. PARTS/ACCESSORIES	455	468	-13	-3%
BICYCLES	174	141	33	23%
FROM BUILDINGS	791	804	-13	-2%
FROM COIN OPERATED MACHINES	10	8	2	25%
ALL OTHER	1,066	1,227	-161	-13%
AUTO THEFT	1,868	1,819	49	3%
TOTAL	15,388	15,080	308	2%



2018
ARREST COMPARISON

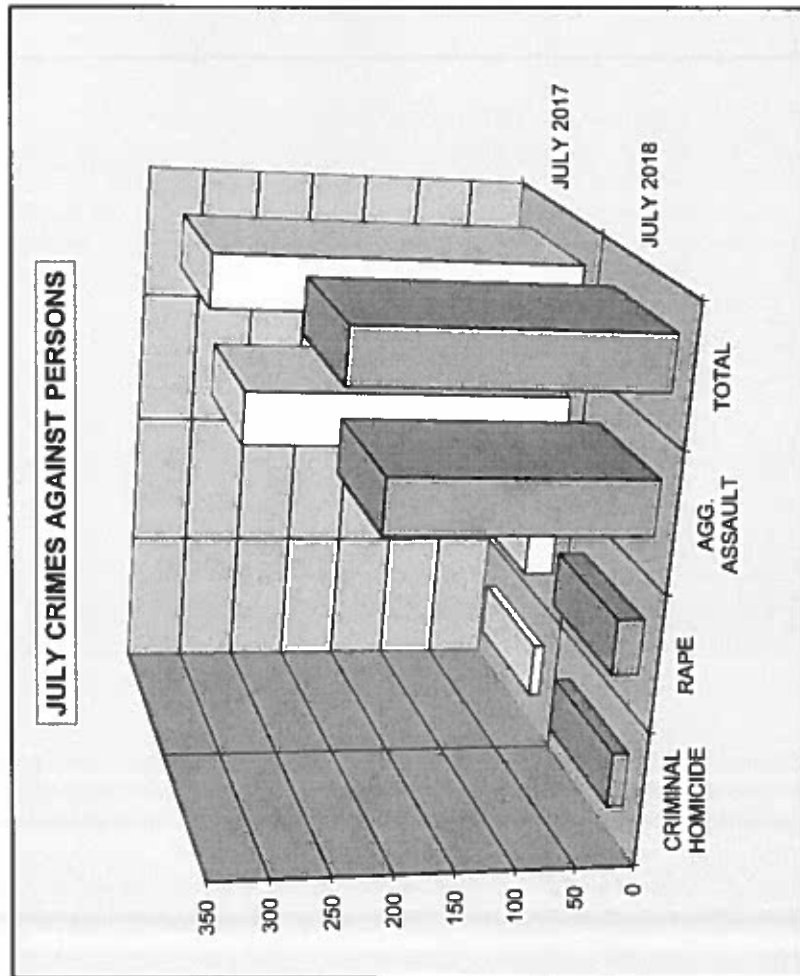
JULY ARREST COMPARISON				
CRIME	JULY 2018	JULY 2017	# DIFFERENCE	% DIFFERENCE
CRIMINAL HOMICIDE	5	10	-5	-50%
RAPE	2	2	0	0%
ROBBERY	31	28	3	11%
AGG. ASSAULT	92	128	-36	-28%
BURGLARY	21	20	1	5%
LARCENY	191	185	6	3%
AUTO THEFT	31	21	10	48%
TOTAL	373	394	-21	-5%

FIRST 7 MONTHS ARREST COMPARISON				
CRIME	2018 JAN. - JULY	2017 JAN. - JULY	# DIFFERENCE	% DIFFERENCE
CRIMINAL HOMICIDE	39	42	-3	-7%
RAPE	39	15	24	160%
ROBBERY	168	190	-22	-12%
AGG. ASSAULT	548	635	-87	-14%
BURGLARY	126	154	-28	-18%
LARCENY	1,258	1,224	34	3%
AUTO THEFT	169	147	22	15%
TOTAL	2,347	2,407	-60	-2%

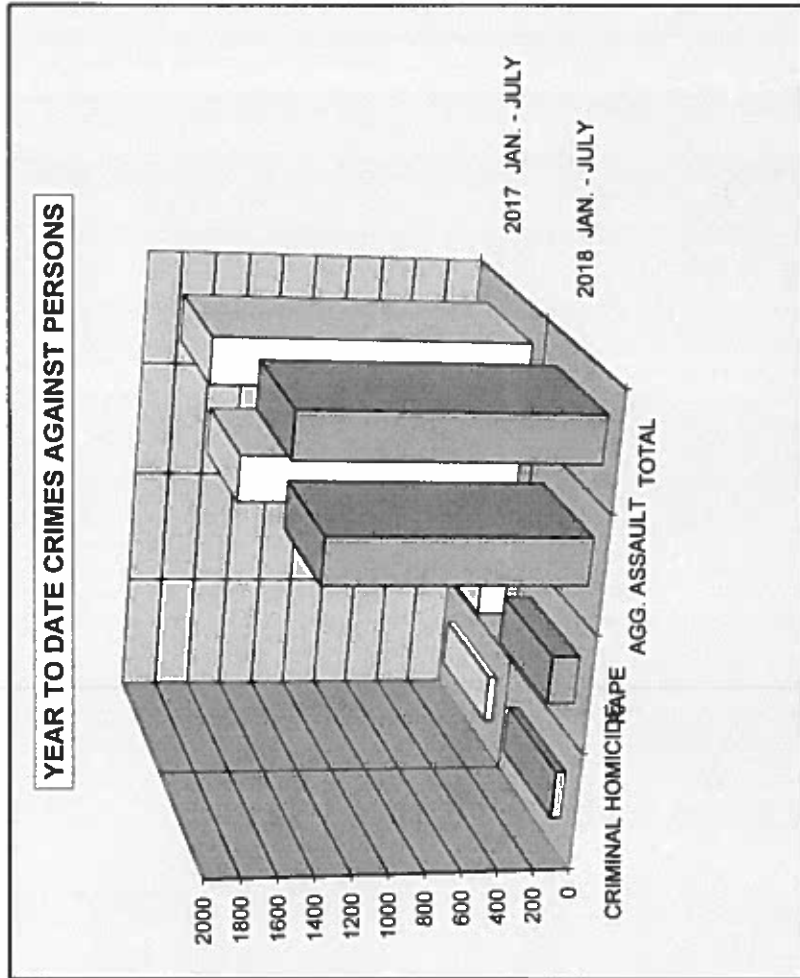


**2018
CRIME COMPARISON
CRIMES AGAINST PERSONS**

JULY				
CRIME	JULY 2018	JULY 2017	# DIFFERENCE	% DIFFERENCE
CRIMINAL HOMICIDE	14	9	5	56%
RAPE	23	25	-2	-8%
AGG. ASSAULT	222	289	-67	-23%
TOTAL	259	323	-64	-20%

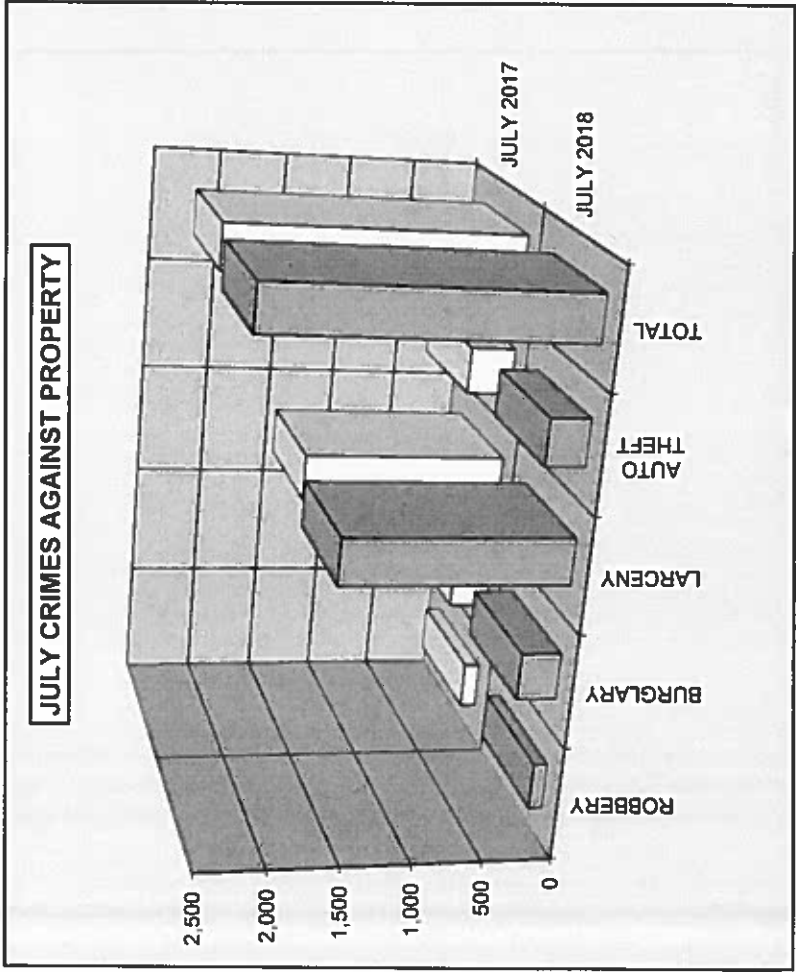


FIRST 7 MONTHS				
CRIME	2018 JAN. - JULY	2017 JAN. - JULY	# DIFFERENCE	% DIFFERENCE
CRIMINAL HOMICIDE	56	46	10	22%
RAPE	151	155	-4	-3%
AGG. ASSAULT	1,442	1,618	-176	-11%
TOTAL	1,649	1,819	-170	-9%

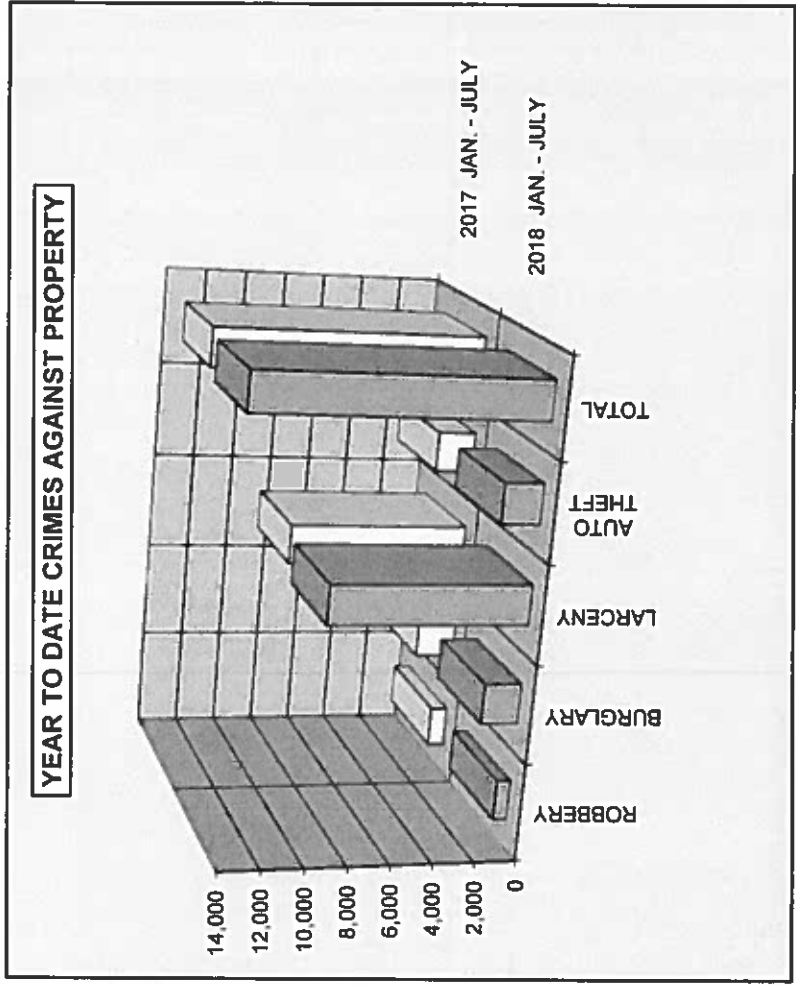


**2018
CRIME COMPARISON
CRIMES AGAINST PROPERTY**

JULY				
CRIME	JULY 2018	JULY 2017	# DIFFERENCE	% DIFFERENCE
ROBBERY	100	108	-8	-7%
BURGLARY	288	281	7	2%
LARCENY	1,614	1,491	123	8%
AUTO THEFT	288	329	-41	-12%
TOTAL	2,290	2,209	81	4%

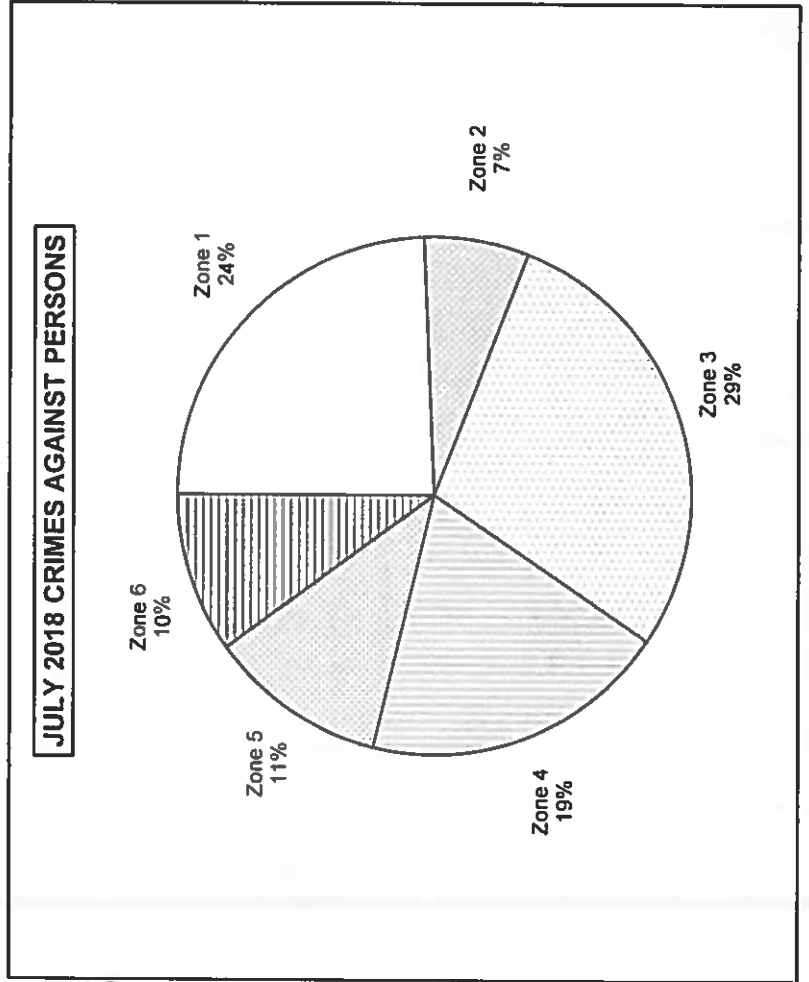


FIRST 7 MONTHS				
CRIME	2018 JAN - JULY	2017 JAN - JULY	# DIFFERENCE	% DIFFERENCE
ROBBERY	657	777	-120	-15%
BURGLARY	1,763	1,883	-120	-6%
LARCENY	9,451	8,782	669	8%
AUTO THEFT	1,868	1,819	49	3%
TOTAL	13,739	13,261	478	4%

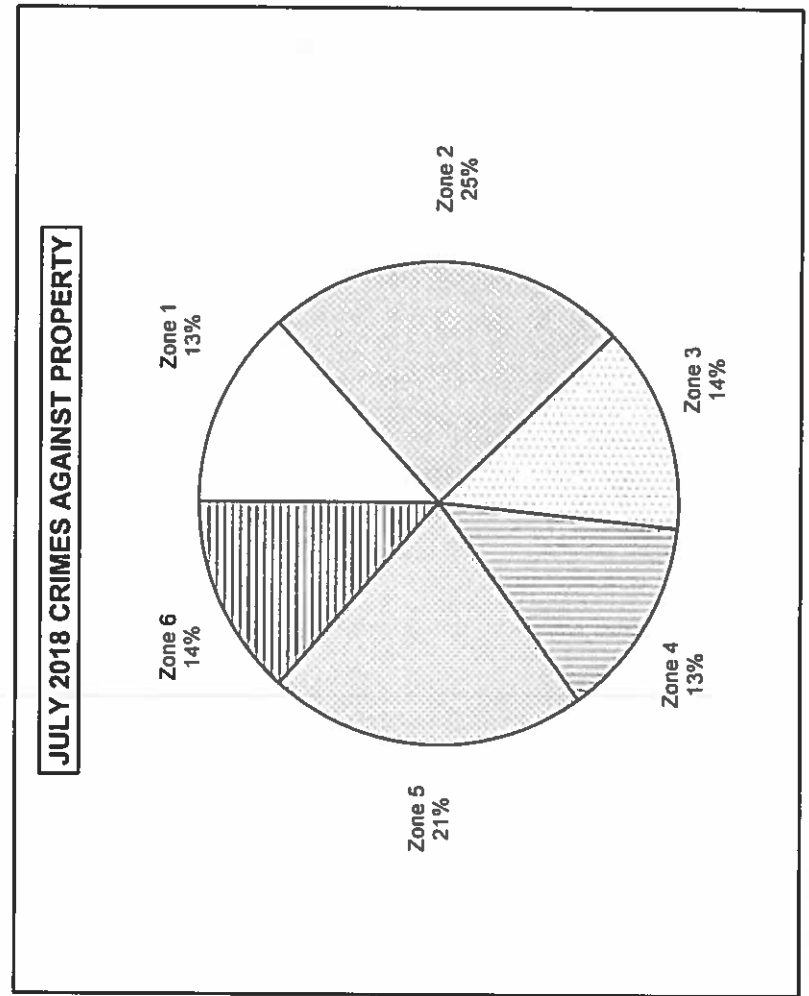


**2018
AREA BREAKDOWN
CRIMES AGAINST PERSONS AND PROPERTY**

JULY 2018 CRIMES AGAINST PERSONS BY ZONE						
CRIME	Zone 1	Zone 2	Zone 3	Zone 4	Zone 5	Zone 6
CRIMINAL HOMICIDE	6	2	3	1	2	0
RAPE	5	3	1	4	8	2
AGG. ASSAULT	52	12	70	45	19	24
TOTAL CRIMES AGAINST PERSONS	63	17	74	50	29	26

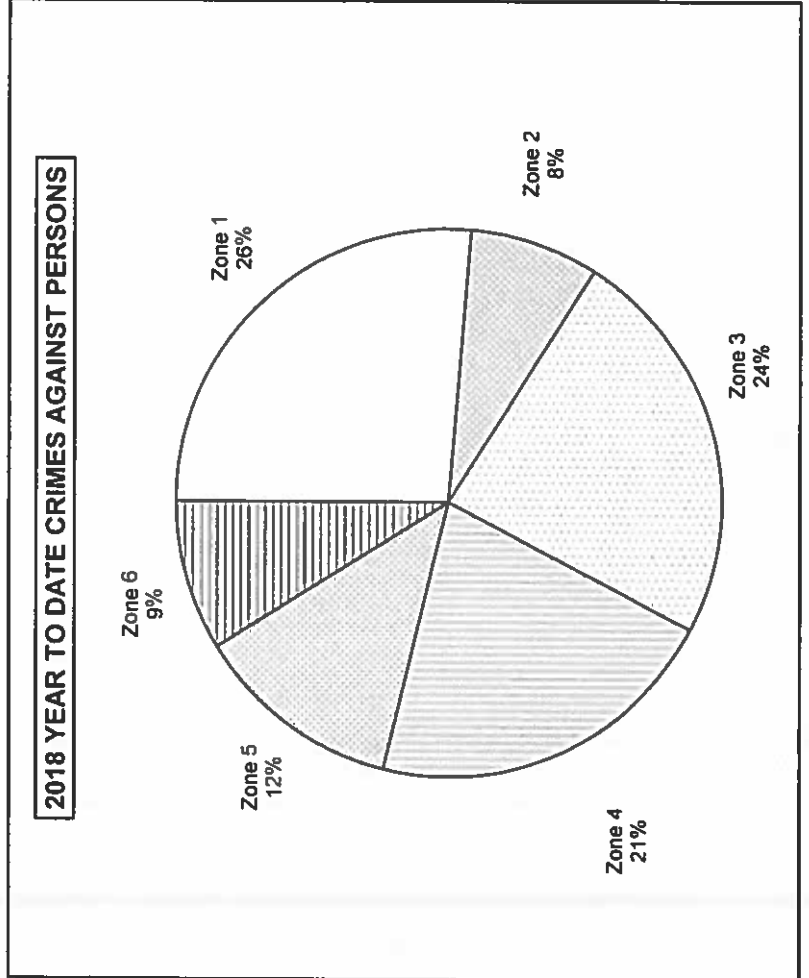


JULY 2018 CRIMES AGAINST PROPERTY BY ZONE						
CRIME	Zone 1	Zone 2	Zone 3	Zone 4	Zone 5	Zone 6
ROBBERY	16	10	25	21	16	12
BURGLARY	63	70	48	53	19	35
LARCENY	180	433	191	176	407	227
AUTO THEFT	46	48	53	58	48	35
TOTAL CRIMES AGAINST PROPERTY	305	561	317	308	490	309

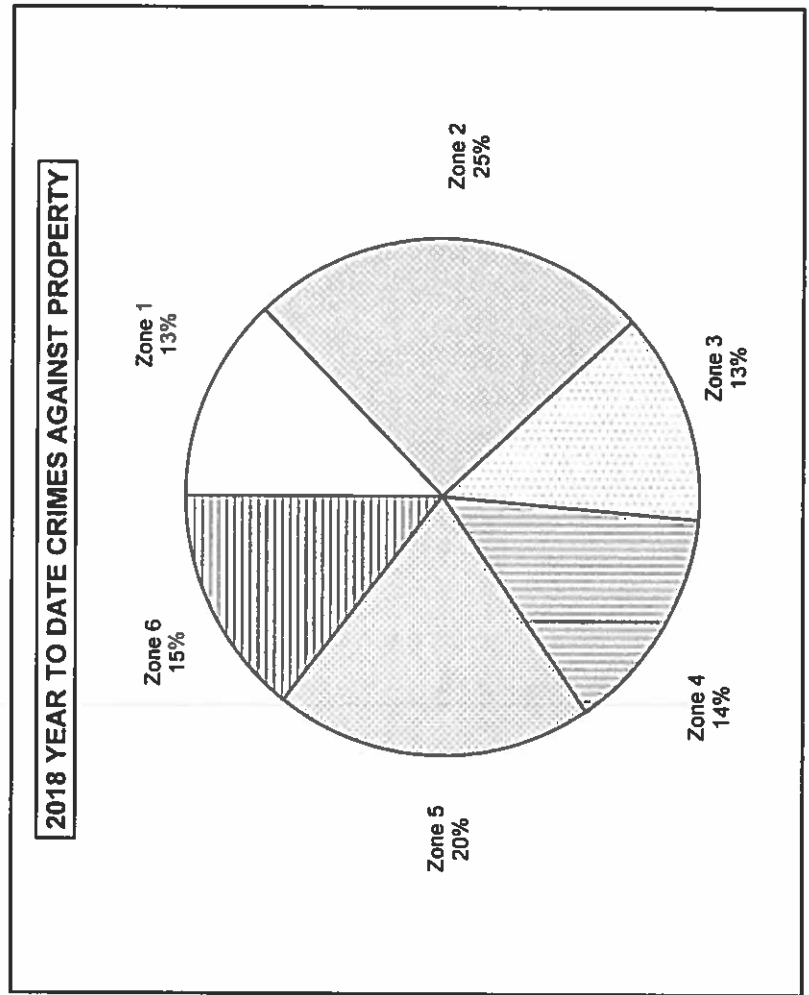


**2018
YEAR TO DATE AREA BREAKDOWN
CRIMES AGAINST PERSONS AND PROPERTY**

FIRST 7 MONTHS 2018 CRIMES AGAINST PERSONS BY ZONE							
CRIME	Zone 1	Zone 2	Zone 3	Zone 4	Zone 5	Zone 6	
CRIMINAL HOMICIDE	21	7	9	11	5	3	
RAPE	34	16	25	25	32	19	
AGG. ASSAULT	379	103	356	314	166	124	
TOTAL CRIMES AGAINST PERSONS	434	126	390	350	203	146	

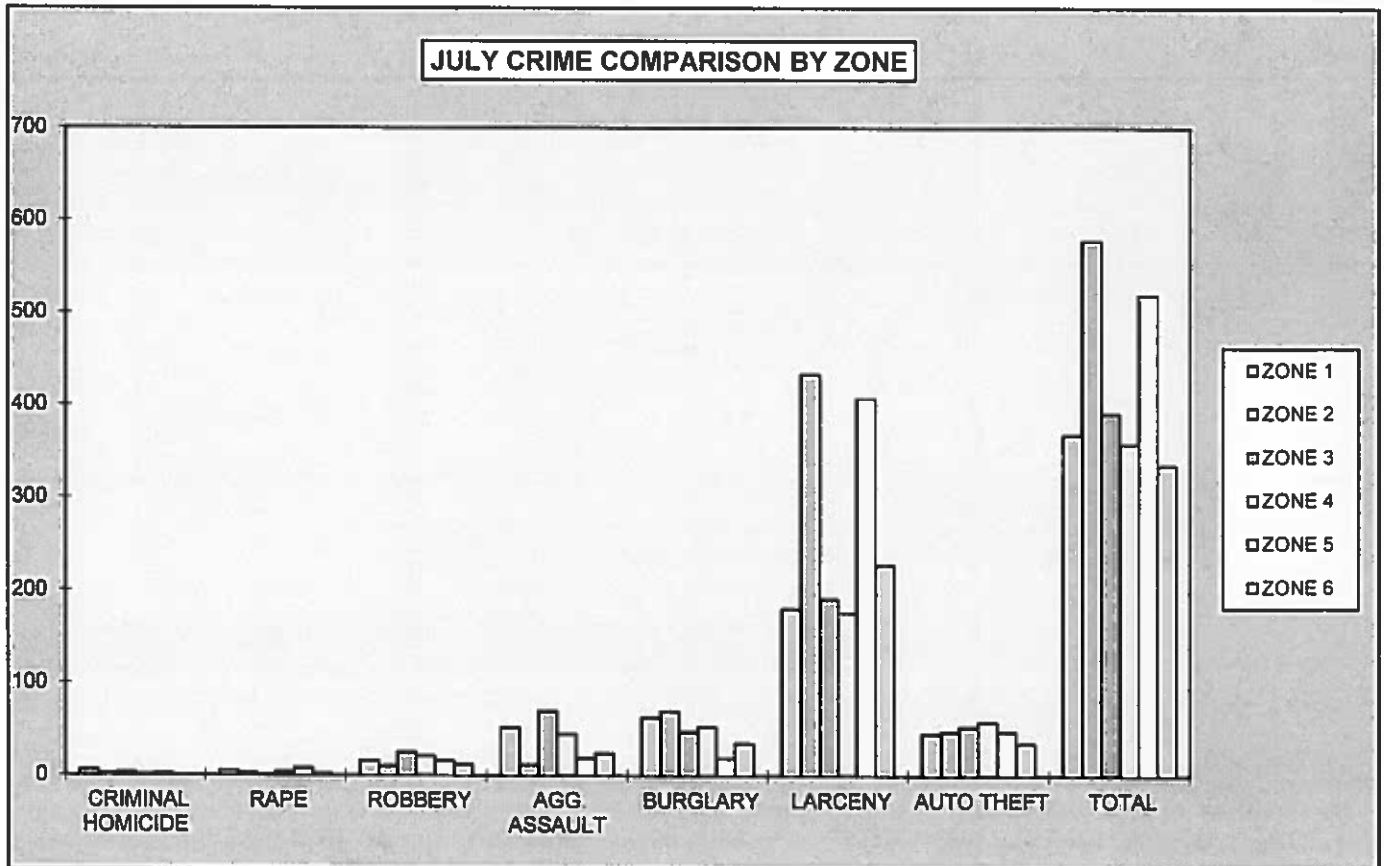


FIRST 7 MONTHS 2018 CRIMES AGAINST PROPERTY BY ZONE							
CRIME	Zone 1	Zone 2	Zone 3	Zone 4	Zone 5	Zone 6	
ROBBERY	128	79	134	135	93	88	
BURGLARY	319	334	342	391	152	225	
LARCENY	984	2,730	1,009	1,036	2,214	1,478	
AUTO THEFT	325	339	338	383	291	192	
TOTAL CRIMES AGAINST PROPERTY	1,756	3,482	1,823	1,945	2,750	1,983	



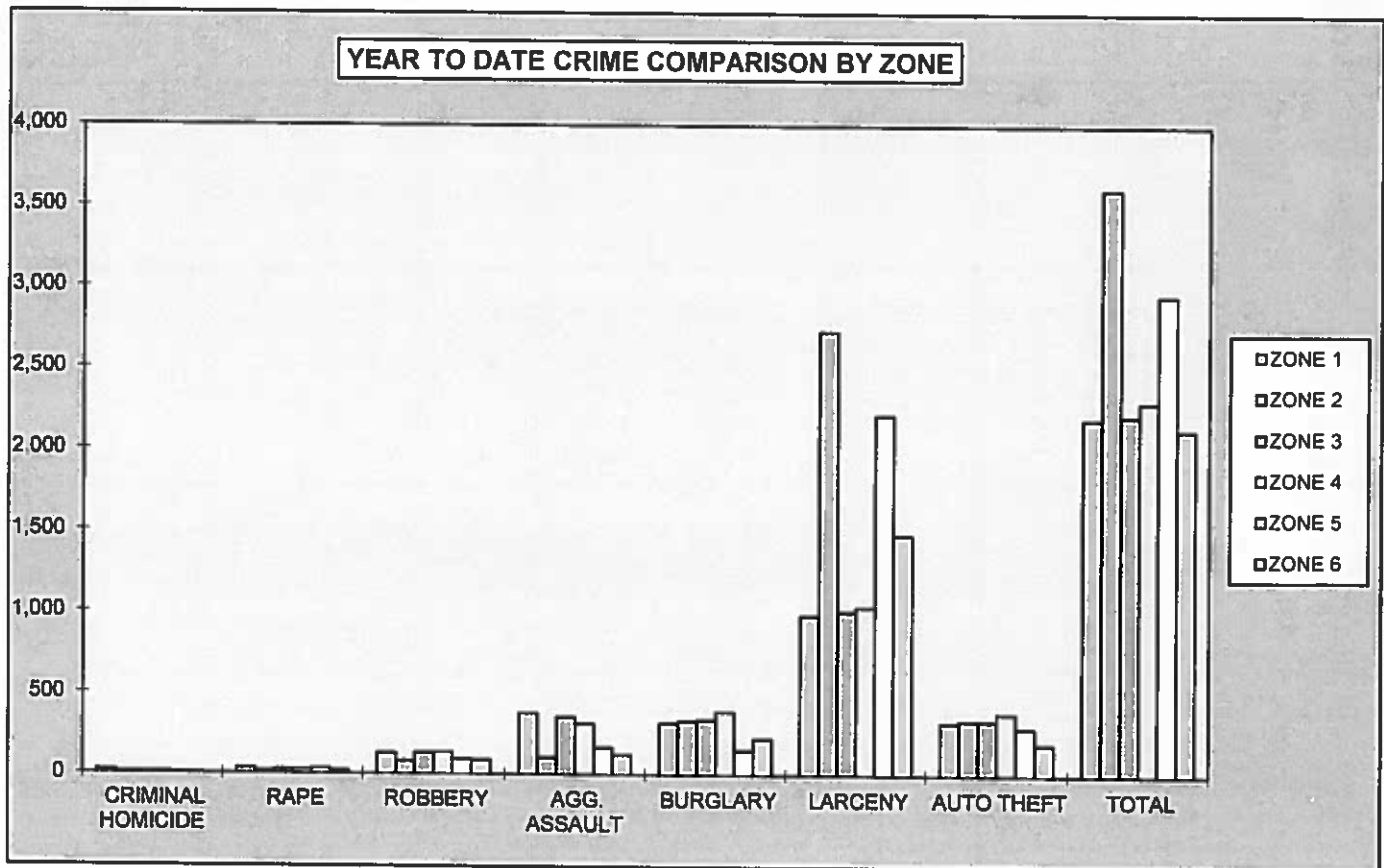
**2018
AREA BREAKDOWN**

JULY CRIME COMPARISON BY ZONE						
CRIME	ZONE 1	ZONE 2	ZONE 3	ZONE 4	ZONE 5	ZONE 6
CRIMINAL HOMICIDE	6	2	3	1	2	0
RAPE	5	3	1	4	8	2
ROBBERY	16	10	25	21	16	12
AGG. ASSAULT	52	12	70	45	19	24
BURGLARY	63	70	48	53	19	35
RESIDENCE	60	35	37	40	10	21
NON-RESIDENCE	3	35	11	13	9	14
LARCENY	180	433	191	176	407	227
POCKETPICKING	0	4	0	0	2	0
PURSE SNATCHING	4	2	1	3	4	2
SHOPLIFTING	39	72	16	27	26	42
FROM MOTOR VEHICLES	74	266	107	96	261	127
MOTOR VEH. PARTS/ACCESSORIES	14	8	18	11	17	2
BICYCLES	0	7	1	3	12	13
FROM BUILDINGS	19	41	13	8	64	11
FROM COIN OPERATED MACHINES	0	0	0	0	0	0
ALL OTHER	30	33	35	28	21	30
AUTO THEFT	46	48	53	58	48	35
TOTAL	368	578	391	358	519	335



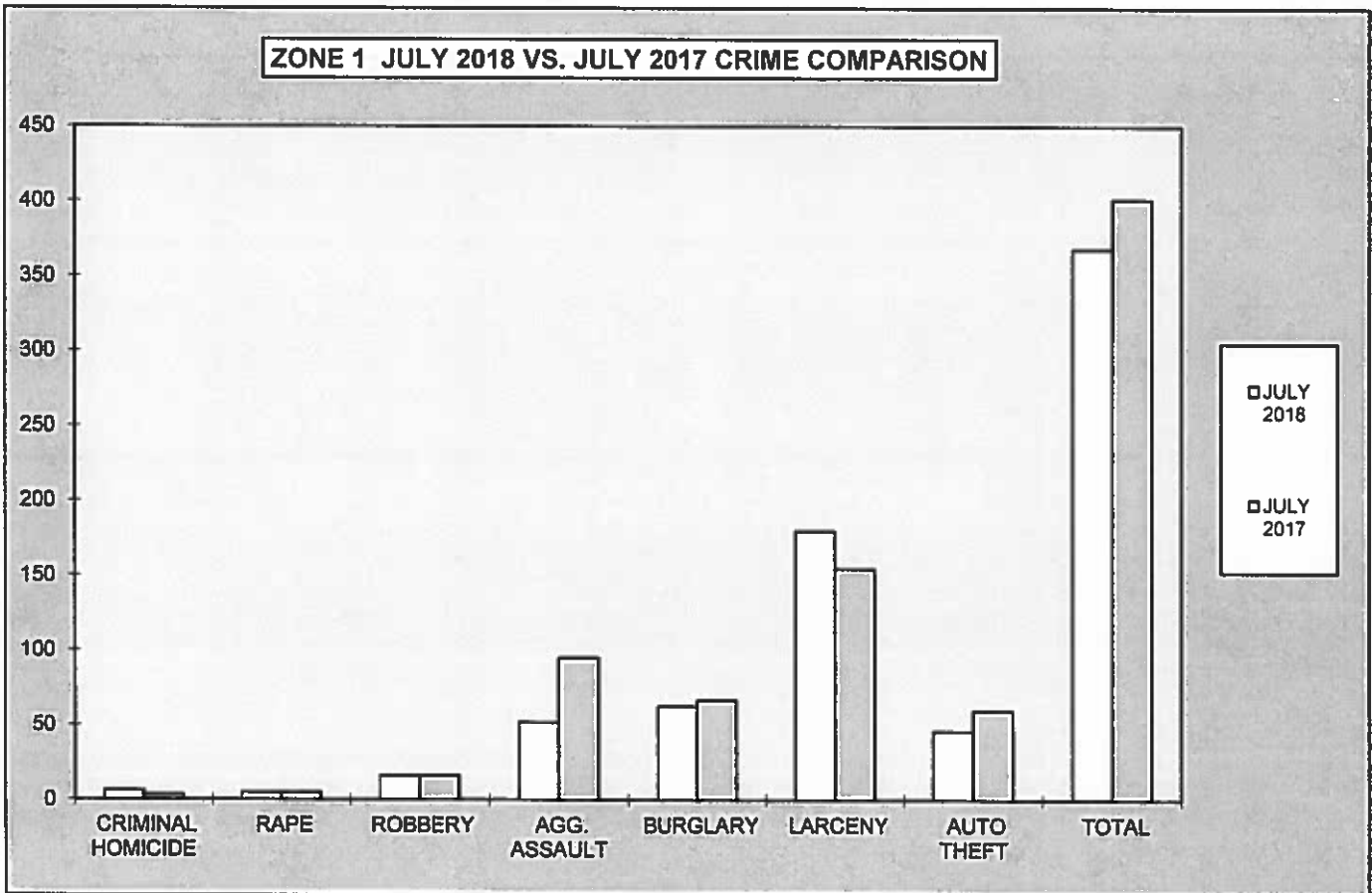
**2018
YEAR TO DATE AREA BREAKDOWN**

FIRST 7 MONTHS CRIME COMPARISON BY ZONE						
CRIME	ZONE 1	ZONE 2	ZONE 3	ZONE 4	ZONE 5	ZONE 6
CRIMINAL HOMICIDE	21	7	9	11	5	3
RAPE	34	16	25	25	32	19
ROBBERY	128	79	134	135	93	88
AGG. ASSAULT	379	103	356	314	166	124
BURGLARY	319	334	342	391	152	225
RESIDENCE	280	185	258	299	92	167
NON-RESIDENCE	39	149	84	92	60	58
LARCENY	984	2,730	1,009	1,036	2,214	1,478
POCKETPICKING	1	16	1	3	10	3
PURSE SNATCHING	27	11	14	16	32	10
SHOPLIFTING	227	565	69	153	155	262
FROM MOTOR VEHICLES	407	1,613	519	522	1,458	861
MOTOR VEH. PARTS/ACCESSORIES	88	71	120	77	59	40
BICYCLES	6	32	10	8	60	58
FROM BUILDINGS	91	196	81	73	274	76
FROM COIN OPERATED MACHINES	4	0	1	1	3	1
ALL OTHER	133	226	194	183	163	167
AUTO THEFT	325	339	338	383	291	192
TOTAL	2,190	3,608	2,213	2,295	2,953	2,129



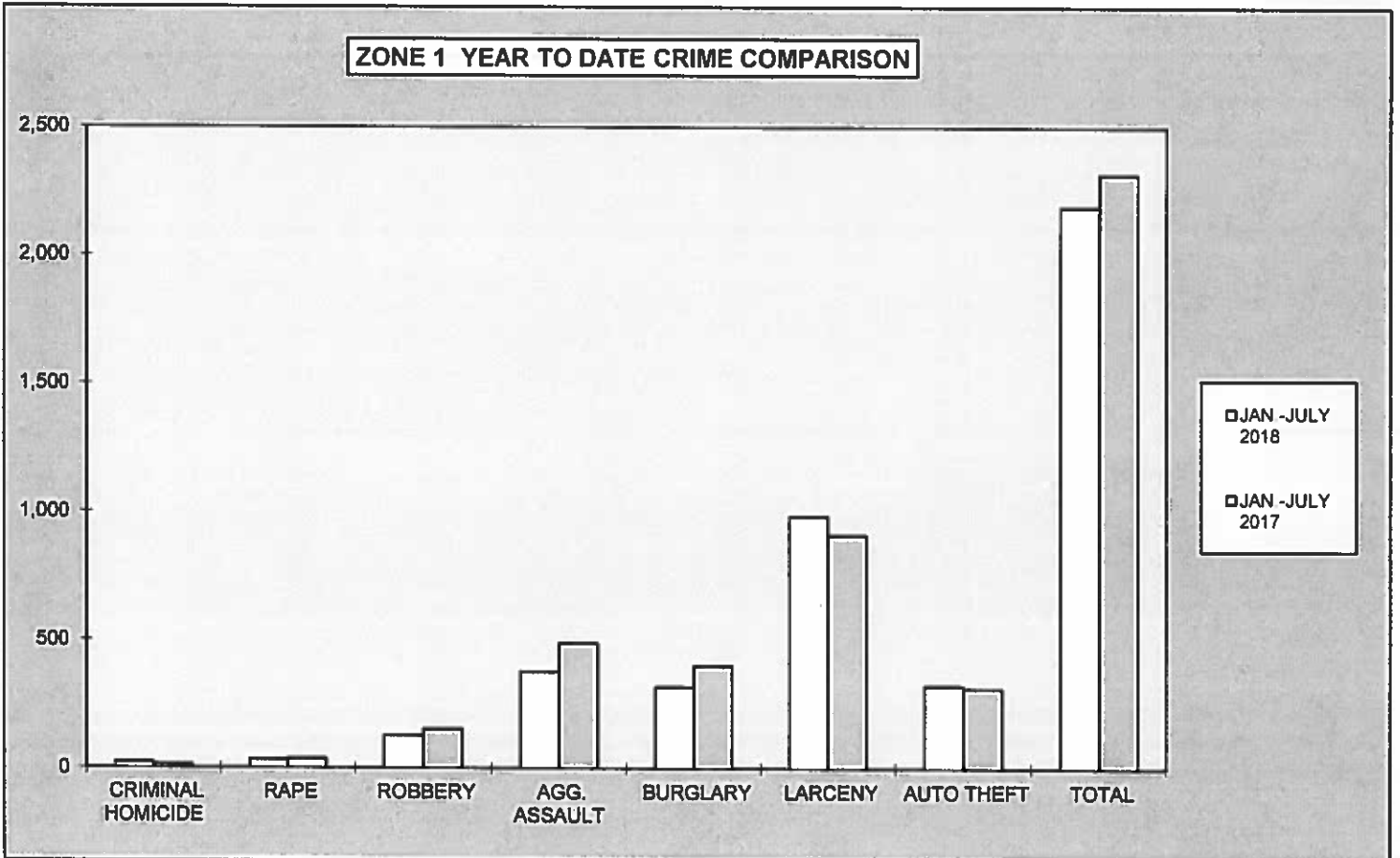
**2018
MONTHLY CRIME COMPARISON**

ZONE 1				
CRIME	JULY 2018	JULY 2017	# DIFFERENCE	% DIFFERENCE
CRIMINAL HOMICIDE	6	3	3	100%
RAPE	5	5	0	0%
ROBBERY	16	16	0	0%
AGG. ASSAULT	52	95	-43	-45%
BURGLARY	63	67	-4	-6%
RESIDENCE	60	58	2	3%
NON-RESIDENCE	3	9	-6	-67%
LARCENY	180	155	25	16%
POCKETPICKING	0	0	0	0%
PURSE SNATCHING	4	6	-2	-33%
SHOPLIFTING	39	17	22	129%
FROM MOTOR VEHICLES	74	65	9	14%
MOTOR VEH. PARTS/ACCESSORIES	14	22	-8	-36%
BICYCLES	0	0	0	0%
FROM BUILDINGS	19	21	-2	-10%
FROM COIN OPERATED MACHINES	0	0	0	0%
ALL OTHER	30	24	6	25%
AUTO THEFT	46	60	-14	-23%
TOTAL	368	401	-33	-8%



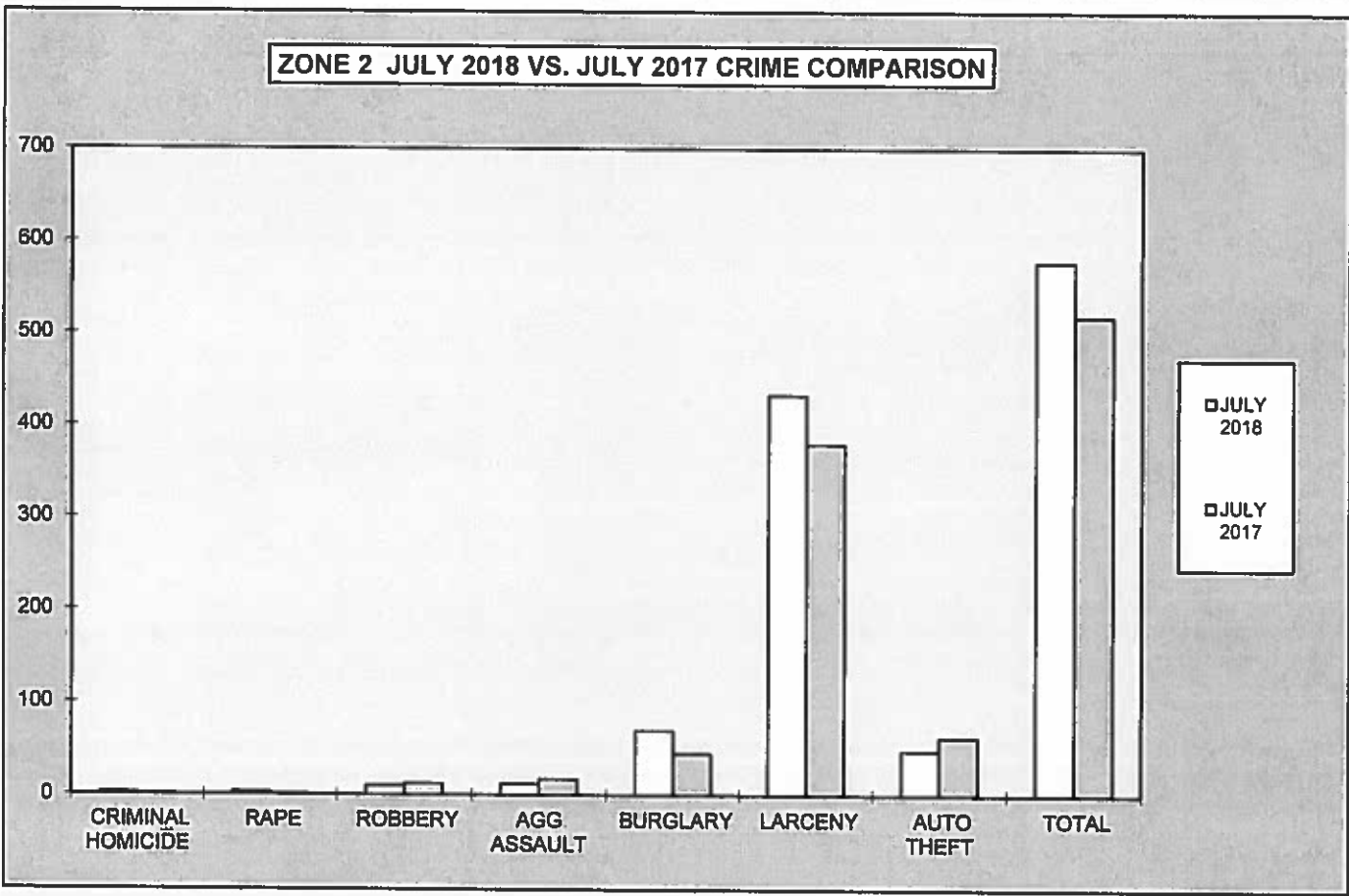
**2018
YEAR TO DATE CRIME COMPARISON**

ZONE 1				
CRIME	JAN.-JULY 2018	JAN.-JULY 2017	# DIFFERENCE	% DIFFERENCE
CRIMINAL HOMICIDE	21	14	7	50%
RAPE	34	36	-2	-6%
ROBBERY	128	153	-25	-16%
AGG. ASSAULT	379	488	-109	-22%
BURGLARY	319	402	-83	-21%
RESIDENCE	280	343	-63	-18%
NON-RESIDENCE	39	59	-20	-34%
LARCENY	984	910	74	8%
POCKETPICKING	1	1	0	0%
PURSE SNATCHING	27	25	2	8%
SHOPLIFTING	227	128	99	77%
FROM MOTOR VEHICLES	407	385	22	6%
MOTOR VEH. PARTS/ACCESSORIES	88	105	-17	-16%
BICYCLES	6	3	3	100%
FROM BUILDINGS	91	93	-2	-2%
FROM COIN OPERATED MACHINES	4	3	1	33%
ALL OTHER	133	167	-34	-20%
AUTO THEFT	325	314	11	4%
TOTAL	2,190	2,317	-127	-5%



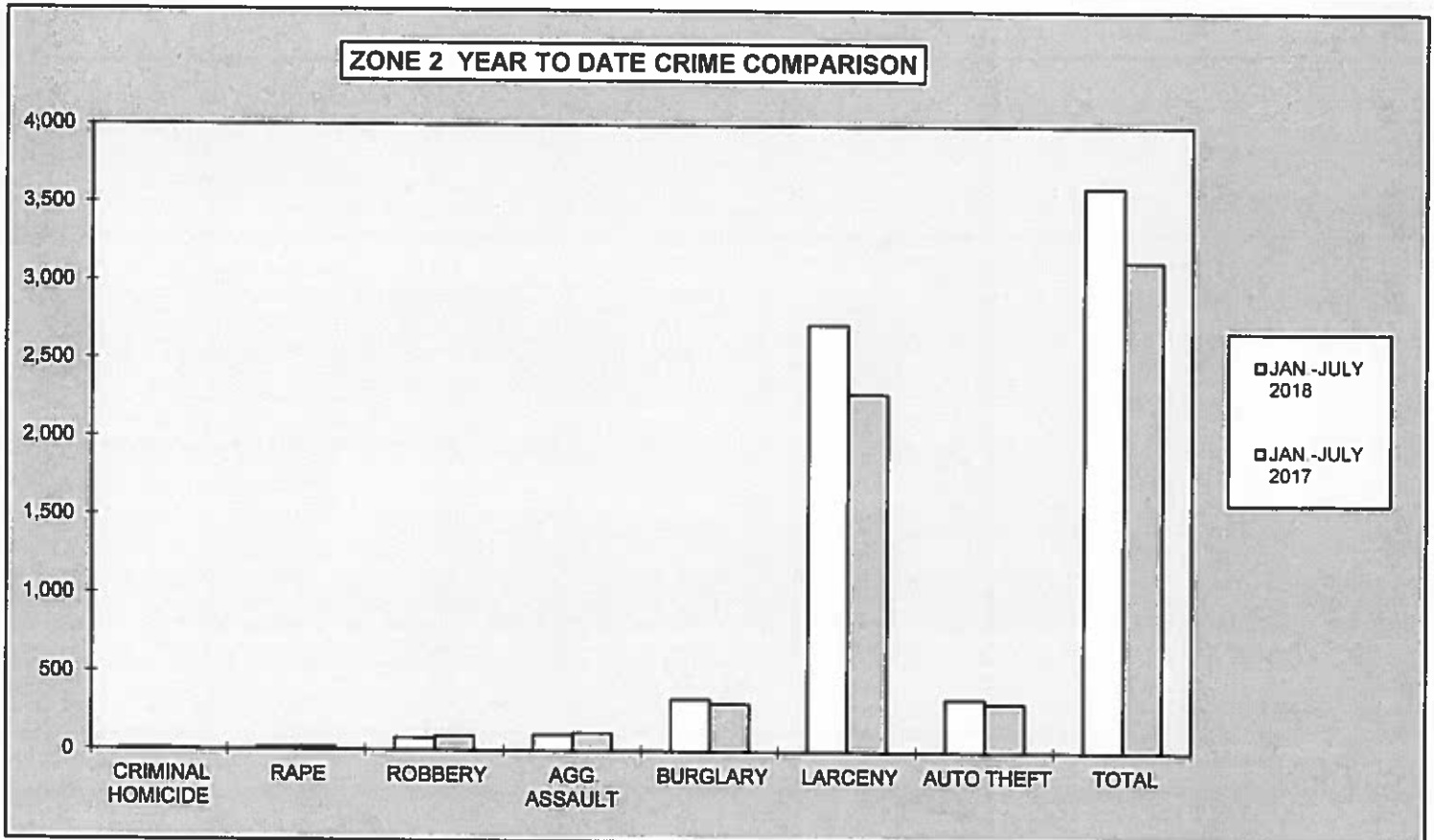
**2018
MONTHLY CRIME COMPARISON**

ZONE 2				
CRIME	JULY 2018	JULY 2017	# DIFFERENCE	% DIFFERENCE
CRIMINAL HOMICIDE	2	1	1	100%
RAPE	3	1	2	200%
ROBBERY	10	12	-2	-17%
AGG. ASSAULT	12	17	-5	-29%
BURGLARY	70	45	25	56%
RESIDENCE	35	31	4	13%
NON-RESIDENCE	35	14	21	150%
LARCENY	433	380	53	14%
POCKETPICKING	4	6	-2	-33%
PURSE SNATCHING	2	1	1	100%
SHOPLIFTING	72	81	-9	-11%
FROM MOTOR VEHICLES	266	210	56	27%
MOTOR VEH. PARTS/ACCESSORIES	8	18	-10	-56%
BICYCLES	7	2	5	250%
FROM BUILDINGS	41	22	19	86%
FROM COIN OPERATED MACHINES	0	0	0	0%
ALL OTHER	33	40	-7	-18%
AUTO THEFT	48	63	-15	-24%
TOTAL	578	519	59	11%



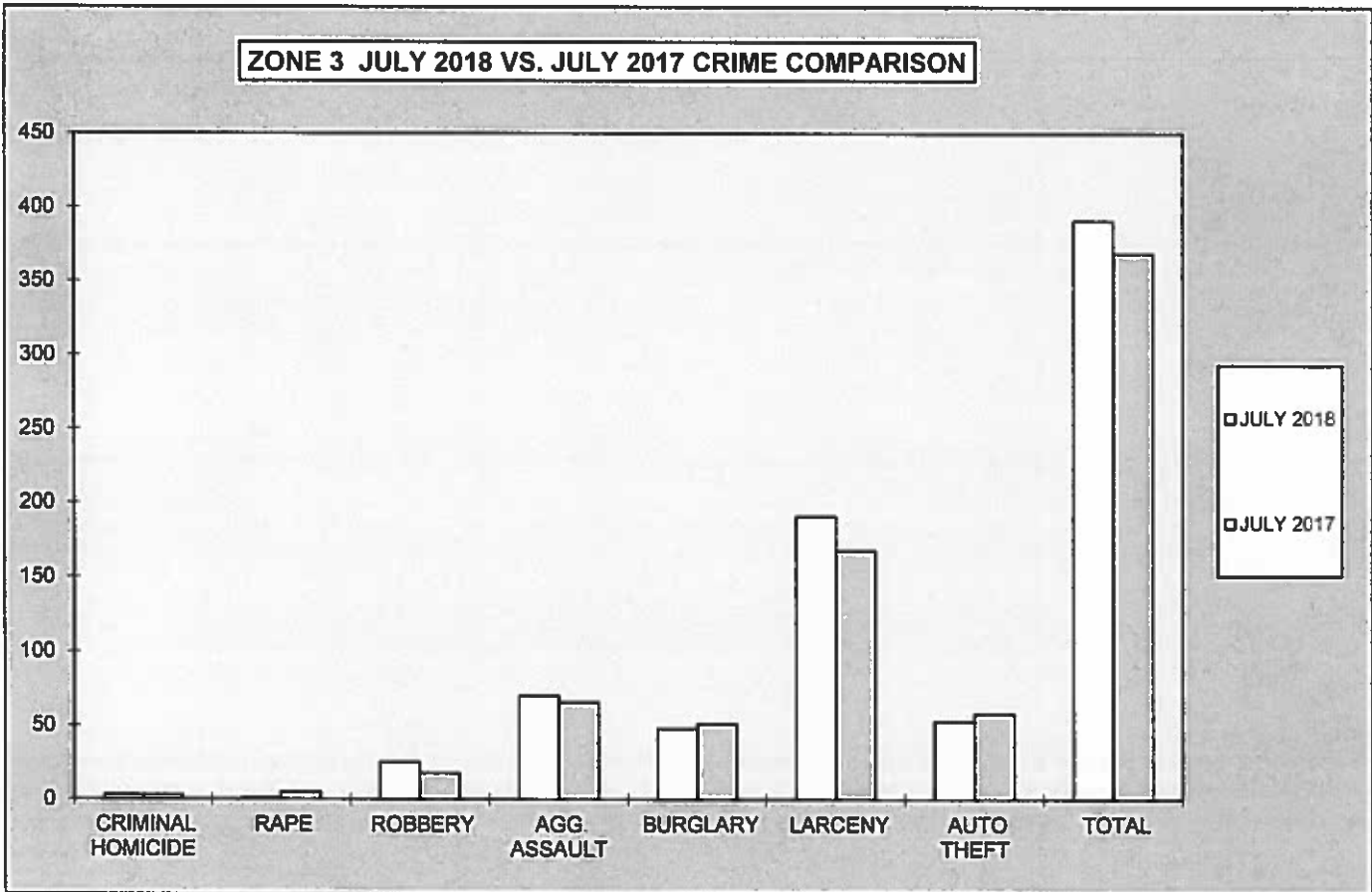
**2018
YEAR TO DATE CRIME COMPARISON**

ZONE 2				
CRIME	JAN.-JULY 2018	JAN.-JULY 2017	# DIFFERENCE	% DIFFERENCE
CRIMINAL HOMICIDE	7	5	2	40%
RAPE	16	20	-4	-20%
ROBBERY	79	91	-12	-13%
AGG. ASSAULT	103	114	-11	-10%
BURGLARY	334	307	27	9%
RESIDENCE	185	196	-11	-6%
NON-RESIDENCE	149	111	38	34%
LARCENY	2,730	2,287	443	19%
POCKETPICKING	16	22	-6	-27%
PURSE SNATCHING	11	10	1	10%
SHOPLIFTING	565	513	52	10%
FROM MOTOR VEHICLES	1,613	1,201	412	34%
MOTOR VEH. PARTS/ACCESSORIES	71	71	0	0%
BICYCLES	32	24	8	33%
FROM BUILDINGS	196	197	-1	-1%
FROM COIN OPERATED MACHINES	0	0	0	0%
ALL OTHER	226	249	-23	-9%
AUTO THEFT	339	311	28	9%
TOTAL	3,608	3,135	473	15%



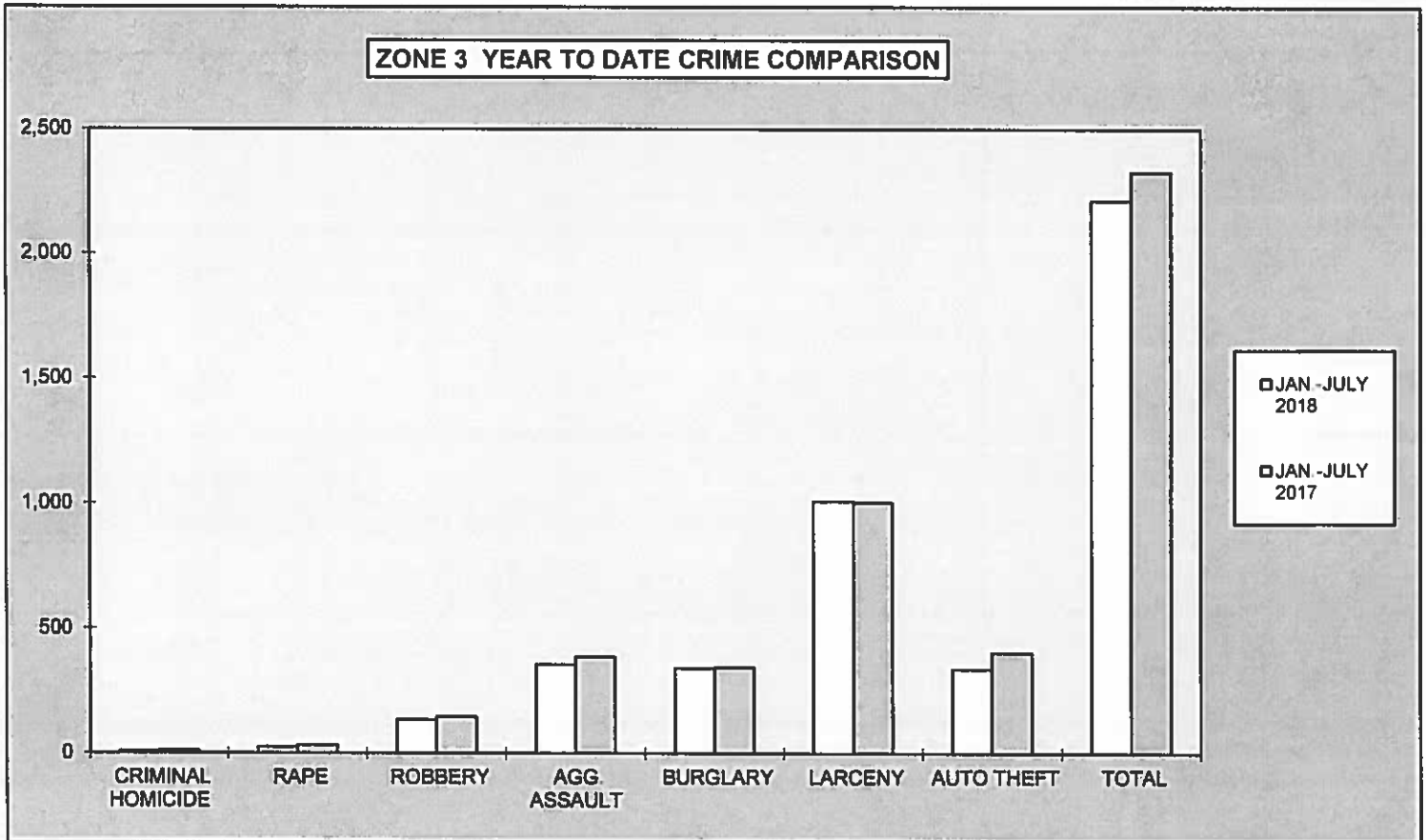
**2018
MONTHLY CRIME COMPARISON**

ZONE 3				
CRIME	JULY 2018	JULY 2017	# DIFFERENCE	% DIFFERENCE
CRIMINAL HOMICIDE	3	3	0	0%
RAPE	1	5	-4	-80%
ROBBERY	25	18	7	39%
AGG. ASSAULT	70	66	4	6%
BURGLARY	48	51	-3	-6%
RESIDENCE	37	40	-3	-8%
NON-RESIDENCE	11	11	0	0%
LARCENY	191	168	23	14%
POCKETPICKING	0	0	0	0%
PURSE SNATCHING	1	2	-1	-50%
SHOPLIFTING	16	12	4	33%
FROM MOTOR VEHICLES	107	67	40	60%
MOTOR VEH. PARTS/ACCESSORIES	18	27	-9	-33%
BICYCLES	1	1	0	0%
FROM BUILDINGS	13	20	-7	-35%
FROM COIN OPERATED MACHINES	0	0	0	0%
ALL OTHER	35	39	-4	-10%
AUTO THEFT	53	58	-5	-9%
TOTAL	391	369	22	6%



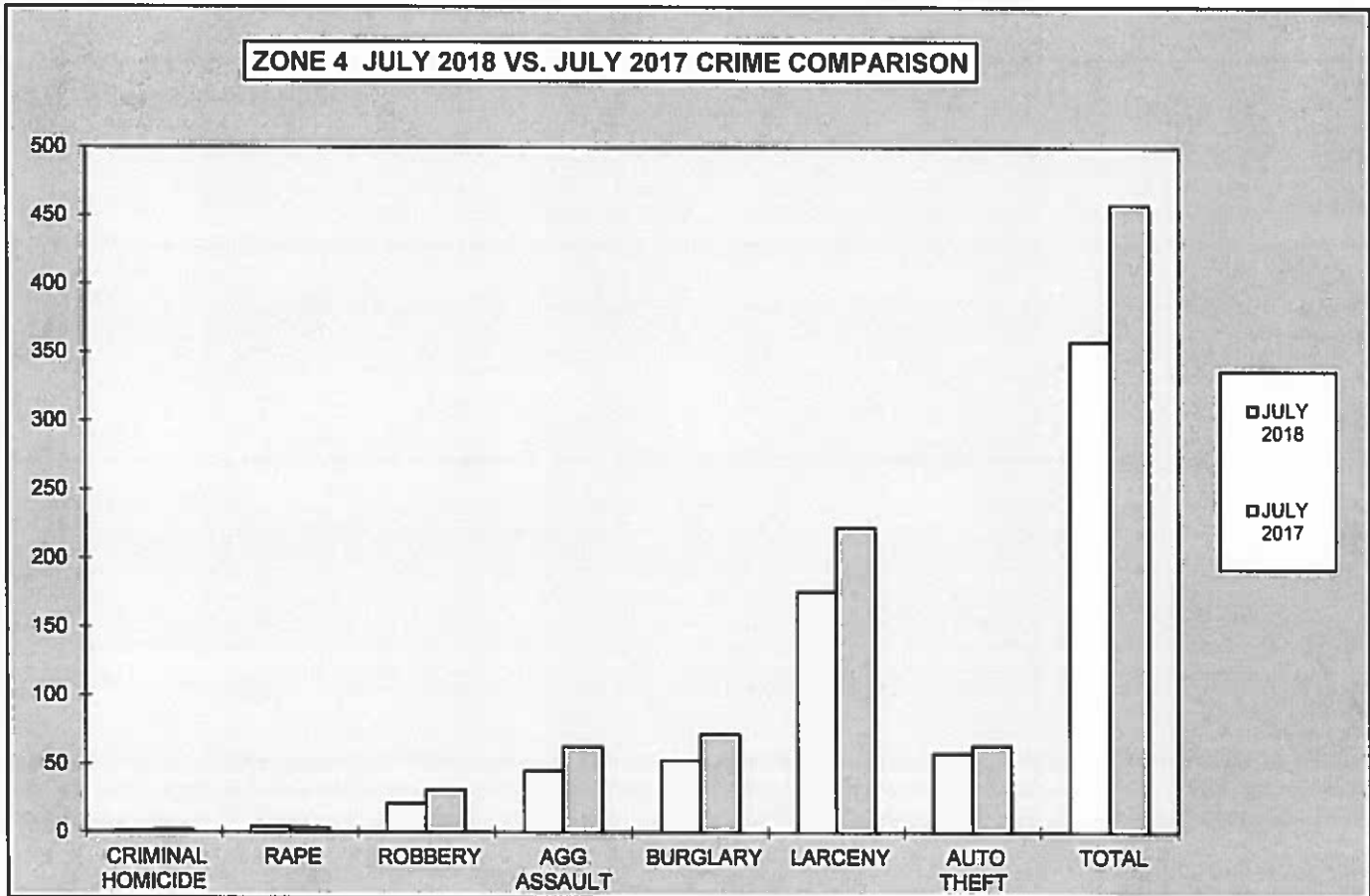
**2018
YEAR TO DATE CRIME COMPARISON**

ZONE 3				
CRIME	JAN.-JULY 2018	JAN.-JULY 2017	# DIFFERENCE	% DIFFERENCE
CRIMINAL HOMICIDE	9	12	-3	-25%
RAPE	25	32	-7	-22%
ROBBERY	134	147	-13	-9%
AGG. ASSAULT	356	386	-30	-8%
BURGLARY	342	344	-2	-1%
RESIDENCE	258	276	-18	-7%
NON-RESIDENCE	84	68	16	24%
LARCENY	1,009	1,002	7	1%
POCKETPICKING	1	1	0	0%
PURSE SNATCHING	14	17	-3	-18%
SHOPLIFTING	69	81	-12	-15%
FROM MOTOR VEHICLES	519	480	39	8%
MOTOR VEH. PARTS/ACCESSORIES	120	114	6	5%
BICYCLES	10	8	2	25%
FROM BUILDINGS	81	89	-8	-9%
FROM COIN OPERATED MACHINES	1	1	0	0%
ALL OTHER	194	211	-17	-8%
AUTO THEFT	338	404	-66	-16%
TOTAL	2,213	2,327	-114	-5%



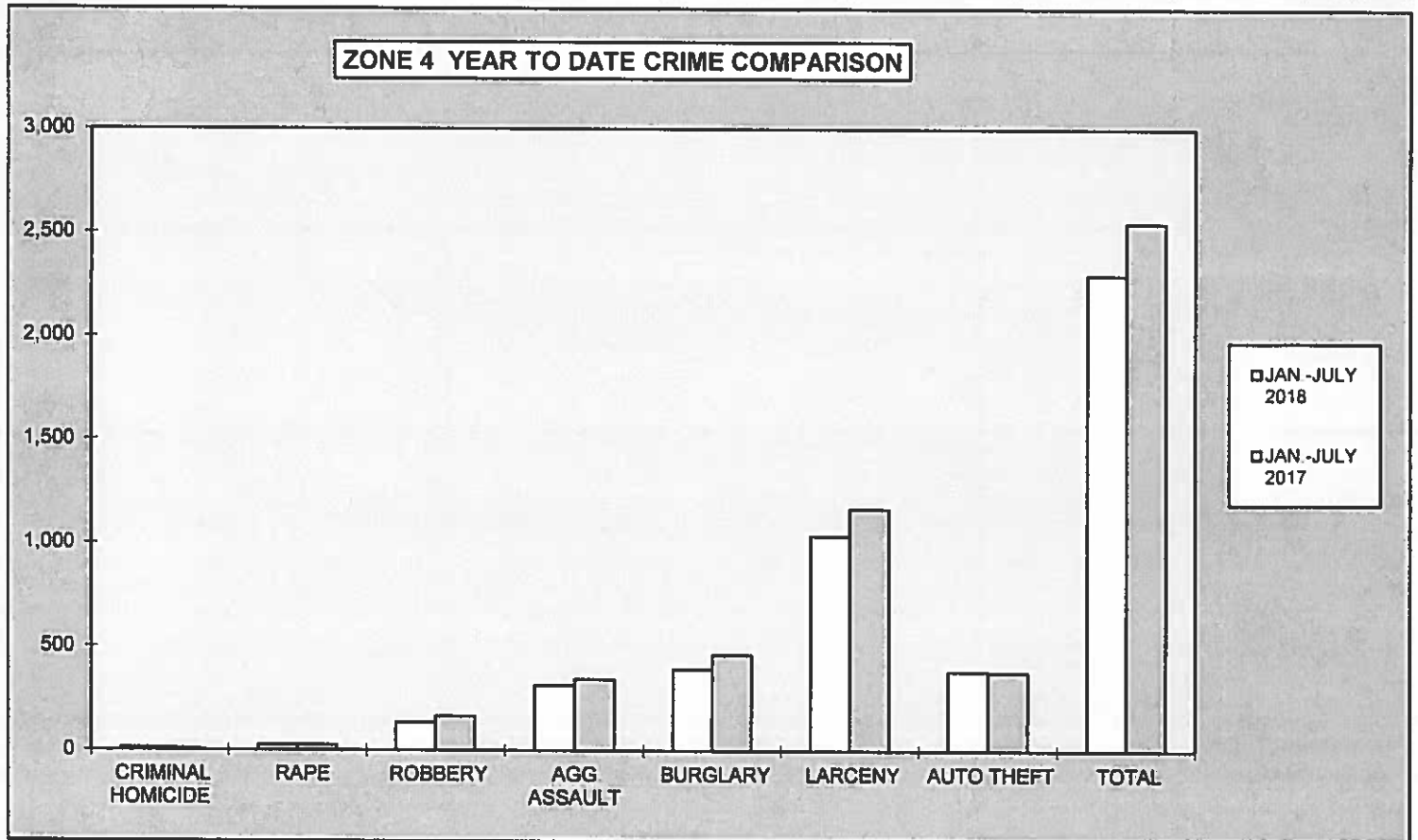
**2018
MONTHLY CRIME COMPARISON**

ZONE 4				
CRIME	JULY 2018	JULY 2017	# DIFFERENCE	% DIFFERENCE
CRIMINAL HOMICIDE	1	2	-1	-50%
RAPE	4	3	1	33%
ROBBERY	21	31	-10	-32%
AGG. ASSAULT	45	63	-18	-29%
BURGLARY	53	72	-19	-26%
RESIDENCE	40	62	-22	-35%
NON-RESIDENCE	13	10	3	30%
LARCENY	176	223	-47	-21%
POCKETPICKING	0	1	-1	-100%
PURSE SNATCHING	3	8	-5	-63%
SHOPLIFTING	27	27	0	0%
FROM MOTOR VEHICLES	96	117	-21	-18%
MOTOR VEH. PARTS/ACCESSORIES	11	12	-1	-8%
BICYCLES	3	3	0	0%
FROM BUILDINGS	8	16	-8	-50%
FROM COIN OPERATED MACHINES	0	0	0	0%
ALL OTHER	28	39	-11	-28%
AUTO THEFT	58	64	-6	-9%
TOTAL	358	458	-100	-22%



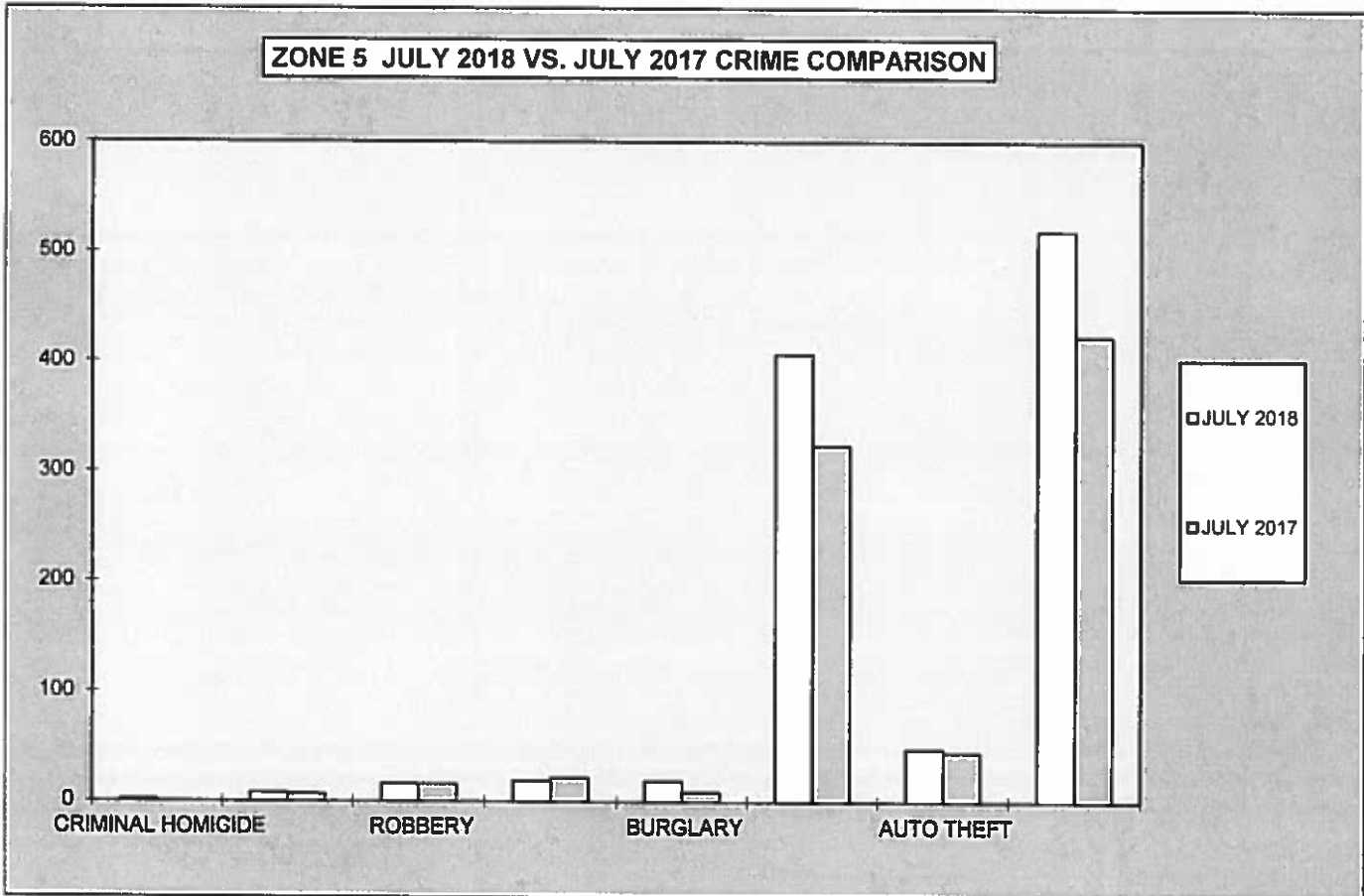
**2018
YEAR TO DATE CRIME COMPARISON**

ZONE 4				
CRIME	JAN.-JULY 2018	JAN.-JULY 2017	# DIFFERENCE	% DIFFERENCE
CRIMINAL HOMICIDE	11	8	3	38%
RAPE	25	24	1	4%
ROBBERY	135	164	-29	-18%
AGG. ASSAULT	314	343	-29	-8%
BURGLARY	391	462	-71	-15%
RESIDENCE	299	371	-72	-19%
NON-RESIDENCE	92	91	1	1%
LARCENY	1,036	1,167	-131	-11%
POCKETPICKING	3	4	-1	-25%
PURSE SNATCHING	16	30	-14	-47%
SHOPLIFTING	153	165	-12	-7%
FROM MOTOR VEHICLES	522	581	-59	-10%
MOTOR VEH. PARTS/ACCESSORIES	77	70	7	10%
BICYCLES	8	10	-2	-20%
FROM BUILDINGS	73	86	-13	-15%
FROM COIN OPERATED MACHINES	1	1	0	0%
ALL OTHER	183	220	-37	-17%
AUTO THEFT	383	378	5	1%
TOTAL	2,295	2,546	-251	-10%



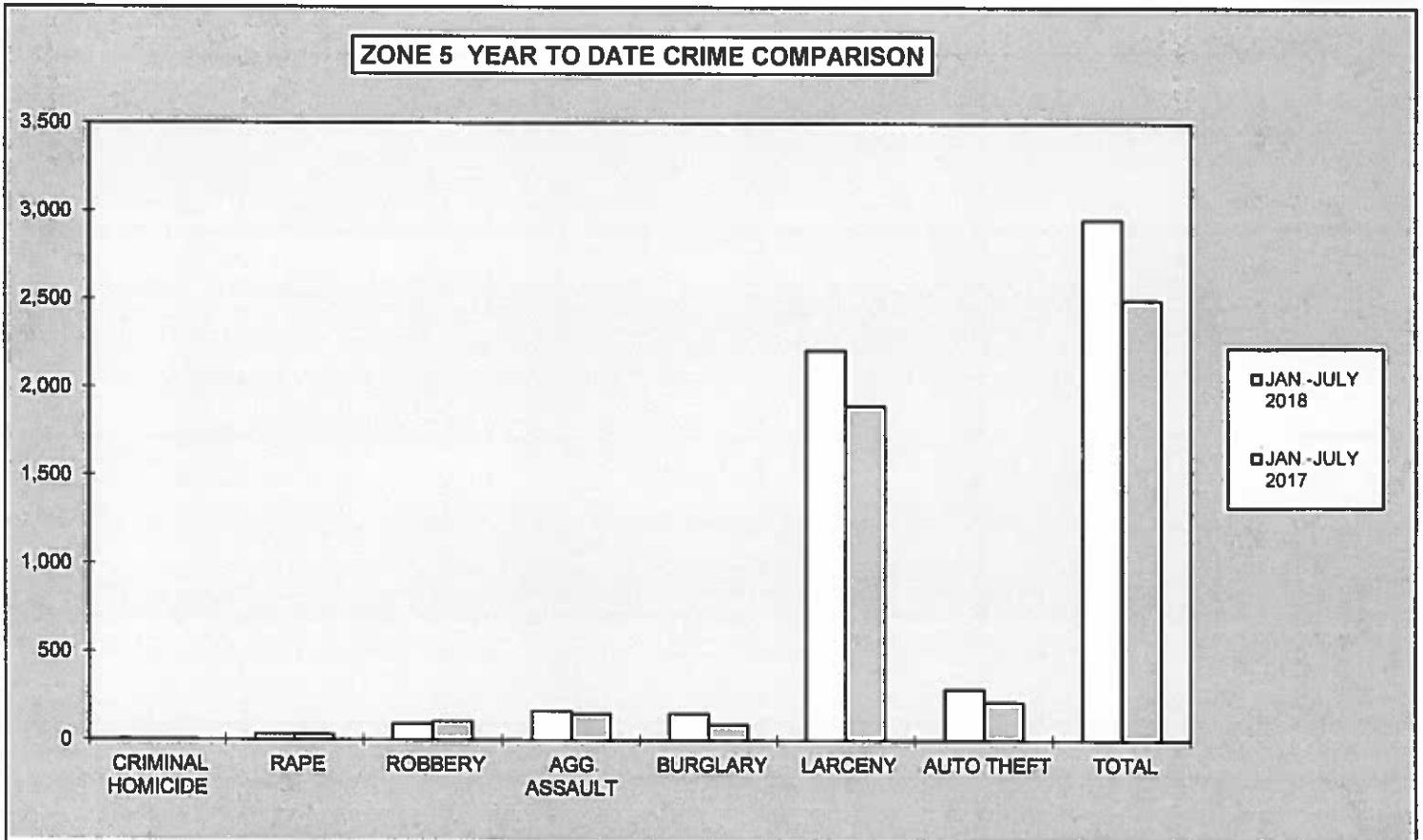
**2018
MONTHLY CRIME COMPARISON**

ZONE 5				
CRIME	JULY 2018	JULY 2017	# DIFFERENCE	% DIFFERENCE
CRIMINAL HOMICIDE	2	0	2	100%
RAPE	8	7	1	14%
ROBBERY	16	16	0	0%
AGG. ASSAULT	19	22	-3	-14%
BURGLARY	19	9	10	111%
RESIDENCE	10	6	4	67%
NON-RESIDENCE	9	3	6	200%
LARCENY	407	324	83	26%
POCKETPICKING	2	2	0	0%
PURSE SNATCHING	4	2	2	100%
SHOPLIFTING	26	33	-7	-21%
FROM MOTOR VEHICLES	261	196	65	33%
MOTOR VEH. PARTS/ACCESSORIES	17	12	5	42%
BICYCLES	12	10	2	20%
FROM BUILDINGS	64	49	15	31%
FROM COIN OPERATED MACHINES	0	1	-1	-100%
ALL OTHER	21	19	2	11%
AUTO THEFT	48	45	3	7%
TOTAL	519	423	96	23%



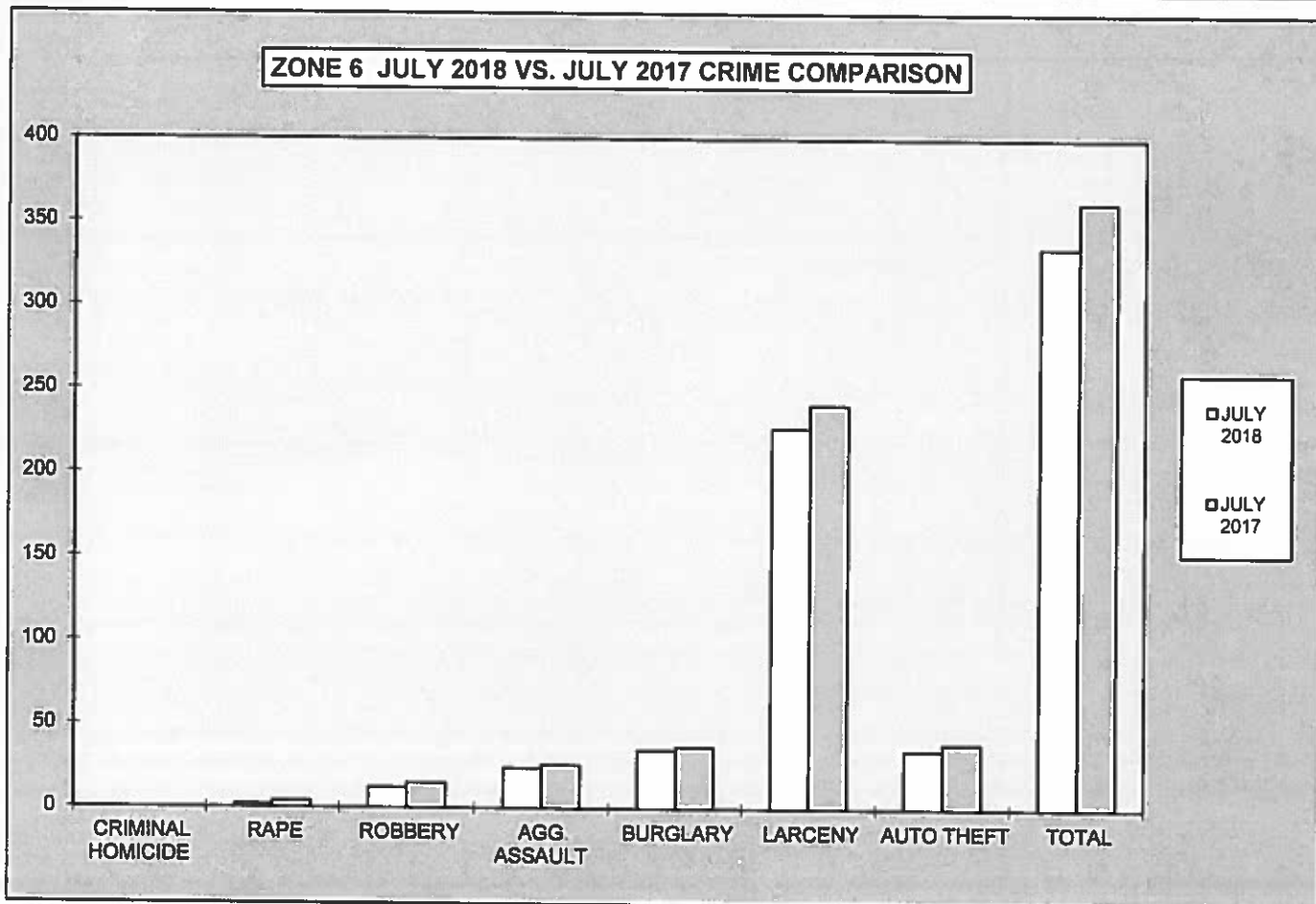
**2018
YEAR TO DATE CRIME COMPARISON**

ZONE 5				
CRIME	JAN.-JULY 2018	JAN.-JULY 2017	# DIFFERENCE	% DIFFERENCE
CRIMINAL HOMICIDE	5	5	0	0%
RAPE	32	31	1	3%
ROBBERY	93	105	-12	-11%
AGG. ASSAULT	166	151	15	10%
BURGLARY	152	90	62	69%
RESIDENCE	92	44	48	109%
NON-RESIDENCE	60	46	14	30%
LARCENY	2,214	1,896	318	17%
POCKETPICKING	10	12	-2	-17%
PURSE SNATCHING	32	27	5	19%
SHOPLIFTING	155	172	-17	-10%
FROM MOTOR VEHICLES	1,458	1,148	310	27%
MOTOR VEH. PARTS/ACCESSORIES	59	62	-3	-5%
BICYCLES	60	40	20	50%
FROM BUILDINGS	274	259	15	6%
FROM COIN OPERATED MACHINES	3	1	2	200%
ALL OTHER	163	175	-12	-7%
AUTO THEFT	291	219	72	33%
TOTAL	2,953	2,497	456	18%



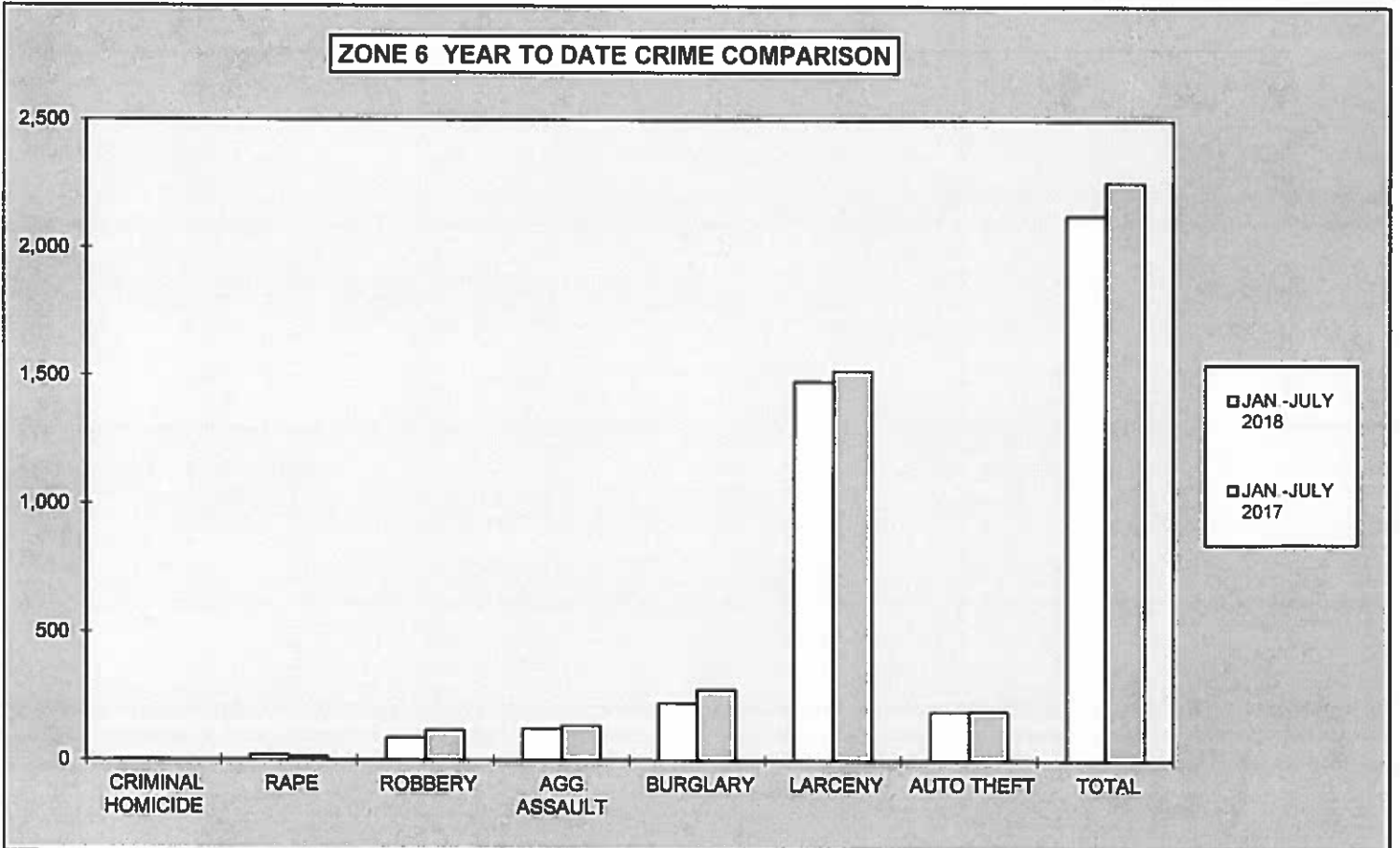
**2018
MONTHLY CRIME COMPARISON**

ZONE 6				
CRIME	JULY 2018	JULY 2017	# DIFFERENCE	% DIFFERENCE
CRIMINAL HOMICIDE	0	0	0	0%
RAPE	2	4	-2	-50%
ROBBERY	12	15	-3	-20%
AGG. ASSAULT	24	26	-2	-8%
BURGLARY	35	37	-2	-5%
RESIDENCE	21	26	-5	-19%
NON-RESIDENCE	14	11	3	27%
LARCENY	227	241	-14	-6%
POCKETPICKING	0	0	0	0%
PURSE SNATCHING	2	4	-2	-50%
SHOPLIFTING	42	31	11	35%
FROM MOTOR VEHICLES	127	113	14	12%
MOTOR VEH. PARTS/ACCESSORIES	2	11	-9	-82%
BICYCLES	13	14	-1	-7%
FROM BUILDINGS	11	25	-14	-56%
FROM COIN OPERATED MACHINES	0	1	-1	-100%
ALL OTHER	30	42	-12	-29%
AUTO THEFT	35	39	-4	-10%
TOTAL	335	362	-27	-7%



**2018
YEAR TO DATE CRIME COMPARISON**

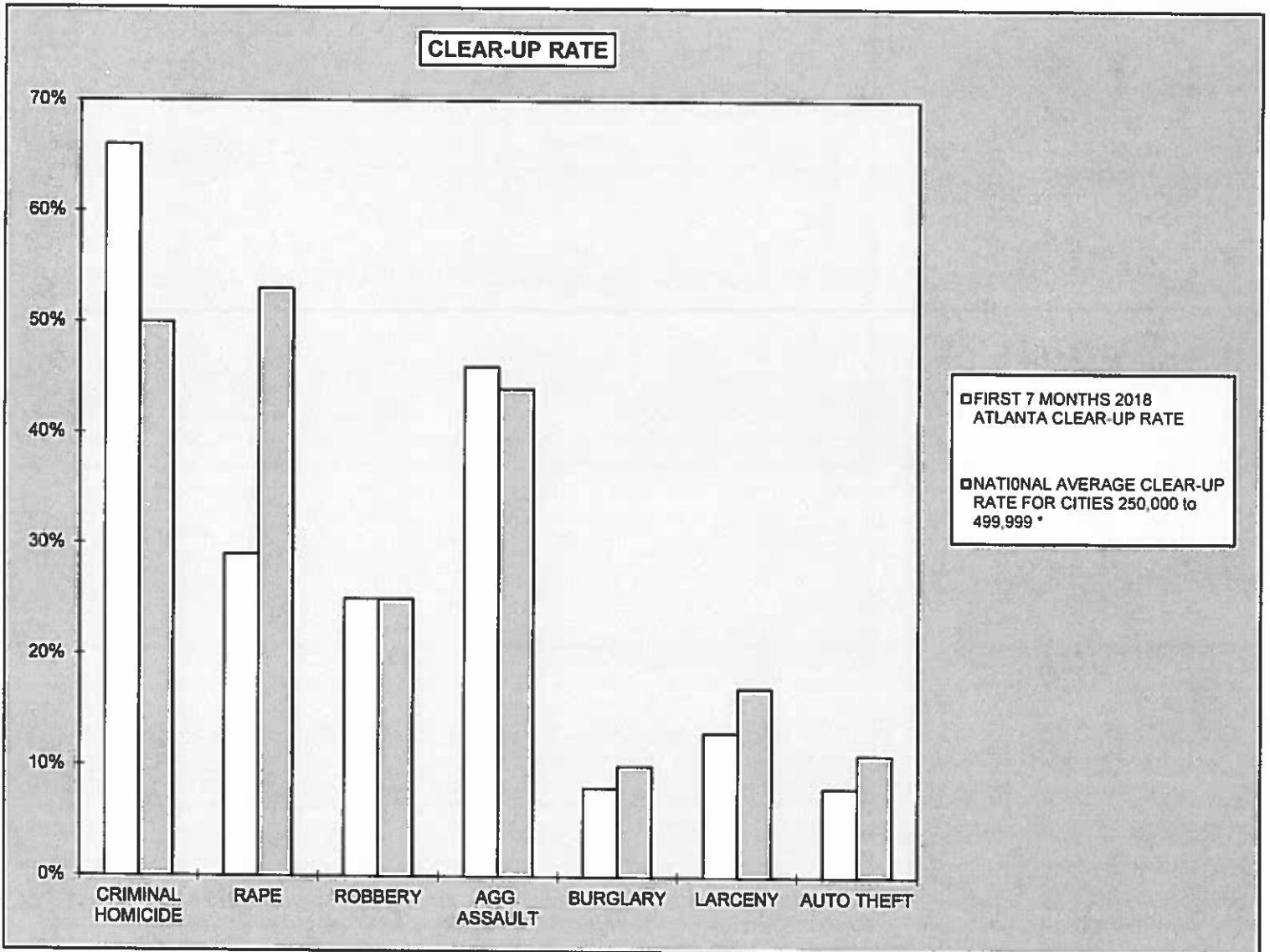
ZONE 6				
CRIME	JAN.-JULY 2018	JAN.-JULY 2017	# DIFFERENCE	% DIFFERENCE
CRIMINAL HOMICIDE	3	2	1	50%
RAPE	19	12	7	58%
ROBBERY	88	117	-29	-25%
AGG. ASSAULT	124	136	-12	-9%
BURGLARY	225	278	-53	-19%
RESIDENCE	167	205	-38	-19%
NON-RESIDENCE	58	73	-15	-21%
LARCENY	1,478	1,520	-42	-3%
POCKETPICKING	3	4	-1	-25%
PURSE SNATCHING	10	14	-4	-29%
SHOPLIFTING	262	268	-6	-2%
FROM MOTOR VEHICLES	861	845	16	2%
MOTOR VEH. PARTS/ACCESSORIES	40	46	-6	-13%
BICYCLES	58	56	2	4%
FROM BUILDINGS	76	80	-4	-5%
FROM COIN OPERATED MACHINES	1	2	-1	-50%
ALL OTHER	167	205	-38	-19%
AUTO THEFT	192	193	-1	-1%
TOTAL	2,129	2,258	-129	-6%



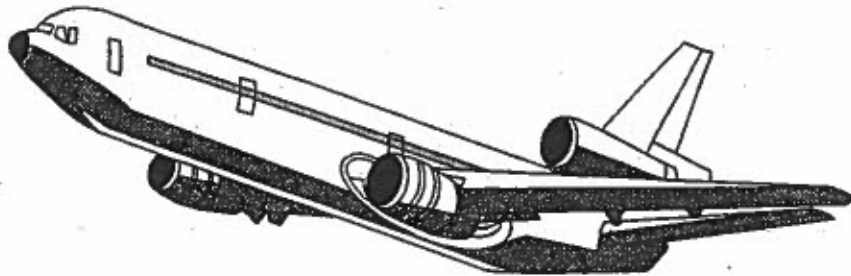
**2018
CRIME COMPARISON
CLEAR-UP RATE**

CRIME	FIRST 7 MONTHS 2018 ATLANTA CLEAR-UP RATE	NATIONAL AVERAGE CLEAR-UP RATE FOR CITIES 250,000 to 499,999 *
CRIMINAL HOMICIDE	66%	50%
RAPE	29%	53%
ROBBERY	25%	25%
AGG. ASSAULT	46%	44%
BURGLARY	8%	10%
LARCENY	13%	17%
AUTO THEFT	8%	11%

* National Average for Cities 250,000 to 499,999 Based on Latest Annual (2016) FBI Uniform Crime Report



APD



The Atlanta Airport
UNIFORM CRIME REPORTING



JULY 2018

SUPPORT SERVICES DIVISION
INFORMATION SERVICES SECTION

RETURN A - MONTHLY RETURN OF OFFENSES KNOWN TO THE POLICE

1-720b (Rev. 8-30-94)
OMB No. 1110-0001

This report is authorized by law Title 28, Section 534, U. S. Code. While you are not required to respond, your cooperation in forwarding this report by the 7th day after the close of the month to Uniform Crime Reports, Federal Bureau of Investigation, Washington, D.C. 20535, will assist in compiling comprehensive, accurate national crime figures on a timely basis.

1	2	3	4	5	6
CLASSIFICATION OF OFFENSES	OFFENSES REPORTED OR KNOWN TO POLICE (INCLUDE "UNFOUNDED" AND ATTEMPTS)	UNFOUNDED, I.E. FALSE OR BASELESS COMPLAINTS	NUMBER OF ACTUAL OFFENSES (COLUMN 2 MINUS COLUMN 3) INCLUDE ATTEMPTS	TOTAL OFFENSES CLEARED BY ARREST OR EXCEPTIONAL MEANS (INCLUDES COL. 6)	NUMBER OF CLEARANCES INVOLVING ONLY PERSONS UNDER 18 YEARS OF AGE
1. CRIMINAL HOMICIDE					
a. MURDER AND NONNEGLIGENT HOMICIDE	11 0	0	0	0	0
b. MANSLAUGHTER BY NEGLIGENCE	12				
2. FORCIBLE RAPE TOTAL	20				
a. Rape by Force	21 0	0	0	0	0
b. Attempts to commit Forcible Rape	22 0	0	0	0	0
3. ROBBERY TOTAL	30				
a. Firearm	31 0	0	0	0	0
b. Knife or Cutting Instrument	32 0	0	0	0	0
c. Other Dangerous Weapon	33 0	0	0	0	0
d. Strong-Arm (Hands, Fists, Feet, etc.)	34 0	0	0	0	0
4. ASSAULT TOTAL	40	15	0	15	6
a. Firearm	41 0	0	0	0	0
b. Knife or cutting instrument	42 0	0	0	0	0
c. Other Dangerous Weapon	43 2	0	2	1	0
d. Strong-Arm	44 0	0	0	0	0
e. Other Assaults - Simple, Not Aggravated	45 13	0	13	5	0
5. BURGLARY TOTAL	50	0	0	0	0
a. Forcible Entry	51 0	0	0	0	0
b. Unlawful Entry - No Force	52 0	0	0	0	0
c. Attempted Forcible Entry	53 0	0	0	0	0
6. LARCENY THEFT TOTAL (except Motor Vehicle Theft)	60	44	0	44	3
7. MOTOR VEHICLE THEFT TOTAL	70	8	0	8	1
a. Autos	71 7	0	7	1	0
b. Trucks and Buses	72 1	0	1	0	0
c. Other Vehicles	73 0	0	0	0	0
GRAND TOTAL	77	67	0	67	10

CHECKING ANY OF THE APPROPRIATE BLOCKS BELOW WILL ELIMINATE YOUR NEED TO SUBMIT REPORTS WHEN THE VALUES ARE ZERO. THIS WILL ALSO AID THE NATIONAL PROGRAM IN ITS QUALITY CONTROL EFFORTS.

NO SUPPLEMENTARY HOMICIDE REPORT SUBMITTED SINCE NO MURDERS, JUSTIFIABLE HOMICIDES, OR MANSLAUGHTER BY NEGLIGENCE OCCURRED IN THIS JURISDICTION DURING THE MONTH.

NO SUPPLEMENT TO RETURN A REPORT SINCE NO CRIME OFFENSES OR RECOVERY OF PROPERTY REPORTED DURING THE MONTH.

NO LAW ENFORCEMENT OFFICERS KILLED OR ASSAULTED REPORT SINCE NONE OF THE OFFICERS WERE ASSAULTED OR KILLED DURING THE MONTH.

NO AGE, SEX, AND RACE OF PERSONS ARRESTED UNDER 18 YEARS OF AGE REPORT SINCE NO ARRESTS OF PERSONS WITHIN THIS AGE GROUP.

NO AGE, SEX, AND RACE OF PERSONS ARRESTED 18 YEARS OF AGE AND OVER REPORT SINCE NO ARRESTS OF PERSONS WITHIN THIS AGE GROUP.

NO MONTHLY RETURN OF ARSON OFFENSES KNOWN TO LAW ENFORCEMENT REPORT SINCE NO ARSONS OCCURRED.

DO NOT USE THIS SPACE

	INITIALS
RECORDED	
EDITED	
ENTERED	
ADJUSTED	
CHECKED	

* TOTALS INCLUDE PREVIOUS OFFENSES

JULY 2018

Month and Year of Report

GA 060240X

Agency Identifier

AUGUST 13, 2018

Date

ATLANTA AIRPORT POLICE - GEORGIA

Agency and State

[Signature]
Prepared By
LIEUTENANT
Title
CHIEF
Chief, Commissioner, Sheriff, or Superintendent

PROPERTY STOLEN BY CLASSIFICATION

CLASSIFICATION	Number of Actual (Column 4)	Offenses Return A)	Monetary Value of Property Stolen
1. MURDER AND NONNEGLIGENT MANSLAUGHTER	12	0	\$ 0.00
2. FORCIBLE RAPE	20	0	\$ 0.00
3. ROBBERY			
(a) HIGHWAY (streets, alleys, etc.)	31	0	0.00
(b) COMMERCIAL HOUSE (except c, d, and f)	32	0	0.00
(c) GAS OR SERVICE STATION	33	0	0.00
(d) CONVENIENCE STORE	34	0	0.00
(e) RESIDENCE (anywhere on premises)	35	0	0.00
(f) BANK	36	0	0.00
(g) MISCELLANEOUS	37	0	0.00
TOTAL ROBBERY	30	0	\$ 0.00
5. BURGLARY - BREAKING OR ENTERING			
(a) RESIDENCE (dwelling)			
(1) NIGHT (6 p.m. - 6 a.m.)	51	0	0.00
(2) DAY (6 a.m. - 6 p.m.)	52	0	0.00
(3) UNKNOWN	53	0	0.00
(b) NON-RESIDENCE (store, office, etc.)			
(1) NIGHT (6 p.m. - 6 a.m.)	54	0	0.00
(2) DAY (6 a.m. - 6 p.m.)	55	0	0.00
(3) UNKNOWN	56	0	0.00
TOTAL BURGLARY	50	0	\$ 0.00
6. LARCENY - THEFT (Except Motor Vehicle Theft)			
(a) \$200 AND OVER	61	21	27,869.00
(b) \$50 TO \$200	62	3	176.00
(c) UNDER \$50	63	20	54.00
TOTAL LARCENY (Same as Item 6X)	60	44	\$ 28,099.00
7. MOTOR VEHICLE THEFT (Include Alleged Joy Ride)	70	8	\$ 100,002.00
GRAND TOTAL - ALL ITEMS	77	52	\$ 128,101.00
ADDITIONAL ANALYSIS OF LARCENY AND MOTOR VEHICLE THEFT			
6X. NATURE OF LARCENIES UNDER ITEM 6			
(a) POCKET-PICKING	81	0	0.00
(b) PURSE-SNATCHING	82	0	0.00
(c) SHOPLIFTING	83	1	0.00
(d) FROM MOTOR VEHICLES (except e)	84	5	2,412.00
(e) MOTOR VEHICLE PARTS AND ACCESSORIES	85	1	1.00
(f) BICYCLES	86	0	0.00
(g) FROM BUILDING (except c and h)	87	17	18,152.00
(h) FROM ANY COIN-OPERATED MACHINES (parking meters, etc.)	88	0	0.00
(i) ALL OTHER	89	20	7,534.00
TOTAL LARCENIES (Same as Item 6)	80	44	\$ 28,099.00
7X. MOTOR VEHICLES RECOVERED			
(a) STOLEN LOCALLY AND RECOVERED LOCALLY	91	1	
(b) STOLEN LOCALLY AND RECOVERED BY OTHER JURISDICTIONS	92	2	
(c) TOTAL LOCALLY STOLEN MOTOR VEHICLES RECOVERED (a & b)	93	3	
(d) STOLEN IN OTHER JURISDICTIONS AND RECOVERED LOCALLY	90	3	

**SUPPLEMENT TO RETURN A
MONTHLY RETURN OF OFFENSES KNOWN TO THE POLICE**

1-706 (Rev.8-30-94)
Form Approved
OMB No. 1110-0007

This report is authorized by law, Title 28, Section 534, U. S. Code. While you are not required to respond, your cooperation in submitting this report with the Return A will assist the FBI in compiling comprehensive, accurate figures on a timely basis.

This form deals with the nature of crime and the monetary value of property stolen and recovered. The total offenses recorded on the form should be the same as the number of actual offenses listed in Column 4 of the Return A for each crime class. Include attempted crimes on this form, but do not include unfounded offenses. If you cannot complete the report in all areas, please record as much information as is available. Tally sheets will be sent upon request.

PROPERTY BY TYPE AND VALUE

Type of Property (1)	Data Entry	Monetary Value of Property Stolen in Your Jurisdiction	
		Stolen (2)	Recovered (3)
(A) Currency, Notes, Etc.	01	\$ 1,546.00	\$ 0.00
(B) Jewelry and Precious Metals	02	12,300.00	0.00
(C) Clothing and Furs	03	253.00	0.00
(D) Locally Stolen Motor Vehicles	04	100,002.00	50,001.00
(E) Office Equipment	05	0.00	0.00
(F) Televisions, Radios, Stereos, Etc.	06	10,572.00	0.00
(G) Firearms	07	0.00	0.00
(H) Household Goods	08	0.00	0.00
(I) Consumable Goods	09	0.00	0.00
(J) Livestock	10	0.00	0.00
(K) Miscellaneous	11	3,428.00	0.00
TOTAL	00	\$ 128,101.00	\$ 50,001.00

The total of this column should agree with the Grand Total (DATA ENTRY 77) shown on page 2.

Include in this column all property recovered even though stolen in prior months. The above is an accounting for only that property stolen in your jurisdiction. This will include property recovered for you by other jurisdictions, but not property you recover for them.

AUGUST 13, 2018
DATE

[Signature] LIEUTENANT
PREPARED BY TITLE

[Signature] CHIEF
CHIEF, COMMISSIONER, SHERIFF OR SUPERINTENDENT

JULY 2018
Month and Year of Report

GA 060240X
Agency Identifier

ATLANTA AIRPORT POLICE - GEORGIA
Agency and State

ATLANTA AIRPORT POLICE
AGE, SEX, AND RACE OF PERSONS ARRESTED
17 YEARS OF AGE AND OVER

MONTH JULY

YEAR 2018

CLASSIFICATION OF OFFENSES	SEX	AGE OF PERSON ARRESTED										TOTAL	RACE					ETHNIC									
		17	18	19	20	21	22	23	24	30	35		40	45	50	55	60	65	UP	White	Black	Native Amer.	Asian/Pacific	Whi. Hispanic	Blck Hispanic		
Murder/Nonnegligent Manslaughter	M																										
	F																										
Manslaughter by Negligence	M																										
	F																										
Forcible Rape	M																										
	F																										
Robbery	M																										
	F																										
Aggravated Assault	M																										
	F																										
Burglary- Breaking or Entering	M																										
	F																										
Larceny - Theft (except Motor Vehicle Theft)	M																										
	F																										
Motor Vehicle Theft	M																										
	F																										
Other Assaults	M																										
	F																										
Arson	M																										
	F																										
Forgery and Counterfeiting	M																										
	F																										
Fraud	M																										
	F																										
Embezzlement	M																										
	F																										
Stolen Property: Buying, Receiving, Possessing	M																										
	F																										
Vandalism	M																										
	F																										
Weapons	M																										
	F																										

ATLANTA AIRPORT POLICE
AGE, SEX, AND RACE OF PERSONS ARRESTED
17 YEARS OF AGE AND OVER

MONTH JULY

YEAR 2018

CLASSIFICATION OF OFFENSES	SEX	AGE OF PERSON ARRESTED											RACE				ETHNIC										
		17	18	19	20	21	22	23	24	30	35	40	45	50	55	60	65	UP	TOTAL	White	Black	Native Amer.	Asian/Pacific	Whi. Hispanic	Black Hispanic		
16 Prostitution and Commercialized Vice	M																										
	F																										
17 Sex Offenses (except Rape and Prostitution)	M																										
	F																										
18 Drug Abuse Violations Grand Total	M	0	0	0	0	0	0	0	0	0	0	0	0	0	0	0	0	0	0	0	0	0	0	0	0	0	0
	F	0	0	0	0	0	0	0	0	0	0	0	0	0	0	0	0	0	0	0	0	0	0	0	0	0	0
180 (1) Sale/Manufacturing Subtotal	M	0	0	0	0	0	0	0	0	0	0	0	0	0	0	0	0	0	0	0	0	0	0	0	0	0	0
	F	0	0	0	0	0	0	0	0	0	0	0	0	0	0	0	0	0	0	0	0	0	0	0	0	0	0
a Opium or Cocaine and their derivatives	M																										
	F																										
b Marijuana	M																										
	F																										
c Synthetic Narcotics	M											1															
	F																										
d Other Dangerous Non-Narcotic Drugs	M																										
	F																										
185 (2) Possession Subtotal	M	0	0	0	0	0	0	0	0	0	0	0	0	0	0	0	0	0	0	0	0	0	0	0	0	0	0
	F	0	0	0	0	0	0	0	0	0	0	0	0	0	0	0	0	0	0	0	0	0	0	0	0	0	0
e Opium or Cocaine and their derivatives	M																										
	F																										
f Marijuana	M											1															
	F																										
g Synthetic Narcotics	M																										
	F																										
h Other Dangerous Non-Narcotic Drugs	M																										
	F																										
19 Gambling Total	M	0	0	0	0	0	0	0	0	0	0	0	0	0	0	0	0	0	0	0	0	0	0	0	0	0	0
	F	0	0	0	0	0	0	0	0	0	0	0	0	0	0	0	0	0	0	0	0	0	0	0	0	0	0
a Bookmaking	M																										
	F																										
b Numbers and Lottery	M																										
	F																										

ATLANTA AIRPORT POLICE
AGE, SEX, AND RACE OF PERSONS ARRESTED
16 YEARS OF AGE AND UNDER

CLASSIFICATION OF OFFENSES	SEX	AGE						TOTAL	RACE				ETHNIC	
		09	1012	1314	15	16	White		Black	Native Amer.	Asian/Pacific	Whi. Hispanic	Blck Hispanic	
Murder/Nonnegligent Manslaughter	M						0							
	F						0							
Manslaughter by Negligence	M						0							
	F						0							
Forcible Rape	M						0							
	F						0							
Robbery	M						0							
	F						0							
Aggravated Assault	M						0							
	F						0							
Burglary- Breaking or Entering	M						0							
	F						0							
Larceny - Theft (except Motor Vehicle Theft)	M						0							
	F						0							
Motor Vehicle Theft	M						0							
	F						0							
Other Assaults	M						0							
	F						0							
Arson	M						0							
	F						0							
Forgery and Counterfeiting	M						0							
	F						0							
Fraud	M						0							
	F						0							
Embezzlement	M						0							
	F						0							
Stolen Property; Buying, Receiving, Possessing	M						0							
	F						0							
Vandalism	M						0							
	F						0							
Weapons	M						0							
	F						0							
Prostitution and Commercialized Vice	M						0							
	F						0							

ATLANTA AIRPORT POLICE
 AGE, SEX, AND RACE OF PERSONS ARRESTED
 16 YEARS OF AGE AND UNDER

CLASSIFICATION OF OFFENSES	SEX	AGE						RACE				ETHNIC							
		0 9		10 12		13 14		15		16		TOTAL		White	Black	Native Amer.	Asian/Pacific	Whl. Hispanic	Blck Hispanic
17 Sex Offenses (except Rape and Prostitution)	M																		
	F																		
18 Drug Abuse Violations Grand Total	M	0	0	0	0	0	0	0	0	0	0	0	0	0	0	0	0	0	0
	F	0	0	0	0	0	0	0	0	0	0	0	0	0	0	0	0	0	0
180 (1) Sale/Manufacturing Subtotal	M	0	0	0	0	0	0	0	0	0	0	0	0	0	0	0	0	0	0
	F	0	0	0	0	0	0	0	0	0	0	0	0	0	0	0	0	0	0
a Opium or Cocaine and their Derivatives	M																		
	F																		
b Marijuana	M																		
	F																		
c Synthetic Narcotics	M																		
	F																		
d Other Dangerous Non-Narcotic Drugs	M																		
	F																		
185 (2) Possession Subtotal	M	0	0	0	0	0	0	0	0	0	0	0	0	0	0	0	0	0	0
	F	0	0	0	0	0	0	0	0	0	0	0	0	0	0	0	0	0	0
e Opium or Cocaine and their Derivatives	M																		
	F																		
f Marijuana	M																		
	F																		
g Synthetic Narcotics	M																		
	F																		
h Other Dangerous Non-Narcotic Drugs	M																		
	F																		
19 Gambling Total	M	0	0	0	0	0	0	0	0	0	0	0	0	0	0	0	0	0	0
	F	0	0	0	0	0	0	0	0	0	0	0	0	0	0	0	0	0	0
a Bookmaking	M																		
	F																		
b Numbers and Lottery	M																		
	F																		
c All Other Gambling	M																		
	F																		
20 Offenses Against Family and Children	M																		
	F																		

ATLANTA AIRPORT POLICE
AGE, SEX, AND RACE OF PERSONS ARRESTED
16 YEARS OF AGE AND UNDER

MONTH JULY

YEAR 2018

CLASSIFICATION OF OFFENSES	SEX	AGE						RACE					ETHNIC						
		0 9		10 12		13 14		15		16		TOTAL	White	Black	Native Amer.	Asian/Pacific	Whl. Hispanic	Blck Hispanic	
Driving Under the Influence	M																		
	F																		
Liquor Laws	M																		
	F																		
Drunkenness	M																		
	F																		
Disorderly Conduct	M																		
	F																		
Vagrancy	M																		
	F																		
All Other Offenses (except Traffic)	M																		
	F																		
Suspicion	M																		
	F																		
Curfew and Loitering	M																		
	F																		
Run-Aways	M																		
	F																		
Total		0	0	0	0	0	0	0	0	0	0	0	0	0	0	0	0	0	0

JULY 2018

Month and Year of Report

GA 060240X

Agency Identifier

AUGUST 14, 2018

Date

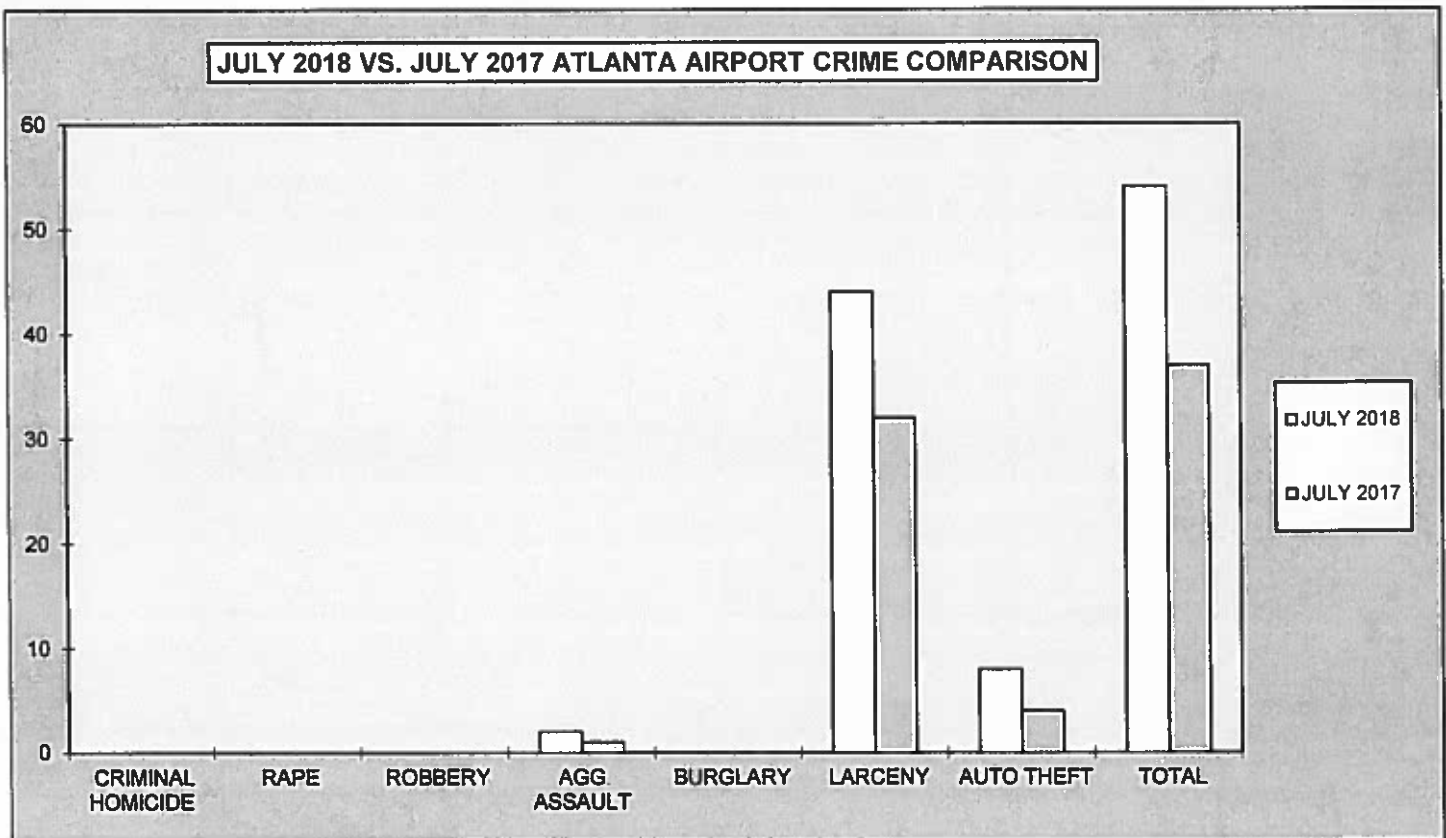
 Prepared By LIEUTENANT

E. Shivers CHIEF
Chief, Commissioner, Sheriff, or Superintendent

ATLANTA AIRPORT POLICE - GEORGIA
Agency and State

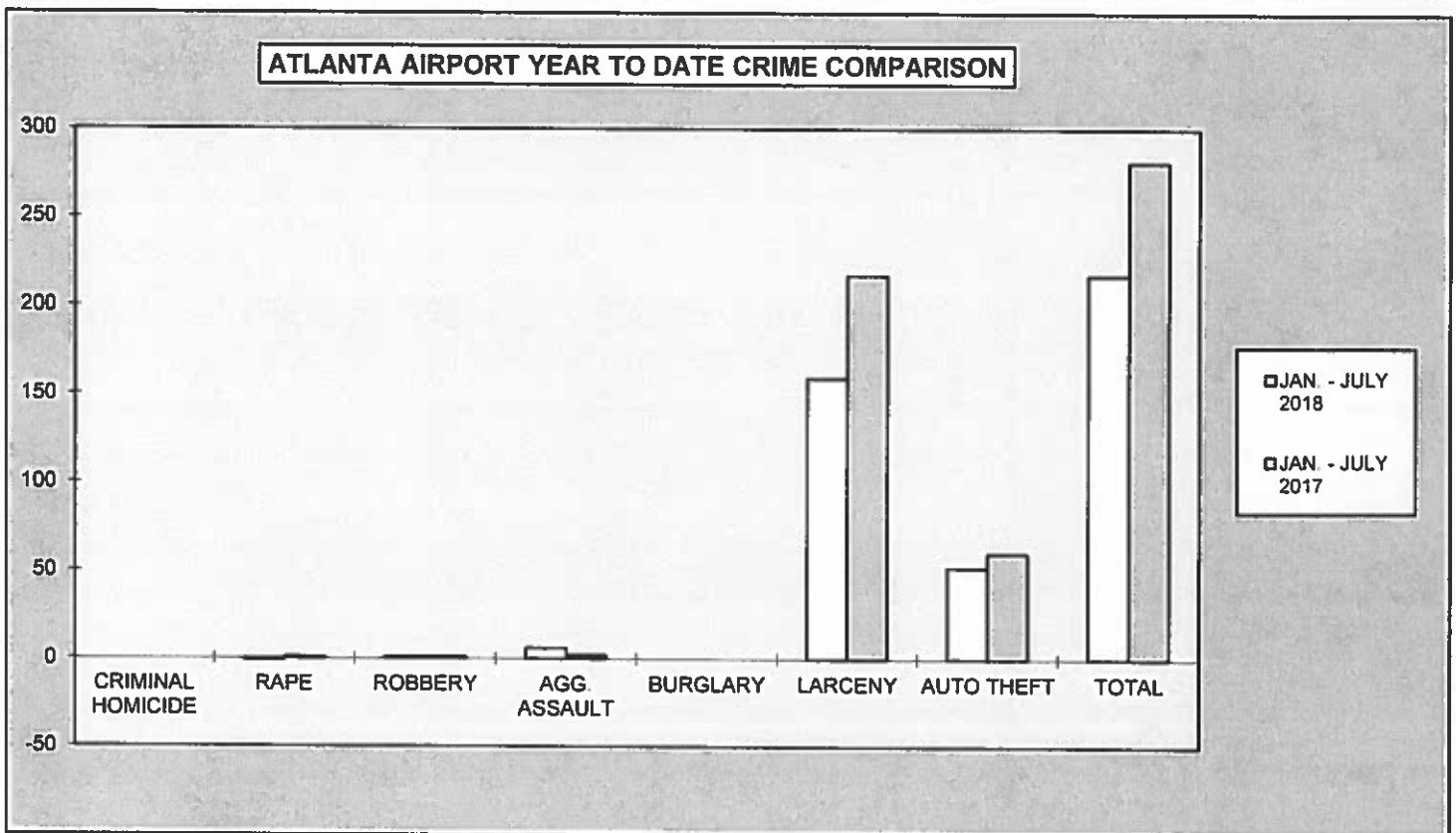
**2018
ATLANTA AIRPORT
MONTHLY CRIME COMPARISON**

CRIME	JULY 2018	JULY 2017	# DIFFERENCE	% DIFFERENCE
CRIMINAL HOMICIDE	0	0	0	0%
RAPE	0	0	0	0%
ROBBERY	0	0	0	0%
AGG. ASSAULT	2	1	1	100%
BURGLARY	0	0	0	0%
RESIDENCE	0	0	0	0%
NON-RESIDENCE	0	0	0	0%
LARCENY	44	32	12	38%
POCKETPICKING	0	1	-1	-100%
PURSE SNATCHING	0	0	0	0%
SHOPLIFTING	1	1	0	0%
FROM MOTOR VEHICLES	5	1	4	400%
MOTOR VEH. PARTS/ACCESSORIES	1	2	-1	-50%
BICYCLES	0	0	0	0%
FROM BUILDINGS	17	6	11	183%
FROM COIN OPERATED MACHINES	0	0	0	0%
ALL OTHER	20	21	-1	-5%
AUTO THEFT	8	4	4	100%
TOTAL	54	37	17	46%



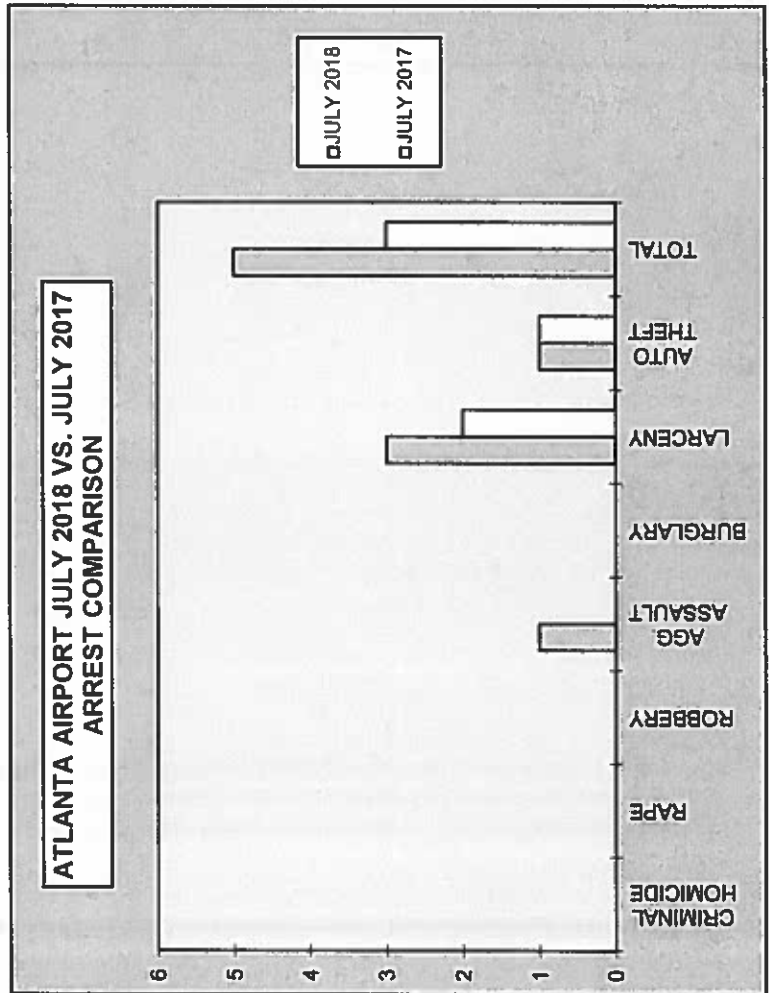
**2018
ATLANTA AIRPORT
YEAR TO DATE CRIME COMPARISON**

FIRST 7 MONTHS				
CRIME	JAN - JULY 2018	JAN - JULY 2017	# DIFFERENCE	% DIFFERENCE
CRIMINAL HOMICIDE	0	0	0	0%
RAPE	-1	1	-2	-200%
ROBBERY	1	1	0	0%
AGG. ASSAULT	6	2	4	200%
BURGLARY	0	0	0	0%
RESIDENCE	0	0	0	0%
NON-RESIDENCE	0	0	0	0%
LARCENY	159	217	-58	-27%
POCKETPICKING	0	2	-2	-100%
PURSE SNATCHING	0	1	-1	-100%
SHOPLIFTING	7	18	-11	-61%
FROM MOTOR VEHICLES	17	14	3	21%
MOTOR VEH. PARTS/ACCESSORIES	5	9	-4	-44%
BICYCLES	0	1	-1	-100%
FROM BUILDINGS	49	32	17	53%
FROM COIN OPERATED MACHINES	0	0	0	0%
ALL OTHER	81	140	-59	-42%
AUTO THEFT	52	60	-8	-13%
TOTAL	217	281	-64	-23%




**2018
ATLANTA AIRPORT
ARREST COMPARISON**

JULY ARREST COMPARISON				
CRIME	JULY 2018	JULY 2017	# DIFFERENCE	% DIFFERENCE
CRIMINAL HOMICIDE	0	0	0	0%
RAPE	0	0	0	0%
ROBBERY	0	0	0	0%
AGG. ASSAULT	1	0	1	100%
BURGLARY	0	0	0	0%
LARCENY	3	2	1	50%
AUTO THEFT	1	1	0	0%
TOTAL	5	3	2	67%



FIRST 7 MONTHS ARREST COMPARISON				
CRIME	2018 JAN. - JULY	2017 JAN. - JULY	# DIFFERENCE	% DIFFERENCE
CRIMINAL HOMICIDE	0	0	0	0%
RAPE	0	0	0	0%
ROBBERY	1	0	1	100%
AGG. ASSAULT	3	0	3	100%
BURGLARY	0	0	0	0%
LARCENY	8	17	-9	-53%
AUTO THEFT	3	14	-11	-79%
TOTAL	15	31	-16	-52%



**2018
ATLANTA AIRPORT
CLEAR-UP RATE**

CRIME	ATLANTA AIRPORT JULY 2018 CLEAR-UP RATE	ATLANTA AIRPORT JULY 2017 CLEAR-UP RATE
CRIMINAL HOMICIDE	0%	0%
RAPE	0%	0%
ROBBERY	0%	0%
AGG. ASSAULT	50%	0%
BURGLARY	0%	0%
LARCENY	7%	3%
AUTO THEFT	13%	25%

