

FBI UNIFORM CRIME REPORTING

ATLANTA POLICE DEPARTMENT
226 PEACHTREE STREET, SW
ATLANTA, GEORGIA 30303



AUGUST 2018

SUPPORT SERVICES DIVISION
INFORMATION SERVICES SECTION

TABLE OF CONTENTS

	Page
U. C. R. COMPARATIVE CRIME REPORT -----	1
RETURN A - MONTHLY RETURN OF OFFENSES KNOWN TO THE POLICE -----	2
PROPERTY STOLEN BY CLASSIFICATION -----	3
LAW ENFORCEMENT OFFICERS KILLED OR ASSAULTED -----	3a
MONTHLY RETURN OF ARSON OFFENSES KNOWN TO LAW ENFORCEMENT -----	4
POLICE DISPOSITION OF JUVENILES -----	5
SUPPLEMENTARY HOMICIDE REPORT -----	6
SEX AND RACE OF PERSONS ARRESTED -----	7
HOMICIDE COMPARISON REPORT -----	8
HOMICIDE BREAKDOWN REPORT -----	8a-8e
SEVEN MAJOR CRIMES - MONTHLY CRIME COMPARISON -----	9
SEVEN MAJOR CRIMES - YEAR TO DATE CRIME COMPARISON -----	10
SEVEN MAJOR CRIMES ARREST MONTHLY AND YEAR TO DATE COMPARISON -----	11
CRIMES AGAINST PERSONS MONTHLY AND YEAR TO DATE COMPARISON -----	12
CRIMES AGAINST PROPERTY MONTHLY AND YEAR TO DATE COMPARISON -----	13
CRIMES AGAINST PERSONS & PROPERTY MONTHLY COMPARISON BY ZONES -----	14
CRIMES AGAINST PERSONS & PROPERTY YEAR TO DATE COMPARISON BY ZONES -----	15
SEVEN MAJOR CRIMES MONTHLY CRIME COMPARISON BY ZONES -----	16
SEVEN MAJOR CRIMES - YEAR TO DATE CRIME COMPARISON BY ZONES -----	17
SEVEN MAJOR CRIMES - MONTHLY CRIME COMPARISON - ZONE 1 -----	18
SEVEN MAJOR CRIMES - YEAR TO DATE CRIME COMPARISON - ZONE 1 -----	19
SEVEN MAJOR CRIMES - MONTHLY CRIME COMPARISON - ZONE 2 -----	20
SEVEN MAJOR CRIMES - YEAR TO DATE CRIME COMPARISON - ZONE 2 -----	21
SEVEN MAJOR CRIMES - MONTHLY CRIME COMPARISON - ZONE 3 -----	22
SEVEN MAJOR CRIMES - YEAR TO DATE CRIME COMPARISON - ZONE 3 -----	23
SEVEN MAJOR CRIMES - MONTHLY CRIME COMPARISON - ZONE 4 -----	24
SEVEN MAJOR CRIMES - YEAR TO DATE CRIME COMPARISON - ZONE 4 -----	25
SEVEN MAJOR CRIMES - MONTHLY CRIME COMPARISON - ZONE 5 -----	26
SEVEN MAJOR CRIMES - YEAR TO DATE CRIME COMPARISON - ZONE 5 -----	27
SEVEN MAJOR CRIMES - MONTHLY CRIME COMPARISON - ZONE 6 -----	28
SEVEN MAJOR CRIMES - YEAR TO DATE CRIME COMPARISON - ZONE 6 -----	29
CLEAR-UP RATE COMPARISON -----	30
ATLANTA AIRPORT -----	31
RETURN A - MONTHLY RETURN OF OFFENSES KNOWN TO THE POLICE -----	32
PROPERTY STOLEN BY CLASSIFICATION -----	33
LAW ENFORCEMENT OFFICERS KILLED OR ASSAULTED -----	35a
SEX AND RACE OF PERSONS ARRESTED -----	36
SEVEN MAJOR CRIMES - MONTHLY CRIME COMPARISON -----	37
SEVEN MAJOR CRIMES - YEAR TO DATE CRIME COMPARISON -----	37a-37e
SEVEN MAJOR CRIMES ARREST MONTHLY AND YEAR TO DATE COMPARISON -----	38
CLEAR-UP RATE COMPARISON -----	39
	40
	41

AUGUST 2018
SUPPORT SERVICES DIVISION
INFORMATION SERVICES SECTION

	AUGUST 2018		AUGUST 2017		COMPARATIVE ACTUAL	% CHANGE ACTUAL	COMPARATIVE CLEARED	% CHANGE CLEARED
MURDER	8	3	6	13	2	33%	-10	-77%
RAPE	16	5	15	7	1	7%	-2	-29%
ROBBERY	82	21	121	29	-39	-32%	-8	-28%
AGG. ASSAULT	182	99	219	338	-37	-17%	-239	-71%
BURGLARY - RESIDENCE	227		228		-1	0%		
BURGLARY - NON-RESIDENCE	71	26	63	18	8	13%	8	44%
LARCENY - \$200 AND OVER	314		271		43	16%		
LARCENY - \$50 TO \$199	66	190	95	198	-29	-31%	-8	-4%
LARCENY - UNDER \$50	1,026		1,062		-36	-3%		
AUTO THEFT	300	28	263	28	37	14%	0	0%
TOTAL	2,292		2,343		-51	-2%		
AUTOS RECOVERED	74		44		30	68%		

	2018 JANUARY - AUGUST		2017 JANUARY - AUGUST		COMPARATIVE ACTUAL	% CHANGE ACTUAL	COMPARATIVE CLEARED	% CHANGE CLEARED
MURDER	64	40	52	55	12	23%	-15	-27%
RAPE	167	49	170	40	-3	-2%	9	23%
ROBBERY	739	182	898	220	-159	-18%	-38	-17%
AGG. ASSAULT	1,624	756	1,837	1,178	-213	-12%	-422	-36%
BURGLARY - RESIDENCE	1,508		1,663		-155	-9%		
BURGLARY - NON-RESIDENCE	553	159	511	161	42	8%	-2	-1%
LARCENY - \$200 AND OVER	2,441		2,095		346	17%		
LARCENY - \$50 TO \$199	541	1,431	562	1,387	-21	-4%	44	3%
LARCENY - UNDER \$50	7,875	171	7,553	161	322	4%	10	6%
AUTO THEFT	2,168		2,082		86	4%		
TOTAL	17,680		17,423		257	1%		
AUTOS RECOVERED	392		563		-171	-30%		

RETURN A - MONTHLY RETURN OF OFFENSES KNOWN TO THE POLICE

This report is authorized by law Title 28, Section 534, U. S. Code. While you are not required to respond, your cooperation in forwarding this report by the 7th day after the close of the month to Uniform Crime Reports, Federal Bureau of Investigation, Washington, D.C. 20535, will assist in compiling comprehensive, accurate national crime figures on a timely basis.

1-720b (Rev. 8-30-94)
OMB No. 1110-0001

1	2	3	4	5	6
CLASSIFICATION OF OFFENSES	OFFENSES REPORTED OR KNOWN TO POLICE (INCLUDE "UNFOUNDED" AND ATTEMPTS)	UNFOUNDED, I.E., FALSE OR BASELESS COMPLAINTS	NUMBER OF ACTUAL OFFENSES (COLUMN 2 MINUS COLUMN 3) INCLUDE ATTEMPTS	TOTAL OFFENSES CLEARED BY ARREST OR EXCEPTIONAL MEANS (INCLUDES COL. 6)	NUMBER OF CLEARANCES INVOLVING ONLY PERSONS UNDER 18 YEARS OF AGE
1. CRIMINAL HOMICIDE					
a. MURDER AND NONNEGLIGENT HOMICIDE	11 10	2	8	3	0
b. MANSLAUGHTER BY NEGLIGENCE	12				
2. FORCIBLE RAPE TOTAL	20				
a. Rape by Force	21 16	0	16	5	0
b. Attempts to commit Forcible Rape	22 15	0	15	5	0
		0	1	0	0
3. ROBBERY TOTAL	30				
a. Firearm	31 82	0	82	21	2
b. Knife or Cutting Instrument	32 52	0	52	14	2
c. Other Dangerous Weapon	33 3	0	3	0	0
d. Strong-Arm (Hands, Fists, Feet, etc.)	34 5	0	5	1	0
		0	22	6	0
4. ASSAULT TOTAL	40				
a. Firearm	41 551	1	550	288	15
b. Knife or cutting instrument	42 97	0	97	45	3
c. Other Dangerous Weapon	43 19	0	19	15	0
d. Strong-Arm	44 45	0	45	28	0
e. Other Assaults - Simple, Not Aggravated	45 21	0	21	11	0
		1	368	189	12
5. BURGLARY TOTAL	50				
a. Forcible Entry	51 298	0	298	26	3
b. Unlawful Entry - No Force	52 210	0	210	19	3
c. Attempted Forcible Entry	53 73	0	73	7	0
		0	15	0	0
6. LARCENY THEFT TOTAL (except Motor Vehicle Theft)	60				
		3	1,406	190	3
7. MOTOR VEHICLE THEFT TOTAL	70				
a. Autos	71 300	0	300	28	5
b. Trucks and Buses	72 271	0	271	25	5
c. Other Vehicles	73 17	0	17	0	0
		0	12	3	0
GRAND TOTAL	77				
		6	2,660	561	28

CHECKING ANY OF THE APPROPRIATE BLOCKS BELOW WILL ELIMINATE YOUR NEED TO SUBMIT REPORTS WHEN THE VALUES ARE ZERO. THIS WILL ALSO AID THE NATIONAL PROGRAM IN ITS QUALITY CONTROL EFFORTS.

<input type="checkbox"/> NO SUPPLEMENTARY HOMICIDE REPORT SUBMITTED SINCE NO MURDERS, JUSTIFIABLE HOMICIDES, OR MANSLAUGHTER BY NEGLIGENCE OCCURRED IN THIS JURISDICTION DURING THE MONTH.	<input type="checkbox"/> NO AGE, SEX, AND RACE OF PERSONS ARRESTED UNDER 18 YEARS OF AGE REPORT SINCE NO ARRESTS OF PERSONS WITHIN THIS AGE GROUP.
<input type="checkbox"/> NO SUPPLEMENT TO RETURN A REPORT SINCE NO CRIME OFFENSES OR RECOVERY OF PROPERTY REPORTED DURING THE MONTH.	<input type="checkbox"/> NO AGE, SEX, AND RACE OF PERSONS ARRESTED 18 YEARS OF AGE AND OVER REPORT SINCE NO ARRESTS OF PERSONS WITHIN THIS AGE GROUP.
<input type="checkbox"/> NO LAW ENFORCEMENT OFFICERS KILLED OR ASSAULTED REPORT SINCE NONE OF THE OFFICERS WERE ASSAULTED OR KILLED DURING THE MONTH.	<input type="checkbox"/> NO MONTHLY RETURN OF ARSON OFFENSES KNOWN TO LAW ENFORCEMENT REPORT SINCE NO ARSONS OCCURRED.

DO NOT USE THIS SPACE	
RECORDED	INITIALS

* TOTALS INCLUDE PREVIOUS OFFENSES

AUGUST 2018

Month and Year of Report

GAAPD 0000

Agency Identifier

SEPTEMBER 20, 2018

Date

ATLANTA POLICE DEPARTMENT - GEORGIA

Agency and State

[Signature]
E. SHIELDS

LIEUTENANT

Title

CHIEF

Chief, Commissioner, Sheriff, or Superintendent

SUPPLEMENT TO RETURN A
MONTHLY RETURN OF OFFENSES KNOWN TO THE POLICE

1-706 (Rev.8-30-94)
Form Approved
OMB No. 1110-0007

This report is authorized by law, Title 28, Section 534, U. S. Code. While you are not required to respond, your cooperation in submitting this report with the Return A will assist the FBI in compiling comprehensive, accurate figures on a timely basis.

This form deals with the nature of crime and the monetary value of property stolen and recovered. The total offenses recorded on the form should be the same as the number of actual offenses listed in Column 4 of the Return A for each crime class. Include attempted crimes on this form, but do not include unfounded offenses. If you cannot complete the report in all areas, please record as much information as is available. Tally sheets will be sent upon request.

PROPERTY BY TYPE AND VALUE

Type of Property (1)	Data Entry	Monetary Value of Property Stolen in Your Jurisdiction	
		Stolen (2)	Recovered (3)
(A) Currency, Notes, Etc.	01	\$ 147,032.00	\$ 0.00
(B) Jewelry and Precious Metals	02	224,032.00	0.00
(C) Clothing and Furs	03	51,050.00	0.00
(D) Locally Stolen Motor Vehicles	04	208,659.00	120,083.00
(E) Office Equipment	05	17,952.00	0.00
(F) Televisions, Radios, Stereos, Etc.	06	227,053.00	1.00
(G) Firearms	07	26,709.00	2.00
(H) Household Goods	08	28,303.00	0.00
(I) Consumable Goods	09	3,979.00	0.00
(J) Livestock	10	0.00	0.00
(K) Miscellaneous	11	311,005.00	1.00
TOTAL	00	\$ 1,245,774.00	\$ 120,087.00

The total of this column should agree with the Grand Total (DATA ENTRY 77) shown on page 2.

Include in this column all property recovered even though stolen in prior months. The above is an accounting for only that property stolen in your jurisdiction. This will include property recovered for you by other jurisdictions, but not property you recover for them.

SEPTMBER 20, 2018
DATE

[Signature]
PREPARED BY

LIEUTENANT
TITLE

[Signature]
CHIEF
CHIEF, COMMISSIONER, SHERIFF OR SUPERINTENDENT

AUGUST 2018
Month and Year of Report

GAAPD 0000
Agency Identifier

ATLANTA POLICE DEPARTMENT - GEORGIA
Agency and State

LAW ENFORCEMENT OFFICERS KILLED OR ASSAULTED

It is requested this report be completed and transmitted with monthly crime reports to: Director, Federal Bureau of Investigation, Uniform Crime Reports, Washington, D. C. 20535. This form should be used to report the number of your officers who were assaulted or killed in the line of duty during the month. Additional information concerning officers killed will be requested by a separate questionnaire.

OFFICERS KILLED	
Number of your law enforcement officers killed in the line of duty this month.	By felonious act <u>0</u>
	By accident or negligence <u>0</u>

Officers Assaulted (Do not include officers killed) - See other side for instructions.

Type of Activity	Total Assaults by Weapon A	Type of Weapon					Type of Assignment							Police Assaults Cleared M
		Firearm B	Knife or Other Cutting Instrument C	Other Dangerous Weapon D	Hands, Fists, Feet, etc. E	Two-Officer Vehicle F	One-Officer Vehicle		Detective or Special Assign.		Other			
							Alone G	As-sisted H	Alone I	As-sisted J	Alone K	As-sisted L		
1. Responding to "Disturbance" calls (family quarrels, man with gun, etc.)	0													
2. Burglaries in progress or pursuing burglary suspects	0													
3. Robberies in progress or pursuing robbery suspects	0													
4. Attempting other arrests	0													
5. Civil disorder (riot, mass disobedience)	0													
6. Handling, transporting, custody of prisoners	1				1			1						1
7. Investigating suspicious persons or circumstances	0													
8. Ambush - no warning	0													
9. Mentally deranged	0													
10. Traffic pursuits and stops	0													
11. All Other	1			1				1						1
12. TOTAL (1-11)	2	0	0	1	1	0	1	1	0	0	0	0	0	2
13. Number with personal injury	0													
14. Number without personal injury	2			1	1									
15. Time of assaults														

DO NOT WRITE HERE	
Recorded	Initials
Edited	
Punched	
Verified	
Adjusted	
DOJ/FBI	

12:01 2:00 4:00 6:00 8:00 10:00 12:00

AUGUST 2018
Month and Year
ATLANTA POLICE DEPARTMENT
Agency

GAAPD 0000
Agency Identifier
GEORGIA
State

[Signature]
Prepared By
[Signature]
Chief, Sheriff, Commissioner, Superintendent

LIEUTENANT
Title
CHIEF

MONTHLY RETURN OF ARSON OFFENSES KNOWN TO LAW ENFORCEMENT

DO-73 (2-11-82)
Form Approved
OMB No. 1110-0008

This report is authorized by law Title 28, Section 534, United States Code, and the enactment of the fiscal year 1979, Department of Justice Authorization Bill S. 3151. While you are not required to respond, your cooperation in using this form to report all incidents of arson which become known to your department during the month will assist the FBI in compiling comprehensive, accurate data on a timely basis. Instructions appear on reverse side.

1	2	3	4	5	6	7	8
PROPERTY CLASSIFICATION	Offenses Reported or Known to Police (Include Unfounded and Attempts)	Unfounded, i.e. False or Baseless Complaints	Number of Actual Offenses (Column 2 Minus Column 3 (Include Attempts))	Total Offenses Cleared by Arrest or Exceptional Means (Include Column 6)	Number of Clearances Involving Only Persons Under 18 Years of Age	Offenses Where Structures Uninhabited, Abandoned, or not Normally in Use	Estimated Value of Property Damage
STRUCTURAL							
A. Single Occupancy Residential: Houses, Townhouses, Duplexes, etc.	7	6	1				\$ 30,000.
B. Other Residential: Apartments, Tenements, Flats, Hotels, Motels, Inns, Dormitories, Boarding Houses, etc.	8	3	5			1	\$ 257,600.
C. Storage: Barns, Garages, Warehouses, etc.							
D. Industrial/Manufacturing							
E. Other Commercial: Stores, Restaurants, Offices, etc.	3	2	1				
F. Community/Public: Churches, Jails, Schools, Colleges, Hospitals, etc.	1		1				\$ 1.
G. All Other Structure: Out Buildings, Monuments, Buildings Under Construction, etc.							
TOTAL STRUCTURE	19	11	8			1	\$ 287,651.
MOBILE							
H. Motor Vehicles: Automobiles, Trucks, Buses, Motorcycles, etc.; UCR Definition	2	1	1				\$ 4,000.
I. Other Mobile Property: Trailers, Recreational Vehicles, Airplanes, Boats, etc.							
TOTAL MOBILE	2	1	1				\$ 4,000.
J. TOTAL OTHER Crops, Timber, Fences, Signs, etc.							
GRAND TOTAL	21	12	9			1	\$ 291,651.

Agency Identifier GAAPD 0000 Month AUGUST 2018
 Agency ATLANTA POLICE DEPARTMENT State GEORGIA
 Prepared by [Signature] LIEUTENANT
CHIEF
 Chief, Commissioner, Sheriff, or Superintendent

DO NOT WRITE HERE				
Recorded				
Edited				
Entered				
Adjusted				
Corres.				

AGENCY IDENTIFIER GAAPD 0000 REPORTING PERIOD AUGUST 2018

AGENCY NAME ATLANTA POLICE DEPARTMENT

POLICE DISPOSITION OF JUVENILES

-Not to include neglect or traffic cases-

1. Handled within Department and released. (Warning, released to parents, etc.)	_____
2. Referred to juvenile court or probation department.	_____ 50 _____
3. Referred to welfare agency.	_____
4. Referred to other police agency.	_____
5. Referred to criminal or adult court.	_____
TOTAL	_____ 50 _____

SEPTEMBER 14, 2018
DATE

<u>J. S.</u>	LIEUTENANT
PREPARED BY	TITLE
<u>E. SHIELDS</u>	CHIEF
APPROVED BY	TITLE

GCIC USE ONLY

Recorded	_____
Reviewed	_____
Punched	_____
Verified	_____

RETURN TO
Georgia Crime Information Center/Uniform Crime Reporting
P. O. Box 1456
Atlanta, Georgia 30301

Return on or before the 7th of the following month.

GCIC/UCR-012 (9/74)

SUPPLEMENTARY HOMICIDE REPORT

1-704 (Rev. 4-24-95)
Form Approved
OMB No. 1110-0002

This report is authorized by law Title 28, Section 534, United States Code. While you are not required to respond, your cooperation in using this form to list data pertaining to all homicides reported on your Return A will assist the FBI in compiling comprehensive, accurate data regarding this important classification on a timely basis.


1a. Murder and Nonnegligent Manslaughter

List below specific information for all offenses shown in item 1a of the monthly Return A. In addition, list all justifiable killings of felons by a citizen or by a peace officer in the line of duty. A brief explanation in the circumstances column regarding unfounded homicide offenses will aid the national Uniform Crime Reporting Program in editing the reports.

Incident	Situation*	Victim **			Offender**			Data Code		Weapon Used (Handgun, Rifle, Shotgun, Club, Poison, etc.)	Relationship of Victim to Offender (Husband, Wife, Son, Father, Acquaintance, Neighbor, Stranger, etc.)	Circumstances (Victim shot by robber, robbery victim shot robber, killed by patron during barroom brawl, etc.)
		Age	Sex	Race	Ethnicity	Age	Sex	Race	Ethnicity			
	B	33	M	W	H					HANDGUN	UNKNOWN	OTHER
	B	49	F	A	N					HANDGUN - 9 MM	UNKNOWN	OTHER
	B	73	M	W	N					HANDGUN	UNKNOWN	OTHER
	B	29	M	B	N					HANDGUN	UNKNOWN	OTHER
	B	18	M	B	N					HANDGUN	UNKNOWN	OTHER
	B	41	M	B	N					HANDGUN	UNKNOWN	OTHER
	B	46	M	B	N					HANDGUN	UNKNOWN	OTHER
	A	26	M	B	N	40	M	B	N	HANDGUN - 40 CAL.	STRANGER	ROBBERY
	A	40	M	B	N	26	M	B	N	HANDGUN	STRANGER	FELON KILLED BY PRIVATE CITIZEN *
	A	31	M	B	N	30	M	B	N	HANDGUN	ACQUAINTANCE	FELON KILLED BY PRIVATE CITIZEN *

** - See reverse side for explanation

DO NOT WRITE HERE				
Recorded		Edited		Punched
Verified		Adjusted		

AUGUST 2018
 Month and Year
 ATLANTA POLICE DEPARTMENT
 Agency
 GAAPD 0000
 Agency Identifier
 GEORGIA
 State
 Prepared By

 L. J. GIVENS
 Chief, Sheriff, Commissioner, Superintendent
 Title
 LIEUTENANT
 CHIEF

ATLANTA POLICE DEPARTMENT
 AGE, SEX, AND RACE OF PERSONS ARRESTED
 17 YEARS OF AGE AND OVER

MONTH AUGUST
 YEAR 2018

CLASSIFICATION OF OFFENSES	SEX	AGE OF PERSON ARRESTED										RACE					ETHNIC							
		17	18	19	20	21	22	23	24	30	35	40	45	50	55	60	65	White	Black	Native Amer.	Asian/Pacific	Whl. Hispanic	Blck Hispanic	
		20	34	20	26	46	58	44	356	224	223	162	127	141	137	76	35	1729	183	1531	5	10	0	
All Other Gambling	M																						0	
	F																						0	
Offenses Against Family And Children	M					1																	3	
	F							1															2	5
Driving Under the Influence	M					1																	39	
	F					2	3	1															21	10
Liquor Laws	M					1																	73	3
	F																						6	9
Drunkness	M		1																				16	70
	F																						7	4
Disorderly Conduct	M		1	2	1	1	2	19	13	11	10	6	8	11	11	4							102	19
	F	1	2	1	2	1	2	3	15	4	4	1	3	3	1	1							47	23
Vagrancy	M							1	3	4	4	8	10	10	4	5							58	16
	F									2	1	1	2	2	7	7							7	49
All Other Offenses (except Traffic)	M	2	5	1	2	3	5	1	38	31	22	16	28	34	19	8							236	24
	F	1	1	1	1	1	3	4	6	8	7	6	5	6	2	2							51	261
Suspicion	M																						0	
	F																						0	
TOTAL		20	34	20	26	46	58	44	356	224	223	162	127	141	137	76	35	1729	183	1531	5	10	0	

AUGUST 2018
 Month and Year of Report

GAAPD 0000
 Agency Identifier

SEPTEMBER 20, 2018
 Date

Prepared By [Signature]
 Title LIEUTENANT

ATLANTA POLICE DEPARTMENT - GEORGIA
 Agency and State

Chief, Commissioner, Sheriff, or Superintendent
 CHIEF

ATLANTA POLICE DEPARTMENT
 AGE, SEX, AND RACE OF PERSONS ARRESTED
 16 YEARS OF AGE AND UNDER

MONTH AUGUST

YEAR 2018

CLASSIFICATION OF OFFENSES	SEX	AGE						TOTAL	RACE				ETHNIC		
		09	1012	1314	15	16	White		Black	Native Amer.	Asian/Pacific	Whl. Hispanic	Blck Hispanic		
Murder/Nonnegligent Manslaughter 01a	M						0								
	F						0								
Manslaughter by Negligence 01b	M						0								
	F						0								
Forcible Rape 02	M						0								
	F						0								
Robbery 03	M		1	2	1		4				4				
	F						0								
Aggravated Assault 04	M			1			1				1				
	F						0				1				
Burglary- Breaking or Entering 05	M		1	2	2		5								
	F						0				5				
Larceny - Theft (except Motor Vehicle Theft) 06	M		2	2			4								
	F						0								
Motor Vehicle Theft 07	M				3	4	7								
	F			2	1	1	3				10				
Other Assaults 08	M			3	2	1	6								
	F				1	2	3				9				
Arson 09	M						0								
	F						0								
Forgery and Counterfeiting 10	M						0								
	F						0								
Fraud 11	M						0								
	F						0								
Embezzlement 12	M						0								
	F						0								
Stolen Property: Buying, Receiving, Possessing 13	M					2	2								
	F						0				2				
Vandalism 14	M			1	1		2								
	F						0				2				
Weapons 15	M						0								
	F						0								
Prostitution and Commercialized Vice 16	M						0								
	F						0								

ATLANTA POLICE DEPARTMENT
AGE, SEX, AND RACE OF PERSONS ARRESTED
16 YEARS OF AGE AND UNDER

CLASSIFICATION OF OFFENSES	SEX	AGE						RACE				ETHNIC							
		0 9		10 12		13 14		15		16		TOTAL		White	Black	Native Amer.	Asian/Pacific	Whl. Hispanic	Blck Hispanic
17 Sex Offenses (except Rape and Prostitution)	M																		
	F																		
18 Drug Abuse Violations	M	0	0	0	2	4	6	0	0	0	0	0	6	0	0	0	0	0	0
	F	0	0	0	0	0	0	0	0	0	0	0	0	0	0	0	0	0	0
180 (1) Sale/Manufacturing Subtotal	M	0	0	0	1	0	1	0	0	0	0	0	1	0	0	0	0	0	0
	F	0	0	0	0	0	0	0	0	0	0	0	0	0	0	0	0	0	0
a Opium or Cocaine and their Derivatives	M						0												
	F						0												
b Marijuana	M				1		1												
	F						0							1					
c Synthetic Narcotics	M						0												
	F						0												
d Other Dangerous Non-Narcotic Drugs	M						0												
	F						0												
185 (2) Possession Subtotal	M	0	0	0	1	4	5	0	0	0	0	0	5	0	0	0	0	0	0
	F	0	0	0	0	0	0	0	0	0	0	0	0	0	0	0	0	0	0
e Opium or Cocaine and their Derivatives	M						0												
	F						0												
f Marijuana	M				1	4	5												
	F						0							5					
g Synthetic Narcotics	M						0												
	F						0												
h Other Dangerous Non-Narcotic Drugs	M						0												
	F						0												
19 Gambling Total	M	0	0	0	0	0	0	0	0	0	0	0	0	0	0	0	0	0	0
	F	0	0	0	0	0	0	0	0	0	0	0	0	0	0	0	0	0	0
a Bookmaking	M						0												
	F						0												
b Numbers and Lottery	M						0												
	F						0												
c All Other Gambling	M						0												
	F						0												
20 Offenses Against Family and Children	M						0												
	F						0												

ATLANTA POLICE DEPARTMENT
AGE, SEX, AND RACE OF PERSONS ARRESTED
16 YEARS OF AGE AND UNDER

MONTH AUGUST

YEAR 2018

CLASSIFICATION OF OFFENSES	SEX	AGE					RACE					ETHNIC					
		0-9	10-12	13-14	15	16	White	Black	Native Amer.	Asian/Pacific	Whi. Hispanic	Blk Hispanic					
		TOTAL															
Driving Under the Influence	M																
	F																
Liquor Laws	M																
	F																
Drunkenness	M																
	F																
Disorderly Conduct	M																
	F																
Vagrancy	M																
	F																
All Other Offenses (except Traffic)	M				1	2											
	F																
Suspicion	M																
	F																
Curfew and Loitering	M				1	2											
	F				1	2											
Run-Aways	M																
	F																
Total		0	2	12	15	21	50	0	50	0	50	0	0	0	0	0	0

AUGUST 2018
Month and Year of Report

GAAPD 0000
Agency Identifier

SEPTEMBER 20, 2018
Date

[Signature]
Prepared by
LIEUTENANT

[Signature]
CHIEF
Chief, Commissioner, Sheriff, or Superintendent

ATLANTA POLICE DEPARTMENT - GEORGIA
Agency and State

UNIFORM CRIME REPORTING

**LAW ENFORCEMENT
OPERATIONS
&
MANAGEMENT**

CRIME AREA COMPARISON

**SUPPORT SERVICES DIVISION
Information Services Section**

**AUGUST 2018
AUGUST 2017**

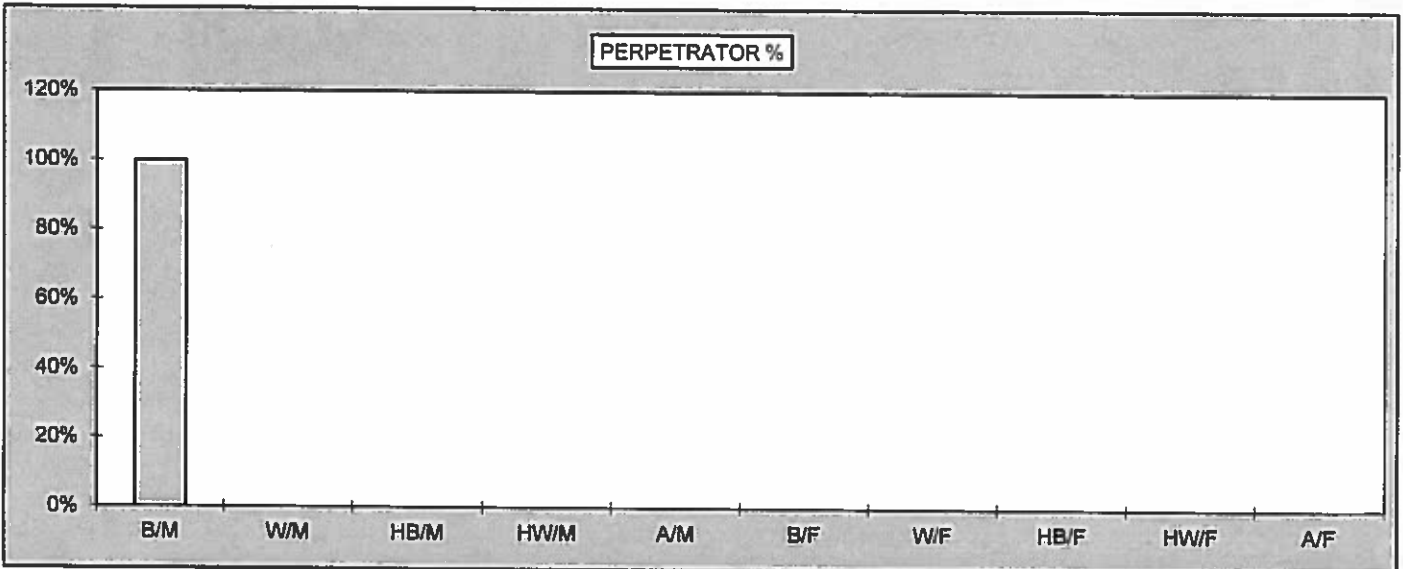
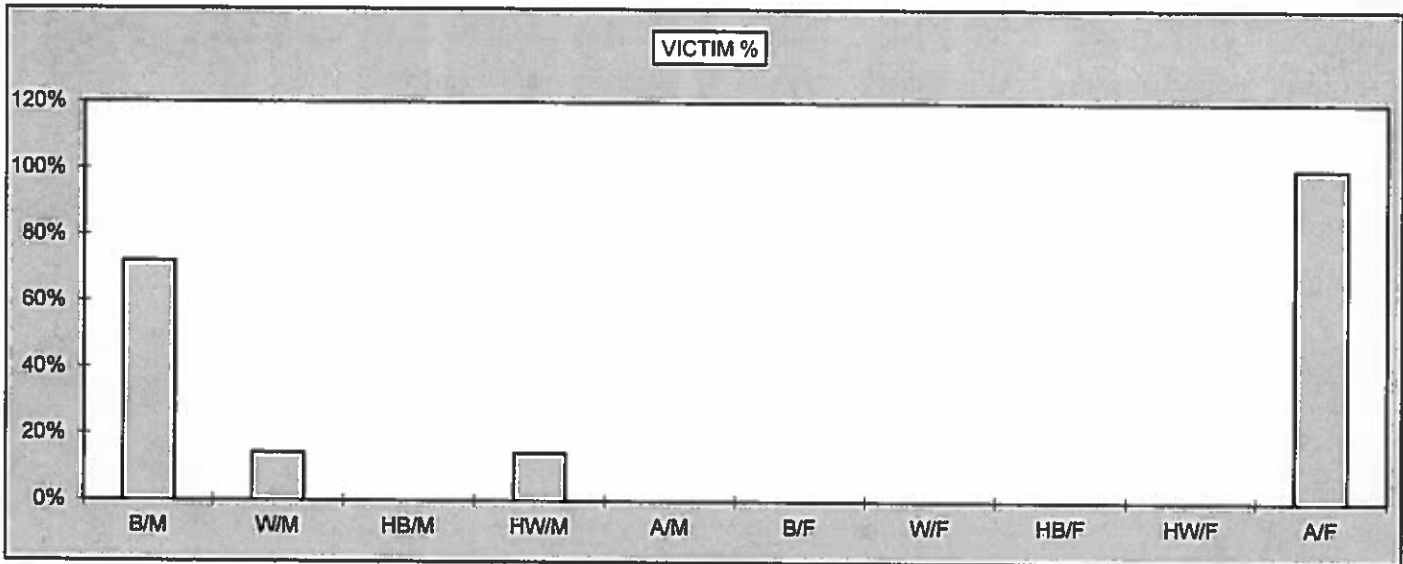
**2018
AUGUST HOMICIDE COMPARISON
BY RACE, SEX, AND ETHNIC ORIGIN**

	VICTIM	PERPETRATOR
B/M	5	1
W/M	1	0
HB/M	0	0
HW/M	1	0
A/M	0	0
TOTAL MALES	7	1
B/F	0	0
W/F	0	0
HB/F	0	0
HW/F	0	0
A/F	1	0
TOTAL FEMALES	1	0
TOTAL	8	1

	VICTIM %	PERPETRATOR %
B/M	72%	100%
W/M	14%	0%
HB/M	0%	0%
HW/M	14%	0%
A/M	0%	0%

B/F	0%	0%
W/F	0%	0%
HB/F	0%	0%
HW/F	0%	0%
A/F	100%	0%

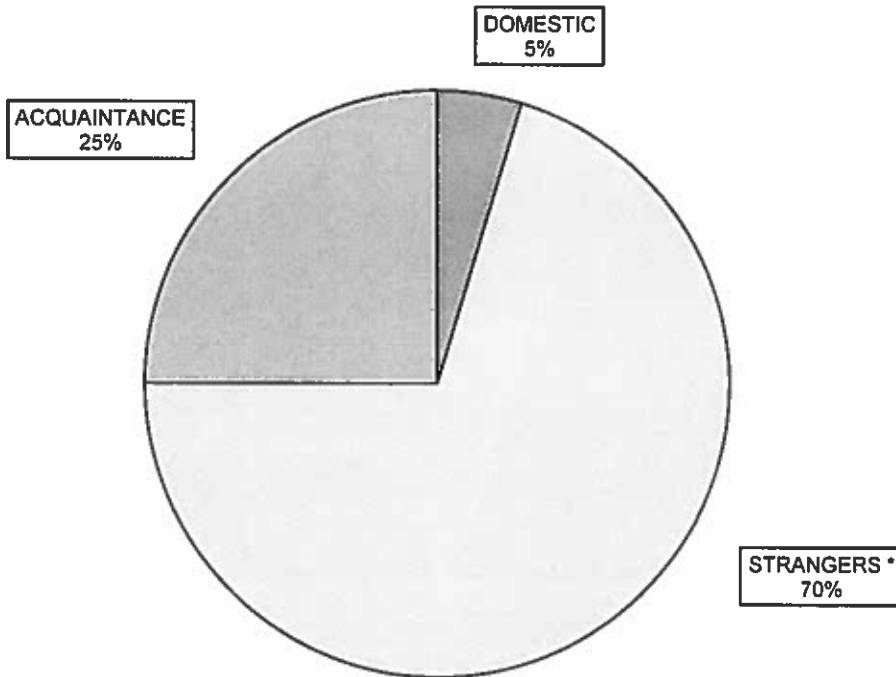
PERPETRATOR UNKNOWN FOR 7 HOMICIDES



**2018
HOMICIDE BREAKDOWN
YEAR TO DATE**

AUGUST							
MONTH	ACTUAL	DOMESTIC	%	STRANGERS *	%	ACQUAINTANCE	%
JANUARY	6	0	0%	5	83%	1	17%
FEBRUARY	10	0	0%	7	70%	3	30%
MARCH	5	0	0%	3	60%	2	40%
APRIL	5	1	20%	2	40%	2	40%
MAY	9	2	22%	5	56%	2	22%
JUNE	7	0	0%	4	57%	3	43%
JULY	14	0	0%	11	79%	3	21%
AUGUST	8	0	0%	8	100%	0	0%
SEPTEMBER							
OCTOBER							
NOVEMBER							
DECEMBER							
TOTAL	64	3	5%	45	70%	16	25%

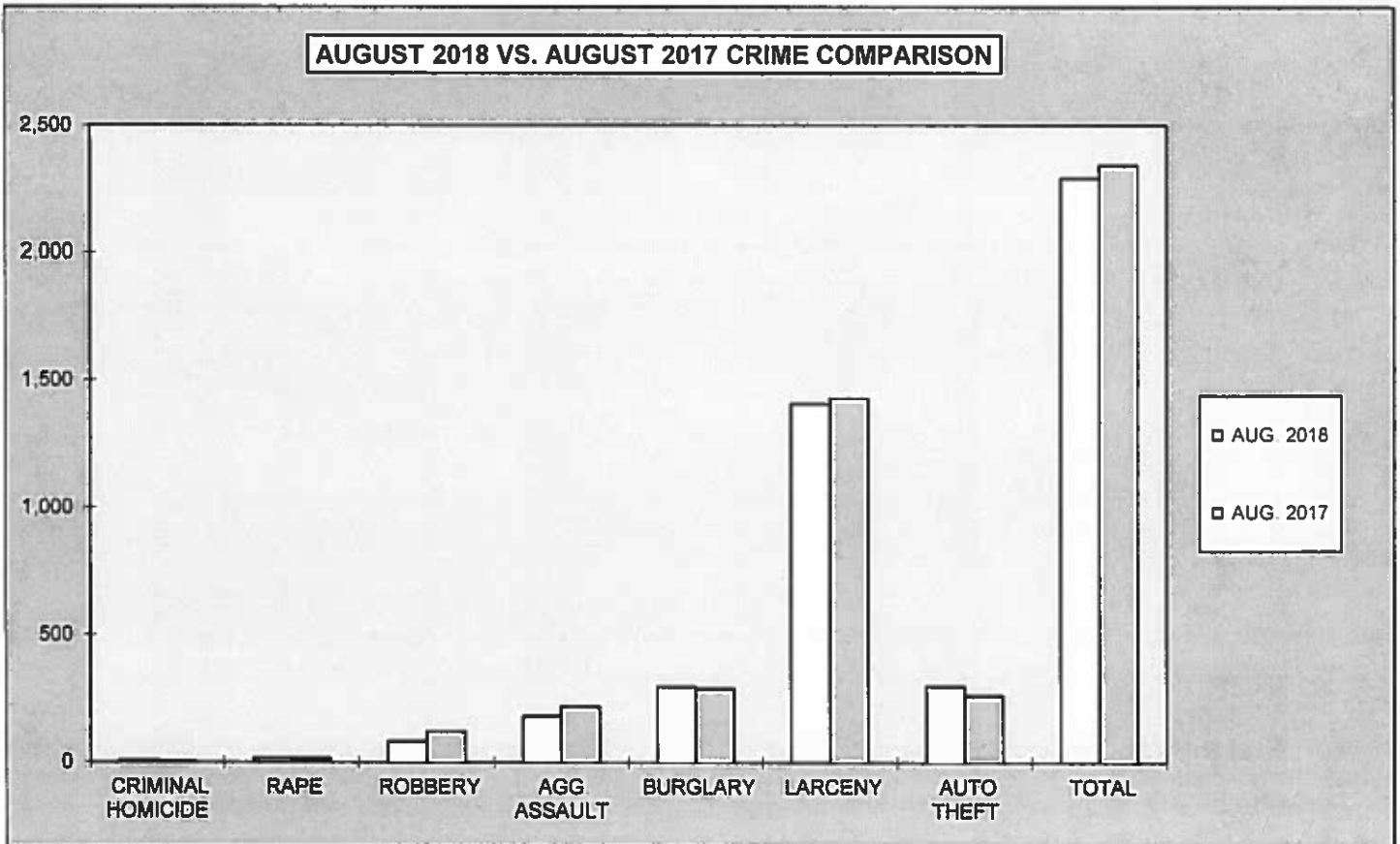
HOMICIDE BREAKDOWN BY VICTIM/OFFENDER RELATIONSHIP



* UNKNOWN INCLUDED IN WITH STRANGERS

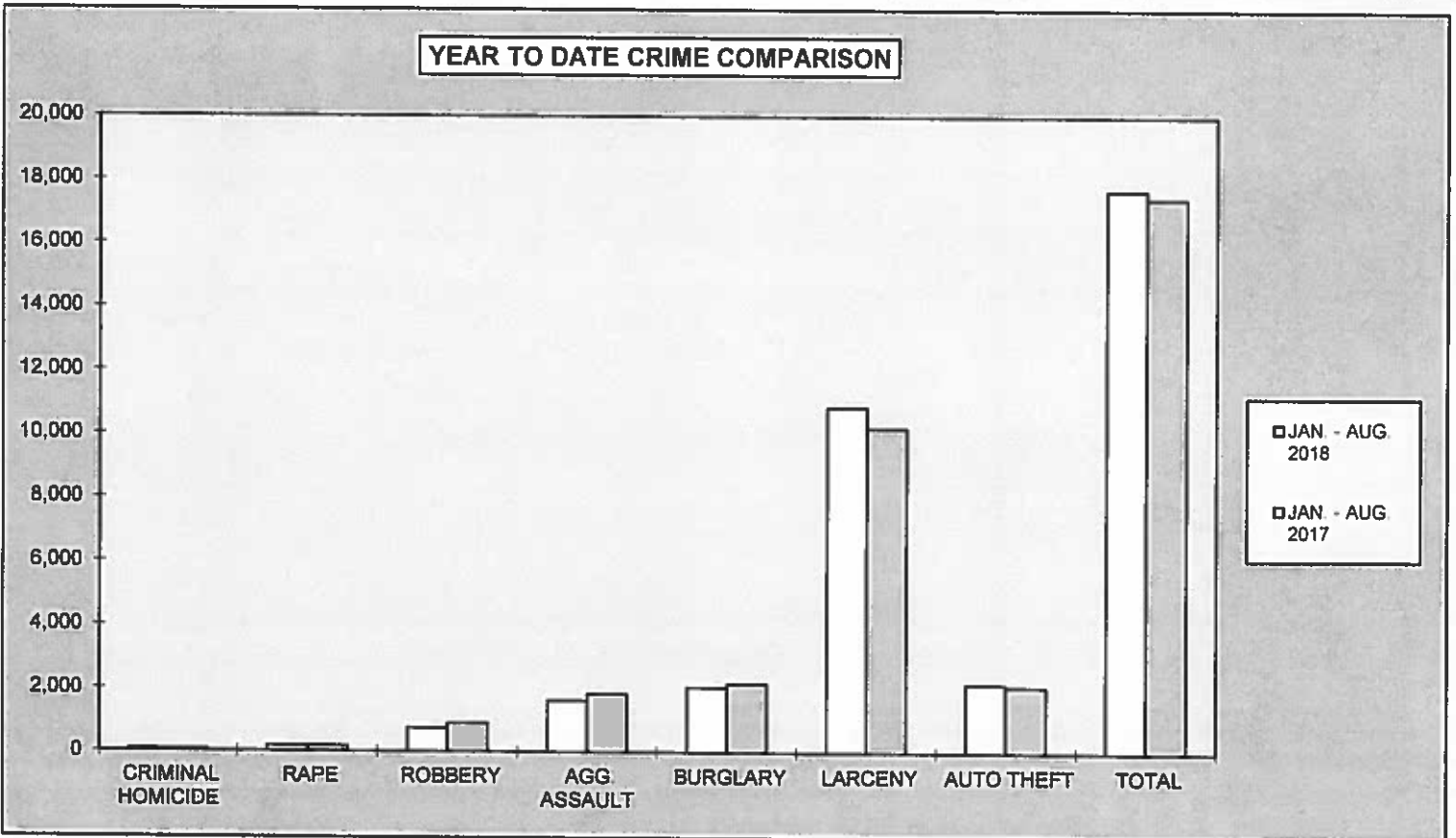
**2018
MONTHLY CRIME COMPARISON**

CRIME	AUG. 2018	AUG. 2017	# DIFFERENCE	% DIFFERENCE
CRIMINAL HOMICIDE	8	6	2	33%
RAPE	16	15	1	7%
ROBBERY	82	121	-39	-32%
AGG. ASSAULT	182	219	-37	-17%
BURGLARY	298	291	7	2%
RESIDENCE	227	228	-1	0%
NON-RESIDENCE	71	63	8	13%
LARCENY	1,406	1,428	-22	-2%
POCKETPICKING	6	7	-1	-14%
PURSE SNATCHING	15	27	-12	-44%
SHOPLIFTING	194	219	-25	-11%
FROM MOTOR VEHICLES	788	757	31	4%
MOTOR VEH. PARTS/ACCESSORIES	73	77	-4	-5%
BICYCLES	26	27	-1	-4%
FROM BUILDINGS	123	118	5	4%
FROM COIN OPERATED MACHINES	0	1	-1	-100%
ALL OTHER	181	195	-14	-7%
AUTO THEFT	300	263	37	14%
TOTAL	2,292	2,343	-51	-2%



**2018
YEAR TO DATE CRIME COMPARISON**

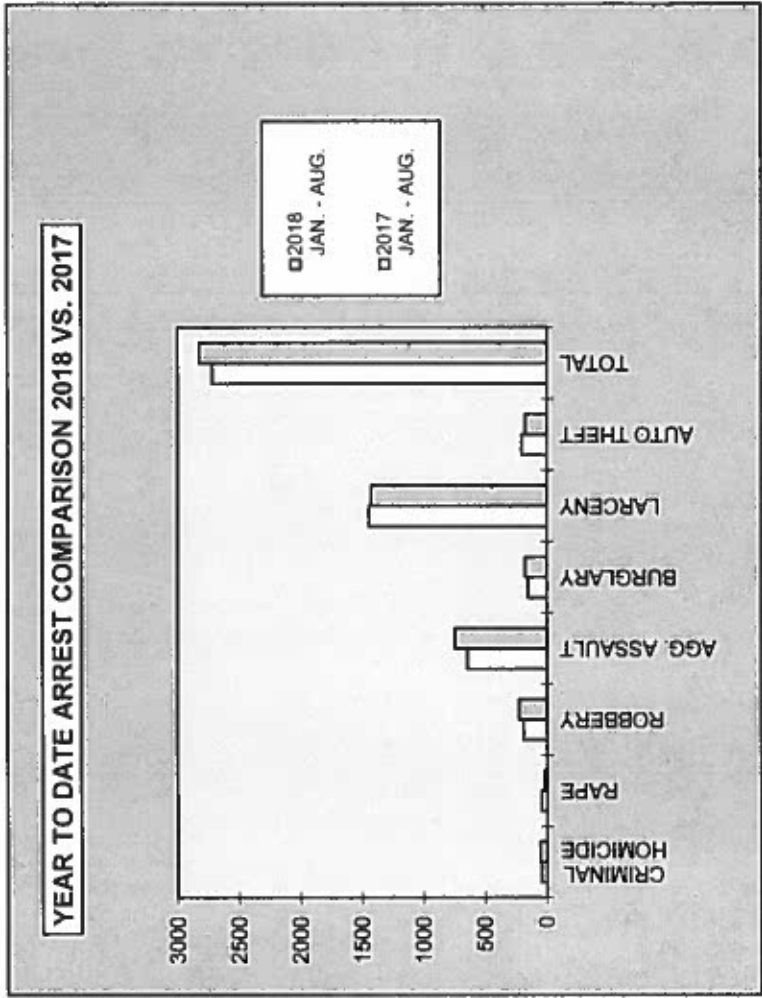
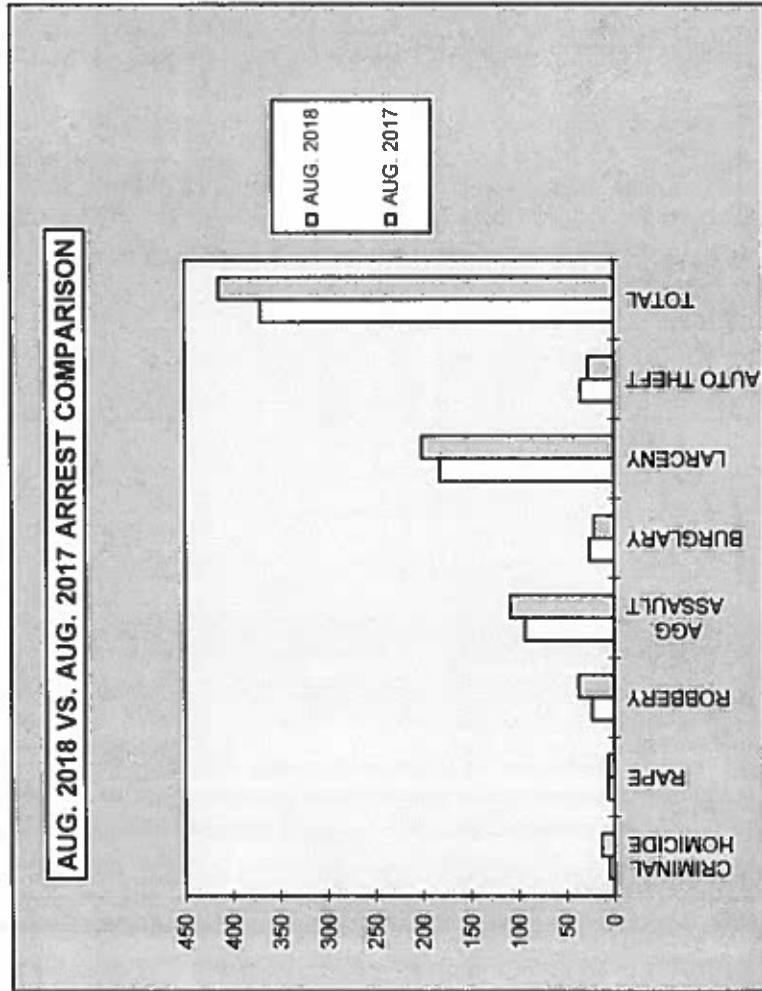
FIRST 8 MONTHS				
CRIME	JAN. - AUG. 2018	JAN. - AUG. 2017	# DIFFERENCE	% DIFFERENCE
CRIMINAL HOMICIDE	64	52	12	23%
RAPE	167	170	-3	-2%
ROBBERY	739	898	-159	-18%
AGG. ASSAULT	1,624	1,837	-213	-12%
BURGLARY	2,061	2,174	-113	-5%
RESIDENCE	1,508	1,663	-155	-9%
NON-RESIDENCE	553	511	42	8%
LARCENY	10,857	10,210	647	6%
POCKETPICKING	40	51	-11	-22%
PURSE SNATCHING	125	150	-25	-17%
SHOPLIFTING	1,625	1,546	79	5%
FROM MOTOR VEHICLES	6,168	5,397	771	14%
MOTOR VEH. PARTS/ACCESSORIES	528	545	-17	-3%
BICYCLES	200	168	32	19%
FROM BUILDINGS	914	922	-8	-1%
FROM COIN OPERATED MACHINES	10	9	1	11%
ALL OTHER	1,247	1,422	-175	-12%
AUTO THEFT	2,168	2,082	86	4%
TOTAL	17,680	17,423	257	1%



**2018
ARREST COMPARISON**

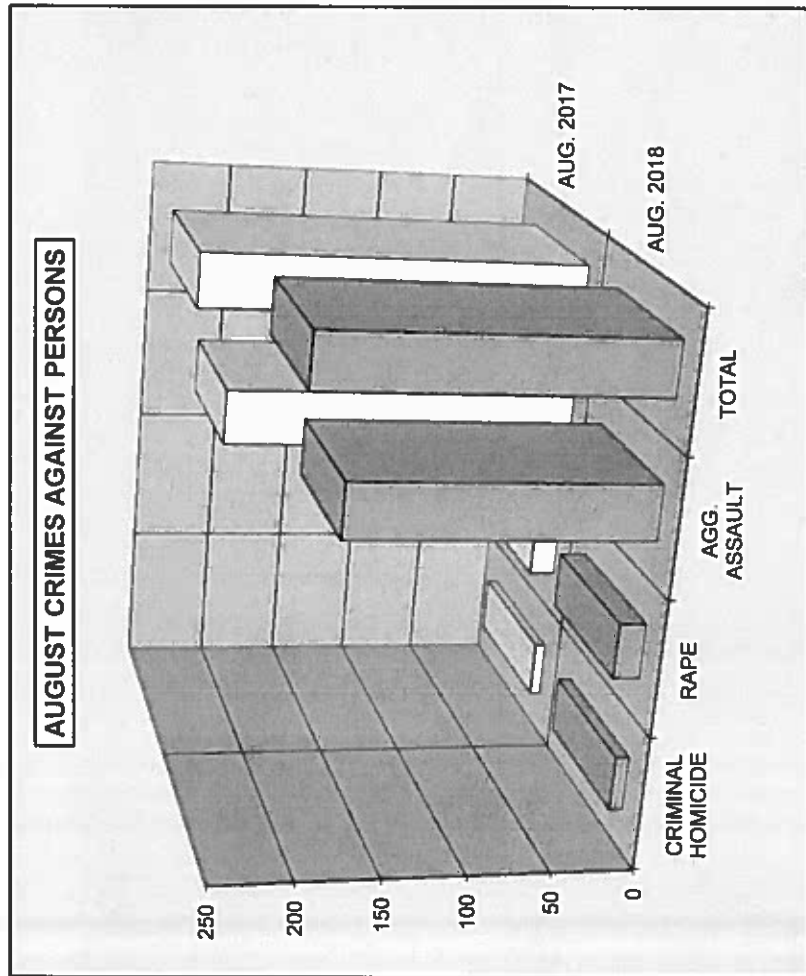
AUGUST ARREST COMPARISON				
CRIME	AUG. 2018	AUG. 2017	# DIFFERENCE	% DIFFERENCE
CRIMINAL HOMICIDE	5	13	-8	-62%
RAPE	6	6	0	0%
ROBBERY	23	37	-14	-38%
AGG. ASSAULT	93	109	-16	-15%
BURGLARY	26	21	5	24%
LARCENY	182	201	-19	-9%
AUTO THEFT	35	27	8	30%
TOTAL	370	414	-44	-11%

FIRST 8 MONTHS ARREST COMPARISON				
CRIME	2018 JAN. - AUG.	2017 JAN. - AUG.	# DIFFERENCE	% DIFFERENCE
CRIMINAL HOMICIDE	44	55	-11	-20%
RAPE	45	21	24	114%
ROBBERY	191	227	-36	-16%
AGG. ASSAULT	641	744	-103	-14%
BURGLARY	152	175	-23	-13%
LARCENY	1,440	1,425	15	1%
AUTO THEFT	204	174	30	17%
TOTAL	2,717	2,821	-104	-4%

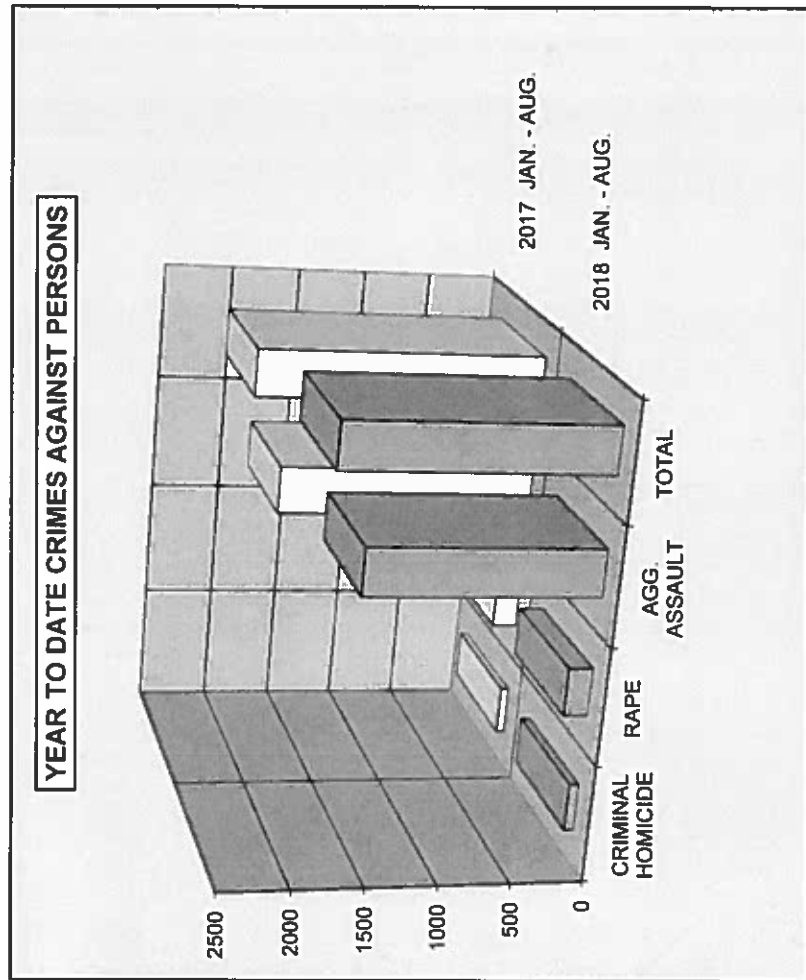


**2018
CRIME COMPARISON
CRIMES AGAINST PERSONS**

AUGUST				
CRIME	AUG. 2018	AUG. 2017	# DIFFERENCE	% DIFFERENCE
CRIMINAL HOMICIDE	8	6	2	33%
RAPE	16	15	1	7%
AGG. ASSAULT	182	219	-37	-17%
TOTAL	206	240	-34	-14%

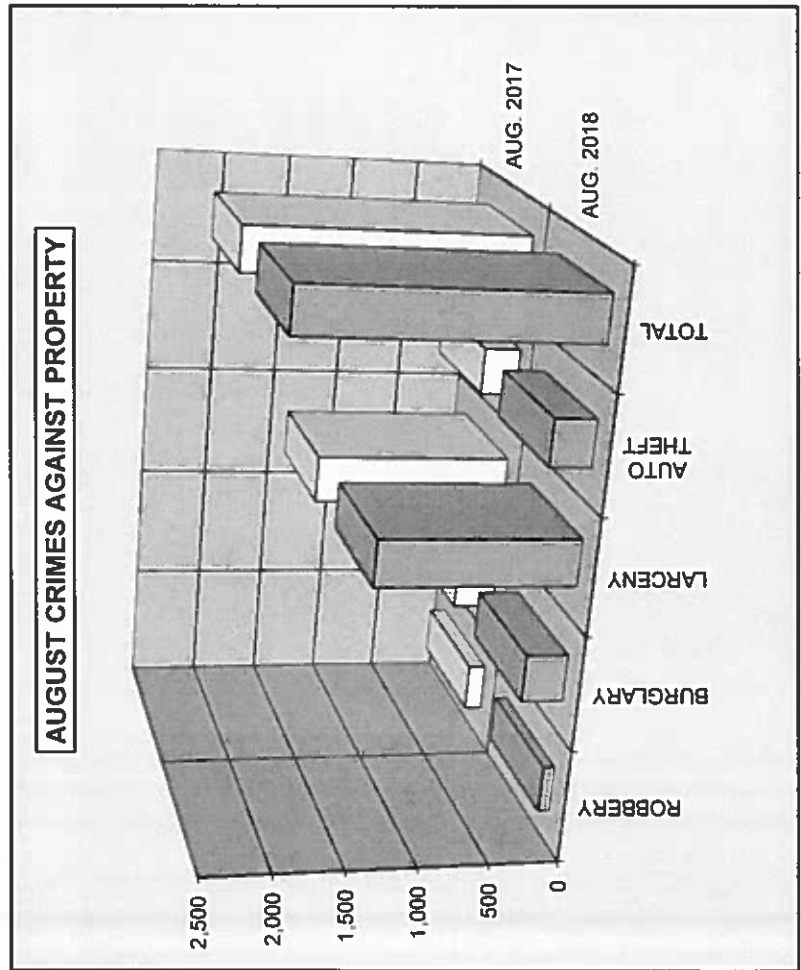


FIRST 8 MONTHS				
CRIME	2018 JAN - AUG	2017 JAN - AUG	# DIFFERENCE	% DIFFERENCE
CRIMINAL HOMICIDE	64	52	12	23%
RAPE	167	170	-3	-2%
AGG. ASSAULT	1,624	1,837	-213	-12%
TOTAL	1,855	2,059	-204	-10%

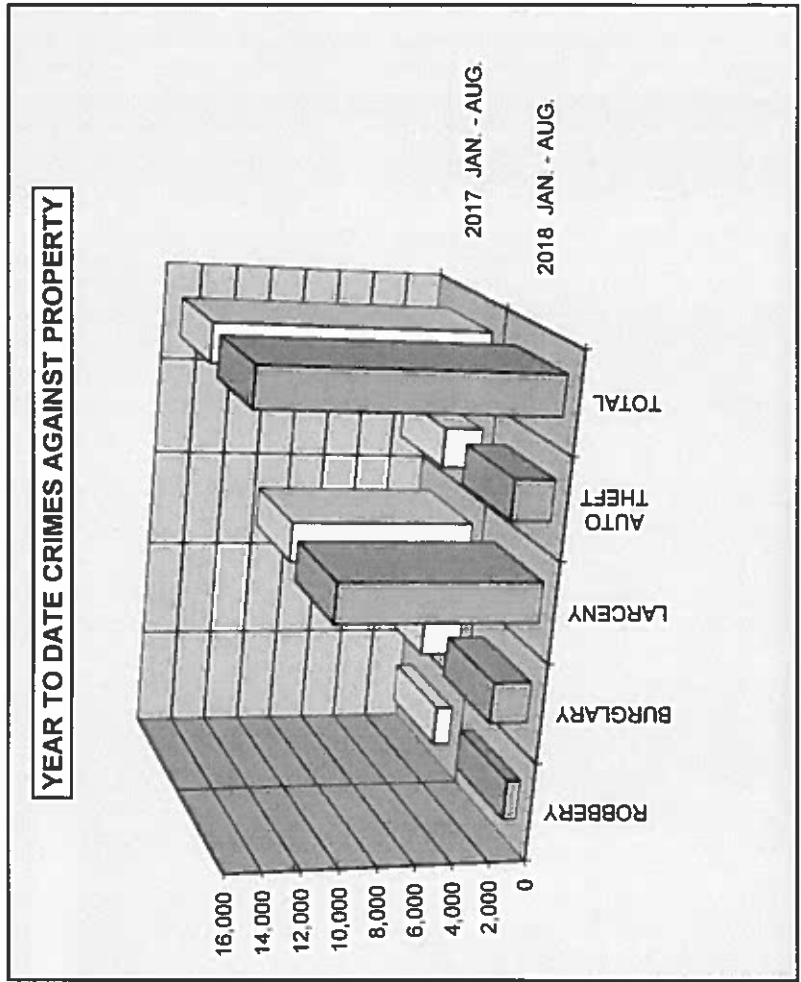


**2018
CRIME COMPARISON
CRIMES AGAINST PROPERTY**

AUGUST				
CRIME	AUG. 2018	AUG. 2017	# DIFFERENCE	% DIFFERENCE
ROBBERY	82	121	-39	-32%
BURGLARY	298	291	7	2%
LARCENY	1,406	1,428	-22	-2%
AUTO THEFT	300	263	37	14%
TOTAL	2,086	2,103	-17	-1%

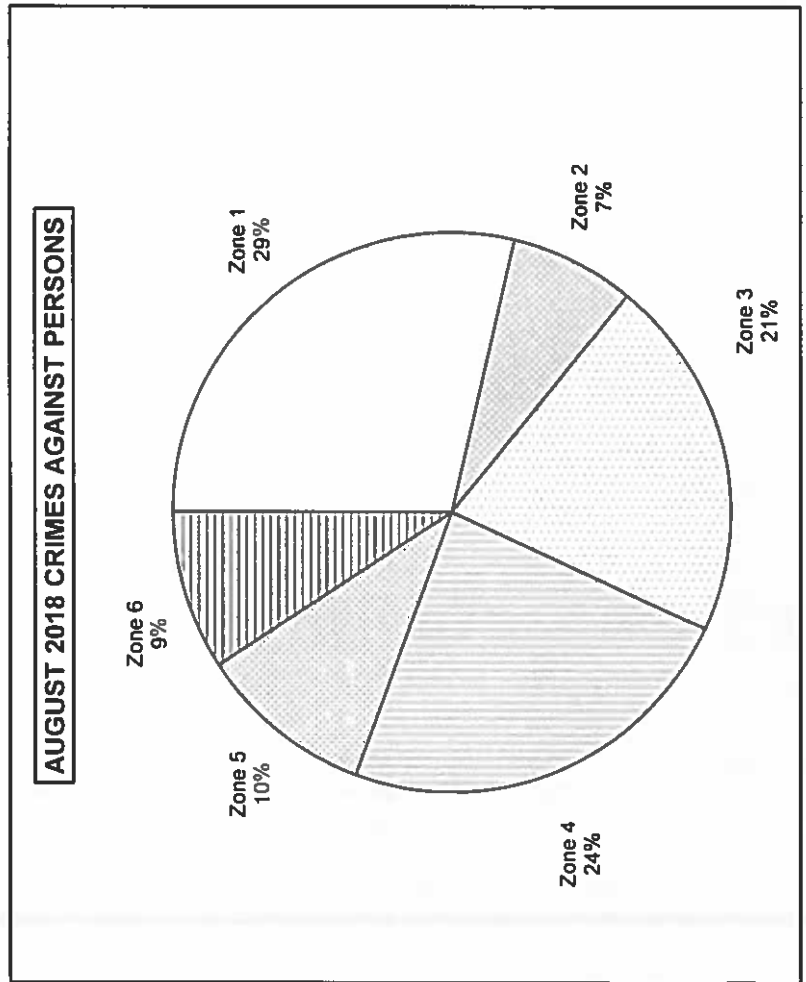


FIRST 8 MONTHS				
CRIME	2018 JAN. - AUG.	2017 JAN. - AUG.	# DIFFERENCE	% DIFFERENCE
ROBBERY	739	898	-159	-18%
BURGLARY	2,061	2,174	-113	-5%
LARCENY	10,857	10,210	647	6%
AUTO THEFT	2,168	2,082	86	4%
TOTAL	15,825	15,364	461	3%

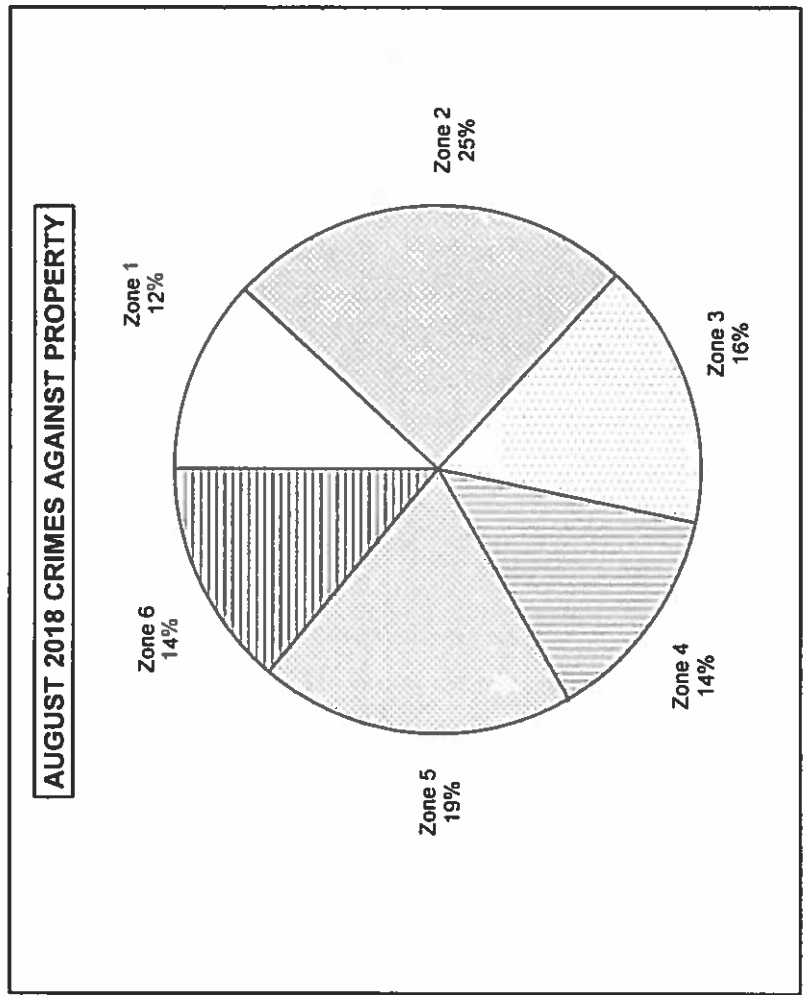


**2018
AREA BREAKDOWN
CRIMES AGAINST PERSONS AND PROPERTY**

AUGUST 2018 CRIMES AGAINST PERSONS BY ZONE						
CRIME	Zone 1	Zone 2	Zone 3	Zone 4	Zone 5	Zone 6
CRIMINAL HOMICIDE	5	1	0	1	1	0
RAPE	4	2	4	1	4	1
AGG. ASSAULT	50	12	39	47	16	18
TOTAL CRIMES AGAINST PERSONS	59	15	43	49	21	19



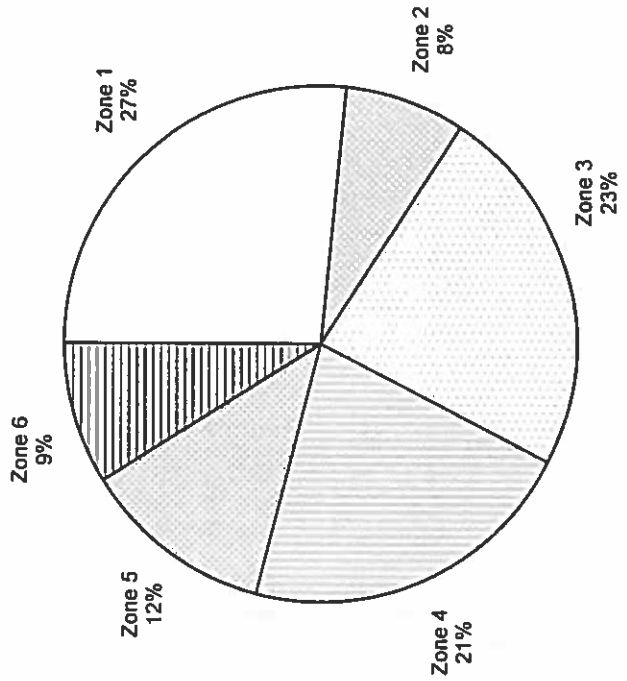
AUGUST 2018 CRIMES AGAINST PROPERTY BY ZONE						
CRIME	Zone 1	Zone 2	Zone 3	Zone 4	Zone 5	Zone 6
ROBBERY	16	13	15	12	13	13
BURGLARY	44	68	72	58	20	36
LARCENY	140	388	187	162	311	218
AUTO THEFT	48	52	67	50	59	24
TOTAL CRIMES AGAINST PROPERTY	248	521	341	282	403	291



**2018
YEAR TO DATE AREA BREAKDOWN
CRIMES AGAINST PERSONS AND PROPERTY**

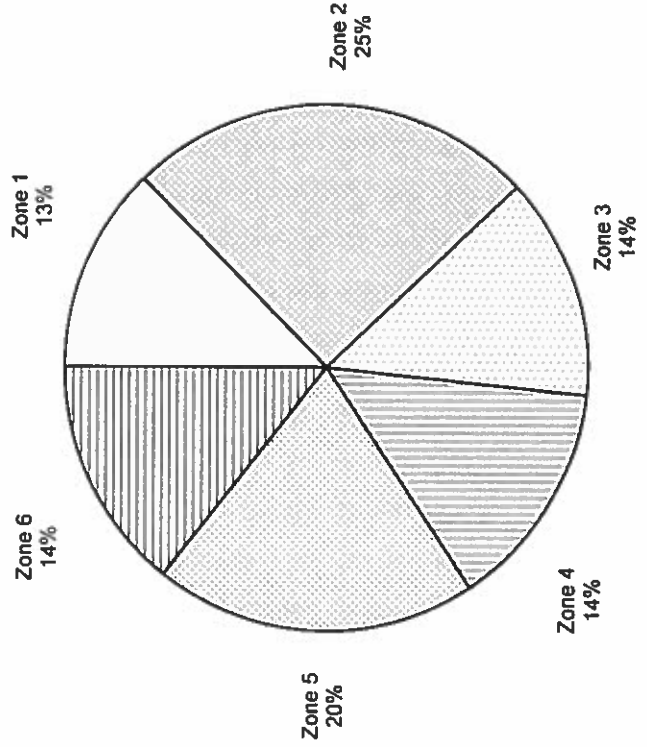
FIRST 8 MONTHS 2018 CRIMES AGAINST PERSONS BY ZONE						
CRIME	Zone 1	Zone 2	Zone 3	Zone 4	Zone 5	Zone 6
CRIMINAL HOMICIDE	26	8	9	12	6	3
RAPE	38	18	29	26	36	20
AGG. ASSAULT	429	115	395	361	182	142
TOTAL CRIMES AGAINST PERSONS	493	141	433	399	224	165

2018 YEAR TO DATE CRIMES AGAINST PERSONS



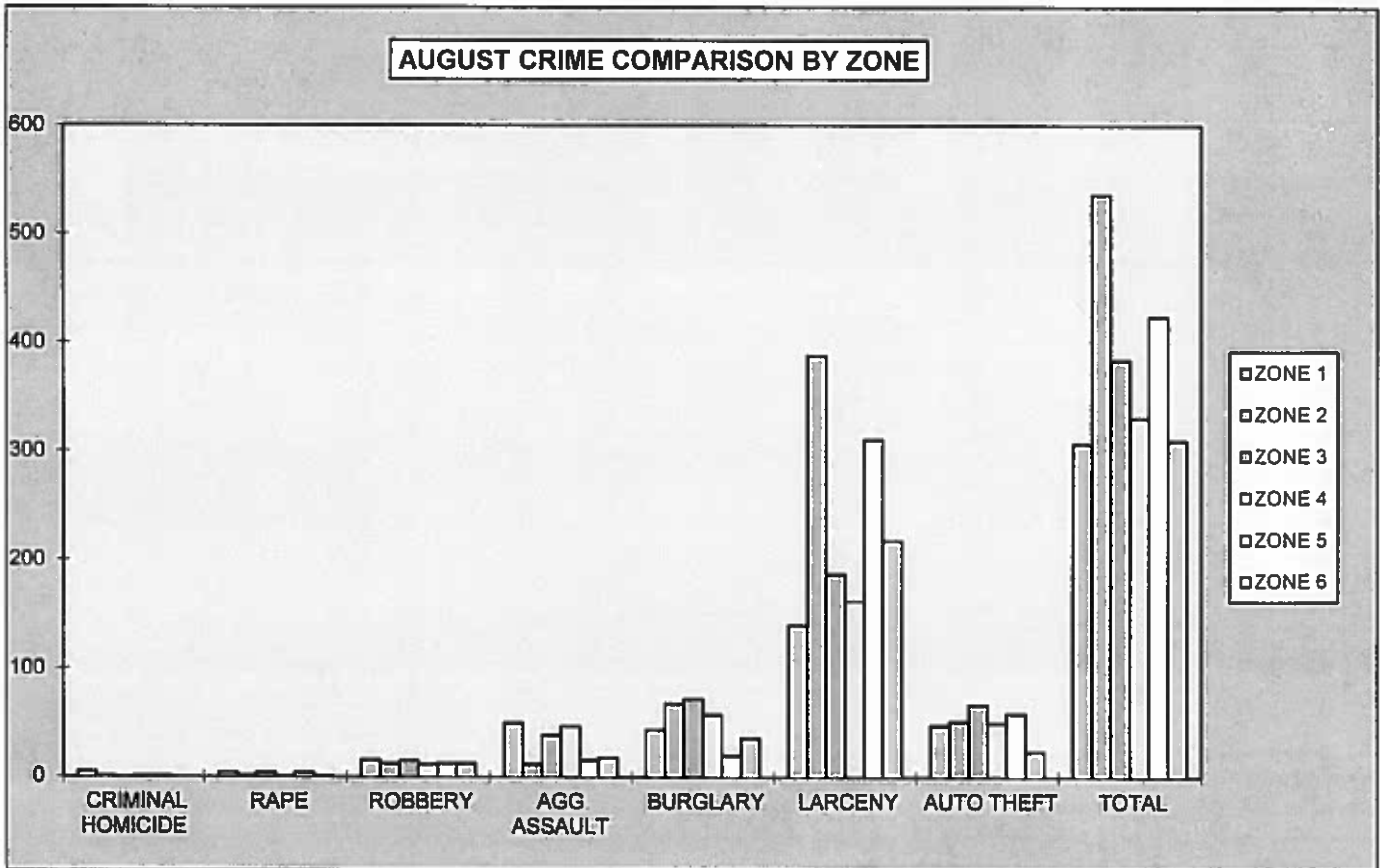
FIRST 8 MONTHS 2018 CRIMES AGAINST PROPERTY BY ZONE						
CRIME	Zone 1	Zone 2	Zone 3	Zone 4	Zone 5	Zone 6
ROBBERY	144	92	149	147	106	101
BURGLARY	363	402	414	449	172	261
LARCENY	1,124	3,118	1,196	1,198	2,525	1,696
AUTO THEFT	373	391	405	433	350	216
TOTAL CRIMES AGAINST PROPERTY	2,004	4,003	2,164	2,227	3,153	2,274

2018 YEAR TO DATE CRIMES AGAINST PROPERTY



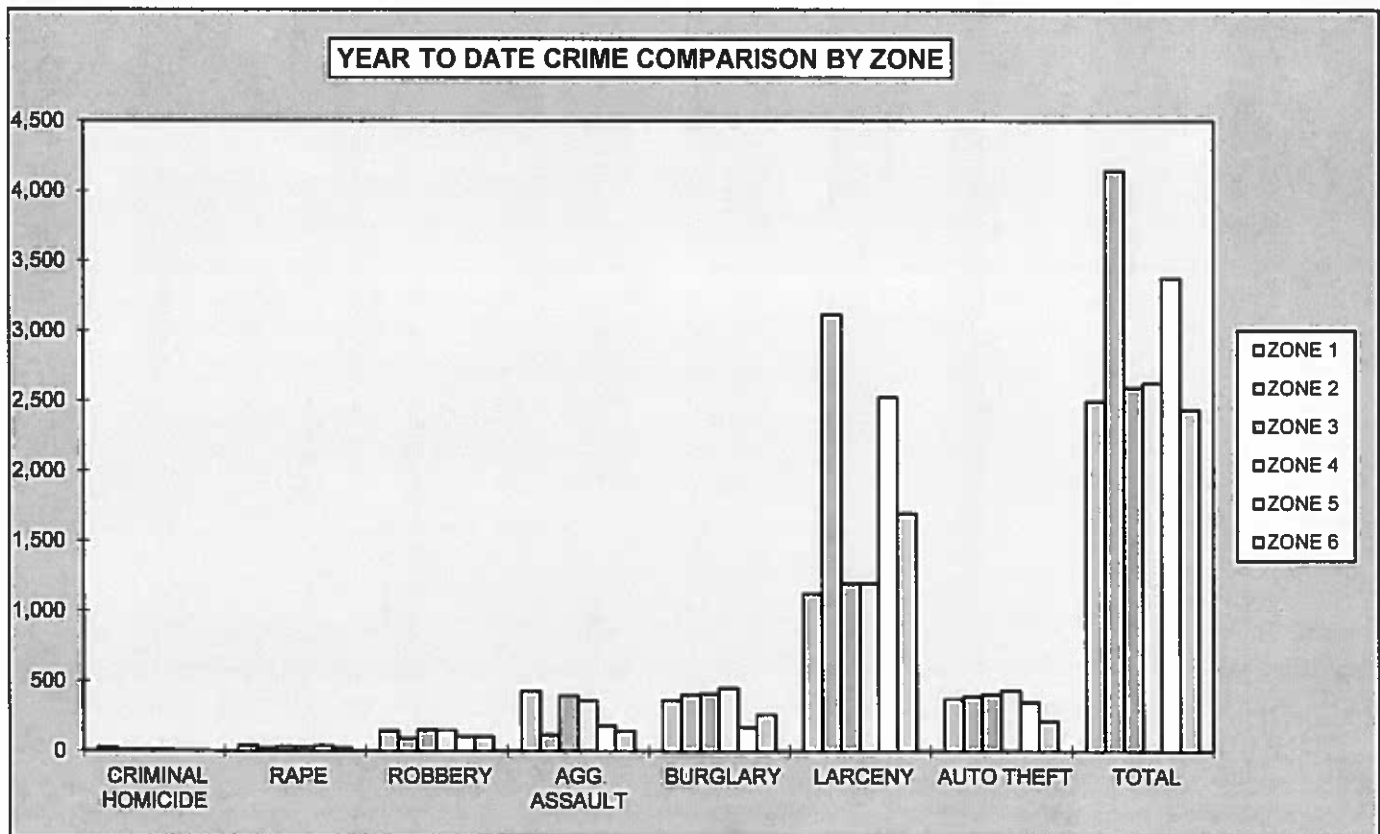
**2018
AREA BREAKDOWN**

AUGUST CRIME COMPARISON BY ZONE						
CRIME	ZONE 1	ZONE 2	ZONE 3	ZONE 4	ZONE 5	ZONE 6
CRIMINAL HOMICIDE	5	1	0	1	1	0
RAPE	4	2	4	1	4	1
ROBBERY	16	13	15	12	13	13
AGG. ASSAULT	50	12	39	47	16	18
BURGLARY	44	68	72	58	20	36
RESIDENCE	35	46	57	52	12	25
NON-RESIDENCE	9	22	15	6	8	11
LARCENY	140	388	187	162	311	218
POCKETPICKING	0	2	1	0	1	2
PURSE SNATCHING	2	4	3	3	3	0
SHOPLIFTING	32	47	28	19	25	43
FROM MOTOR VEHICLES	53	249	85	84	184	133
MOTOR VEH. PARTS/ACCESSORIES	14	13	19	11	9	7
BICYCLES	1	4	1	0	14	6
FROM BUILDINGS	15	30	13	13	40	12
FROM COIN OPERATED MACHINES	0	0	0	0	0	0
ALL OTHER	23	39	37	32	35	15
AUTO THEFT	48	52	67	50	59	24
TOTAL	307	536	384	331	424	310



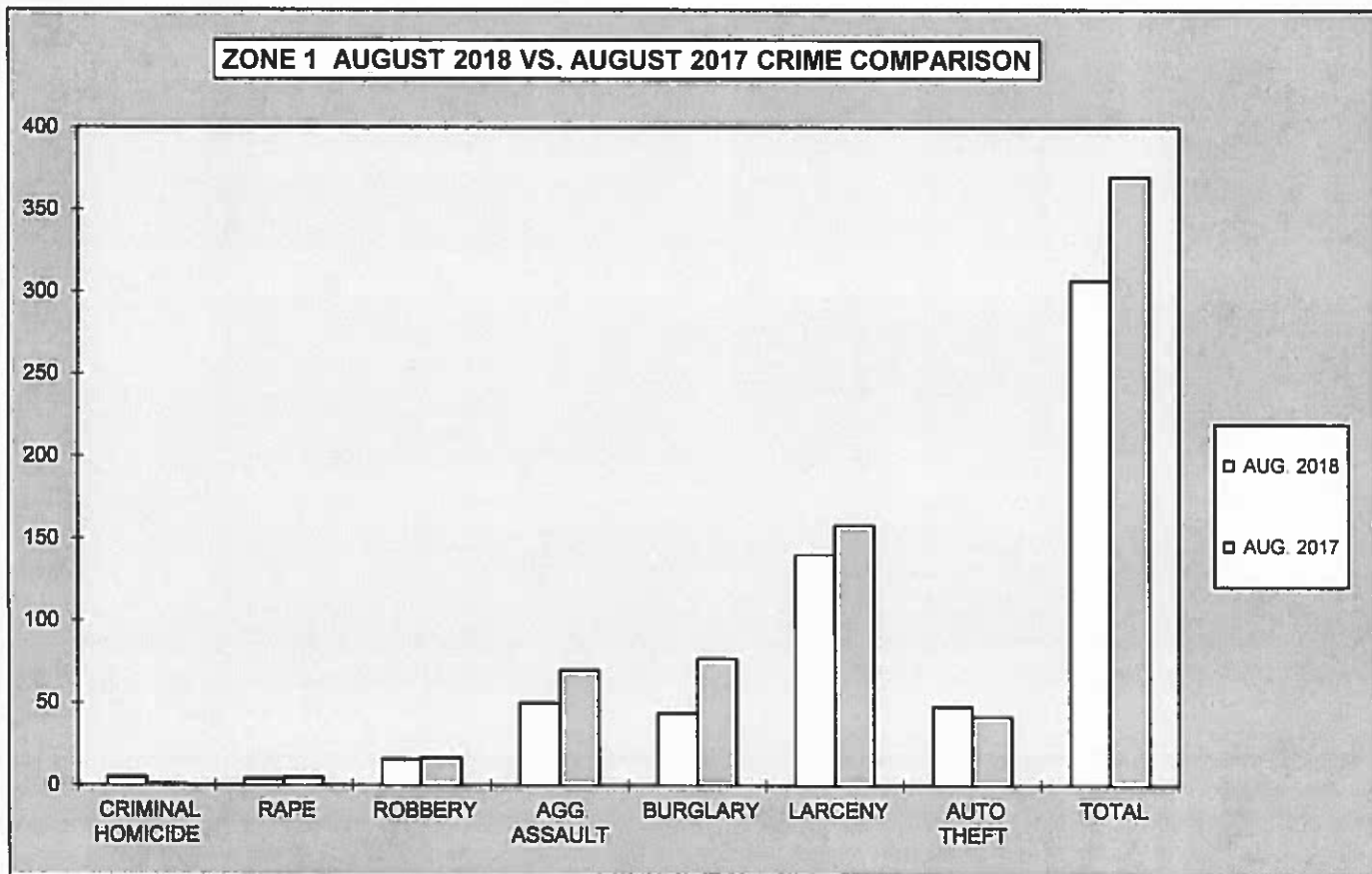
**2018
YEAR TO DATE AREA BREAKDOWN**

FIRST 8 MONTHS CRIME COMPARISON BY ZONE						
CRIME	ZONE 1	ZONE 2	ZONE 3	ZONE 4	ZONE 5	ZONE 6
CRIMINAL HOMICIDE	26	8	9	12	6	3
RAPE	38	18	29	26	36	20
ROBBERY	144	92	149	147	106	101
AGG. ASSAULT	429	115	395	361	182	142
BURGLARY	363	402	414	449	172	261
RESIDENCE	315	231	315	351	104	192
NON-RESIDENCE	48	171	99	98	68	69
LARCENY	1,124	3,118	1,196	1,198	2,525	1,696
POCKETPICKING	1	18	2	3	11	5
PURSE SNATCHING	29	15	17	19	35	10
SHOPLIFTING	259	612	97	172	180	305
FROM MOTOR VEHICLES	460	1,862	604	606	1,642	994
MOTOR VEH. PARTS/ACCESSORIES	102	84	139	88	68	47
BICYCLES	7	36	11	8	74	64
FROM BUILDINGS	106	226	94	86	314	88
FROM COIN OPERATED MACHINES	4	0	1	1	3	1
ALL OTHER	156	265	231	215	198	182
AUTO THEFT	373	391	405	433	350	216
TOTAL	2,497	4,144	2,597	2,626	3,377	2,439



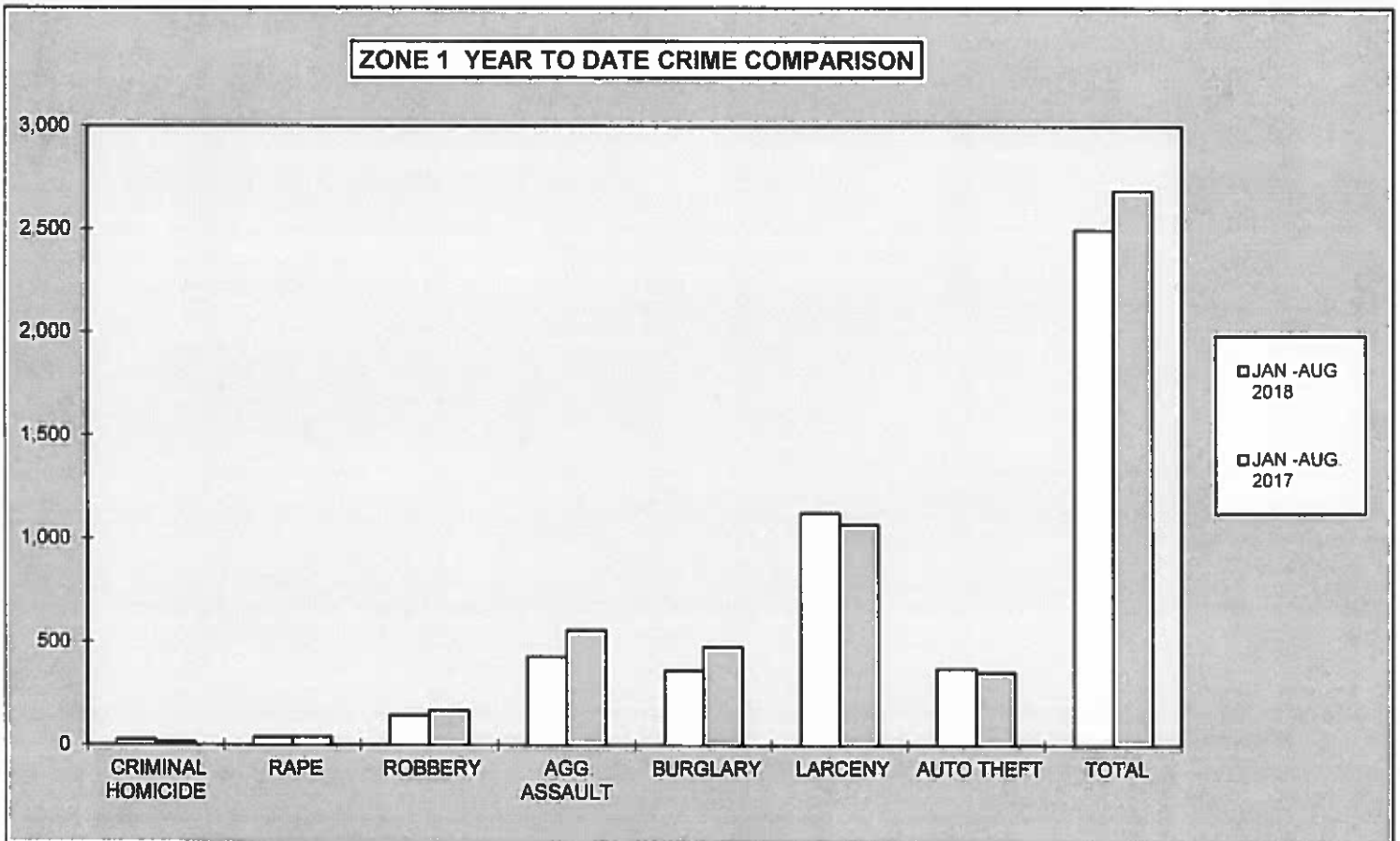
**2018
MONTHLY CRIME COMPARISON**

ZONE 1				
CRIME	AUG. 2018	AUG. 2017	# DIFFERENCE	% DIFFERENCE
CRIMINAL HOMICIDE	5	1	4	400%
RAPE	4	5	-1	-20%
ROBBERY	16	17	-1	-6%
AGG. ASSAULT	50	70	-20	-29%
BURGLARY	44	77	-33	-43%
RESIDENCE	35	68	-33	-49%
NON-RESIDENCE	9	9	0	0%
LARCENY	140	158	-18	-11%
POCKETPICKING	0	0	0	0%
PURSE SNATCHING	2	6	-4	-67%
SHOPLIFTING	32	26	6	23%
FROM MOTOR VEHICLES	53	66	-13	-20%
MOTOR VEH. PARTS/ACCESSORIES	14	17	-3	-18%
BICYCLES	1	1	0	0%
FROM BUILDINGS	15	18	-3	-17%
FROM COIN OPERATED MACHINES	0	0	0	0%
ALL OTHER	23	24	-1	-4%
AUTO THEFT	48	42	6	14%
TOTAL	307	370	-63	-17%



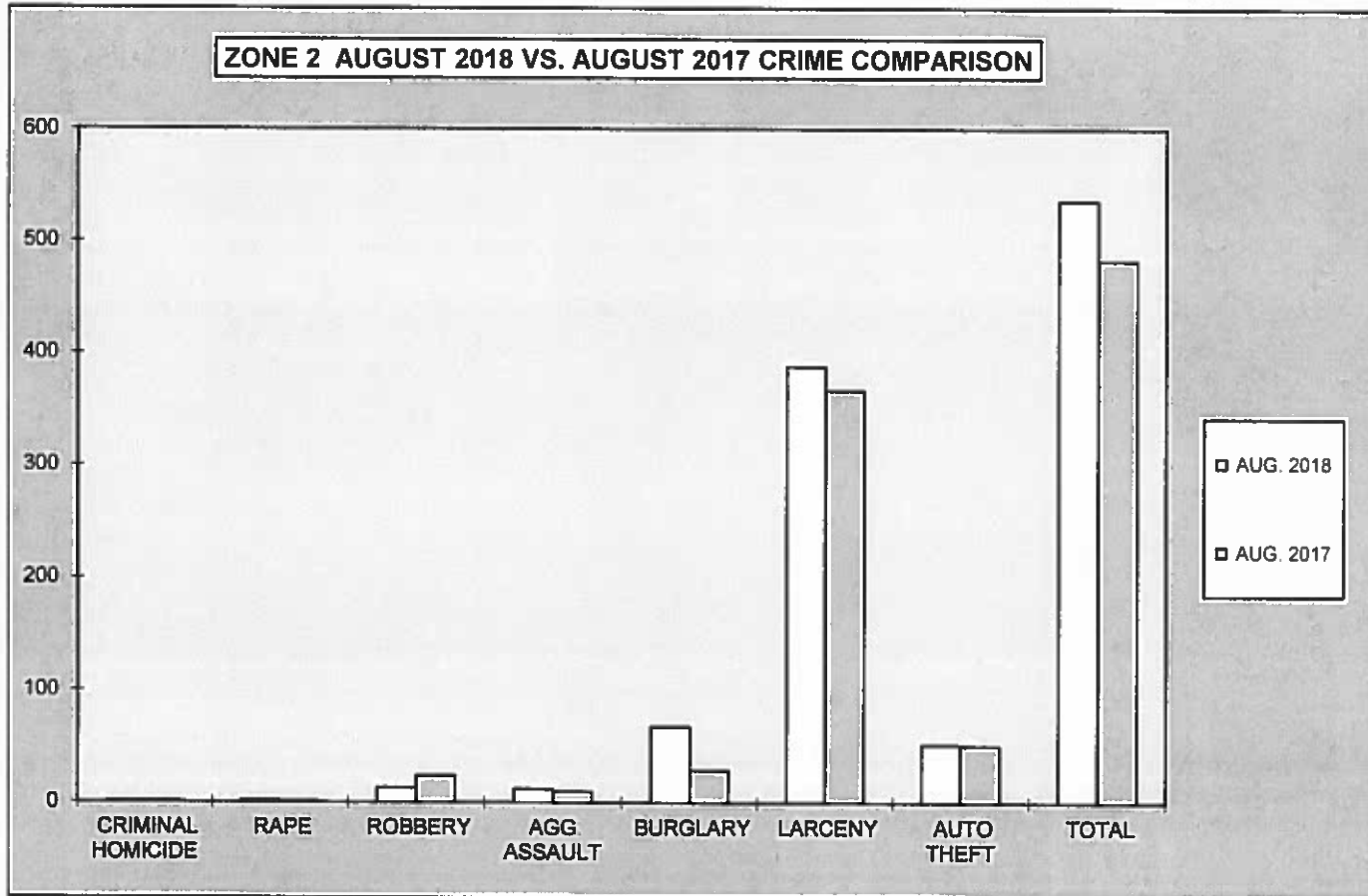
**2018
YEAR TO DATE CRIME COMPARISON**

ZONE 1				
CRIME	JAN -AUG. 2018	JAN -AUG. 2017	# DIFFERENCE	% DIFFERENCE
CRIMINAL HOMICIDE	26	15	11	73%
RAPE	38	41	-3	-7%
ROBBERY	144	170	-26	-15%
AGG. ASSAULT	429	558	-129	-23%
BURGLARY	363	479	-116	-24%
RESIDENCE	315	411	-96	-23%
NON-RESIDENCE	48	68	-20	-29%
LARCENY	1,124	1,068	56	5%
POCKETPICKING	1	1	0	0%
PURSE SNATCHING	29	31	-2	-6%
SHOPLIFTING	259	154	105	68%
FROM MOTOR VEHICLES	460	451	9	2%
MOTOR VEH. PARTS/ACCESSORIES	102	122	-20	-16%
BICYCLES	7	4	3	75%
FROM BUILDINGS	106	111	-5	-5%
FROM COIN OPERATED MACHINES	4	3	1	33%
ALL OTHER	156	191	-35	-18%
AUTO THEFT	373	356	17	5%
TOTAL	2,497	2,687	-190	-7%



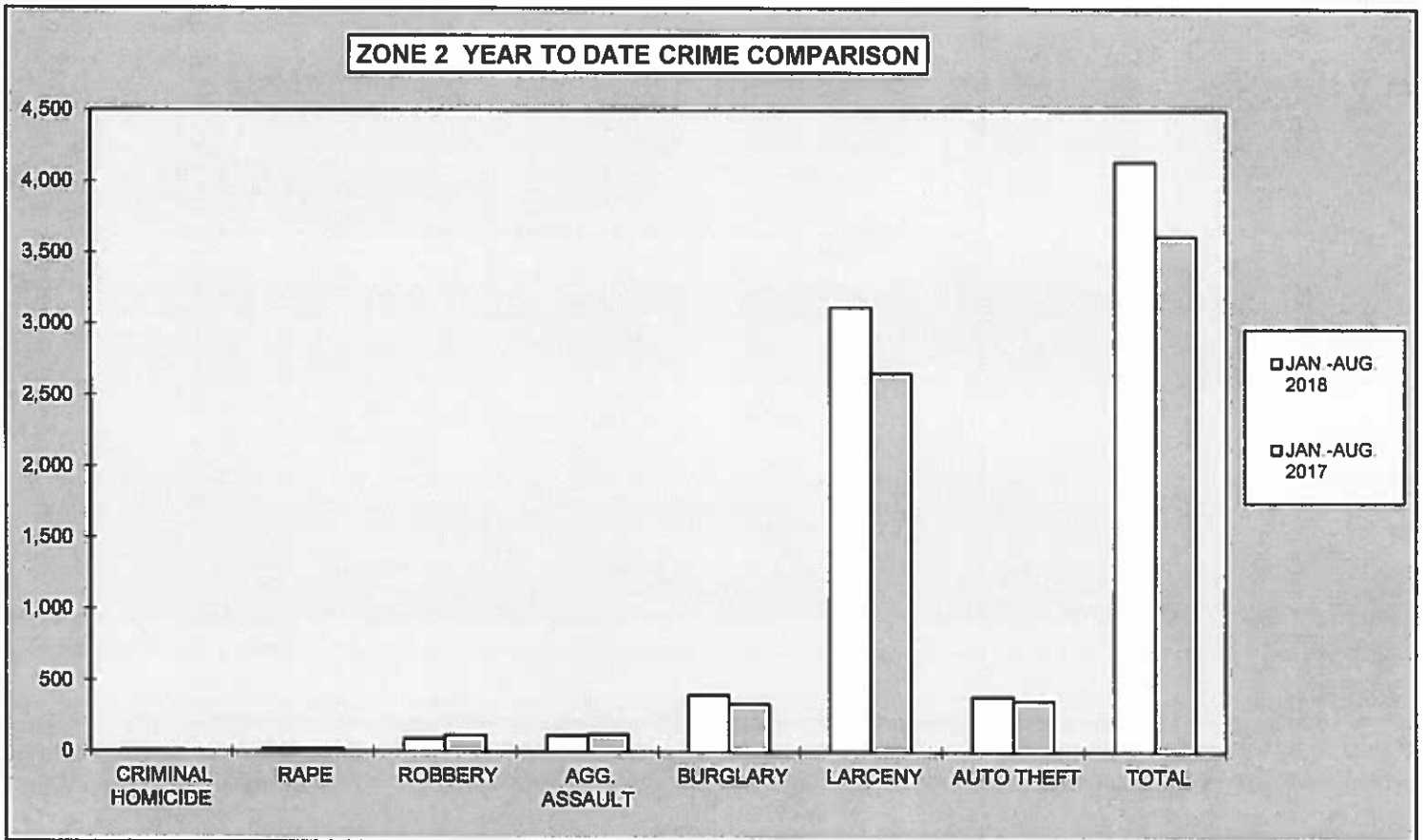
**2018
MONTHLY CRIME COMPARISON**

ZONE 2				
CRIME	AUG. 2018	AUG. 2017	# DIFFERENCE	% DIFFERENCE
CRIMINAL HOMICIDE	1	1	0	0%
RAPE	2	1	1	100%
ROBBERY	13	24	-11	-46%
AGG. ASSAULT	12	10	2	20%
BURGLARY	68	29	39	134%
RESIDENCE	46	21	25	119%
NON-RESIDENCE	22	8	14	175%
LARCENY	388	367	21	6%
POCKETPICKING	2	2	0	0%
PURSE SNATCHING	4	3	1	33%
SHOPLIFTING	47	78	-31	-40%
FROM MOTOR VEHICLES	249	218	31	14%
MOTOR VEH. PARTS/ACCESSORIES	13	8	5	63%
BICYCLES	4	1	3	300%
FROM BUILDINGS	30	18	12	67%
FROM COIN OPERATED MACHINES	0	0	0	0%
ALL OTHER	39	39	0	0%
AUTO THEFT	52	51	1	2%
TOTAL	536	483	53	11%



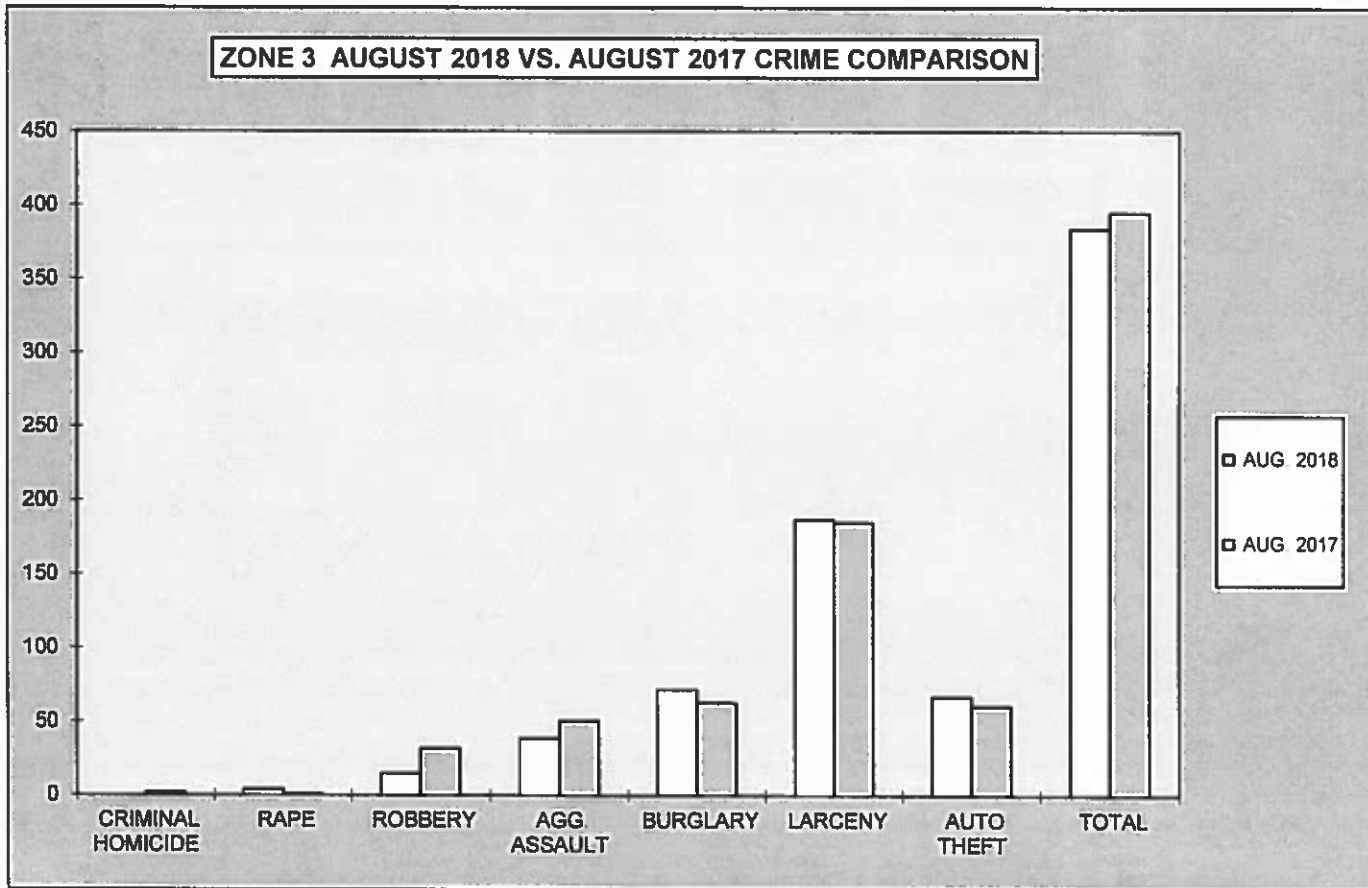
**2018
YEAR TO DATE CRIME COMPARISON**

ZONE 2				
CRIME	JAN.-AUG. 2018	JAN.-AUG. 2017	# DIFFERENCE	% DIFFERENCE
CRIMINAL HOMICIDE	8	6	2	33%
RAPE	18	21	-3	-14%
ROBBERY	92	115	-23	-20%
AGG. ASSAULT	115	124	-9	-7%
BURGLARY	402	336	66	20%
RESIDENCE	231	217	14	6%
NON-RESIDENCE	171	119	52	44%
LARCENY	3,118	2,654	464	17%
POCKETPICKING	18	24	-6	-25%
PURSE SNATCHING	15	13	2	15%
SHOPLIFTING	612	591	21	4%
FROM MOTOR VEHICLES	1,862	1,419	443	31%
MOTOR VEH. PARTS/ACCESSORIES	84	79	5	6%
BICYCLES	36	25	11	44%
FROM BUILDINGS	226	215	11	5%
FROM COIN OPERATED MACHINES	0	0	0	0%
ALL OTHER	265	288	-23	-8%
AUTO THEFT	391	362	29	8%
TOTAL	4,144	3,618	526	15%



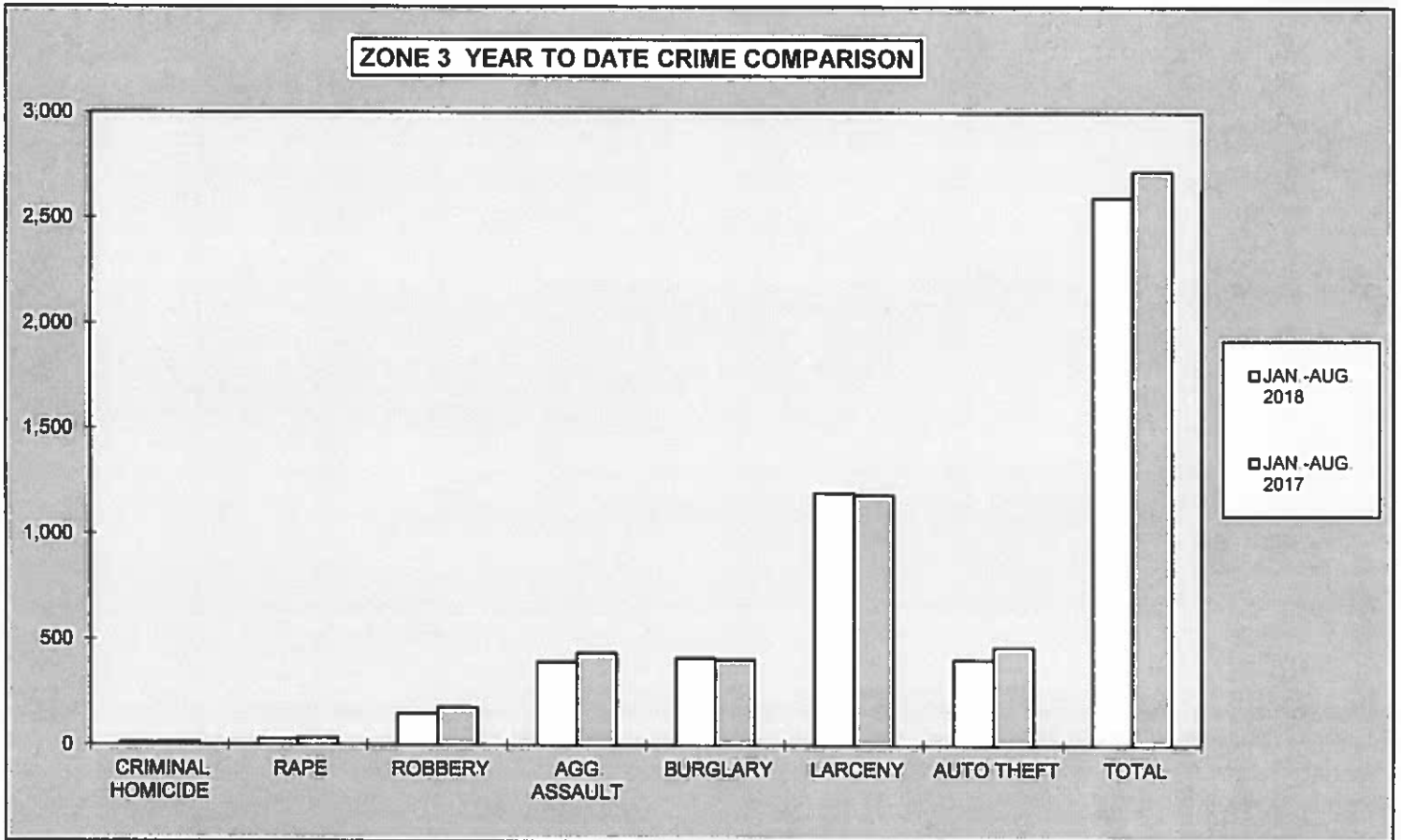
**2018
MONTHLY CRIME COMPARISON**

ZONE 3				
CRIME	AUG. 2018	AUG. 2017	# DIFFERENCE	% DIFFERENCE
CRIMINAL HOMICIDE	0	2	-2	-100%
RAPE	4	1	3	300%
ROBBERY	15	32	-17	-53%
AGG. ASSAULT	39	51	-12	-24%
BURGLARY	72	63	9	14%
RESIDENCE	57	41	16	39%
NON-RESIDENCE	15	22	-7	-32%
LARCENY	187	185	2	1%
POCKETPICKING	1	1	0	0%
PURSE SNATCHING	3	1	2	200%
SHOPLIFTING	28	15	13	87%
FROM MOTOR VEHICLES	85	96	-11	-11%
MOTOR VEH. PARTS/ACCESSORIES	19	18	1	6%
BICYCLES	1	2	-1	-50%
FROM BUILDINGS	13	11	2	18%
FROM COIN OPERATED MACHINES	0	0	0	0%
ALL OTHER	37	41	-4	-10%
AUTO THEFT	67	61	6	10%
TOTAL	384	395	-11	-3%



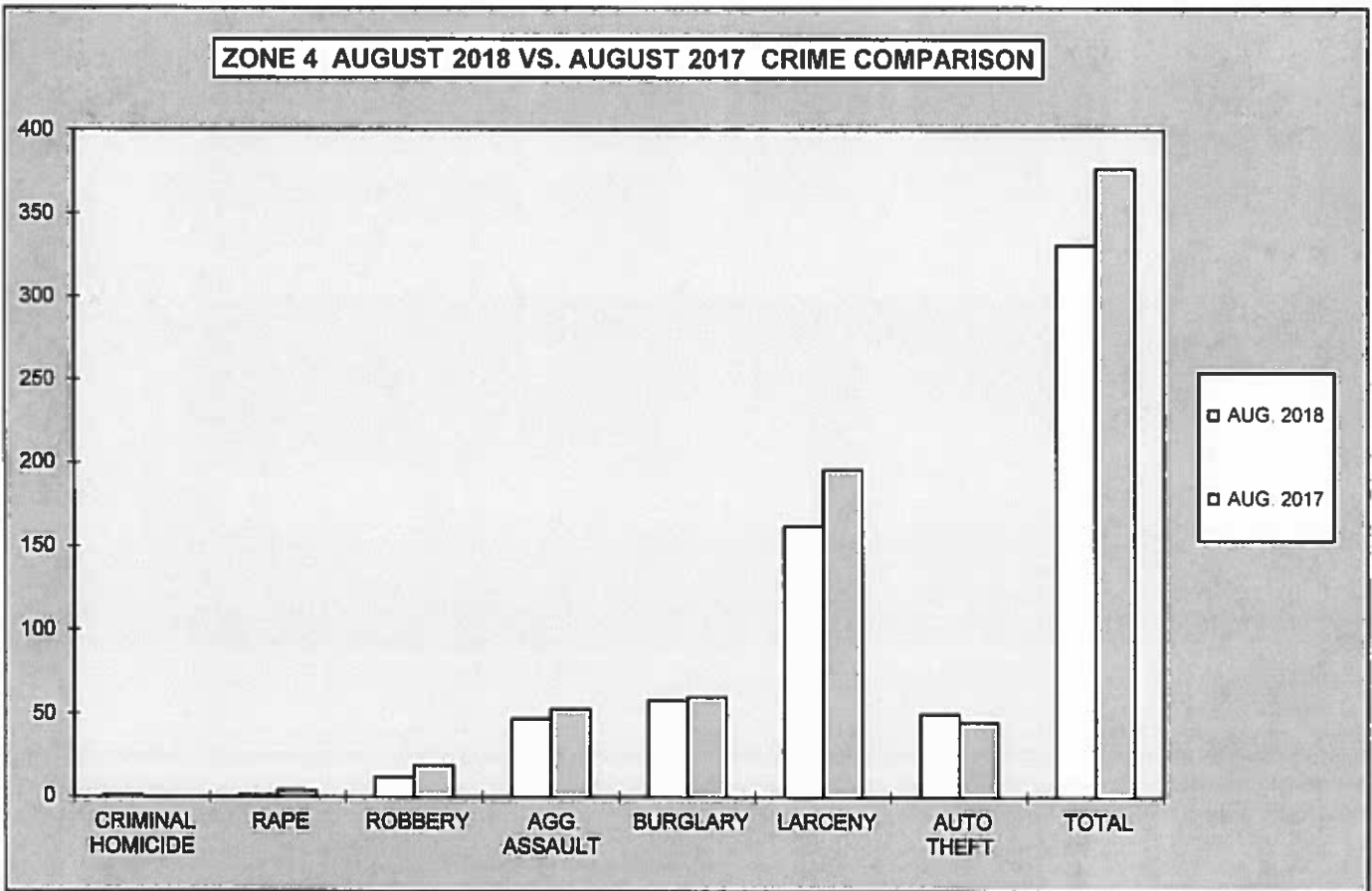
**2018
YEAR TO DATE CRIME COMPARISON**

ZONE 3				
CRIME	JAN.-AUG. 2018	JAN.-AUG. 2017	# DIFFERENCE	% DIFFERENCE
CRIMINAL HOMICIDE	9	14	-5	-36%
RAPE	29	33	-4	-12%
ROBBERY	149	179	-30	-17%
AGG. ASSAULT	395	437	-42	-10%
BURGLARY	414	407	7	2%
RESIDENCE	315	317	-2	-1%
NON-RESIDENCE	99	90	9	10%
LARCENY	1,196	1,187	9	1%
POCKETPICKING	2	2	0	0%
PURSE SNATCHING	17	18	-1	-6%
SHOPLIFTING	97	96	1	1%
FROM MOTOR VEHICLES	604	576	28	5%
MOTOR VEH. PARTS/ACCESSORIES	139	132	7	5%
BICYCLES	11	10	1	10%
FROM BUILDINGS	94	100	-6	-6%
FROM COIN OPERATED MACHINES	1	1	0	0%
ALL OTHER	231	252	-21	-8%
AUTO THEFT	405	465	-60	-13%
TOTAL	2,597	2,722	-125	-5%



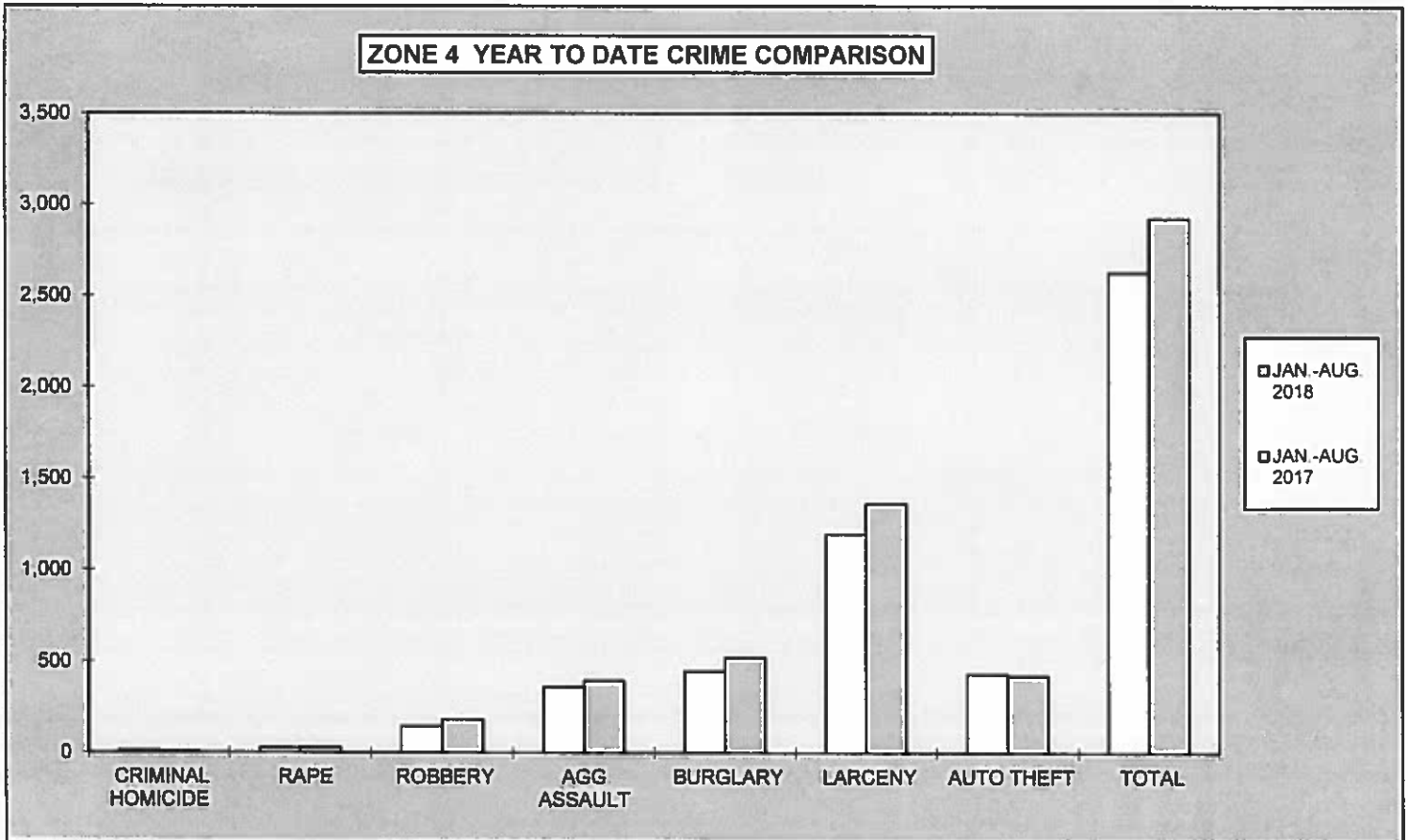
**2018
MONTHLY CRIME COMPARISON**

ZONE 4				
CRIME	AUG. 2018	AUG. 2017	# DIFFERENCE	% DIFFERENCE
CRIMINAL HOMICIDE	1	0	1	100%
RAPE	1	4	-3	-75%
ROBBERY	12	19	-7	-37%
AGG. ASSAULT	47	53	-6	-11%
BURGLARY	58	60	-2	-3%
RESIDENCE	52	52	0	0%
NON-RESIDENCE	6	8	-2	-25%
LARCENY	162	196	-34	-17%
POCKETPICKING	0	0	0	0%
PURSE SNATCHING	3	9	-6	-67%
SHOPLIFTING	19	26	-7	-27%
FROM MOTOR VEHICLES	84	111	-27	-24%
MOTOR VEH. PARTS/ACCESSORIES	11	11	0	0%
BICYCLES	0	1	-1	-100%
FROM BUILDINGS	13	10	3	30%
FROM COIN OPERATED MACHINES	0	0	0	0%
ALL OTHER	32	28	4	14%
AUTO THEFT	50	45	5	11%
TOTAL	331	377	-46	-12%



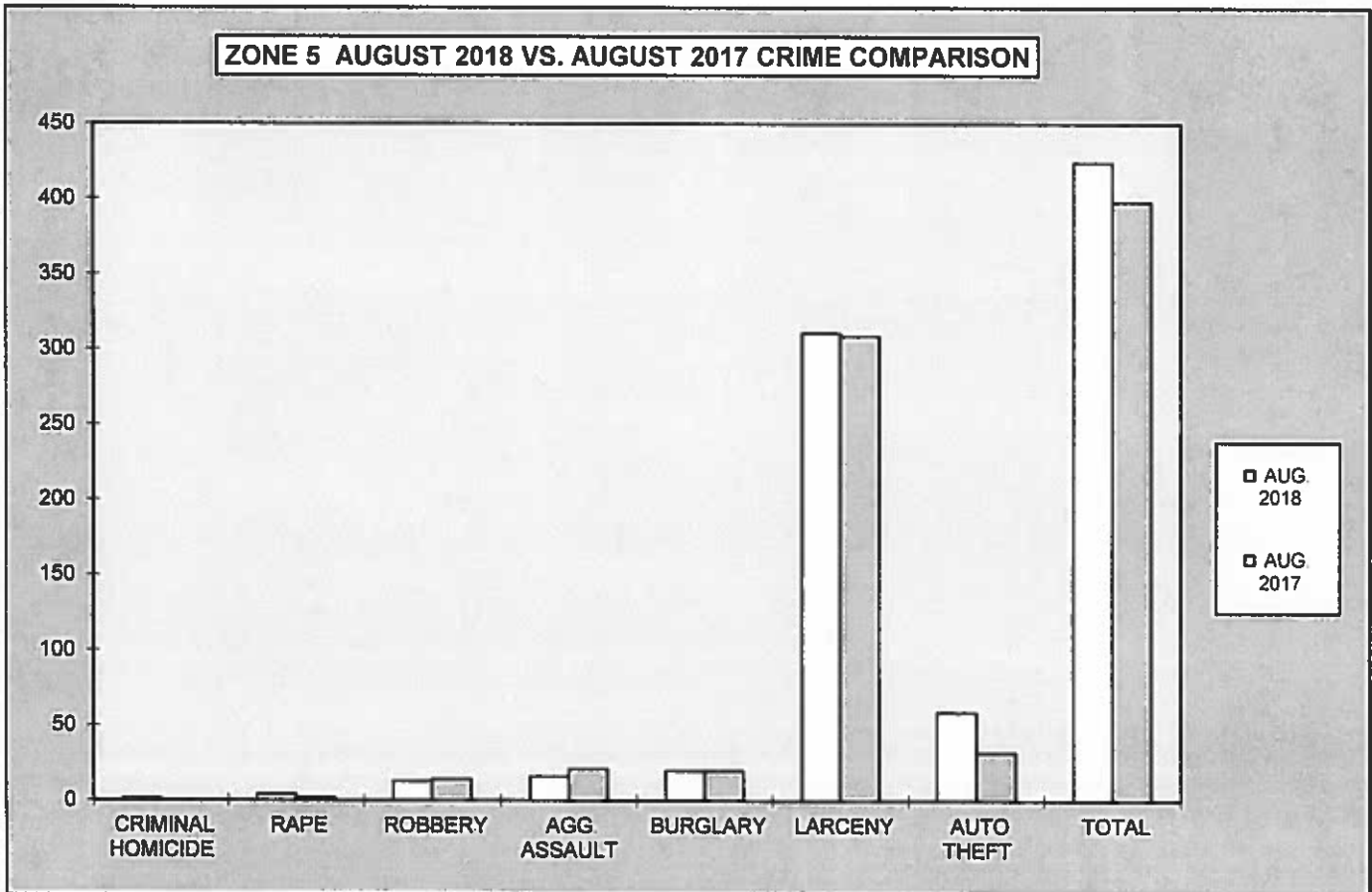
**2018
YEAR TO DATE CRIME COMPARISON**

ZONE 4				
CRIME	JAN -AUG. 2018	JAN -AUG. 2017	# DIFFERENCE	% DIFFERENCE
CRIMINAL HOMICIDE	12	8	4	50%
RAPE	26	28	-2	-7%
ROBBERY	147	183	-36	-20%
AGG. ASSAULT	361	396	-35	-9%
BURGLARY	449	522	-73	-14%
RESIDENCE	351	423	-72	-17%
NON-RESIDENCE	98	99	-1	-1%
LARCENY	1,198	1,363	-165	-12%
POCKETPICKING	3	4	-1	-25%
PURSE SNATCHING	19	39	-20	-51%
SHOPLIFTING	172	191	-19	-10%
FROM MOTOR VEHICLES	606	692	-86	-12%
MOTOR VEH. PARTS/ACCESSORIES	88	81	7	9%
BICYCLES	8	11	-3	-27%
FROM BUILDINGS	86	96	-10	-10%
FROM COIN OPERATED MACHINES	1	1	0	0%
ALL OTHER	215	248	-33	-13%
AUTO THEFT	433	423	10	2%
TOTAL	2,626	2,923	-297	-10%



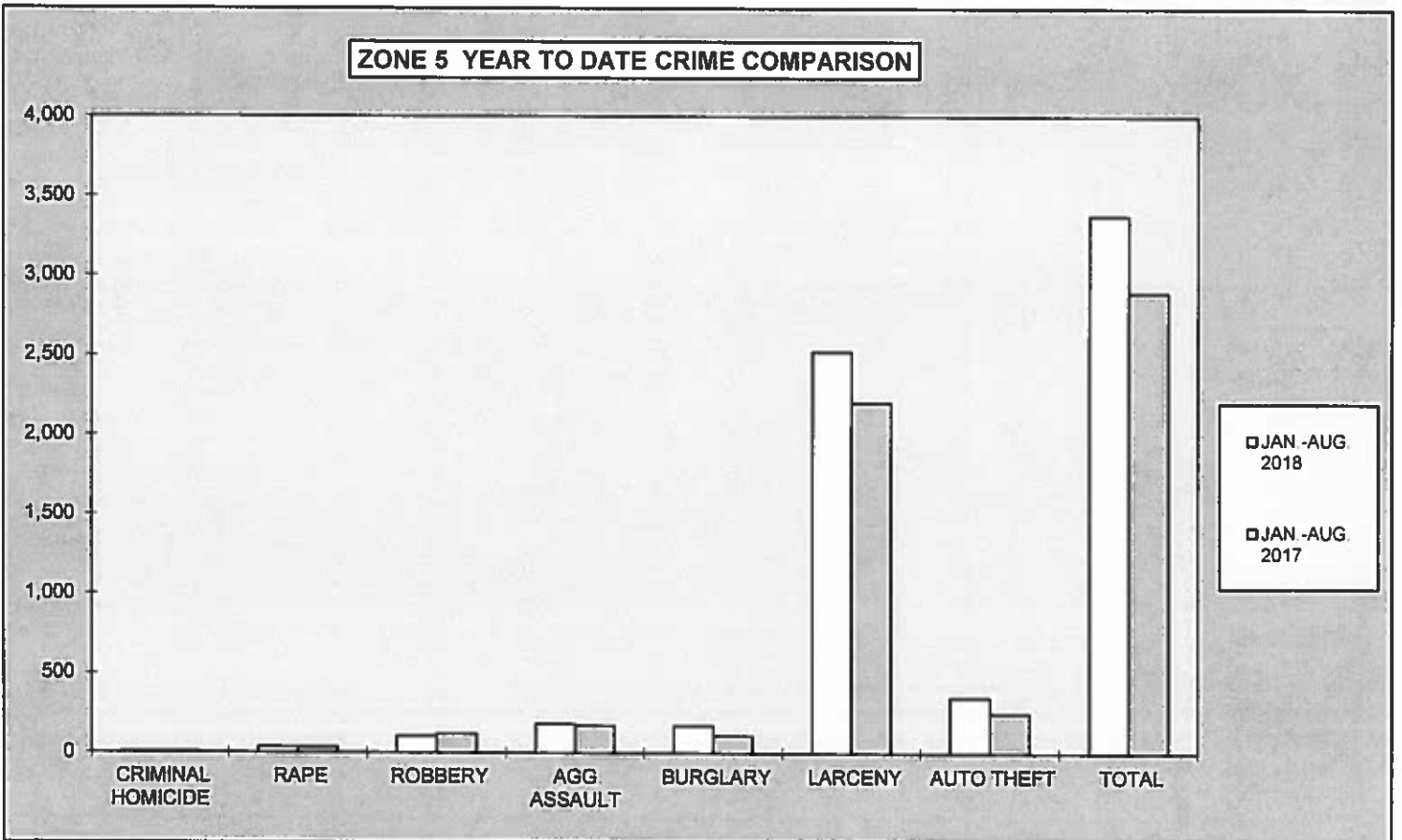
**2018
MONTHLY CRIME COMPARISON**

ZONE 5				
CRIME	AUG. 2018	AUG. 2017	# DIFFERENCE	% DIFFERENCE
CRIMINAL HOMICIDE	1	0	1	100%
RAPE	4	2	2	100%
ROBBERY	13	14	-1	-7%
AGG. ASSAULT	16	21	-5	-24%
BURGLARY	20	20	0	0%
RESIDENCE	12	12	0	0%
NON-RESIDENCE	8	8	0	0%
LARCENY	311	309	2	1%
POCKETPICKING	1	2	-1	-50%
PURSE SNATCHING	3	5	-2	-40%
SHOPLIFTING	25	24	1	4%
FROM MOTOR VEHICLES	184	174	10	6%
MOTOR VEH. PARTS/ACCESSORIES	9	18	-9	-50%
BICYCLES	14	9	5	56%
FROM BUILDINGS	40	48	-8	-17%
FROM COIN OPERATED MACHINES	0	1	-1	-100%
ALL OTHER	35	28	7	25%
AUTO THEFT	59	32	27	84%
TOTAL	424	398	26	7%



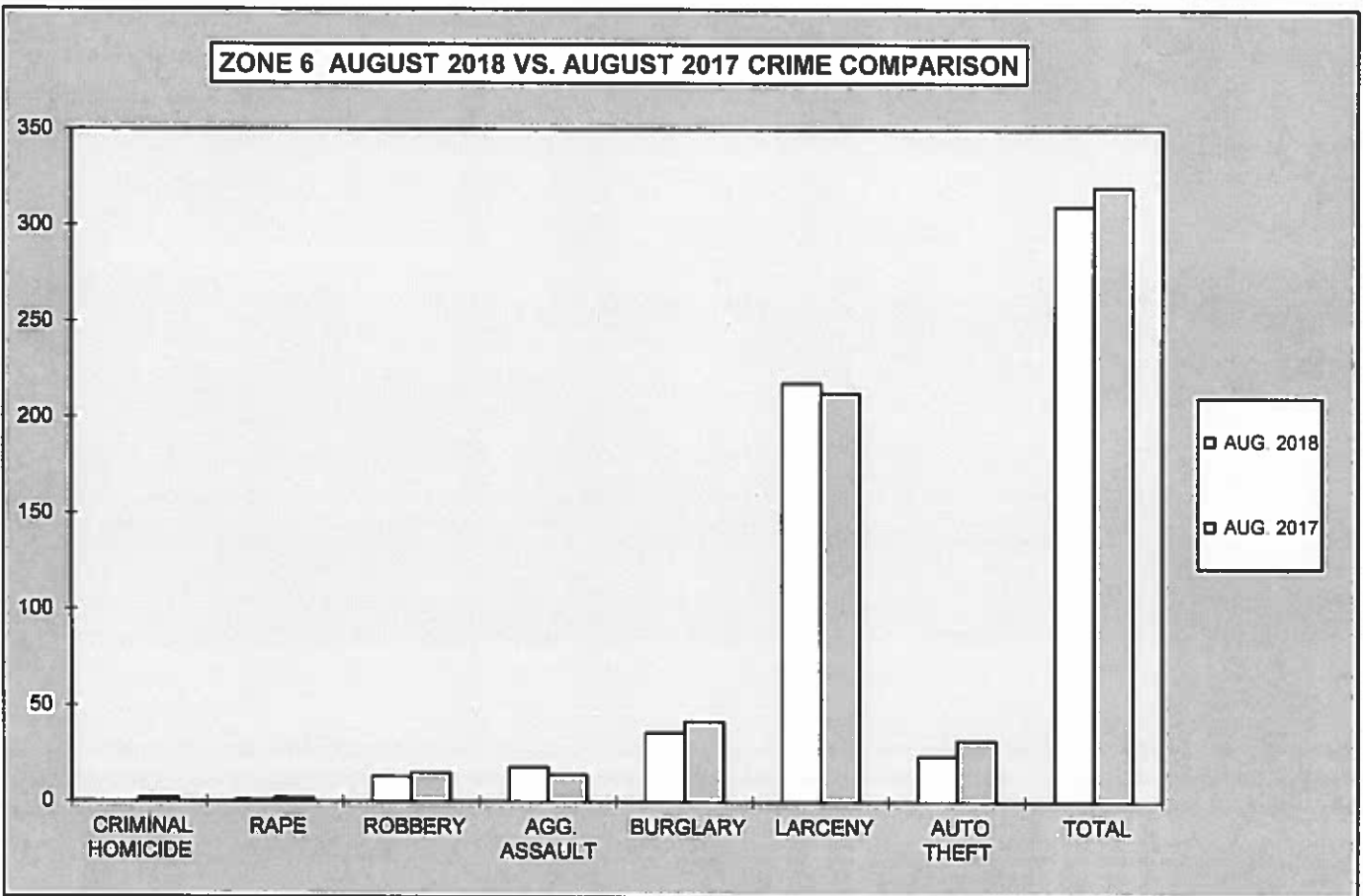
**2018
YEAR TO DATE CRIME COMPARISON**

ZONE 5				
CRIME	JAN.-AUG. 2018	JAN.-AUG. 2017	# DIFFERENCE	% DIFFERENCE
CRIMINAL HOMICIDE	6	5	1	20%
RAPE	36	33	3	9%
ROBBERY	106	119	-13	-11%
AGG. ASSAULT	182	172	10	6%
BURGLARY	172	110	62	56%
RESIDENCE	104	56	48	86%
NON-RESIDENCE	68	54	14	26%
LARCENY	2,525	2,205	320	15%
POCKETPICKING	11	14	-3	-21%
PURSE SNATCHING	35	32	3	9%
SHOPLIFTING	180	196	-16	-8%
FROM MOTOR VEHICLES	1,642	1,322	320	24%
MOTOR VEH. PARTS/ACCESSORIES	68	80	-12	-15%
BICYCLES	74	49	25	51%
FROM BUILDINGS	314	307	7	2%
FROM COIN OPERATED MACHINES	3	2	1	50%
ALL OTHER	198	203	-5	-2%
AUTO THEFT	350	251	99	39%
TOTAL	3,377	2,895	482	17%



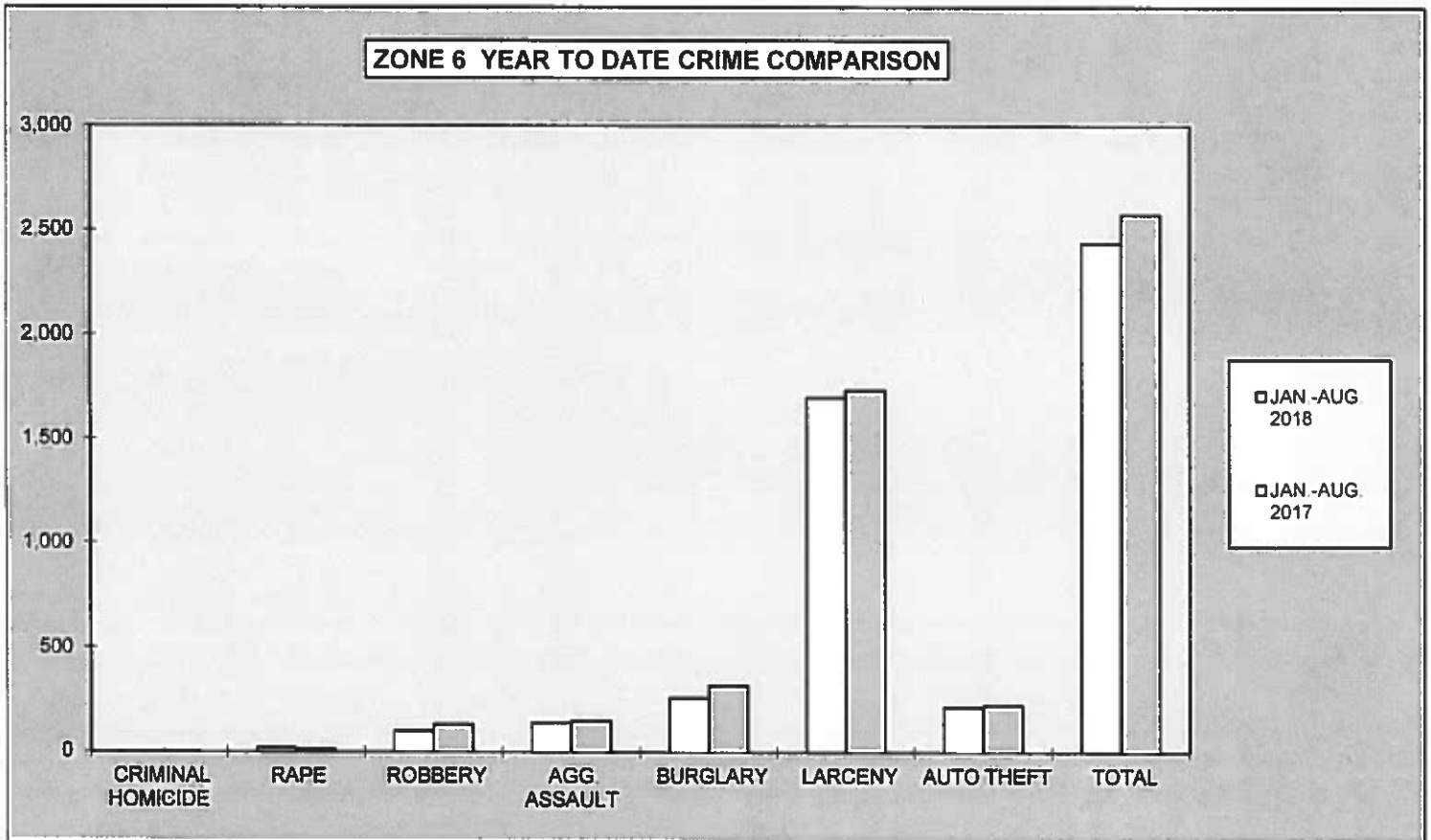
**2018
MONTHLY CRIME COMPARISON**

ZONE 6					
CRIME	AUG. 2018	AUG. 2017	# DIFFERENCE	% DIFFERENCE	
CRIMINAL HOMICIDE	0	2	-2	-100%	
RAPE	1	2	-1	-50%	
ROBBERY	13	15	-2	-13%	
AGG. ASSAULT	18	14	4	29%	
BURGLARY	36	42	-6	-14%	
RESIDENCE	25	34	-9	-26%	
NON-RESIDENCE	11	8	3	38%	
LARCENY	218	213	5	2%	
POCKETPICKING	2	2	0	0%	
PURSE SNATCHING	0	3	-3	-100%	
SHOPLIFTING	43	50	-7	-14%	
FROM MOTOR VEHICLES	133	92	41	45%	
MOTOR VEH. PARTS/ACCESSORIES	7	5	2	40%	
BICYCLES	6	13	-7	-54%	
FROM BUILDINGS	12	13	-1	-8%	
FROM COIN OPERATED MACHINES	0	0	0	0%	
ALL OTHER	15	35	-20	-57%	
AUTO THEFT	24	32	-8	-25%	
TOTAL	310	320	-10	-3%	



**2018
YEAR TO DATE CRIME COMPARISON**

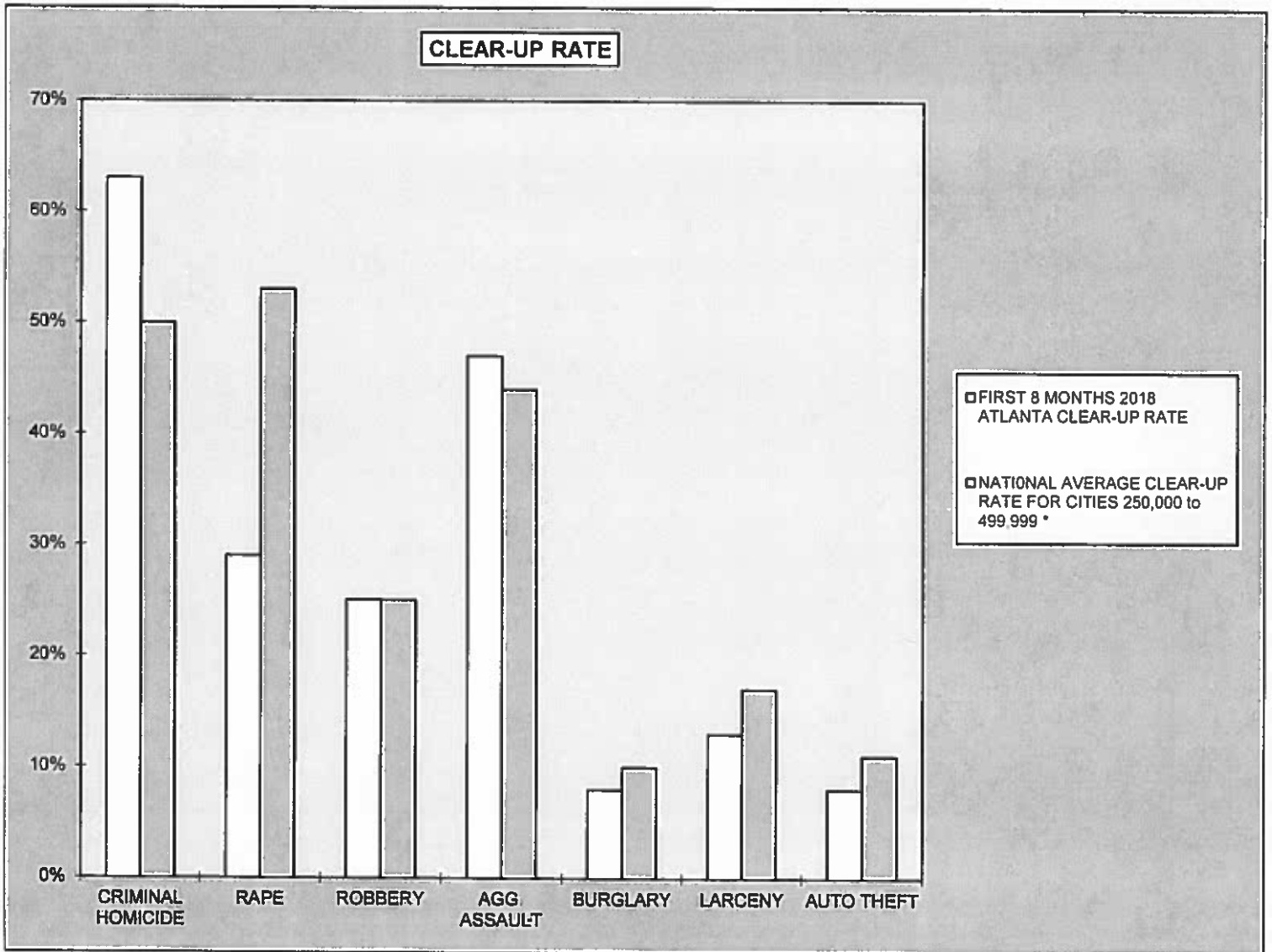
ZONE 6				
CRIME	JAN.-AUG. 2018	JAN.-AUG. 2017	# DIFFERENCE	% DIFFERENCE
CRIMINAL HOMICIDE	3	4	-1	-25%
RAPE	20	14	6	43%
ROBBERY	101	132	-31	-23%
AGG. ASSAULT	142	150	-8	-5%
BURGLARY	261	320	-59	-18%
RESIDENCE	192	239	-47	-20%
NON-RESIDENCE	69	81	-12	-15%
LARCENY	1,696	1,733	-37	-2%
POCKETPICKING	5	6	-1	-17%
PURSE SNATCHING	10	17	-7	-41%
SHOPLIFTING	305	318	-13	-4%
FROM MOTOR VEHICLES	994	937	57	6%
MOTOR VEH. PARTS/ACCESSORIES	47	51	-4	-8%
BICYCLES	64	69	-5	-7%
FROM BUILDINGS	88	93	-5	-5%
FROM COIN OPERATED MACHINES	1	2	-1	-50%
ALL OTHER	182	240	-58	-24%
AUTO THEFT	216	225	-9	-4%
TOTAL	2,439	2,578	-139	-5%



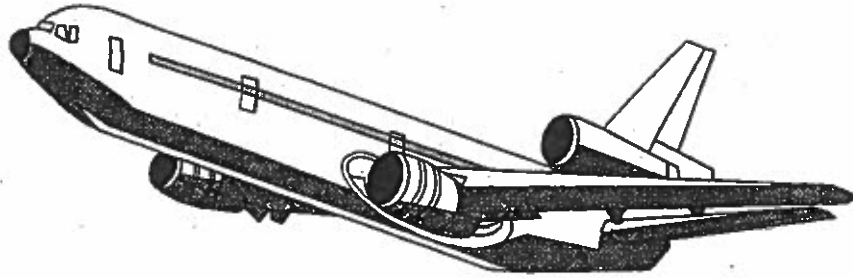
**2018
CRIME COMPARISON
CLEAR-UP RATE**

CRIME	FIRST 8 MONTHS 2018 ATLANTA CLEAR-UP RATE	NATIONAL AVERAGE CLEAR-UP RATE FOR CITIES 250,000 to 499,999 *
CRIMINAL HOMICIDE	63%	50%
RAPE	29%	53%
ROBBERY	25%	25%
AGG. ASSAULT	47%	44%
BURGLARY	8%	10%
LARCENY	13%	17%
AUTO THEFT	8%	11%

* National Average for Cities 250,000 to 499,999 Based on Latest Annual (2016) FBI Uniform Crime Report



APD



The Atlanta Airport
UNIFORM CRIME REPORTING



AUGUST 2018

SUPPORT SERVICES DIVISION
INFORMATION SERVICES SECTION

RETURN A - MONTHLY RETURN OF OFFENSES KNOWN TO THE POLICE

This report is authorized by law Title 28, Section 534, U.S. Code. While you are not required to respond, your cooperation in forwarding this report by the 7th day after the close of the month to Uniform Crime Reports, Federal Bureau of Investigation, Washington, D.C. 20535, will assist in compiling comprehensive, accurate national crime figures on a timely basis.

1-720b (Rev. 8-30-94)
OMB No. 1110-0001

1 CLASSIFICATION OF OFFENSES	2 OFFENSES REPORTED OR KNOWN TO POLICE (INCLUDE "UNFOUNDED" AND ATTEMPTS)	3 UNFOUNDED, I.E. FALSE OR BASELESS COMPLAINTS	4 NUMBER OF ACTUAL OFFENSES (COLUMN 2 MINUS COLUMN 3) INCLUDE ATTEMPTS	5 TOTAL OFFENSES CLEARED BY ARREST OR EXCEPTIONAL MEANS (INCLUDES COL. 6)	6 NUMBER OF CLEARANCES INVOLVING ONLY PERSONS UNDER 18 YEARS OF AGE
1. CRIMINAL HOMICIDE					
a. MURDER AND NONNEGLIGENT HOMICIDE	11	0	0	0	0
b. MANSLAUGHTER BY NEGLIGENCE	12				
2. FORCIBLE RAPE TOTAL	20	0	0	0	0
a. Rape by Force	21	0	0	0	0
b. Attempts to commit Forcible Rape	22	0	0	0	0
3. ROBBERY TOTAL	30	0	0	0	0
a. Firearm	31	0	0	0	0
b. Knife or Cutting Instrument	32	0	0	0	0
c. Other Dangerous Weapon	33	0	0	0	0
d. Strong-Arm (Hands, Fists, Feet, etc.)	34	0	0	0	0
4. ASSAULT TOTAL	40	3	3	1	0
a. Firearm	41	0	0	0	0
b. Knife or cutting instrument	42	0	0	0	0
c. Other Dangerous Weapon	43	0	0	0	0
d. Strong-Arm	44	0	0	0	0
e. Other Assaults - Simple, Not Aggravated	45	3	3	1	0
5. BURGLARY TOTAL	50	0	0	0	0
a. Forcible Entry	51	0	0	0	0
b. Unlawful Entry - No Force	52	0	0	0	0
c. Attempted Forcible Entry	53	0	0	0	0
6. LARCENY THEFT TOTAL (except Motor Vehicle Theft)	60	30	30	1	0
7. MOTOR VEHICLE THEFT TOTAL	70	5	5	1	0
a. Autos	71	5	5	1	0
b. Trucks and Buses	72	0	0	0	0
c. Other Vehicles	73	0	0	0	0
GRAND TOTAL	77	38	38	3	0

CHECKING ANY OF THE APPROPRIATE BLOCKS BELOW WILL ELIMINATE YOUR NEED TO SUBMIT REPORTS WHEN THE VALUES ARE ZERO. THIS WILL ALSO AID THE NATIONAL PROGRAM IN ITS QUALITY CONTROL EFFORTS.

- NO SUPPLEMENTARY HOMICIDE REPORT SUBMITTED SINCE NO MURDERS, JUSTIFIABLE HOMICIDES, OR MANSLAUGHTER BY NEGLIGENCE OCCURRED IN THIS JURISDICTION DURING THE MONTH.
- NO SUPPLEMENT TO RETURN A REPORT SINCE NO CRIME OFFENSES OR RECOVERY OF PROPERTY REPORTED DURING THE MONTH.
- NO LAW ENFORCEMENT OFFICERS KILLED OR ASSAULTED REPORT SINCE NONE OF THE OFFICERS WERE ASSAULTED OR KILLED DURING THE MONTH.

- NO AGE, SEX, AND RACE OF PERSONS ARRESTED UNDER 18 YEARS OF AGE REPORT SINCE NO ARRESTS OF PERSONS WITHIN THIS AGE GROUP.
- NO AGE, SEX, AND RACE OF PERSONS ARRESTED 18 YEARS OF AGE AND OVER REPORT SINCE NO ARRESTS OF PERSONS WITHIN THIS AGE GROUP.
- NO MONTHLY RETURN OF ARSON OFFENSES KNOWN TO LAW ENFORCEMENT REPORT SINCE NO ARSONS OCCURRED.

DO NOT USE THIS SPACE

	INITIALS
RECORDED	
EDITED	
ENTERED	
ADJUSTED	
CHECKED	

* TOTALS INCLUDE PREVIOUS OFFENSES

AUGUST 2018

Month and Year of Report

GA 060240X

Agency Identifier

SEPTEMBER 19, 2018

Date

ATLANTA AIRPORT POLICE - GEORGIA

Agency and State

[Signature]
Prepared by
E. SHIELDS
Chief, Commissioner, Sheriff, or Superintendent

LIEUTENANT

Title

CHIEF

**SUPPLEMENT TO RETURN A
MONTHLY RETURN OF OFFENSES KNOWN TO THE POLICE**

1-706 (Rev.8-30-94)
Form Approved
OMB No. 1110-0007

This report is authorized by law, Title 28, Section 534, U. S. Code. While you are not required to respond, your cooperation in submitting this report with the Return A will assist the FBI in compiling comprehensive, accurate figures on a timely basis.

This form deals with the nature of crime and the monetary value of property stolen and recovered. The total offenses recorded on the form should be the same as the number of actual offenses listed in Column 4 of the Return A for each crime class. Include attempted crimes on this form, but do not include unfounded offenses. If you cannot complete the report in all areas, please record as much information as is available. Tally sheets will be sent upon request.

PROPERTY BY TYPE AND VALUE

Type of Property (1)	Data Entry	Monetary Value of Property Stolen in Your Jurisdiction	
		Stolen (2)	Recovered (3)
(A) Currency, Notes, Etc.	01	\$ 1,772.00	0.00
(B) Jewelry and Precious Metals	02	3,700.00	0.00
(C) Clothing and Furs	03	803.00	0.00
(D) Locally Stolen Motor Vehicles	04	67,503.00	75,004.00
(E) Office Equipment	05	0.00	0.00
(F) Televisions, Radios, Stereos, Etc.	06	21,462.00	0.00
(G) Firearms	07	1.00	0.00
(H) Household Goods	08	0.00	0.00
(I) Consumable Goods	09	0.00	0.00
(J) Livestock	10	0.00	0.00
(K) Miscellaneous	11	8,197.00	0.00
TOTAL	00	\$ 103,438.00	\$ 75,004.00

The total of this column should agree with the Grand Total (DATA ENTRY 77) shown on page 2.

Include in this column all property recovered even though stolen in prior months. The above is an accounting for only that property stolen in your jurisdiction. This will include property recovered for you by other jurisdictions, but not property you recover for them.

SEPTEMBER 19, 2018
DATE

[Signature] LIEUTENANT
PREPARED BY TITLE
[Signature] CHIEF
CHIEF, COMMISSIONER, SHERIFF OR SUPERINTENDENT

AUGUST 2018
Month and Year of Report

GA O60240X
Agency Identifier

ATLANTA AIRPORT POLICE - GEORGIA
Agency and State

LAW ENFORCEMENT OFFICERS KILLED OR ASSAULTED

It is requested this report be completed and transmitted with monthly crime reports to: Director, Federal Bureau of Investigation, Uniform Crime Reports, Washington, D. C. 20535. This form should be used to report the number of your officers who were assaulted or killed in the line of duty during the month. Additional information concerning officers killed will be requested by a separate questionnaire.

OFFICERS KILLED

Number of your law enforcement officers killed in the line of duty this month.

By felonious act 0
By accident or negligence 0

Officers Assaulted (Do not include officers killed) - See other side for instructions.

Type of Activity	Total Assaults by Weapon A	Type of Weapon				Two-Officer Vehicle F	Type of Assignment						Police Assaults Cleared M	
		Firearm B	Knife or Other Cutting Instrument C	Other Dangerous Weapon D	Hands, Fists, Feet, etc. E		One-Officer Vehicle		Detective or Special Assign.		Other			
							Alone G	As-sisted H	Alone I	As-sisted J	Alone K	As-sisted L		
1. Responding to "Disturbance" calls (family quarrels, man with gun, etc.)	0													
2. Burglaries in progress or pursuing burglary suspects	0													
3. Robberies in progress or pursuing robbery suspects	0													
4. Attempting other arrests	0													
5. Civil disorder (riot, mass disobedience)	0													
6. Handling, transporting, custody of prisoners	1				1			1						1
7. Investigating suspicious persons or circumstances	0													
8. Ambush - no warning	0													
9. Mentally deranged	0													
10. Traffic pursuits and stops	0													
11. All Other	0													
12. TOTAL (1-11)	1	0	0	0	1	0	0	1	0	0	0	0	0	1
13. Number with personal injury	0													
14. Number without personal injury	1				1									
15. Time of assaults														
AM														
PM					1									
	12:01	2:00	4:00	6:00	8:00	10:00	12:00							

DO NOT WRITE HERE	
Recorded	Initials
Edited	
Punched	
Verified	
Adjusted	
DOJ/FBI	

AUGUST 2018
Month and Year
ATLANTA AIRPORT POLICE
Agency

GA 060240X
Agency Identifier
GEORGIA
State

[Signature]
Prepared By
[Signature]
Chief, Sheriff, Commissioner, Superintendent
LIEUTENANT
Title
CHIEF

ATLANTA AIRPORT POLICE
 AGE, SEX, AND RACE OF PERSONS ARRESTED
 16 YEARS OF AGE AND UNDER

MONTH AUGUST

YEAR 2018

CLASSIFICATION OF OFFENSES	SEX	AGE						RACE					ETHNIC	
		09	1012	1314	15	16	TOTAL	White	Black	Native Amer.	Asian/Pacific	Whl. Hispanic	Blck Hispanic	
Murder/Nonnegligent Manslaughter	M						0							
	F						0							
Manslaughter by Negligence	M						0							
	F						0							
Forcible Rape	M						0							
	F						0							
Robbery	M						0							
	F						0							
Aggravated Assault	M						0							
	F						0							
Burglary- Breaking or Entering	M						0							
	F						0							
Larceny - Theft (except Motor Vehicle Theft)	M						0							
	F						0							
Motor Vehicle Theft	M						0							
	F						0							
Other Assaults	M						0							
	F						0							
Arson	M						0							
	F						0							
Forgery and Counterfeiting	M						0							
	F						0							
Fraud	M						0							
	F						0							
Embezzlement	M						0							
	F						0							
Stolen Property; Buying, Receiving, Possessing	M						0							
	F						0							
Vandalism	M						0							
	F						0							
Weapons	M						0							
	F						0							
Prostitution and Commercialized Vice	M						0							
	F						0							

ATLANTA AIRPORT POLICE
AGE, SEX, AND RACE OF PERSONS ARRESTED
16 YEARS OF AGE AND UNDER

CLASSIFICATION OF OFFENSES	SEX	AGE					RACE				ETHNIC				
		10-12		13-14		15	16	TOTAL	White	Black	Native Amer.	Asian/Pacific	Whi. Hispanic	Blck Hispanic	
		09	10	11	12	13	14	15	16	White	Black	Native Amer.	Asian/Pacific	Whi. Hispanic	Blck Hispanic
17 Sex Offenses (except Rape and Prostitution)	M														
	F														
18 Drug Abuse Violations Grand Total	M	0	0	0	0	0	0	0	0	0	0	0	0	0	0
	F	0	0	0	0	0	0	0	0	0	0	0	0	0	0
180 (1) Sale/Manufacturing Subtotal	M	0	0	0	0	0	0	0	0	0	0	0	0	0	0
	F	0	0	0	0	0	0	0	0	0	0	0	0	0	0
a Opium or Cocaine and their Derivatives	M														
	F														
b Marijuana	M														
	F														
c Synthetic Narcotics	M														
	F														
d Other Dangerous Non-Narcotic Drugs	M														
	F														
185 (2) Possession Subtotal	M	0	0	0	0	0	0	0	0	0	0	0	0	0	0
	F	0	0	0	0	0	0	0	0	0	0	0	0	0	0
e Opium or Cocaine and their Derivatives	M														
	F														
f Marijuana	M														
	F														
g Synthetic Narcotics	M														
	F														
h Other Dangerous Non-Narcotic Drugs	M														
	F														
19 Gambling Total	M	0	0	0	0	0	0	0	0	0	0	0	0	0	0
	F	0	0	0	0	0	0	0	0	0	0	0	0	0	0
a Bookmaking	M														
	F														
b Numbers and Lottery	M														
	F														
c All Other Gambling	M														
	F														
20 Offenses Against Family and Children	M														
	F														

ATLANTA AIRPORT POLICE
AGE, SEX, AND RACE OF PERSONS ARRESTED
16 YEARS OF AGE AND UNDER

MONTH AUGUST

YEAR 2018

CLASSIFICATION OF OFFENSES	SEX	AGE					RACE					ETHNIC							
		0 9		10 12		13 14		15		16		TOTAL	White	Black	Native Amer.	Asian/Pacific	Whi. Hispanic	Blck Hispanic	
Driving Under the Influence	M																		
	F																		
Liquor Laws	M																		
	F																		
Drunkennes	M																		
	F																		
Disorderly Conduct	M																		
	F																		
Vagrancy	M																		
	F																		
All Other Offenses (except Traffic)	M																		
	F																		
Suspicion	M																		
	F																		
Curfew and Loitering	M																		
	F																		
Run-Aways	M																		
	F																		
Total		0	0	0	0	0	0	0	0	0	0	0	0	0	0	0	0	0	0

AUGUST 2018

Month and Year of Report

GA 060240X

Agency Identifier

SEPTEMBER 20, 2018

Date

[Signature]
Prepared By LIEUTENANT

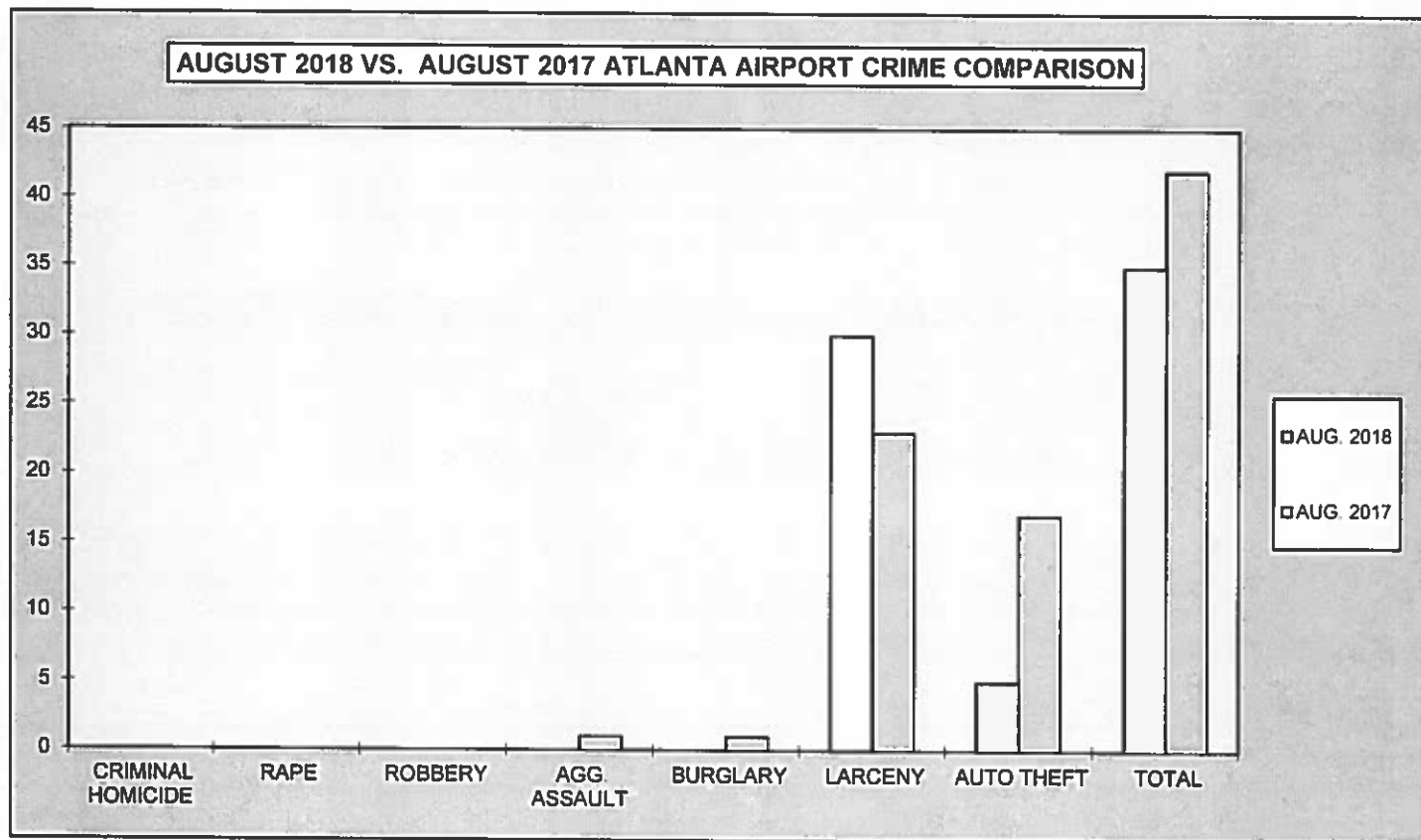
ATLANTA AIRPORT POLICE - GEORGIA

Agency and State

[Signature]
Chief, Commissioner, Sheriff, or Superintendent CHIEF

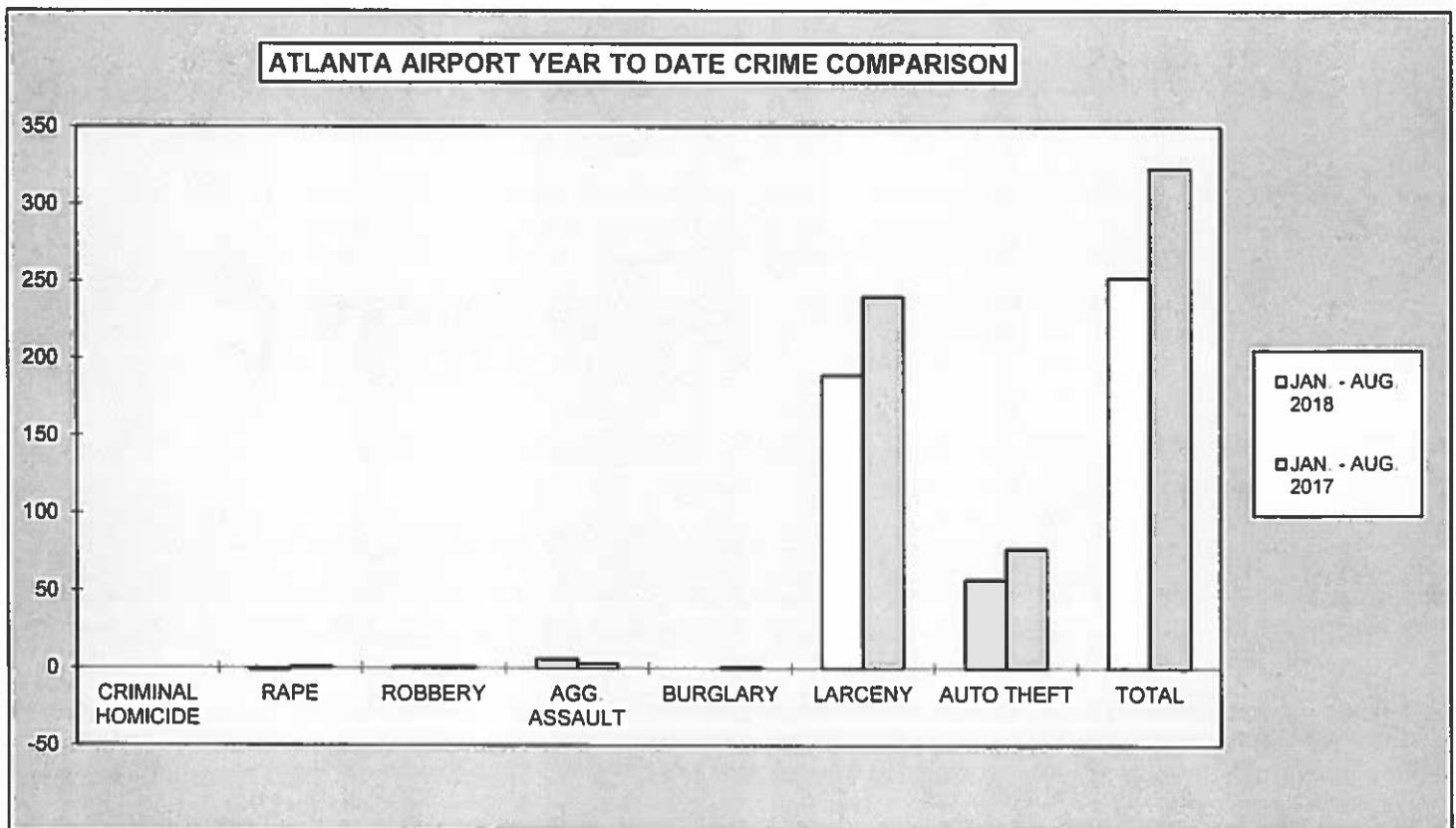
**2018
ATLANTA AIRPORT
MONTHLY CRIME COMPARISON**

CRIME	AUG. 2018	AUG. 2017	# DIFFERENCE	% DIFFERENCE
CRIMINAL HOMICIDE	0	0	0	0%
RAPE	0	0	0	0%
ROBBERY	0	0	0	0%
AGG. ASSAULT	0	1	-1	-100%
BURGLARY	0	1	-1	-100%
RESIDENCE	0	0	0	0%
NON-RESIDENCE	0	1	-1	-100%
LARCENY	30	23	7	30%
POCKETPICKING	0	0	0	0%
PURSE SNATCHING	0	0	0	0%
SHOPLIFTING	0	1	-1	-100%
FROM MOTOR VEHICLES	5	1	4	400%
MOTOR VEH. PARTS/ACCESSORIES	0	1	-1	-100%
BICYCLES	0	0	0	0%
FROM BUILDINGS	3	2	1	50%
FROM COIN OPERATED MACHINES	0	0	0	0%
ALL OTHER	22	18	4	22%
AUTO THEFT	5	17	-12	-71%
TOTAL	35	42	-7	-17%



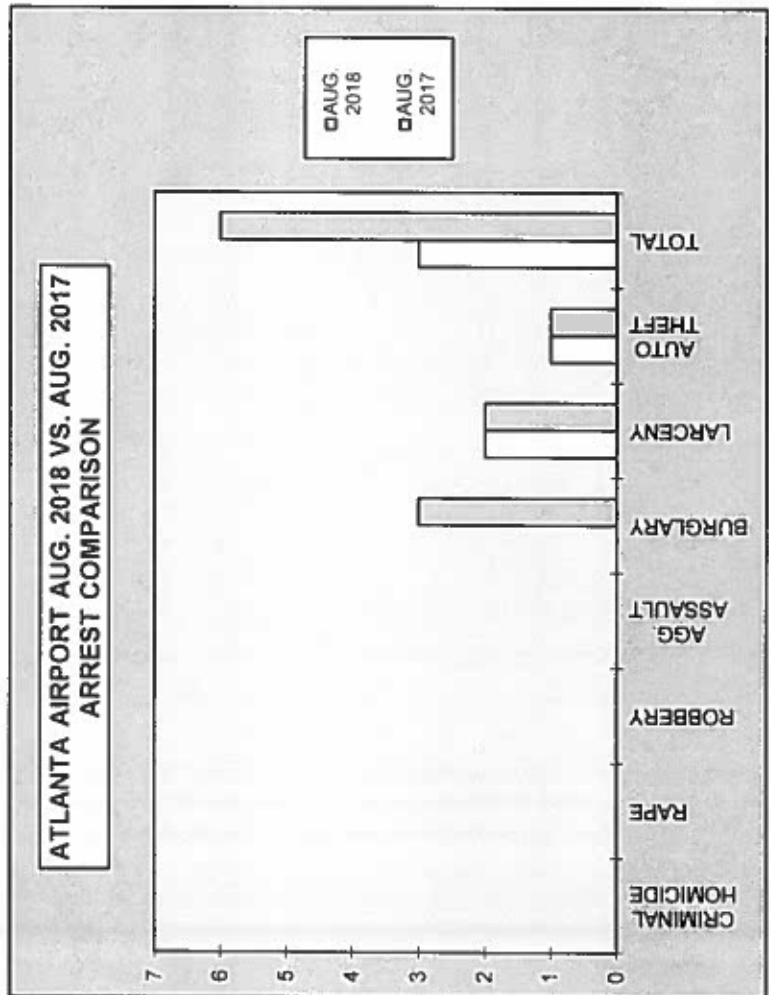
**2018
ATLANTA AIRPORT
YEAR TO DATE CRIME COMPARISON**

FIRST 8 MONTHS				
CRIME	JAN. - AUG. 2018	JAN. - AUG. 2017	# DIFFERENCE	% DIFFERENCE
CRIMINAL HOMICIDE	0	0	0	0%
RAPE	-1	1	-2	-200%
ROBBERY	1	1	0	0%
AGG. ASSAULT	6	3	3	100%
BURGLARY	0	1	-1	-100%
RESIDENCE	0	0	0	0%
NON-RESIDENCE	0	1	-1	-100%
LARCENY	189	240	-51	-21%
POCKETPICKING	0	2	-2	-100%
PURSE SNATCHING	0	1	-1	-100%
SHOPLIFTING	7	19	-12	-63%
FROM MOTOR VEHICLES	22	15	7	47%
MOTOR VEH. PARTS/ACCESSORIES	5	10	-5	-50%
BICYCLES	0	1	-1	-100%
FROM BUILDINGS	52	34	18	53%
FROM COIN OPERATED MACHINES	0	0	0	0%
ALL OTHER	103	158	-55	-35%
AUTO THEFT	57	77	-20	-26%
TOTAL	252	323	-71	-22%

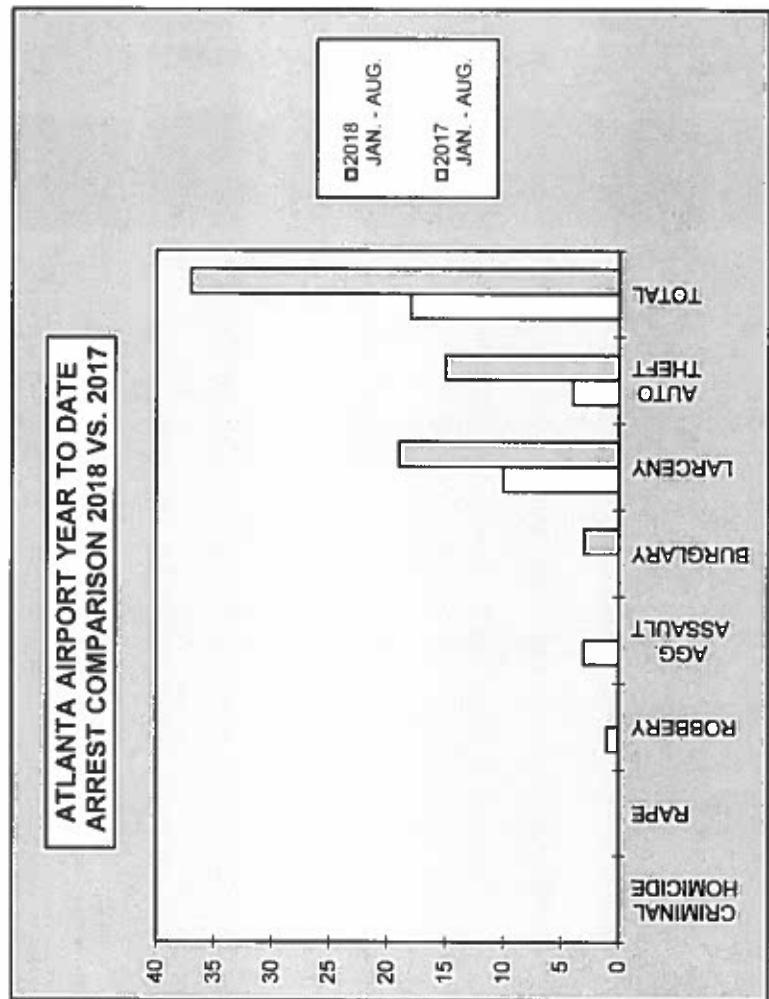


**2018
ATLANTA AIRPORT
ARREST COMPARISON**

AUGUST ARREST COMPARISON					
CRIME	AUG. 2018	AUG. 2017	# DIFFERENCE	% DIFFERENCE	
CRIMINAL HOMICIDE	0	0	0	0%	
RAPE	0	0	0	0%	
ROBBERY	0	0	0	0%	
AGG. ASSAULT	0	0	0	0%	
BURGLARY	0	3	-3	-100%	
LARCENY	2	2	0	0%	
AUTO THEFT	1	1	0	0%	
TOTAL	3	6	-3	-50%	



FIRST 8 MONTHS ARREST COMPARISON					
CRIME	2018 JAN. - AUG.	2017 JAN. - AUG.	# DIFFERENCE	% DIFFERENCE	
CRIMINAL HOMICIDE	0	0	0	0%	
RAPE	0	0	0	0%	
ROBBERY	1	0	1	100%	
AGG. ASSAULT	3	0	3	100%	
BURGLARY	0	3	-3	-100%	
LARCENY	10	19	-9	-47%	
AUTO THEFT	4	15	-11	-73%	
TOTAL	18	37	-19	-51%	



**2018
ATLANTA AIRPORT
CLEAR-UP RATE**

CRIME	ATLANTA AIRPORT AUG. 2018 CLEAR-UP RATE	ATLANTA AIRPORT AUG. 2017 CLEAR-UP RATE
CRIMINAL HOMICIDE	0%	0%
RAPE	0%	0%
ROBBERY	0%	0%
AGG. ASSAULT	0%	0%
BURGLARY	0%	100%
LARCENY	3%	13%
AUTO THEFT	20%	6%

