

FBI UNIFORM CRIME REPORTING

ATLANTA POLICE DEPARTMENT

226 PEACHTREE STREET, SW

ATLANTA, GEORGIA 30303



OCTOBER 2018



SUPPORT SERVICES DIVISION
INFORMATION SERVICES SECTION

TABLE OF CONTENTS

	Page
U. C. R. COMPARATIVE CRIME REPORT -----	1
RETURN A - MONTHLY RETURN OF OFFENSES KNOWN TO THE POLICE -----	2
PROPERTY STOLEN BY CLASSIFICATION -----	3
	3a
LAW ENFORCEMENT OFFICERS KILLED OR ASSAULTED -----	4
MONTHLY RETURN OF ARSON OFFENSES KNOWN TO LAW ENFORCEMENT -----	5
POLICE DISPOSITION OF JUVENILES -----	6
SUPPLEMENTARY HOMICIDE REPORT -----	7
SEX AND RACE OF PERSONS ARRESTED -----	8
	8a-8e
HOMICIDE COMPARISON REPORT -----	9
HOMICIDE BREAKDOWN REPORT -----	10
SEVEN MAJOR CRIMES - MONTHLY CRIME COMPARISON -----	11
SEVEN MAJOR CRIMES - YEAR TO DATE CRIME COMPARISON -----	12
SEVEN MAJOR CRIMES ARREST MONTHLY AND YEAR TO DATE COMPARISON -----	13
CRIMES AGAINST PERSONS MONTHLY AND YEAR TO DATE COMPARISON -----	14
CRIMES AGAINST PROPERTY MONTHLY AND YEAR TO DATE COMPARISON -----	15
CRIMES AGAINST PERSONS & PROPERTY MONTHLY COMPARISON BY ZONES -----	16
CRIMES AGAINST PERSONS & PROPERTY YEAR TO DATE COMPARISON BY ZONES -----	17
SEVEN MAJOR CRIMES MONTHLY CRIME COMPARISON BY ZONES -----	18
SEVEN MAJOR CRIMES - YEAR TO DATE CRIME COMPARISON BY ZONES -----	19
SEVEN MAJOR CRIMES - MONTHLY CRIME COMPARISON - ZONE 1 -----	20
SEVEN MAJOR CRIMES - YEAR TO DATE CRIME COMPARISON - ZONE 1 -----	21
SEVEN MAJOR CRIMES - MONTHLY CRIME COMPARISON - ZONE 2 -----	22
SEVEN MAJOR CRIMES - YEAR TO DATE CRIME COMPARISON - ZONE 2 -----	23
SEVEN MAJOR CRIMES - MONTHLY CRIME COMPARISON - ZONE 3 -----	24
SEVEN MAJOR CRIMES - YEAR TO DATE CRIME COMPARISON - ZONE 3 -----	25
SEVEN MAJOR CRIMES - MONTHLY CRIME COMPARISON - ZONE 4 -----	26
SEVEN MAJOR CRIMES - YEAR TO DATE CRIME COMPARISON - ZONE 4 -----	27
SEVEN MAJOR CRIMES - MONTHLY CRIME COMPARISON - ZONE 5 -----	28
SEVEN MAJOR CRIMES - YEAR TO DATE CRIME COMPARISON - ZONE 5 -----	29
SEVEN MAJOR CRIMES - MONTHLY CRIME COMPARISON - ZONE 6 -----	30
SEVEN MAJOR CRIMES - YEAR TO DATE CRIME COMPARISON - ZONE 6 -----	31
CLEAR-UP RATE COMPARISON -----	32
ATLANTA AIRPORT -----	33
RETURN A - MONTHLY RETURN OF OFFENSES KNOWN TO THE POLICE -----	34
PROPERTY STOLEN BY CLASSIFICATION -----	35
	35a
LAW ENFORCEMENT OFFICERS KILLED OR ASSAULTED -----	36
SEX AND RACE OF PERSONS ARRESTED -----	37
	37a-37e
SEVEN MAJOR CRIMES - MONTHLY CRIME COMPARISON -----	38
SEVEN MAJOR CRIMES - YEAR TO DATE CRIME COMPARISON -----	39
SEVEN MAJOR CRIMES ARREST MONTHLY AND YEAR TO DATE COMPARISON -----	40
CLEAR-UP RATE COMPARISON -----	41

**OCTOBER 2018
U.C.R. COMPARATIVE CRIME REPORT
SUPPORT SERVICES DIVISION
RECORDS SECTION**

	OCTOBER 2018		OCTOBER 2017		COMPARATIVE ACTUAL	% CHANGE ACTUAL	COMPARATIVE CLEARED	% CHANGE CLEARED
MURDER	5	7	12	8	-7	-58%	-1	-13%
RAPE	22	2	22	1	0	0%	1	100%
ROBBERY	84	19	150	24	-66	-44%	-5	-21%
AGG. ASSAULT	200	93	216	88	-16	-7%	5	6%
BURGLARY - RESIDENCE	180		262		-82	-31%		
BURGLARY - NON-RESIDENCE	57	24	49	29	8	16%	-5	-17%
LARCENY - \$200 AND OVER	292		362		-70	-19%		
LARCENY - \$50 TO \$199	79	203	80	156	-1	-1%	47	30%
LARCENY - UNDER \$50	1,113		1,119		-6	-1%		
AUTO THEFT	285	20	324	35	-39	-12%	-15	-43%
TOTAL	2,317		2,596		-279	-11%		
AUTOS RECOVERED	39		36		3	8%		

	2018 JANUARY - OCTOBER		2017 JANUARY - OCTOBER		COMPARATIVE ACTUAL	% CHANGE ACTUAL	COMPARATIVE CLEARED	% CHANGE CLEARED
MURDER	72	52	69	68	3	4%	-16	-24%
RAPE	205	63	215	48	-10	-5%	15	31%
ROBBERY	915	228	1,188	274	-273	-23%	-46	-17%
AGG. ASSAULT	2,023	933	2,318	1,394	-295	-13%	-461	-33%
BURGLARY - RESIDENCE	1,883		2,142		-259	-12%		
BURGLARY - NON-RESIDENCE	679	206	626	212	53	8%	-6	-3%
LARCENY - \$200 AND OVER	2,996		2,779		217	8%		
LARCENY - \$50 TO \$199	687	1,817	729	1,731	-42	-6%	86	5%
LARCENY - UNDER \$50	9,981		9,717		264	3%		
AUTO THEFT	2,677	214	2,662	218	15	1%	-4	-2%
TOTAL	22,118		22,445		-327	-1%		
AUTOS RECOVERED	473		663		-190	-29%		

RETURN A - MONTHLY RETURN OF OFFENSES KNOWN TO THE POLICE

1-720b (Rev. 8-30-94)
OMB No. 1110-0001

This report is authorized by law Title 28, Section 534, U. S. Code. While you are not required to respond, your cooperation in forwarding this report by the 7th day after the close of the month to Uniform Crime Reports, Federal Bureau of Investigation, Washington, D.C. 20535, will assist in compiling comprehensive, accurate national crime figures on a timely basis.

1		2	3	4	5	6
CLASSIFICATION OF OFFENSES		OFFENSES REPORTED OR KNOWN TO POLICE (INCLUDE "UNFOUNDED" AND ATTEMPTS)	UNFOUNDED, I.E., FALSE OR BASELESS COMPLAINTS	NUMBER OF ACTUAL OFFENSES (COLUMN 2 MINUS COLUMN 3) INCLUDE ATTEMPTS	TOTAL OFFENSES CLEARED BY ARREST OR EXCEPTIONAL MEANS (INCLUDES COL. 6)	NUMBER OF CLEARANCES INVOLVING ONLY PERSONS UNDER 18 YEARS OF AGE
1. CRIMINAL HOMICIDE						
a. MURDER AND NONNEGLIGENT HOMICIDE	11	6	1	5	7	0
b. MANSLAUGHTER BY NEGLIGENCE	12					
2. FORCIBLE RAPE TOTAL	20	23	1	22	2	0
a. Rape by Force	21	20	1	19	1	0
b. Attempts to commit Forcible Rape	22	3	0	3	1	0
3. ROBBERY TOTAL	30	88	4	84	19	1
a. Firearm	31	62	4	58	13	1
b. Knife or Cutting Instrument	32	1	0	1	0	0
c. Other Dangerous Weapon	33	4	0	4	1	0
d. Strong-Arm (Hands, Fists, Feet, etc.)	34	21	0	21	5	0
4. ASSAULT TOTAL	40	611	15	596	301	4
a. Firearm	41	106	4	102	38	1
b. Knife or cutting instrument	42	27	1	26	19	2
c. Other Dangerous Weapon	43	52	1	51	29	0
d. Strong-Arm	44	23	2	21	7	1
e. Other Assaults - Simple, Not Aggravated	45	403	7	396	208	0
5. BURGLARY TOTAL	50	240	3	237	24	1
a. Forcible Entry	51	178	2	176	13	1
b. Unlawful Entry - No Force	52	49	1	48	8	0
c. Attempted Forcible Entry	53	13	0	13	3	0
6. LARCENY THEFT TOTAL (except Motor Vehicle Theft)	60	1,512	28	1,484	203	13
7. MOTOR VEHICLE THEFT TOTAL	70	300	15	285	20	2
a. Autos	71	267	14	253	19	2
b. Trucks and Buses	72	18	1	17	0	0
c. Other Vehicles	73	15	0	15	1	0
GRAND TOTAL	77	2,780	67	2,713	576	21

CHECKING ANY OF THE APPROPRIATE BLOCKS BELOW WILL ELIMINATE YOUR NEED TO SUBMIT REPORTS WHEN THE VALUES ARE ZERO. THIS WILL ALSO AID THE NATIONAL PROGRAM IN ITS QUALITY CONTROL EFFORTS.

NO SUPPLEMENTARY HOMICIDE REPORT SUBMITTED SINCE NO MURDERS, JUSTIFIABLE HOMICIDES, OR MANSLAUGHTER BY NEGLIGENCE OCCURRED IN THIS JURISDICTION DURING THE MONTH.

NO SUPPLEMENT TO RETURN A REPORT SINCE NO CRIME OFFENSES OR RECOVERY OF PROPERTY REPORTED DURING THE MONTH.

NO LAW ENFORCEMENT OFFICERS KILLED OR ASSAULTED REPORT SINCE NONE OF THE OFFICERS WERE ASSAULTED OR KILLED DURING THE MONTH.

NO AGE, SEX, AND RACE OF PERSONS ARRESTED UNDER 18 YEARS OF AGE REPORT SINCE NO ARRESTS OF PERSONS WITHIN THIS AGE GROUP.

NO AGE, SEX, AND RACE OF PERSONS ARRESTED 18 YEARS OF AGE AND OVER REPORT SINCE NO ARRESTS OF PERSONS WITHIN THIS AGE GROUP.

NO MONTHLY RETURN OF ARSON OFFENSES KNOWN TO LAW ENFORCEMENT REPORT SINCE NO ARSONS OCCURRED.

DO NOT USE THIS SPACE

INITIALS

RECORDED

EDITED

ENTERED

ADJUSTED

CHECKED

* TOTALS INCLUDE PREVIOUS OFFENSES

OCTOBER 2018

Month and Year of Report

GAAPD 0000


Agency Identifier

NOVEMBER 14, 2018

Date

ATLANTA POLICE DEPARTMENT - GEORGIA

Agency and State


Prepared By

LIEUTENANT

Title


CHIEF
Chief, Commissioner, Sheriff, or Superintendent

PROPERTY STOLEN BY CLASSIFICATION

CLASSIFICATION	Number of Actual (Column 4)	Offenses Return A)	Monetary Value of Property Stolen
1. MURDER AND NONNEGLIGENT MANSLAUGHTER	12	5	\$ 0.00
2. FORCIBLE RAPE	20	22	\$ 522.00
3. ROBBERY			
(a) HIGHWAY (streets, alleys, etc.)	31	52	138,465.00
(b) COMMERCIAL HOUSE (except c, d, and f)	32	10	9,078.00
(c) GAS OR SERVICE STATION	33	1	2.00
(d) CONVENIENCE STORE	34	3	1,129.00
(e) RESIDENCE (anywhere on premises)	35	7	3,799.00
(f) BANK	36	1	63.00
(g) MISCELLANEOUS	37	10	2,134.00
TOTAL ROBBERY	30	84	\$ 154,670.00
5. BURGLARY - BREAKING OR ENTERING			
(a) RESIDENCE (dwelling)			
(1) NIGHT (6 p.m. - 6 a.m.)	51	60	88,101.00
(2) DAY (6 a.m. - 6 p.m.)	52	120	65,388.00
(3) UNKNOWN	53	0	0.00
(b) NON-RESIDENCE (store, office, etc.)			
(1) NIGHT (6 p.m. - 6 a.m.)	54	23	8,005.00
(2) DAY (6 a.m. - 6 p.m.)	55	34	36,225.00
(3) UNKNOWN	56	0	0.00
TOTAL BURGLARY	50	237	\$ 197,719.00
6. LARCENY - THEFT (Except Motor Vehicle Theft)			
(a) \$200 AND OVER	61	292	987,509.00
(b) \$50 TO \$200	62	79	7,774.00
(c) UNDER \$50	63	1,113	3,123.00
TOTAL LARCENY (Same as Item 6X)	60	1,484	\$ 998,406.00
7. MOTOR VEHICLE THEFT (Include Alleged Joy Ride)	70	285	\$ 183,496.00
GRAND TOTAL - ALL ITEMS	77		\$ 1,534,813.00
ADDITIONAL ANALYSIS OF LARCENY AND MOTOR VEHICLE THEFT			
6X. NATURE OF LARCENIES UNDER ITEM 6			
(a) POCKET-PICKING	81	10	10,512.00
(b) PURSE-SNATCHING	82	34	18,773.00
(c) SHOPLIFTING	83	234	44,077.00
(d) FROM MOTOR VEHICLES (except e)	84	831	541,251.00
(e) MOTOR VEHICLE PARTS AND ACCESSORIES	85	84	40,186.00
(f) BICYCLES	86	33	7,881.00
(g) FROM BUILDING (except c and h)	87	117	224,072.00
(h) FROM ANY COIN-OPERATED MACHINES (parking meters, etc.)	88	1	1,000.00
(i) ALL OTHER	89	140	110,654.00
TOTAL LARCENIES (Same as Item 6)	80	1,484	\$ 998,406.00
7X. MOTOR VEHICLES RECOVERED			
(a) STOLEN LOCALLY AND RECOVERED LOCALLY	91	36	
(b) STOLEN LOCALLY AND RECOVERED BY OTHER JURISDICTIONS	92	3	
(c) TOTAL LOCALLY STOLEN MOTOR VEHICLES RECOVERED (a & b)	93	39	
(d) STOLEN IN OTHER JURISDICTIONS AND RECOVERED LOCALLY	90	N/A	

**SUPPLEMENT TO RETURN A
MONTHLY RETURN OF OFFENSES KNOWN TO THE POLICE**

1-706 (Rev.8-30-94)
Form Approved
OMB No. 1110-0007

This report is authorized by law, Title 28, Section 534, U. S. Code. While you are not required to respond, your cooperation in submitting this report with the Return A will assist the FBI in compiling comprehensive, accurate figures on a timely basis.

This form deals with the nature of crime and the monetary value of property stolen and recovered. The total offenses recorded on the form should be the same as the number of actual offenses listed in Column 4 of the Return A for each crime class. Include attempted crimes on this form, but do not include unfounded offenses. If you cannot complete the report in all areas, please record as much information as is available. Tally sheets will be sent upon request.

PROPERTY BY TYPE AND VALUE

Type of Property (1)	Data Entry	Monetary Value of Property Stolen in Your Jurisdiction	
		Stolen (2)	Recovered (3)
(A) Currency, Notes, Etc.	01	\$ 239,163.00	\$ 0.00
(B) Jewelry and Precious Metals	02	414,993.00	0.00
(C) Clothing and Furs	03	71,972.00	0.00
(D) Locally Stolen Motor Vehicles	04	183,496.00	20,036.00
(E) Office Equipment	05	4,623.00	0.00
(F) Televisions, Radios, Stereos, Etc.	06	232,203.00	0.00
(G) Firearms	07	8,220.00	2.00
(H) Household Goods	08	4,589.00	0.00
(I) Consumable Goods	09	1,829.00	0.00
(J) Livestock	10	0.00	0.00
(K) Miscellaneous	11	373,725.00	2.00
TOTAL	00	\$ 1,534,813.00	\$ 20,040.00

The total of this column should agree with the Grand Total (DATA ENTRY 77) shown on page 2.

Include in this column all property recovered even though stolen in prior months. The above is an accounting for only that property stolen in your jurisdiction. This will include property recovered for you by other jurisdictions, but not property you recover for them.

NOVEMBER 14, 2018

DATE

[Signature]

PREPARED BY

LIEUTENANT

TITLE

[Signature]

CHIEF

CHIEF, COMMISSIONER, SHERIFF OR SUPERINTENDENT

OCTOBER 2018

Month and Year of Report

GAAPD 0000

Agency Identifier

ATLANTA POLICE DEPARTMENT - GEORGIA

Agency and State

LAW ENFORCEMENT OFFICERS KILLED OR ASSAULTED

It is requested this report be completed and transmitted with monthly crime reports to: Director, Federal Bureau of Investigation, Uniform Crime Reports, Washington, D. C. 20535. This form should be used to report the number of your officers who were assaulted or killed in the line of duty during the month. Additional information concerning officers killed will be requested by a separate questionnaire.

OFFICERS KILLED	
Number of your law enforcement officers killed in the line of duty this month.	By felonious act <u>0</u>
	By accident or negligence <u>0</u>

Officers Assaulted (Do not include officers killed) - See other side for instructions.

Type of Activity	Total Assaults by Weapon A	Type of Weapon					Two-Officer Vehicle F	Type of Assignment						Police Assaults Cleared M
		Firearm B	Knife or Other Cutting Instrument C	Other Dangerous Weapon D	Hands, Fists, Feet, etc. E	One-Officer Vehicle		Detective or Special Assign.		Other				
						Alone G		As-sisted H	Alone I	As-sisted J	Alone K	As-sisted L		
1. Responding to "Disturbance" calls (family quarrels, man with gun, etc.)	0													
2. Burglaries in progress or pursuing burglary suspects	0													
3. Robberies in progress or pursuing robbery suspects	0													
4. Attempting other arrests	0													
5. Civil disorder (riot, mass disobedience)	0													
6. Handling, transporting, custody of prisoners	0													
7. Investigating suspicious persons or circumstances	0													
8. Ambush - no warning	0													
9. Mentally deranged	0													
10. Traffic pursuits and stops	0													
11. All Other	3				3								3	3
12. TOTAL (1-11)	3	0	0	0	3	0	0	0	0	0	0	0	3	3
13. Number with personal injury	0													
14. Number without personal injury	3				3									
15. Time of assaults														
AM	3													
PM														
	12:01	2:00	4:00	6:00	8:00	10:00	12:00							

DO NOT WRITE HERE	
Recorded	Initials
Edited	
Punched	
Verified	
Adjusted	
DOJ/FBI	

OCTOBER 2018
Month and Year
ATLANTA POLICE DEPARTMENT
Agency

GAAPD 0000
Agency Identifier
GEORGIA
State

[Signature]
Prepared By
LIEUTENANT
Title
CHIEF
Chief, Sheriff, Commissioner, Superintendent

MONTHLY RETURN OF ARSON OFFENSES KNOWN TO LAW ENFORCEMENT

DO-73 (2-11-82)
Form Approved
OMB No. 1110-0008

This report is authorized by law Title 28, Section 534, United States Code, and the enactment of the fiscal year 1979, Department of Justice Authorization Bill S. 3151. While you are not required to respond, your cooperation in using this form to report all incidents of arson which become known to your department during the month will assist the FBI in compiling comprehensive, accurate data on a timely basis. Instructions appear on reverse side.

1 PROPERTY CLASSIFICATION	2 Offenses Reported or Known to Police (Include Unfounded and Attempts)	3 Unfounded, i.e. False or Baseless Complaints	4 Number of Actual Offenses (Column 2 Minus Column 3 (Include Attempts))	5 Total Offenses Cleared by Arrest or Exceptional Means (Include Column 6)	6 Number of Clearances Involving Only Persons Under 18 Years of Age	7 Offenses Where Structures Uninhabited, Abandoned, or not Normally in Use	8 Estimated Value of Property Damage
A. Single Occupancy Residential: Houses, Townhouses, Duplexes, etc.	18	14	4			2	\$ 1,800.
B. Other Residential: Apartments, Tenements, Flats, Hotels, Motels, Inns, Dormitories, Boarding Houses, etc.	7	6	1				\$ 1,000.
C. Storage: Barns, Garages, Warehouses, etc.	1	1					\$
D. Industrial/Manufacturing							\$
E. Other Commercial: Stores, Restaurants, Offices, etc.	1	1	1			1	\$ 40,000.
F. Community/Public: Churches, Jails, Schools, Colleges, Hospitals, etc.	1						\$
G. All Other Structure: Out Buildings, Monuments, Buildings Under Construction, etc.							\$
TOTAL STRUCTURE	28	22	6			3	\$ 42,800.
H. Motor Vehicles: Automobiles, Trucks, Buses, Motorcycles, etc.:							\$
I. Other Mobile Property: Trailers, Recreational Vehicles, Airplanes, Boats, etc.							\$
TOTAL MOBILE							\$
J. TOTAL OTHER Crops, Timber, Fences, Signs, etc.	1		1				\$ 100.
GRAND TOTAL	29	22	7			3	\$ 42,900.

Agency Identifier GAAPD 0000 Month OCTOBER 2018
 Agency ATLANTA POLICE DEPARTMENT State GEORGIA
 Prepared by [Signature] LIEUTENANT
 Chief, Commissioner, Sheriff, or Superintendent CHIEF

DO NOT WRITE HERE				
Recorded		Edited		Entered
Adjusted		Corres.		

SSD/11-9-18

AGENCY IDENTIFIER GAAPD 0000 REPORTING PERIOD OCTOBER 2018

AGENCY NAME ATLANTA POLICE DEPARTMENT

POLICE DISPOSITION OF JUVENILES

-Not to include neglect or traffic cases-

1. Handled within Department and released. (Warning, released to parents, etc.)	_____
2. Referred to juvenile court or probation department.	_____ 39
3. Referred to welfare agency.	_____
4. Referred to other police agency.	_____
5. Referred to criminal or adult court.	_____
TOTAL	_____ 39

NOVEMBER 13, 2018
DATE

[Signature] LIEUTENANT
PREPARED BY TITLE
J. SHIELDS CHIEF
APPROVED BY TITLE

GCIC USE ONLY

Recorded	_____
Reviewed	_____
Punched	_____
Verified	_____

RETURN TO
Georgia Crime Information Center/Uniform Crime Reporting
P. O. Box 1456
Atlanta, Georgia 30301

Return on or before the 7th of the following month.

GCIC/UCR-012 (9/74)

SUPPLEMENTARY HOMICIDE REPORT

This report is authorized by law Title 28, Section 534, United States Code. While you are not required to respond, your cooperation in using this form to list data pertaining to all homicides reported on your Return A will assist the FBI in compiling comprehensive, accurate data regarding this important classification on a timely basis.

1a. Murder and Nonnegligent Manslaughter

List below specific information for all offenses shown in item 1a of the monthly Return A. In addition, list all justifiable killings of felons by a citizen or by a peace officer in the line of duty. A brief explanation in the circumstances column regarding unfounded homicide offenses will aid the national Uniform Crime Reporting Program in editing the reports.

Incident	Situation*	Victim **			Offender**			Data Code		Weapon Used (Handgun, Rifle, Shotgun, Club, Poison, etc.)	Relationship of Victim to Offender (Husband, Wife, Son, Father, Acquaintance, Neighbor, Stranger, etc.)	Circumstances (Victim shot by robber, robbery victim shot robber, killed by patron during barroom brawl, etc.)
		Age	Sex	Race	Ethnicity	Age	Sex	Race	Ethnicity			
	A	23	M	B	N	38	M	B	N	HANDGUN - 45 CAL.	ACQUAINTANCE	OTHER - SENSELESS KILLING
	A	36	M	B	N	28	M	B	N	HANDGUN	STRANGER	OTHER - SENSELESS KILLING
	A	45	M	W	N	24	M	B	N	HANDGUN	ACQUAINTANCE	NARCOTIC DRUG LAWS
	B	26	M	B	N					RIFLE - 223 CAL.	UNKNOWN	OTHER
	A	21	M	B	N	32	M	B	N	HANDGUN - 9 MM	BROTHER	NARCOTIC DRUG LAWS
	A	57	M	B	N	40	M	B	N	HANDGUN	ACQUAINTANCE	FELON KILLED BY PRIVATE CITIZEN *

** - See reverse side for explanation

OCTOBER 2018
Month and Year

GAAPD 0000
Agency Identifier *

GEORGIA
State

ATLANTA POLICE DEPARTMENT
Agency

SSD/11-14-18

Prepared By
L. Williams
Chief, Sheriff, Commissioner, Superintendent

LIEUTENANT
Title

CHIEF

DO NOT WRITE HERE	
Recorded	
Edited	
Punched	
Verified	
Adjusted	

ATLANTA POLICE DEPARTMENT
 AGE, SEX, AND RACE OF PERSONS ARRESTED
 16 YEARS OF AGE AND UNDER

MONTH OCTOBER

YEAR 2018

CLASSIFICATION OF OFFENSES	SEX	AGE						TOTAL	RACE				ETHNIC			
		0 9	10 12	13 14	15	16	White		Black	Native Amer.	Asian/Pacific	Whi. Hispanic	Blck Hispanic			
Murder/Nonnegligent Manslaughter	M						0									
	F						0									
Manslaughter by Negligence	M						0									
	F						0									
Forcible Rape	M						0									
	F						0									
Robbery	M						0									
	F						0									
Aggravated Assault	M		1			1	2					2				
	F						0									
Burglary- Breaking or Entering	M						0									
	F						0									
Larceny - Theft (except Motor Vehicle Theft)	M		1	8	2	2	13									
	F					2	2				15					
Motor Vehicle Theft	M			3	1	4	8									
	F						0				8					
Other Assaults	M						0									
	F						0									
Arson	M						0									
	F						0									
Forgery and Counterfeiting	M						0									
	F						0									
Fraud	M						0									
	F						0									
Embezzlement	M						0									
	F						0									
Stolen Property: Buying, Receiving, Possessing	M					3	3									
	F						0							3		
Vandalism	M			1			1									
	F						0						1			
Weapons	M						0									
	F						0									
Prostitution and Commercialized Vice	M						0									
	F						0									

ATLANTA POLICE DEPARTMENT
 AGE, SEX, AND RACE OF PERSONS ARRESTED
 16 YEARS OF AGE AND UNDER

MONTH OCTOBER

YEAR 2018

CLASSIFICATION OF OFFENSES	SEX	AGE					RACE				ETHNIC			
		10-12		13-14		15	16	TOTAL	White	Black	Native Amer.	Asian/Pacific	Whi. Hispanic	Blk Hispanic
		0-9	10-12	13-14	15	16	TOTAL	White	Black	Native Amer.	Asian/Pacific	Whi. Hispanic	Blk Hispanic	
17 Sex Offenses (except Rape and Prostitution)	M						0							
	F						0							
18 Drug Abuse Violations	M	0	0	1	0	2	3	0	3	0	0	0	0	
	F	0	0	0	0	0	0	0	0	0	0	0	0	
180 (1) Sale/Manufacturing Subtotal	M	0	0	0	0	0	0	0	0	0	0	0	0	
	F	0	0	0	0	0	0	0	0	0	0	0	0	
a Opium or Cocaine and their Derivatives	M						0							
	F						0							
b Marijuana	M						0							
	F						0							
c Synthetic Narcotics	M						0							
	F						0							
d Other Dangerous Non-Narcotic Drugs	M						0							
	F						0							
185 (2) Possession Subtotal	M	0	0	1	0	2	3	0	3	0	0	0	0	
	F	0	0	0	0	0	0	0	0	0	0	0	0	
e Opium or Cocaine and their Derivatives	M						0							
	F						0							
f Marijuana	M			1		2	3							
	F						0		3					
g Synthetic Narcotics	M						0							
	F						0							
h Other Dangerous Non-Narcotic Drugs	M						0							
	F						0							
19 Gambling Total	M	0	0	0	0	0	0	0	0	0	0	0	0	
	F	0	0	0	0	0	0	0	0	0	0	0	0	
a Bookmaking	M						0							
	F						0							
b Numbers and Lottery	M						0							
	F						0							
c All Other Gambling	M						0							
	F						0							
20 Offenses Against Family and Children	M						0							
	F						0							

ATLANTA POLICE DEPARTMENT
AGE, SEX, AND RACE OF PERSONS ARRESTED
16 YEARS OF AGE AND UNDER

MONTH OCTOBER

YEAR 2018

CLASSIFICATION OF OFFENSES	SEX	AGE						RACE					ETHNIC							
		0 9		10 12		13 14		15		16		TOTAL		White	Black	Native Amer.	Asian/Pacific	Whl. Hispanic	Blck Hispanic	
21 Driving Under the Influence	M																			
	F																			
22 Liquor Laws	M																			
	F																			
23 Drunkenness	M																			
	F																			
24 Disorderly Conduct	M																			
	F																			
25 Vagrancy	M																			
	F																			
26 All Other Offenses (except Traffic)	M					3														
	F														5					
27 Suspicion	M																			
	F																			
28 Curfew and Loitering	M																			
	F																			
29 Run-Aways	M																			
	F																			
Total		0	2	15	6	16	39	1	38	0	0	0	0	0	0	0	0	0	0	0

OCTOBER 2018
Month and Year of Report

GAAPD 0000
Agency Identifier

NOVEMBER 14, 2018
Date

[Signature]
Prepared By LIEUTENANT

ATLANTA POLICE DEPARTMENT - GEORGIA
Agency and State

[Signature]
Chief, Commissioner, Sheriff, or Superintendant CHIEF

UNIFORM CRIME REPORTING

**LAW ENFORCEMENT
OPERATIONS
&
MANAGEMENT**

CRIME AREA COMPARISON

**SUPPORT SERVICES DIVISION
Information Services Section**

**OCTOBER 2018
OCTOBER 2017**

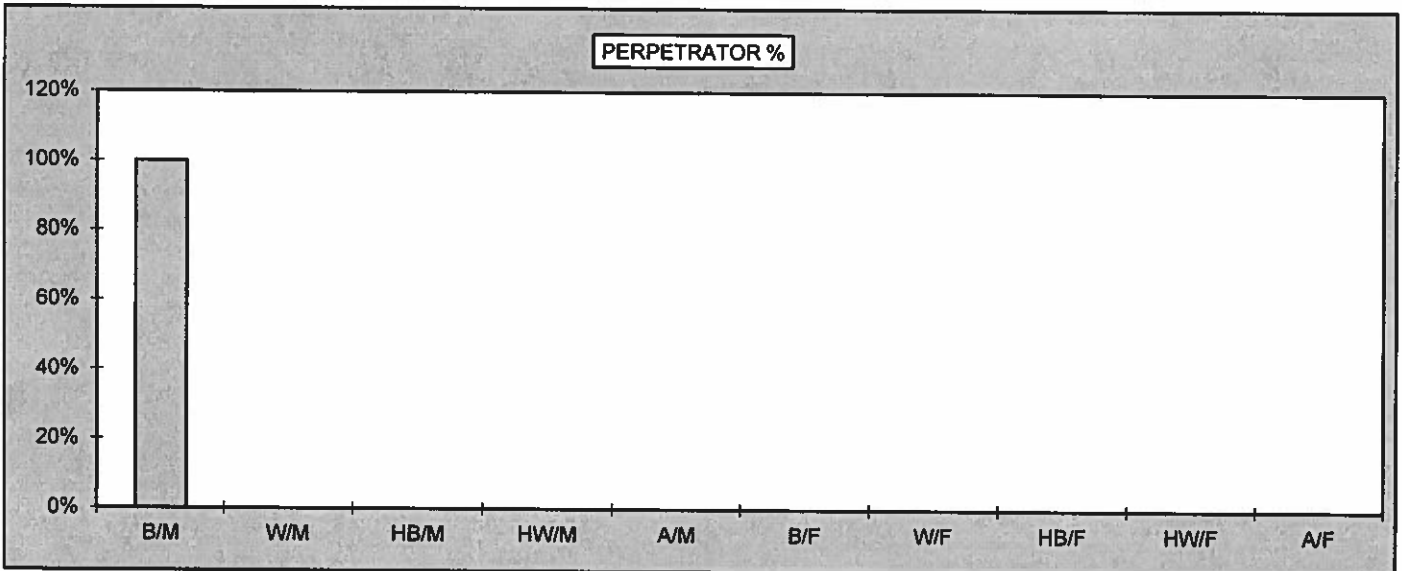
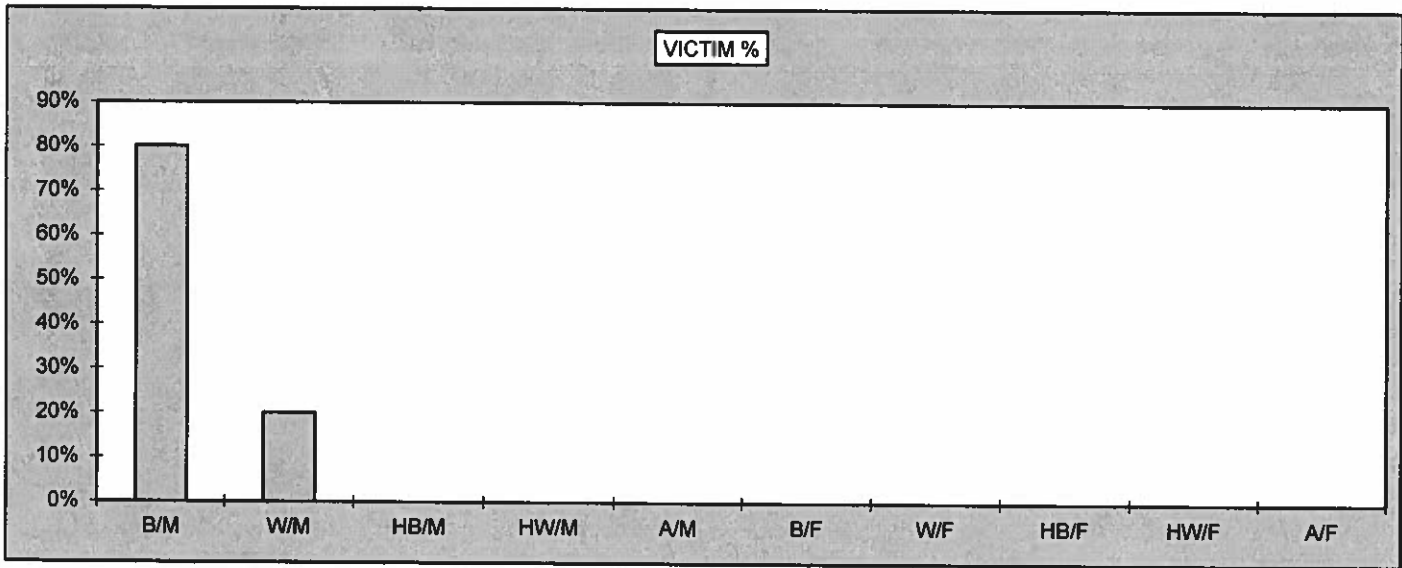
**2018
OCTOBER HOMICIDE COMPARISON
BY RACE, SEX, AND ETHNIC ORIGIN**

	VICTIM	PERPETRATOR
B/M	4	4
W/M	1	0
HB/M	0	0
HW/M	0	0
A/M	0	0
TOTAL MALES	5	4
B/F	0	0
W/F	0	0
HB/F	0	0
HW/F	0	0
A/F	0	0
TOTAL FEMALES	0	0
TOTAL	5	4

	VICTIM %	PERPETRATOR %
B/M	80%	100%
W/M	20%	0%
HB/M	0%	0%
HW/M	0%	0%
A/M	0%	0%

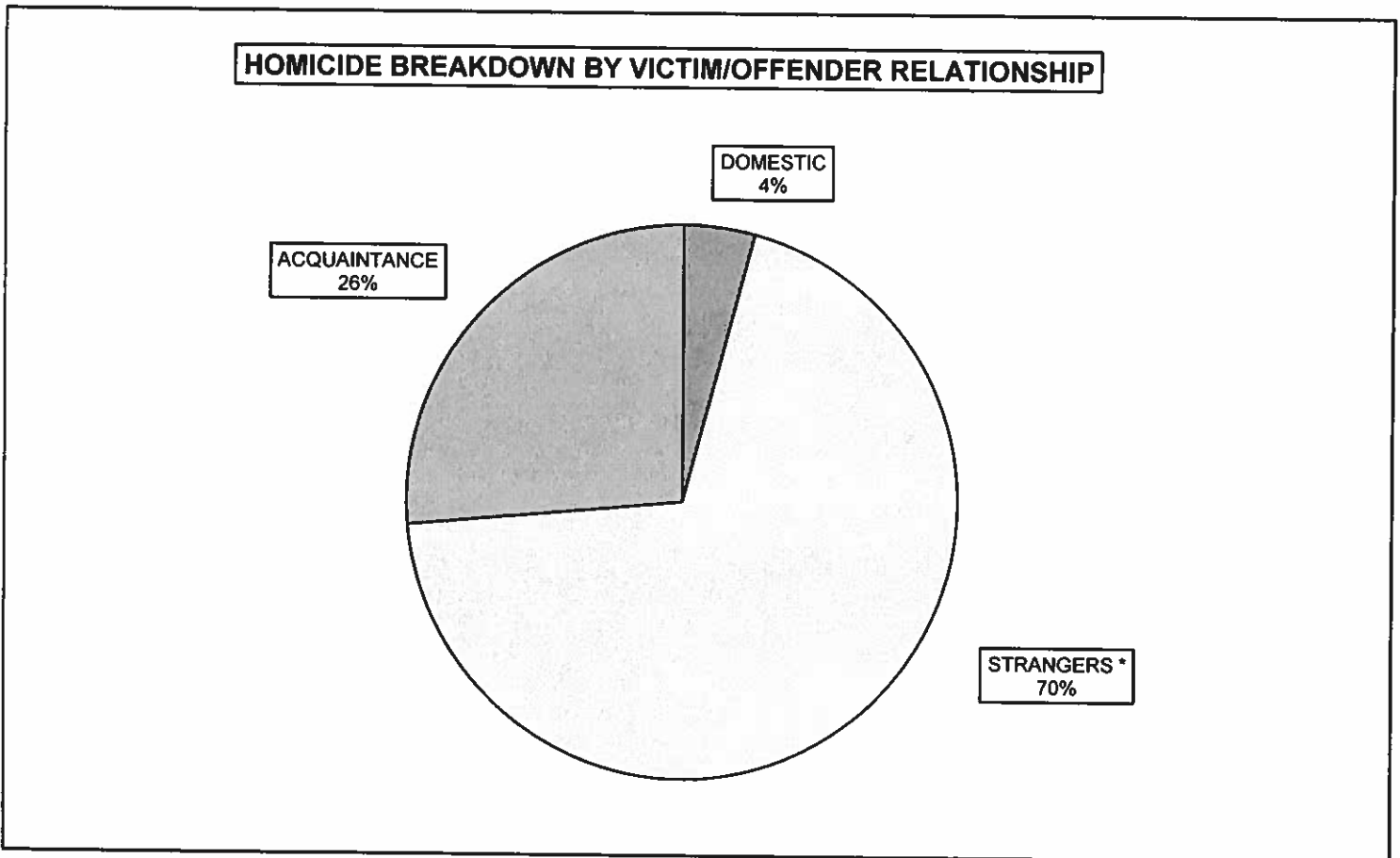
B/F	0%	0%
W/F	0%	0%
HB/F	0%	0%
HW/F	0%	0%
A/F	0%	0%

PERPETRATOR UNKNOWN FOR 1 HOMICIDES



**2018
HOMICIDE BREAKDOWN
YEAR TO DATE**

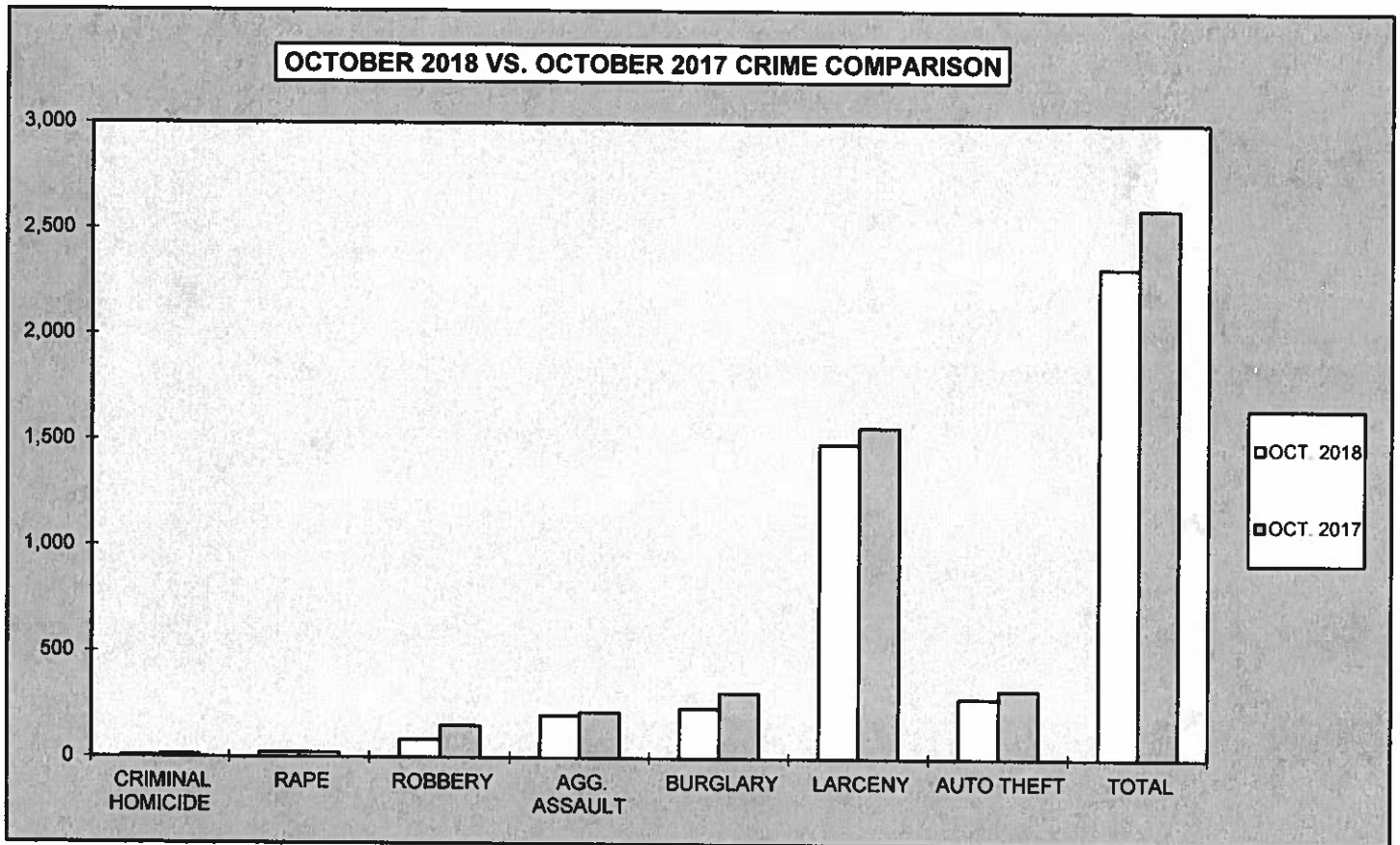
OCTOBER							
MONTH	ACTUAL	DOMESTIC	%	STRANGERS *	%	ACQUAINTANCE	%
JANUARY	6	0	0%	5	83%	1	17%
FEBRUARY	10	0	0%	7	70%	3	30%
MARCH	5	0	0%	3	60%	2	40%
APRIL	5	1	20%	2	40%	2	40%
MAY	9	2	22%	5	56%	2	22%
JUNE	7	0	0%	4	57%	3	43%
JULY	14	0	0%	11	79%	3	21%
AUGUST	8	0	0%	8	100%	0	0%
SEPTEMBER	3	0	0%	3	100%	0	0%
OCTOBER	5	0	0%	2	40%	3	60%
NOVEMBER							
DECEMBER							
TOTAL	72	3	4%	50	70%	19	26%



* UNKNOWN INCLUDED IN WITH STRANGERS

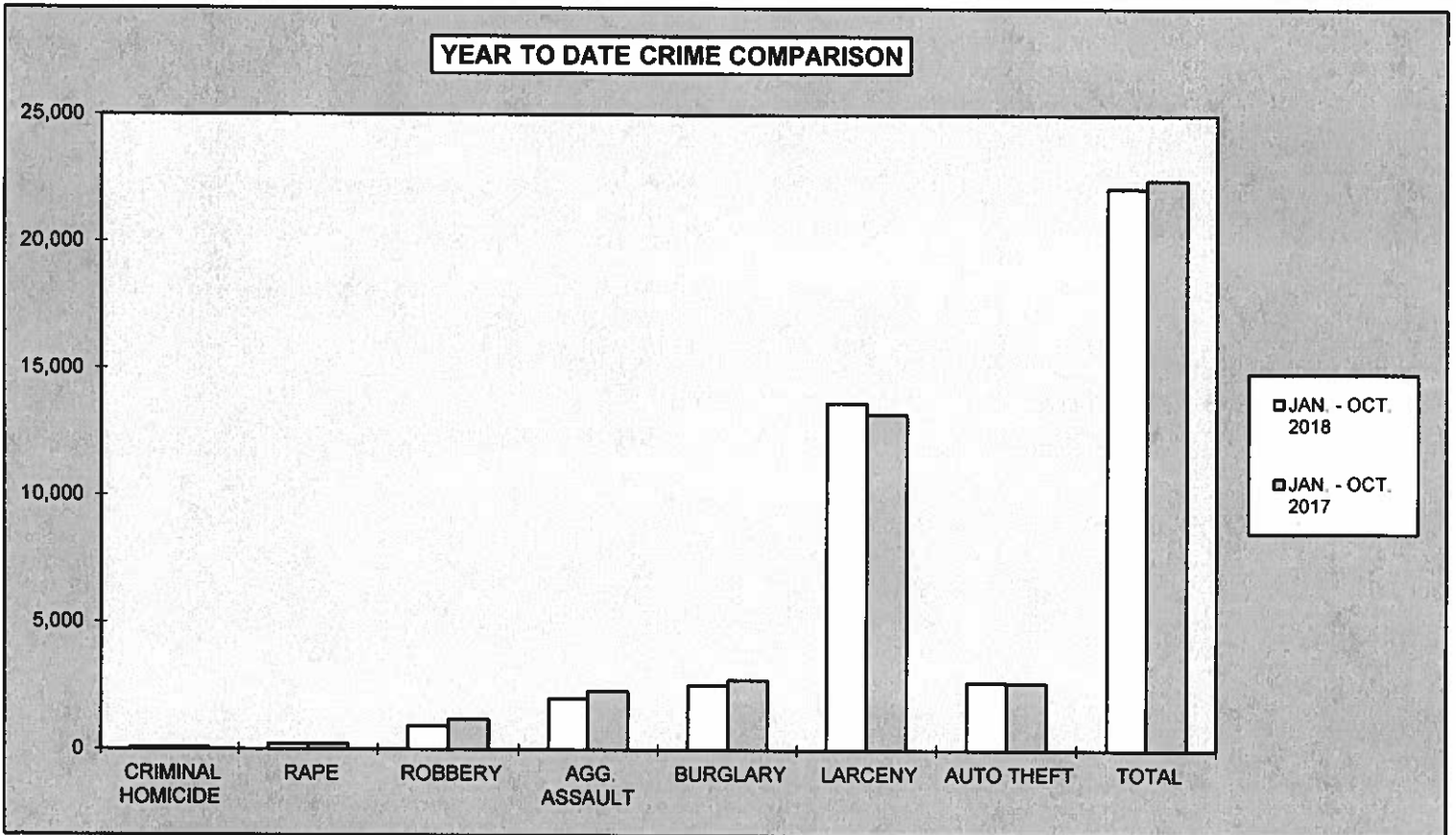
**2018
MONTHLY CRIME COMPARISON**

CRIME	OCT. 2018	OCT. 2017	# DIFFERENCE	% DIFFERENCE
CRIMINAL HOMICIDE	5	12	-7	-58%
RAPE	22	22	0	0%
ROBBERY	84	150	-66	-44%
AGG. ASSAULT	200	216	-16	-7%
BURGLARY	237	311	-74	-24%
RESIDENCE	180	262	-82	-31%
NON-RESIDENCE	57	49	8	16%
LARCENY	1,484	1,561	-77	-5%
POCKETPICKING	10	8	2	25%
PURSE SNATCHING	34	38	-4	-11%
SHOPLIFTING	234	181	53	29%
FROM MOTOR VEHICLES	831	923	-92	-10%
MOTOR VEH. PARTS/ACCESSORIES	84	65	19	29%
BICYCLES	33	25	8	32%
FROM BUILDINGS	117	117	0	0%
FROM COIN OPERATED MACHINES	1	1	0	0%
ALL OTHER	140	203	-63	-31%
AUTO THEFT	285	324	-39	-12%
TOTAL	2,317	2,596	-279	-11%



**2018
YEAR TO DATE CRIME COMPARISON**

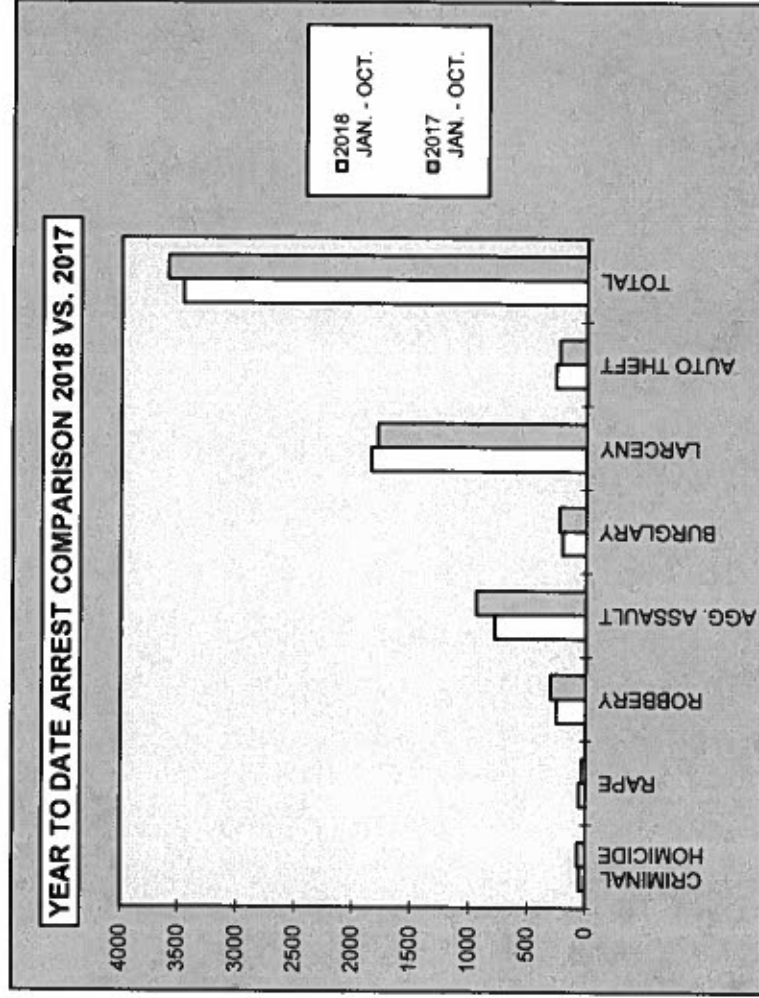
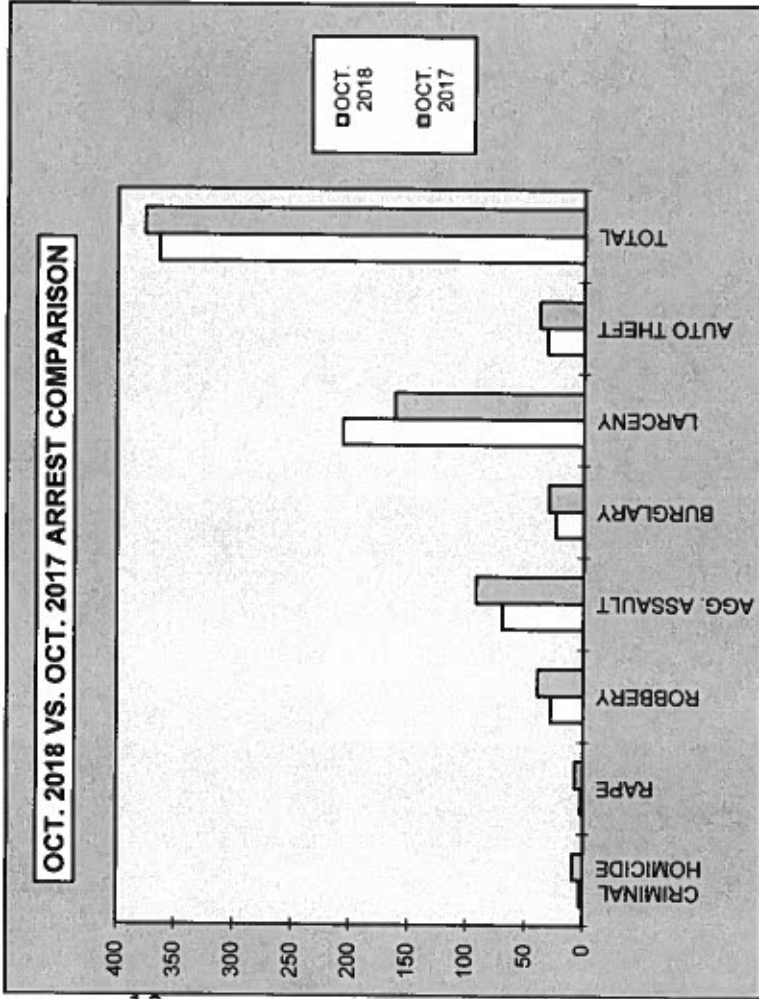
FIRST 10 MONTHS				
CRIME	JAN. - OCT. 2018	JAN. - OCT. 2017	# DIFFERENCE	% DIFFERENCE
CRIMINAL HOMICIDE	72	69	3	4%
RAPE	205	215	-10	-5%
ROBBERY	915	1,188	-273	-23%
AGG. ASSAULT	2,023	2,318	-295	-13%
BURGLARY	2,562	2,768	-206	-7%
RESIDENCE	1,883	2,142	-259	-12%
NON-RESIDENCE	679	626	53	8%
LARCENY	13,664	13,225	439	3%
POCKETPICKING	56	66	-10	-15%
PURSE SNATCHING	175	216	-41	-19%
SHOPLIFTING	2,065	1,952	113	6%
FROM MOTOR VEHICLES	7,731	7,124	607	9%
MOTOR VEH. PARTS/ACCESSORIES	669	688	-19	-3%
BICYCLES	266	221	45	20%
FROM BUILDINGS	1,134	1,131	3	0%
FROM COIN OPERATED MACHINES	11	15	-4	-27%
ALL OTHER	1,557	1,812	-255	-14%
AUTO THEFT	2,677	2,662	15	1%
TOTAL	22,118	22,445	-327	-1%



**2018
ARREST COMPARISON**

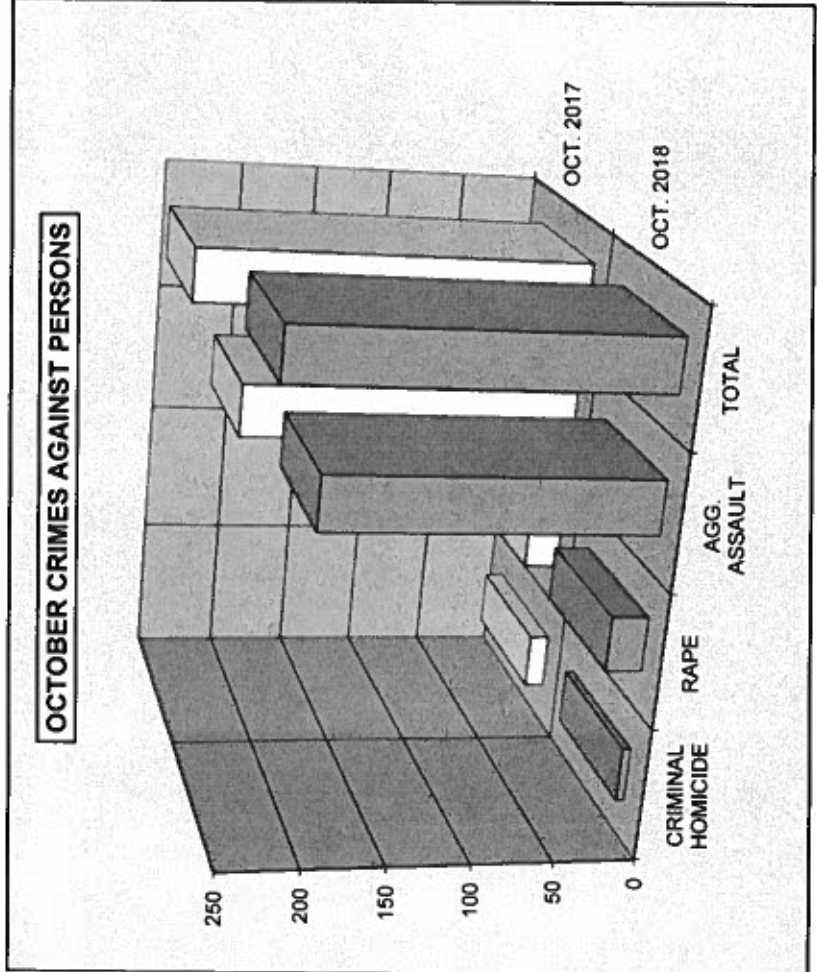
OCTOBER ARREST COMPARISON					
CRIME	OCT. 2018	OCT. 2017	# DIFFERENCE	% DIFFERENCE	
CRIMINAL HOMICIDE	3	9	-6	-67%	
RAPE	2	7	-5	-71%	
ROBBERY	28	39	-11	-28%	
AGG. ASSAULT	70	92	-22	-24%	
BURGLARY	24	30	-6	-20%	
LARCENY	206	161	45	28%	
AUTO THEFT	31	38	-7	-18%	
TOTAL	364	376	-12	-3%	

FIRST 10 MONTHS ARREST COMPARISON					
CRIME	2018 JAN. - OCT.	2017 JAN. - OCT.	# DIFFERENCE	% DIFFERENCE	
CRIMINAL HOMICIDE	54	68	-14	-21%	
RAPE	57	33	24	73%	
ROBBERY	254	300	-46	-15%	
AGG. ASSAULT	782	941	-159	-17%	
BURGLARY	204	233	-29	-12%	
LARCENY	1,843	1,786	57	3%	
AUTO THEFT	269	233	36	15%	
TOTAL	3,463	3,594	-131	-4%	

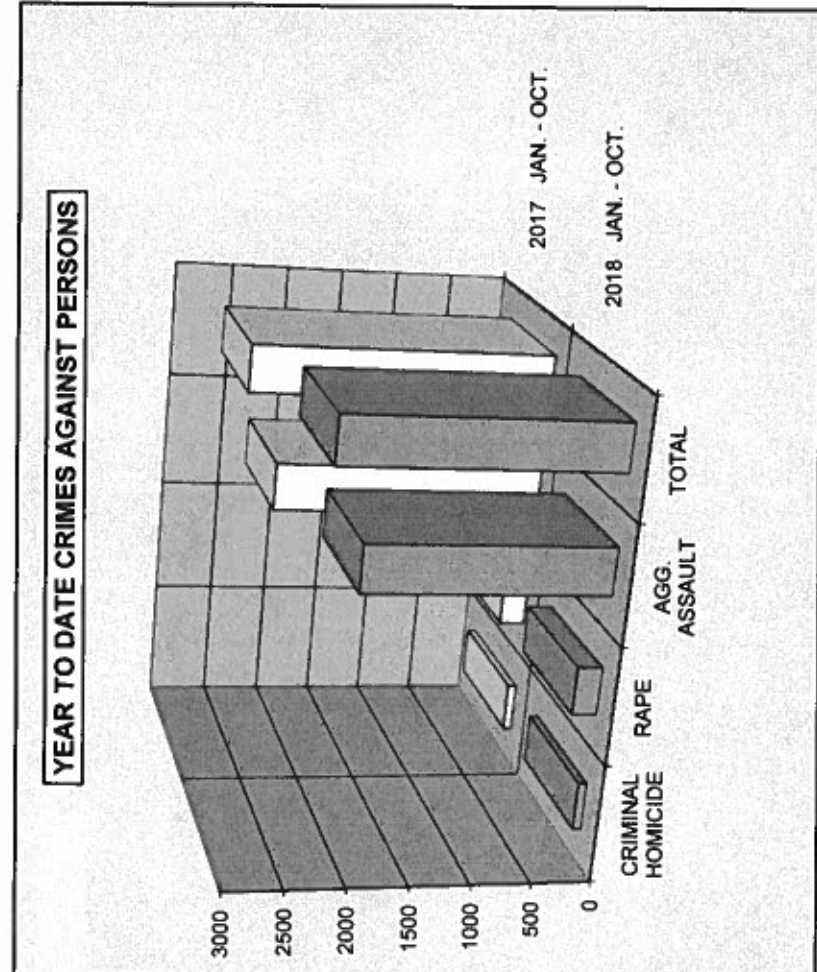


**2018
CRIME COMPARISON
CRIMES AGAINST PERSONS**

OCTOBER					
CRIME	OCT. 2018	OCT. 2017	# DIFFERENCE	% DIFFERENCE	
CRIMINAL HOMICIDE	5	12	-7	-58%	
RAPE	22	22	0	0%	
AGG. ASSAULT	200	216	-16	-7%	
TOTAL	227	250	-23	-9%	

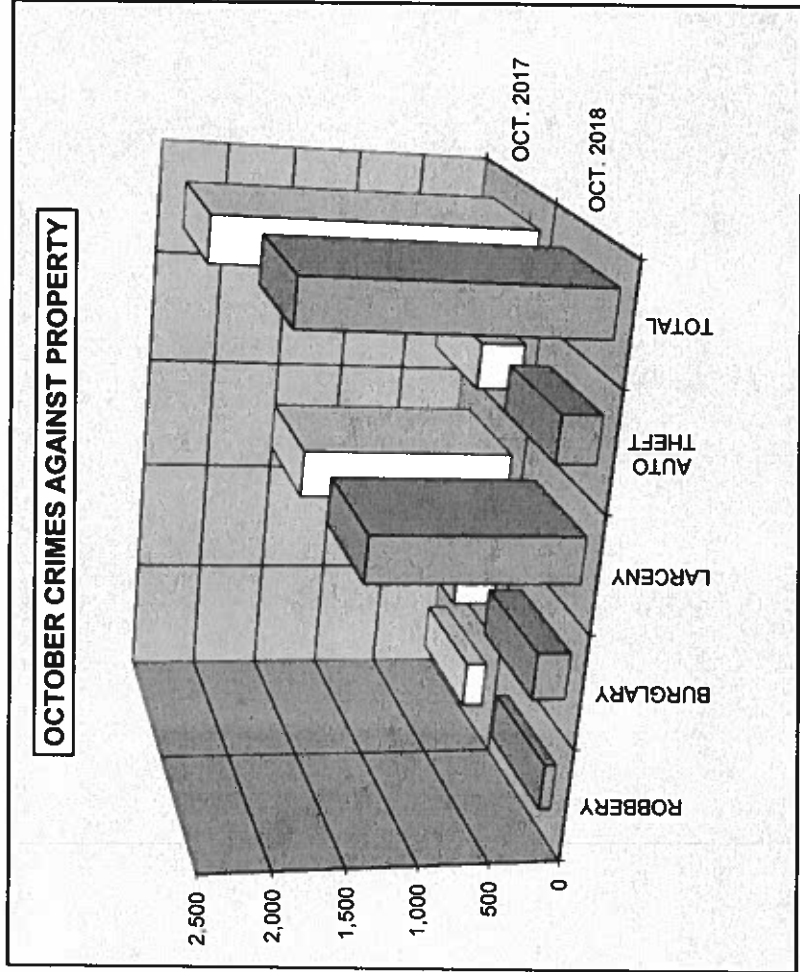


FIRST 10 MONTHS					
CRIME	2018 JAN - OCT.	2017 JAN - OCT.	# DIFFERENCE	% DIFFERENCE	
CRIMINAL HOMICIDE	72	69	3	4%	
RAPE	205	215	-10	-5%	
AGG. ASSAULT	2,023	2,318	-295	-13%	
TOTAL	2,300	2,602	-302	-12%	

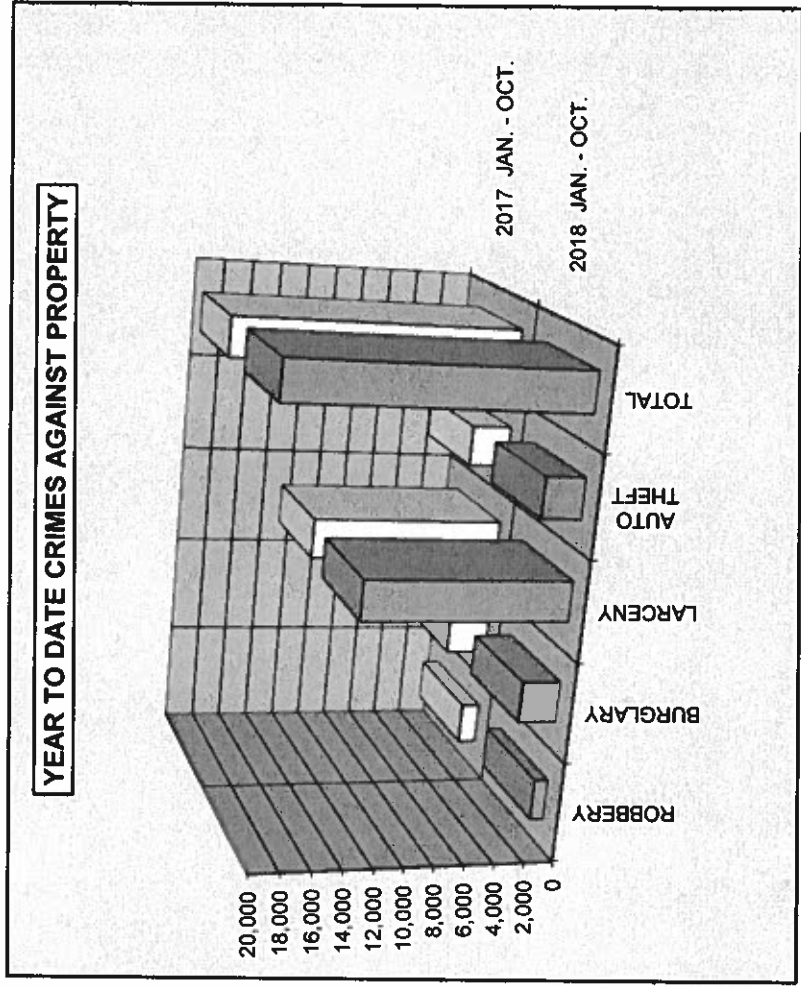


**2018
CRIME COMPARISON
CRIMES AGAINST PROPERTY**

OCTOBER					
CRIME	OCT. 2018	OCT. 2017	# DIFFERENCE	% DIFFERENCE	
ROBBERY	84	150	-66	-44%	
BURGLARY	237	311	-74	-24%	
LARCENY	1,484	1,561	-77	-5%	
AUTO THEFT	285	324	-39	-12%	
TOTAL	2,090	2,346	-256	-11%	

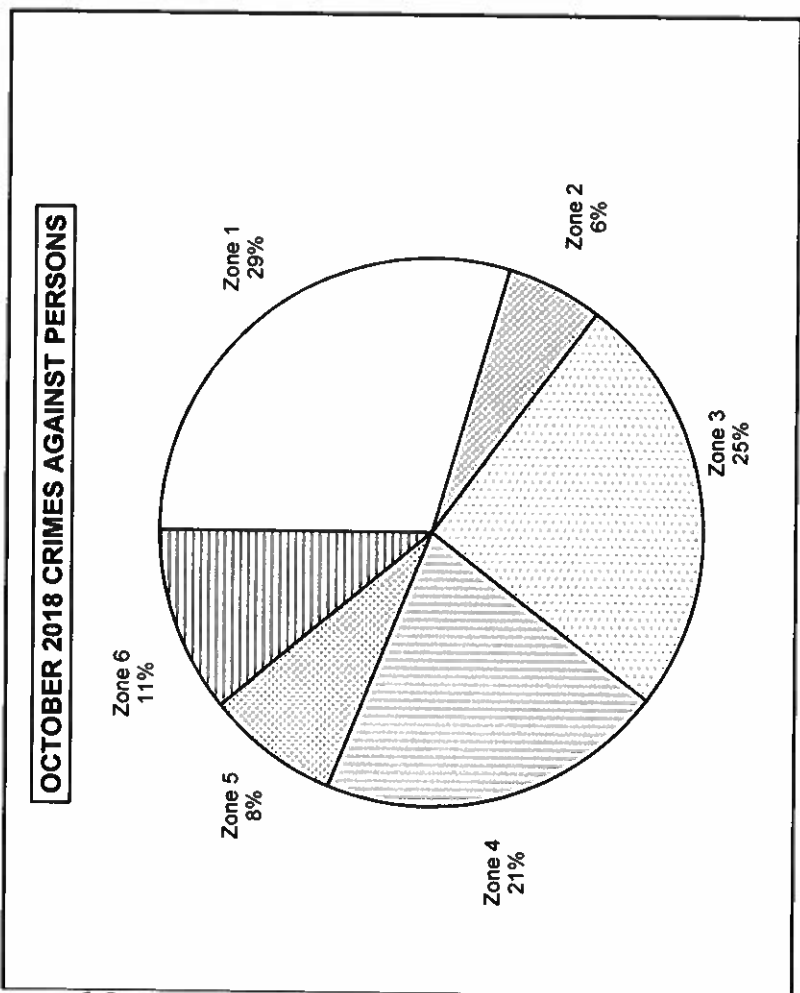


FIRST 10 MONTHS					
CRIME	2018 JAN. - OCT.	2017 JAN. - OCT.	# DIFFERENCE	% DIFFERENCE	
ROBBERY	915	1,188	-273	-23%	
BURGLARY	2,562	2,768	-206	-7%	
LARCENY	13,664	13,225	439	3%	
AUTO THEFT	2,677	2,662	15	1%	
TOTAL	19,818	19,843	-25	0%	

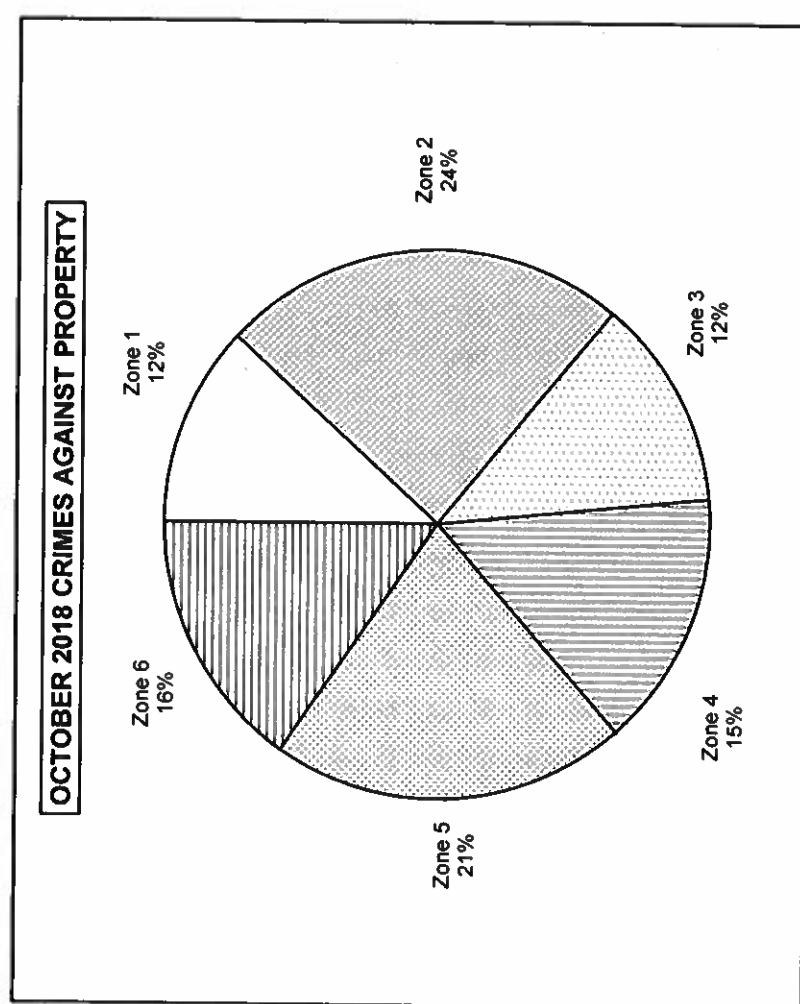


2018
AREA BREAKDOWN
CRIMES AGAINST PERSONS AND PROPERTY

OCTOBER 2018 CRIMES AGAINST PERSONS BY ZONE						
CRIME	Zone 1	Zone 2	Zone 3	Zone 4	Zone 5	Zone 6
CRIMINAL HOMICIDE	1	1	2	1	0	0
RAPE	3	5	6	3	5	0
AGG. ASSAULT	63	7	49	43	13	25
TOTAL CRIMES AGAINST PERSONS	67	13	57	47	18	25

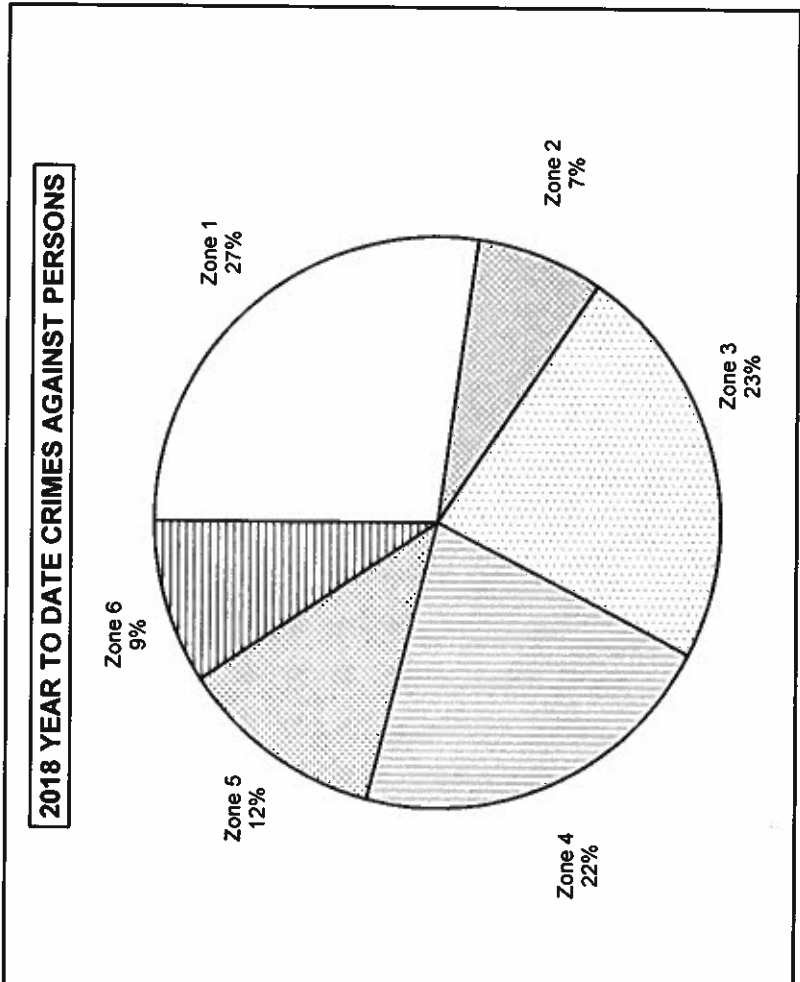


OCTOBER 2018 CRIMES AGAINST PROPERTY BY ZONE						
CRIME	Zone 1	Zone 2	Zone 3	Zone 4	Zone 5	Zone 6
ROBBERY	20	14	10	14	17	9
BURGLARY	45	53	35	57	21	26
LARCENY	143	386	178	179	346	252
AUTO THEFT	40	51	37	66	55	36
TOTAL CRIMES AGAINST PROPERTY	248	504	260	316	439	323

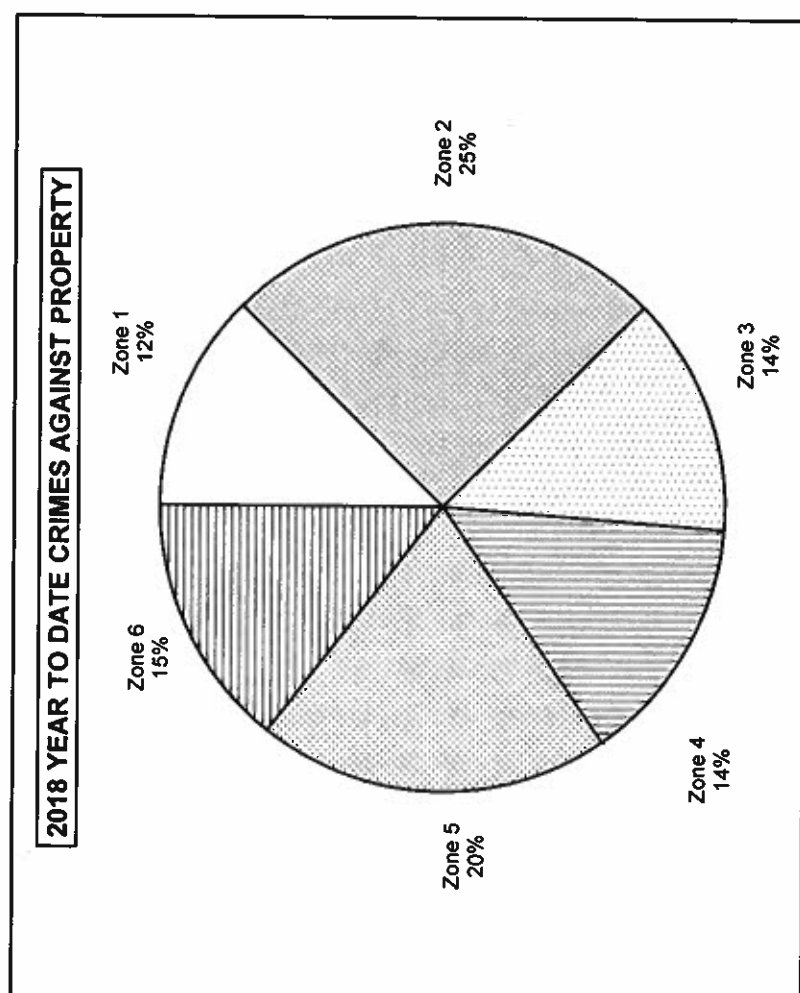


**2018
YEAR TO DATE AREA BREAKDOWN
CRIMES AGAINST PERSONS AND PROPERTY**

FIRST 10 MONTHS 2018 CRIMES AGAINST PERSONS BY ZONE						
CRIME	Zone 1	Zone 2	Zone 3	Zone 4	Zone 5	Zone 6
CRIMINAL HOMICIDE	28	9	12	13	7	3
RAPE	45	25	38	35	41	21
AGG. ASSAULT	553	132	482	444	221	191
TOTAL CRIMES AGAINST PERSONS	626	166	532	492	269	215

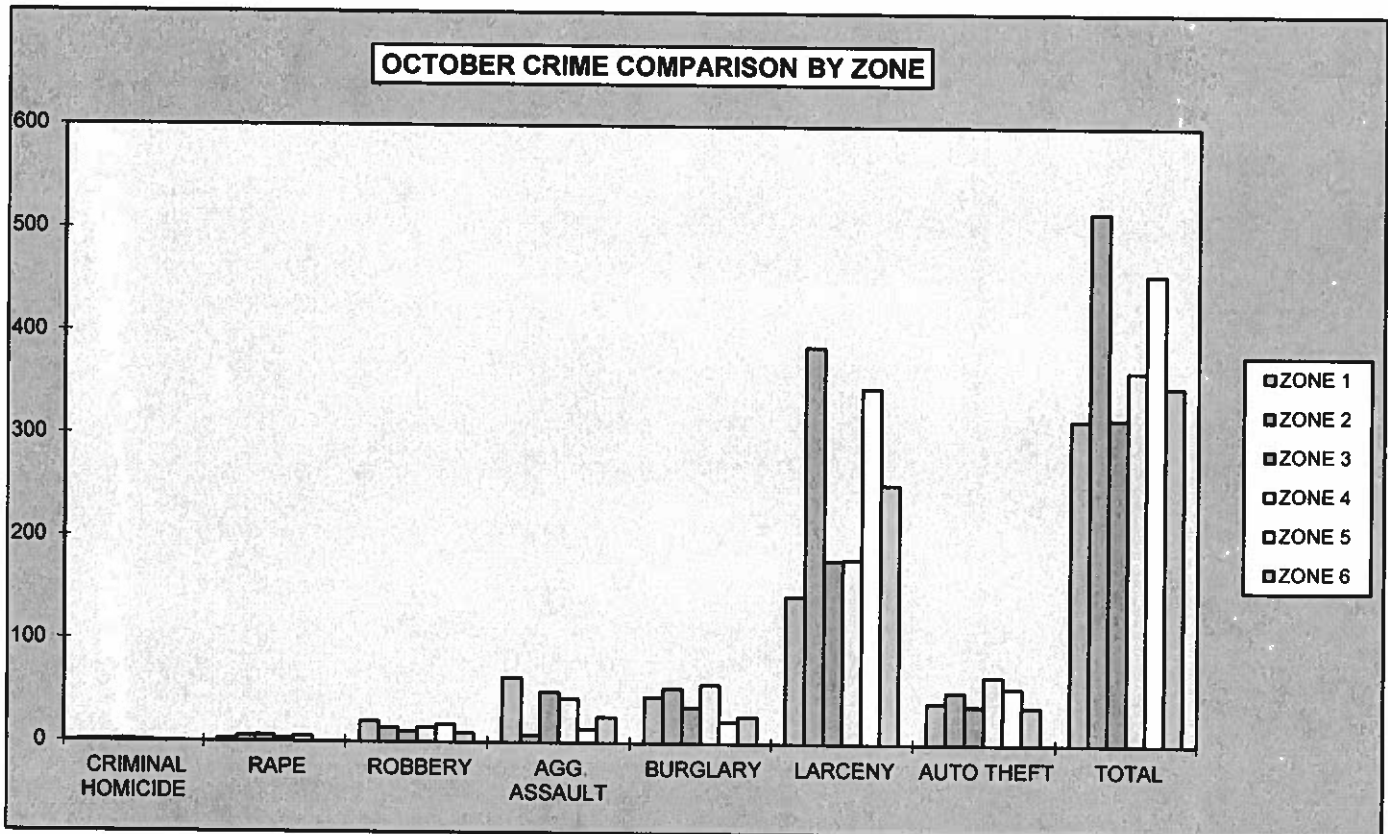


FIRST 10 MONTHS 2018 CRIMES AGAINST PROPERTY BY ZONE						
CRIME	Zone 1	Zone 2	Zone 3	Zone 4	Zone 5	Zone 6
ROBBERY	182	121	182	180	130	120
BURGLARY	451	514	511	562	216	308
LARCENY	1,389	3,853	1,525	1,539	3,202	2,156
AUTO THEFT	447	476	492	539	439	284
TOTAL CRIMES AGAINST PROPERTY	2,469	4,964	2,710	2,820	3,987	2,868



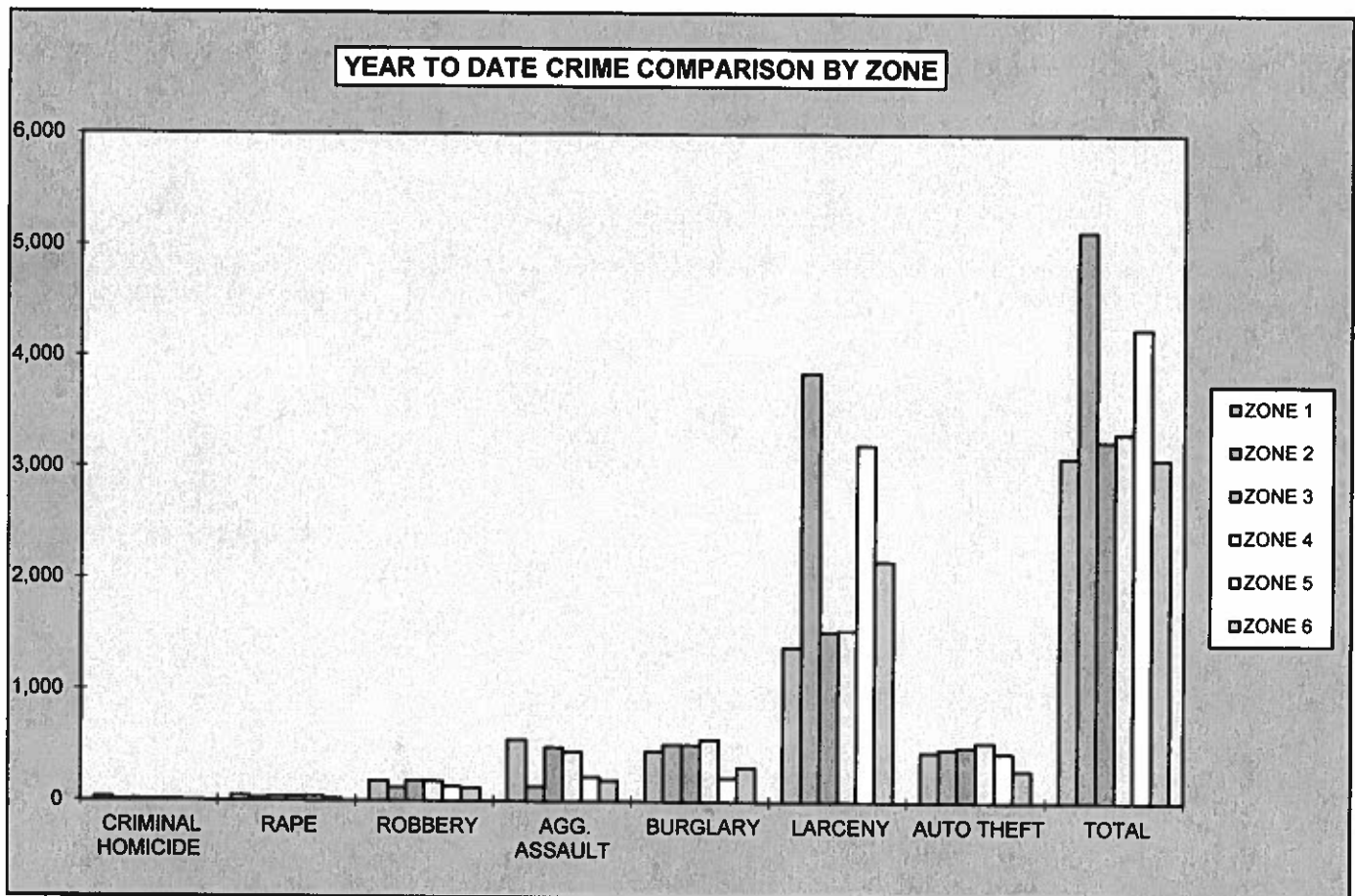
**2018
AREA BREAKDOWN**

OCTOBER CRIME COMPARISON BY ZONE						
CRIME	ZONE 1	ZONE 2	ZONE 3	ZONE 4	ZONE 5	ZONE 6
CRIMINAL HOMICIDE	1	1	2	1	0	0
RAPE	3	5	6	3	5	0
ROBBERY	20	14	10	14	17	9
AGG. ASSAULT	63	7	49	43	13	25
BURGLARY	45	53	35	57	21	26
RESIDENCE	40	26	33	47	11	23
NON-RESIDENCE	5	27	2	10	10	3
LARCENY	143	386	178	179	346	252
POCKETPICKING	0	6	0	0	3	1
PURSE SNATCHING	3	4	7	11	7	2
SHOPLIFTING	37	76	24	26	39	32
FROM MOTOR VEHICLES	57	221	86	97	217	153
MOTOR VEH. PARTS/ACCESSORIES	9	10	20	10	18	17
BICYCLES	1	7	0	0	16	9
FROM BUILDINGS	12	30	16	12	31	16
FROM COIN OPERATED MACHINES	0	0	0	1	0	0
ALL OTHER	24	32	25	22	15	22
AUTO THEFT	40	51	37	66	55	36
TOTAL	315	517	317	363	457	348



**2018
YEAR TO DATE AREA BREAKDOWN**

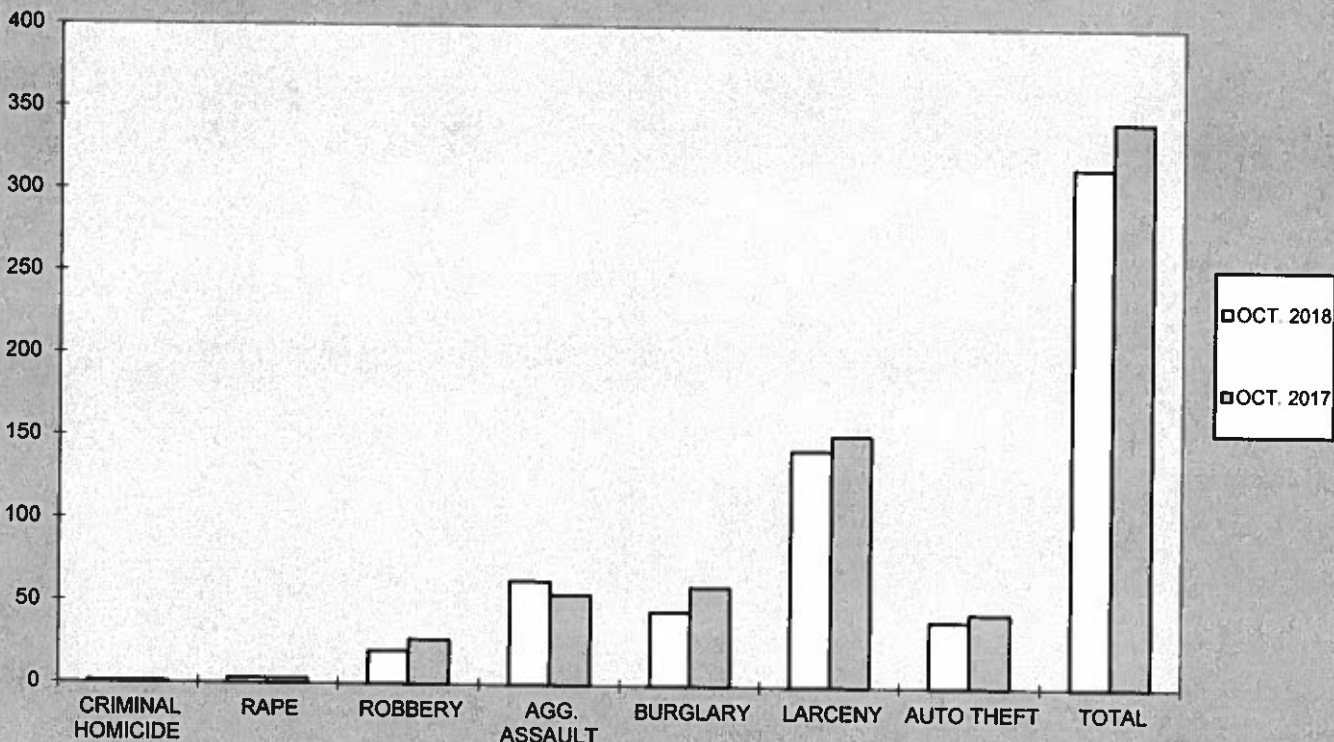
FIRST 10 MONTHS CRIME COMPARISON						
CRIME	ZONE 1	ZONE 2	ZONE 3	ZONE 4	ZONE 5	ZONE 6
CRIMINAL HOMICIDE	28	9	12	13	7	3
RAPE	45	25	38	35	41	21
ROBBERY	182	121	182	180	130	120
AGG. ASSAULT	553	132	482	444	221	191
BURGLARY	451	514	511	562	216	308
RESIDENCE	391	294	395	444	130	229
NON-RESIDENCE	60	220	116	118	86	79
LARCENY	1,389	3,853	1,525	1,539	3,202	2,156
POCKETPICKING	1	24	3	4	17	7
PURSE SNATCHING	31	22	27	32	46	17
SHOPLIFTING	337	751	134	217	255	371
FROM MOTOR VEHICLES	573	2,277	753	797	2,048	1,283
MOTOR VEH. PARTS/ACCESSORIES	120	103	178	107	94	67
BICYCLES	9	45	17	11	102	82
FROM BUILDINGS	120	289	123	107	385	110
FROM COIN OPERATED MACHINES	4	0	1	2	3	1
ALL OTHER	194	342	289	262	252	218
AUTO THEFT	447	476	492	539	439	284
TOTAL	3,095	5,130	3,242	3,312	4,256	3,083



**2018
MONTHLY CRIME COMPARISON**

ZONE 1				
CRIME	OCT. 2018	OCT. 2017	# DIFFERENCE	% DIFFERENCE
CRIMINAL HOMICIDE	1	1	0	0%
RAPE	3	3	0	0%
ROBBERY	20	27	-7	-26%
AGG. ASSAULT	63	55	8	15%
BURGLARY	45	60	-15	-25%
RESIDENCE	40	53	-13	-25%
NON-RESIDENCE	5	7	-2	-29%
LARCENY	143	152	-9	-6%
POCKETPICKING	0	0	0	0%
PURSE SNATCHING	3	4	-1	-25%
SHOPLIFTING	37	14	23	164%
FROM MOTOR VEHICLES	57	78	-21	-27%
MOTOR VEH. PARTS/ACCESSORIES	9	16	-7	-44%
BICYCLES	1	0	1	100%
FROM BUILDINGS	12	11	1	9%
FROM COIN OPERATED MACHINES	0	0	0	0%
ALL OTHER	24	29	-5	-17%
AUTO THEFT	40	45	-5	-11%
TOTAL	315	343	-28	-8%

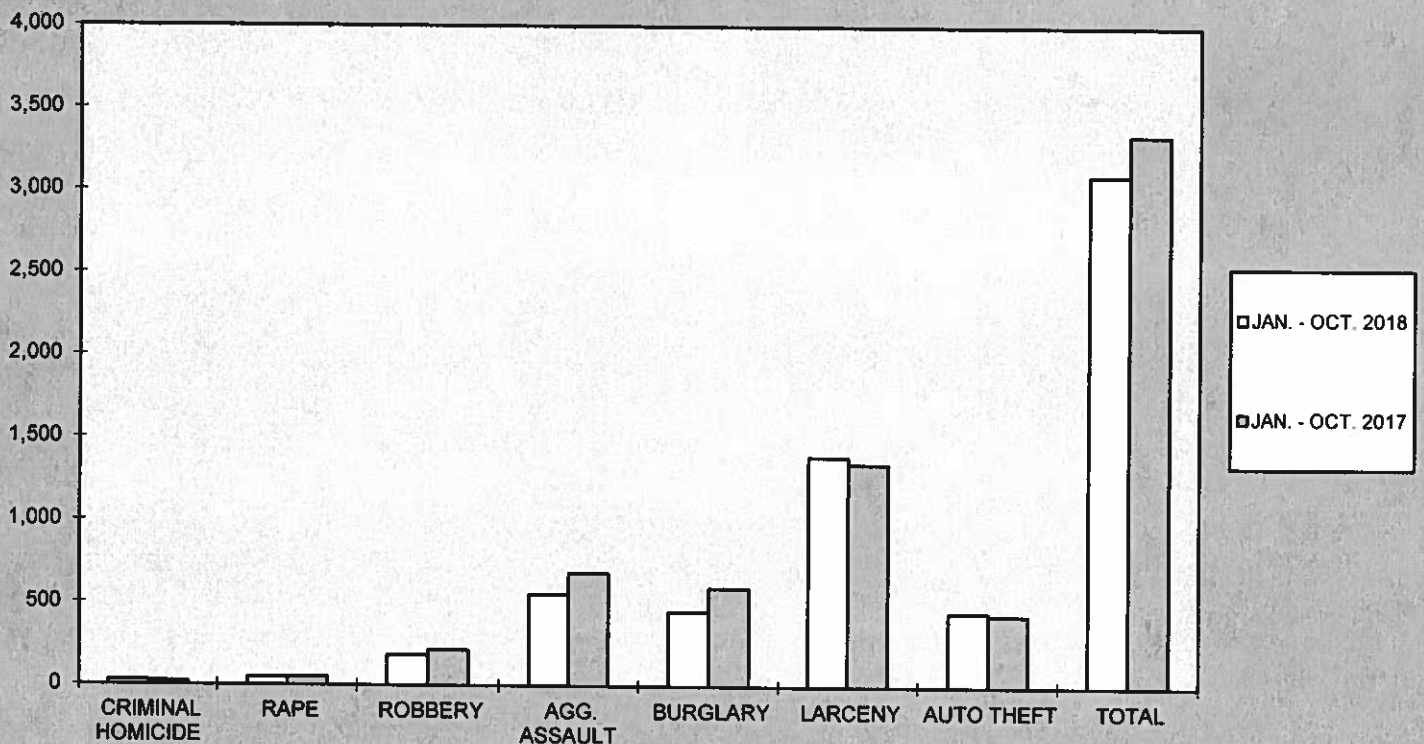
ZONE 1 OCTOBER 2018 VS. OCTOBER 2017 CRIME COMPARISON



**2018
YEAR TO DATE CRIME COMPARISON**

ZONE 1				
CRIME	JAN. -OCT. 2018	JAN. -OCT. 2017	# DIFFERENCE	% DIFFERENCE
CRIMINAL HOMICIDE	28	20	8	40%
RAPE	45	50	-5	-10%
ROBBERY	182	214	-32	-15%
AGG. ASSAULT	553	682	-129	-19%
BURGLARY	451	594	-143	-24%
RESIDENCE	391	510	-119	-23%
NON-RESIDENCE	60	84	-24	-29%
LARCENY	1,389	1,347	42	3%
POCKETPICKING	1	2	-1	-50%
PURSE SNATCHING	31	40	-9	-23%
SHOPLIFTING	337	185	152	82%
FROM MOTOR VEHICLES	573	573	0	0%
MOTOR VEH. PARTS/ACCESSORIES	120	155	-35	-23%
BICYCLES	9	5	4	80%
FROM BUILDINGS	120	131	-11	-8%
FROM COIN OPERATED MACHINES	4	7	-3	-43%
ALL OTHER	194	249	-55	-22%
AUTO THEFT	447	433	14	3%
TOTAL	3,095	3,340	-245	-7%

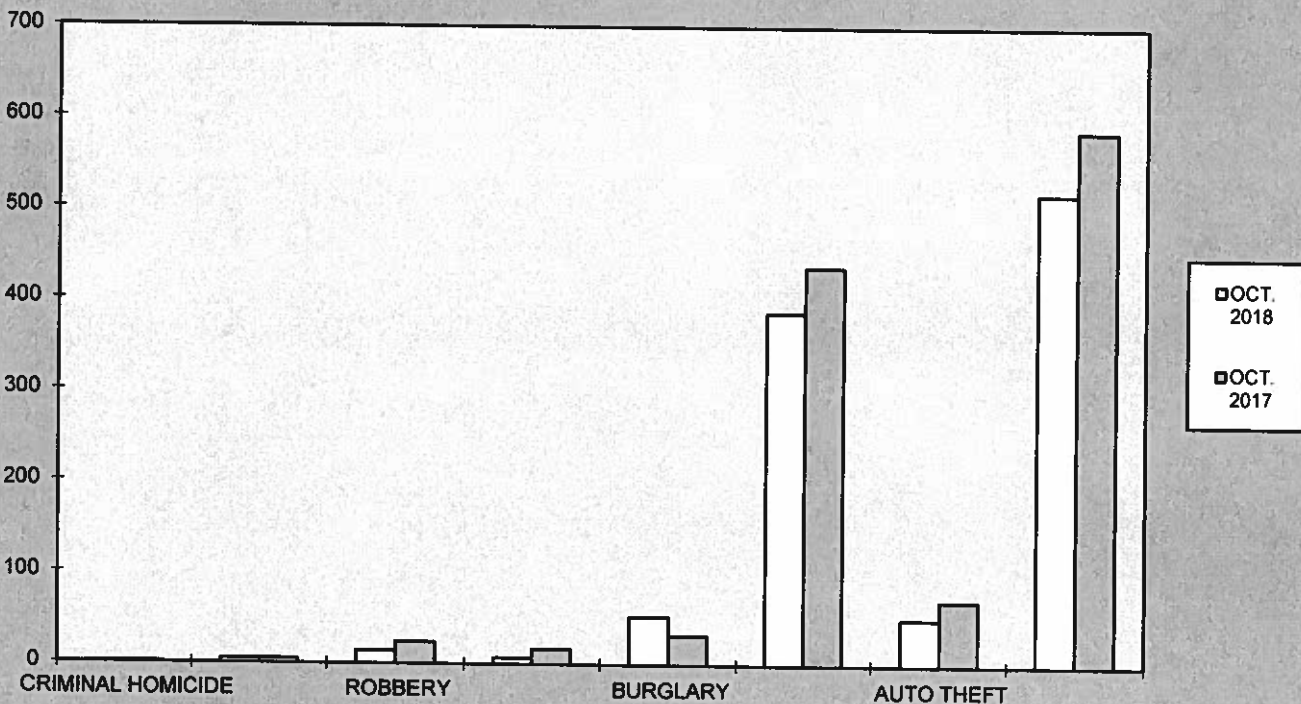
ZONE 1 YEAR TO DATE CRIME COMPARISON



**2018
MONTHLY CRIME COMPARISON**

ZONE 2				
CRIME	OCT. 2018	OCT. 2017	# DIFFERENCE	% DIFFERENCE
CRIMINAL HOMICIDE	1	1	0	0%
RAPE	5	5	0	0%
ROBBERY	14	24	-10	-42%
AGG. ASSAULT	7	17	-10	-59%
BURGLARY	53	32	21	66%
RESIDENCE	26	23	3	13%
NON-RESIDENCE	27	9	18	200%
LARCENY	386	436	-50	-11%
POCKETPICKING	6	3	3	100%
PURSE SNATCHING	4	7	-3	-43%
SHOPLIFTING	76	69	7	10%
FROM MOTOR VEHICLES	221	268	-47	-18%
MOTOR VEH. PARTS/ACCESSORIES	10	8	2	25%
BICYCLES	7	7	0	0%
FROM BUILDINGS	30	31	-1	-3%
FROM COIN OPERATED MACHINES	0	0	0	0%
ALL OTHER	32	43	-11	-26%
AUTO THEFT	51	71	-20	-28%
TOTAL	517	586	-69	-12%

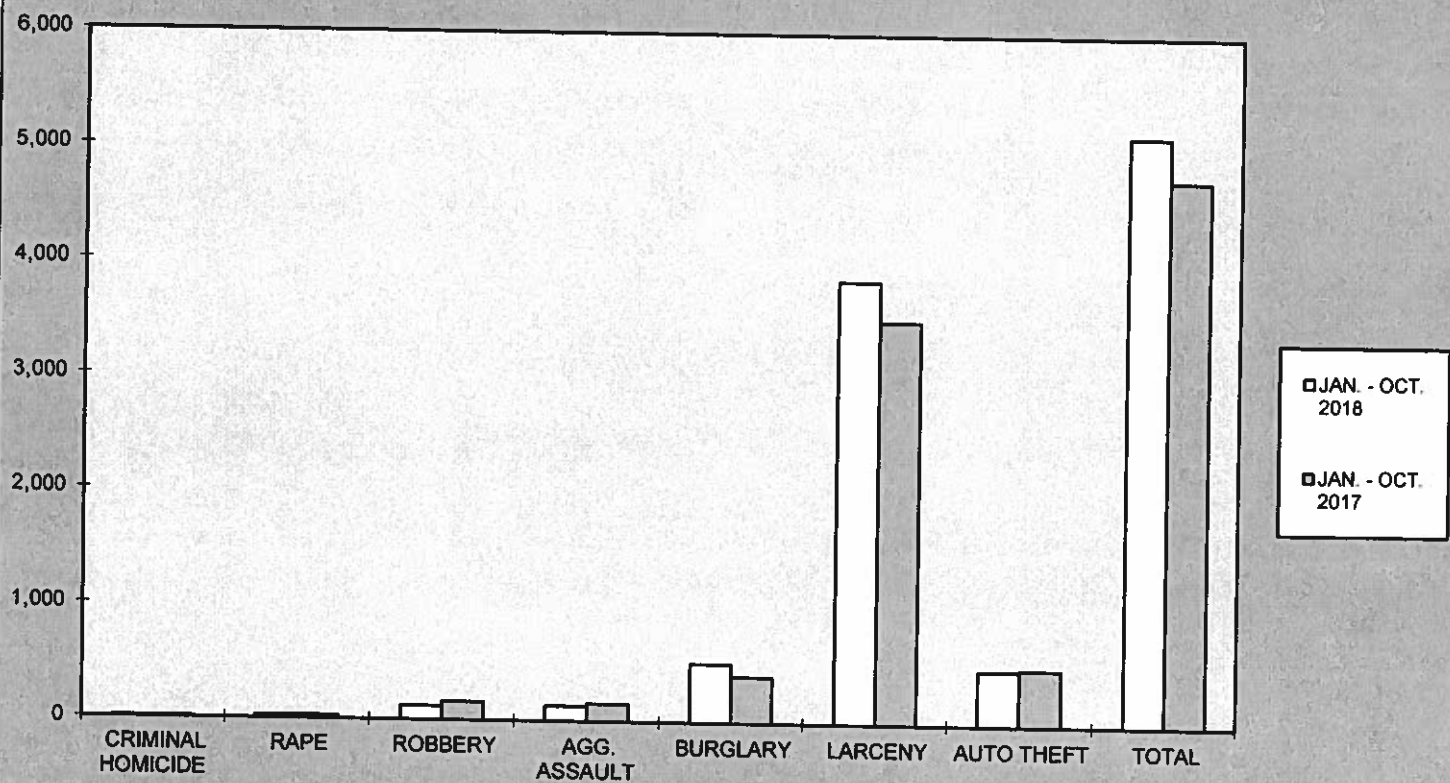
ZONE 2 OCTOBER 2018 VS. OCTOBER 2017 CRIME COMPARISON



**2018
YEAR TO DATE CRIME COMPARISON**

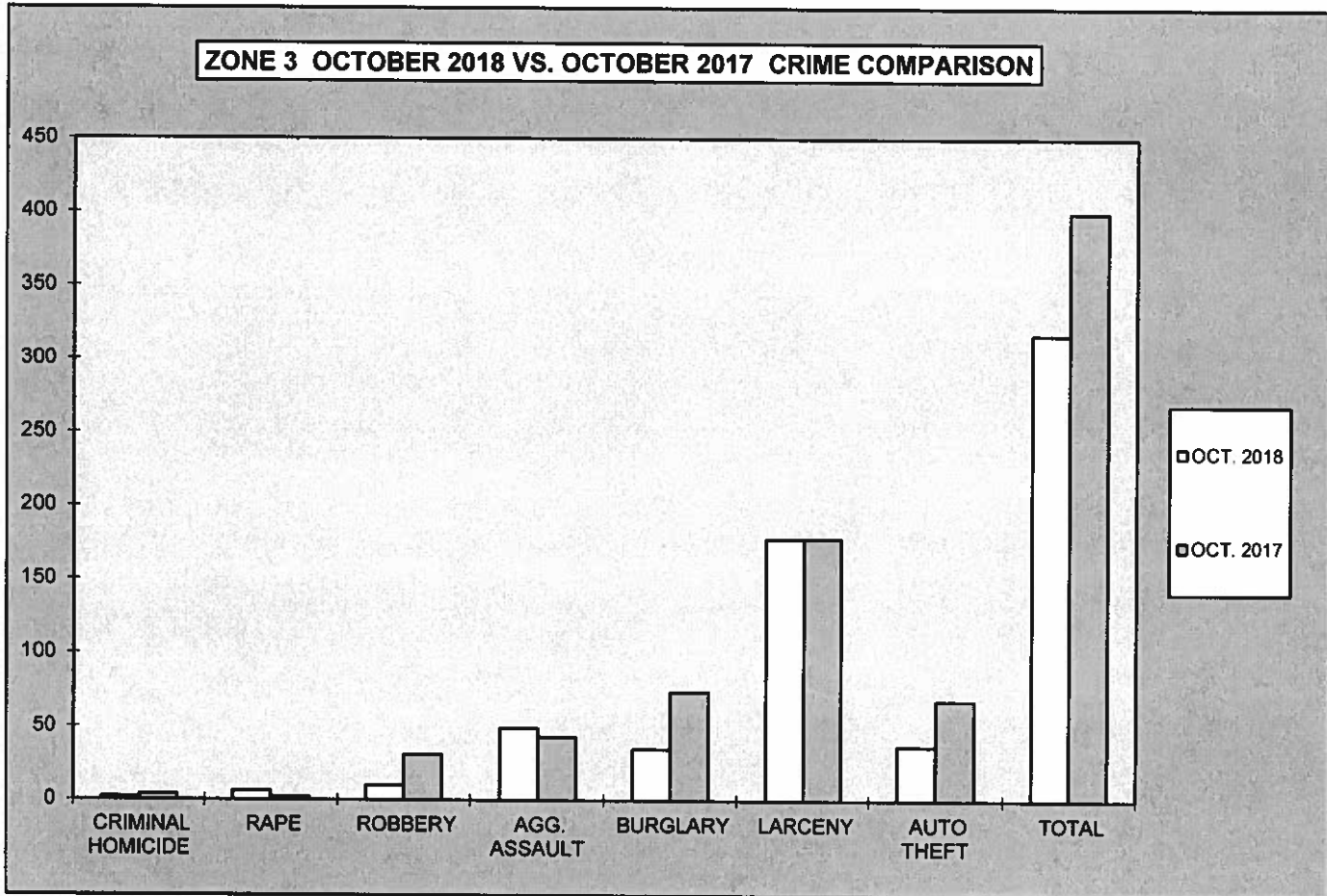
ZONE 2				
CRIME	JAN. - OCT. 2018	JAN. - OCT. 2017	# DIFFERENCE	% DIFFERENCE
CRIMINAL HOMICIDE	9	7	2	29%
RAPE	25	29	-4	-14%
ROBBERY	121	160	-39	-24%
AGG. ASSAULT	132	153	-21	-14%
BURGLARY	514	404	110	27%
RESIDENCE	294	266	28	11%
NON-RESIDENCE	220	138	82	59%
LARCENY	3,853	3,506	347	10%
POCKETPICKING	24	29	-5	-17%
PURSE SNATCHING	22	25	-3	-12%
SHOPLIFTING	751	757	-6	-1%
FROM MOTOR VEHICLES	2,277	1,933	344	18%
MOTOR VEH. PARTS/ACCESSORIES	103	93	10	11%
BICYCLES	45	34	11	32%
FROM BUILDINGS	289	263	26	10%
FROM COIN OPERATED MACHINES	0	0	0	0%
ALL OTHER	342	372	-30	-8%
AUTO THEFT	476	492	-16	-3%
TOTAL	5,130	4,751	379	8%

ZONE 2 YEAR TO DATE CRIME COMPARISON



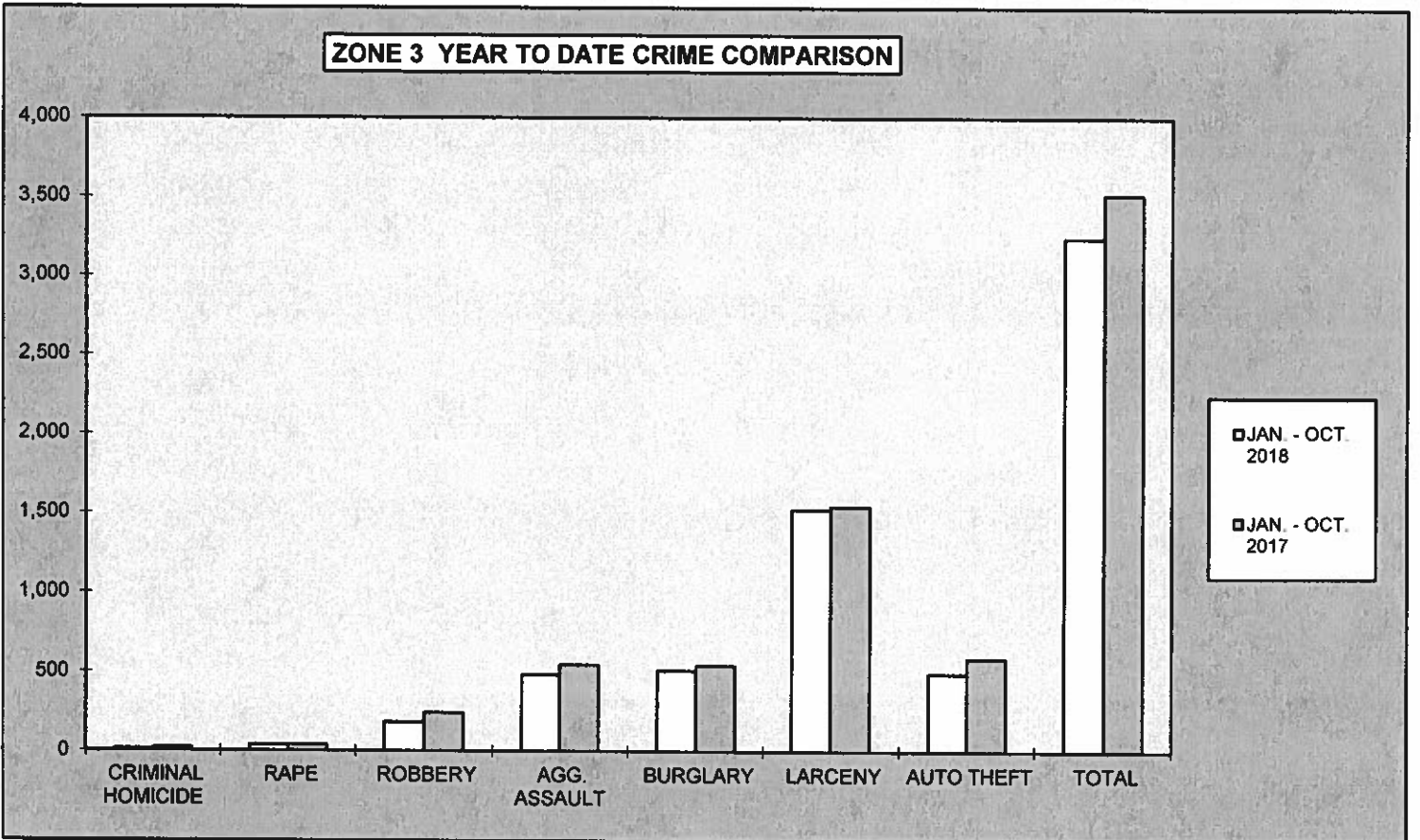
**2018
MONTHLY CRIME COMPARISON**

ZONE 3					
CRIME	OCT. 2018	OCT. 2017	# DIFFERENCE	% DIFFERENCE	
CRIMINAL HOMICIDE	2	4	-2	-50%	
RAPE	6	2	4	200%	
ROBBERY	10	31	-21	-68%	
AGG. ASSAULT	49	43	6	14%	
BURGLARY	35	74	-39	-53%	
RESIDENCE	33	63	-30	-48%	
NON-RESIDENCE	2	11	-9	-82%	
LARCENY	178	178	0	0%	
POCKETPICKING	0	0	0	0%	
PURSE SNATCHING	7	7	0	0%	
SHOPLIFTING	24	20	4	20%	
FROM MOTOR VEHICLES	86	99	-13	-13%	
MOTOR VEH. PARTS/ACCESSORIES	20	8	12	150%	
BICYCLES	0	1	-1	-100%	
FROM BUILDINGS	16	11	5	45%	
FROM COIN OPERATED MACHINES	0	0	0	0%	
ALL OTHER	25	32	-7	-22%	
AUTO THEFT	37	68	-31	-46%	
TOTAL	317	400	-83	-21%	



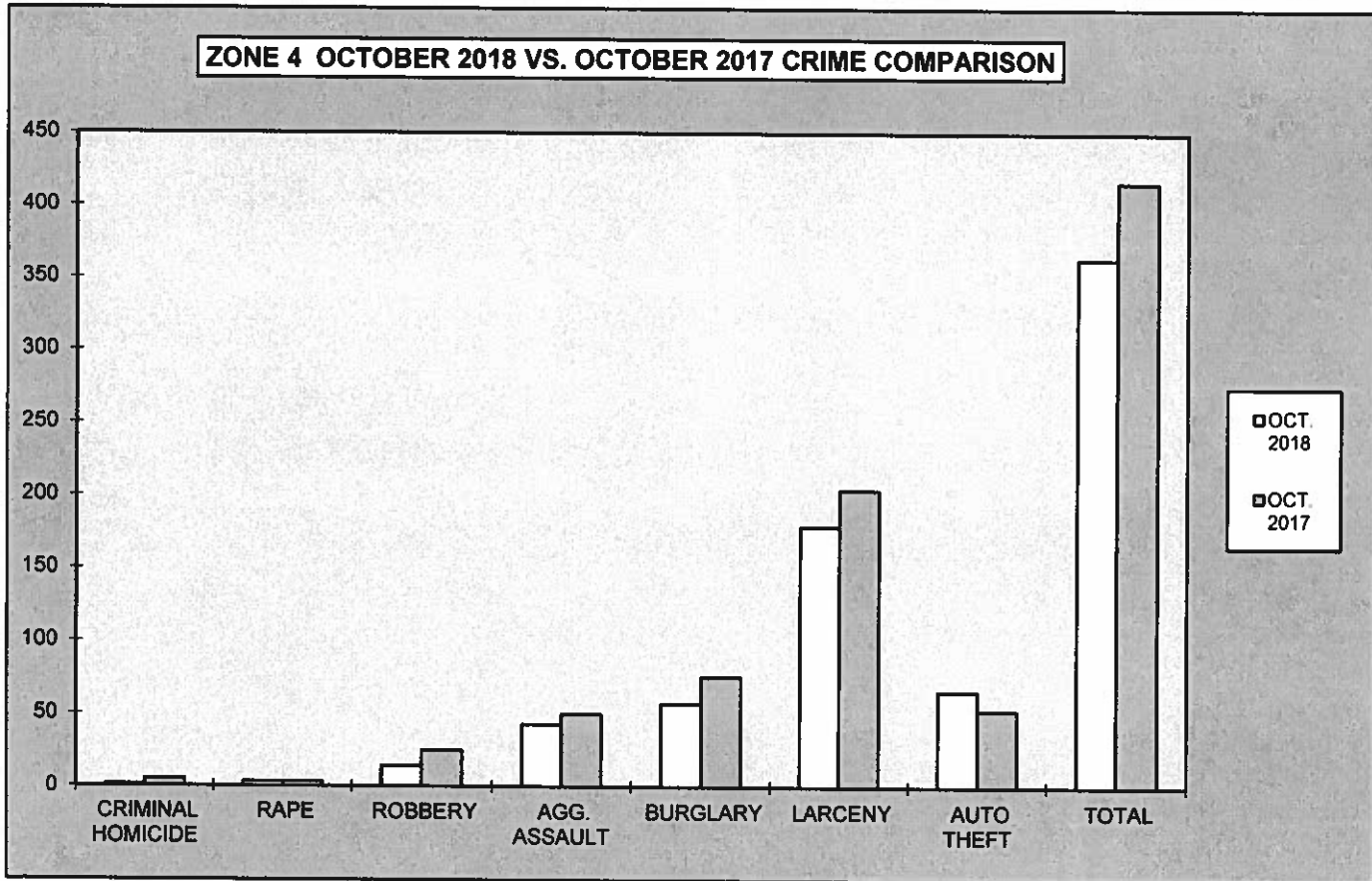
**2018
YEAR TO DATE CRIME COMPARISON**

ZONE 3				
CRIME	JAN - OCT 2018	JAN - OCT 2017	# DIFFERENCE	% DIFFERENCE
CRIMINAL HOMICIDE	12	18	-6	-33%
RAPE	38	39	-1	-3%
ROBBERY	182	241	-59	-24%
AGG. ASSAULT	482	546	-64	-12%
BURGLARY	511	541	-30	-6%
RESIDENCE	395	423	-28	-7%
NON-RESIDENCE	116	118	-2	-2%
LARCENY	1,525	1,544	-19	-1%
POCKETPICKING	3	2	1	50%
PURSE SNATCHING	27	30	-3	-10%
SHOPLIFTING	134	131	3	2%
FROM MOTOR VEHICLES	753	771	-18	-2%
MOTOR VEH. PARTS/ACCESSORIES	178	153	25	16%
BICYCLES	17	13	4	31%
FROM BUILDINGS	123	119	4	3%
FROM COIN OPERATED MACHINES	1	1	0	0%
ALL OTHER	289	324	-35	-11%
AUTO THEFT	492	588	-96	-16%
TOTAL	3,242	3,517	-275	-8%



**2018
MONTHLY CRIME COMPARISON**

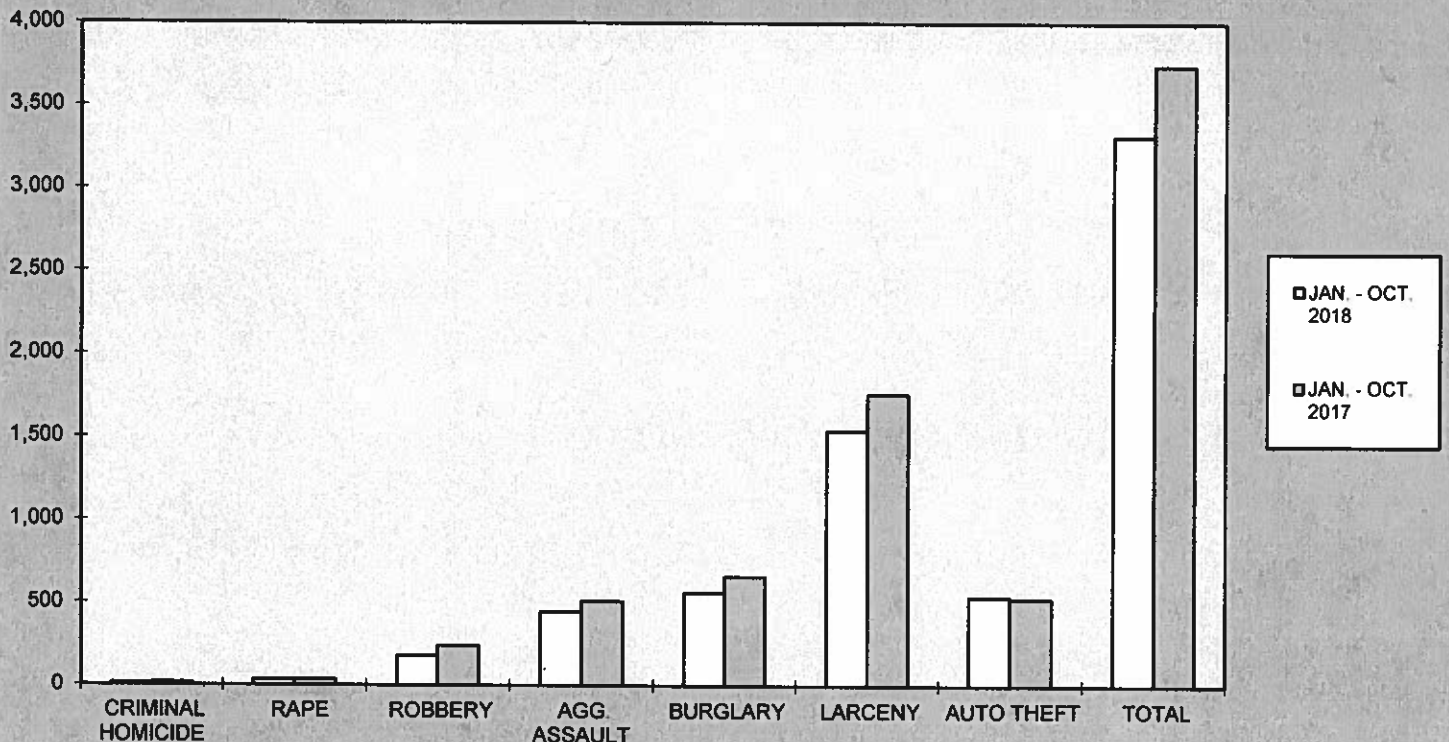
ZONE 4				
CRIME	OCT 2018	OCT 2017	# DIFFERENCE	% DIFFERENCE
CRIMINAL HOMICIDE	1	5	-4	-80%
RAPE	3	3	0	0%
ROBBERY	14	25	-11	-44%
AGG. ASSAULT	43	50	-7	-14%
BURGLARY	57	76	-19	-25%
RESIDENCE	47	67	-20	-30%
NON-RESIDENCE	10	9	1	11%
LARCENY	179	204	-25	-12%
POCKETPICKING	0	2	-2	-100%
PURSE SNATCHING	11	3	8	267%
SHOPLIFTING	26	22	4	18%
FROM MOTOR VEHICLES	97	114	-17	-15%
MOTOR VEH. PARTS/ACCESSORIES	10	21	-11	-52%
BICYCLES	0	1	-1	-100%
FROM BUILDINGS	12	12	0	0%
FROM COIN OPERATED MACHINES	1	0	1	100%
ALL OTHER	22	29	-7	-24%
AUTO THEFT	66	53	13	25%
TOTAL	363	416	-53	-13%



**2018
YEAR TO DATE CRIME COMPARISON**

ZONE 4				
CRIME	JAN -OCT 2018	JAN -OCT 2017	# DIFFERENCE	% DIFFERENCE
CRIMINAL HOMICIDE	13	14	-1	-7%
RAPE	35	35	0	0%
ROBBERY	180	240	-60	-25%
AGG. ASSAULT	444	509	-65	-13%
BURGLARY	562	659	-97	-15%
RESIDENCE	444	540	-96	-18%
NON-RESIDENCE	118	119	-1	-1%
LARCENY	1,539	1,759	-220	-13%
POCKETPICKING	4	7	-3	-43%
PURSE SNATCHING	32	47	-15	-32%
SHOPLIFTING	217	239	-22	-9%
FROM MOTOR VEHICLES	797	904	-107	-12%
MOTOR VEH. PARTS/ACCESSORIES	107	117	-10	-9%
BICYCLES	11	14	-3	-21%
FROM BUILDINGS	107	121	-14	-12%
FROM COIN OPERATED MACHINES	2	1	1	100%
ALL OTHER	262	309	-47	-15%
AUTO THEFT	539	526	13	2%
TOTAL	3,312	3,742	-430	-11%

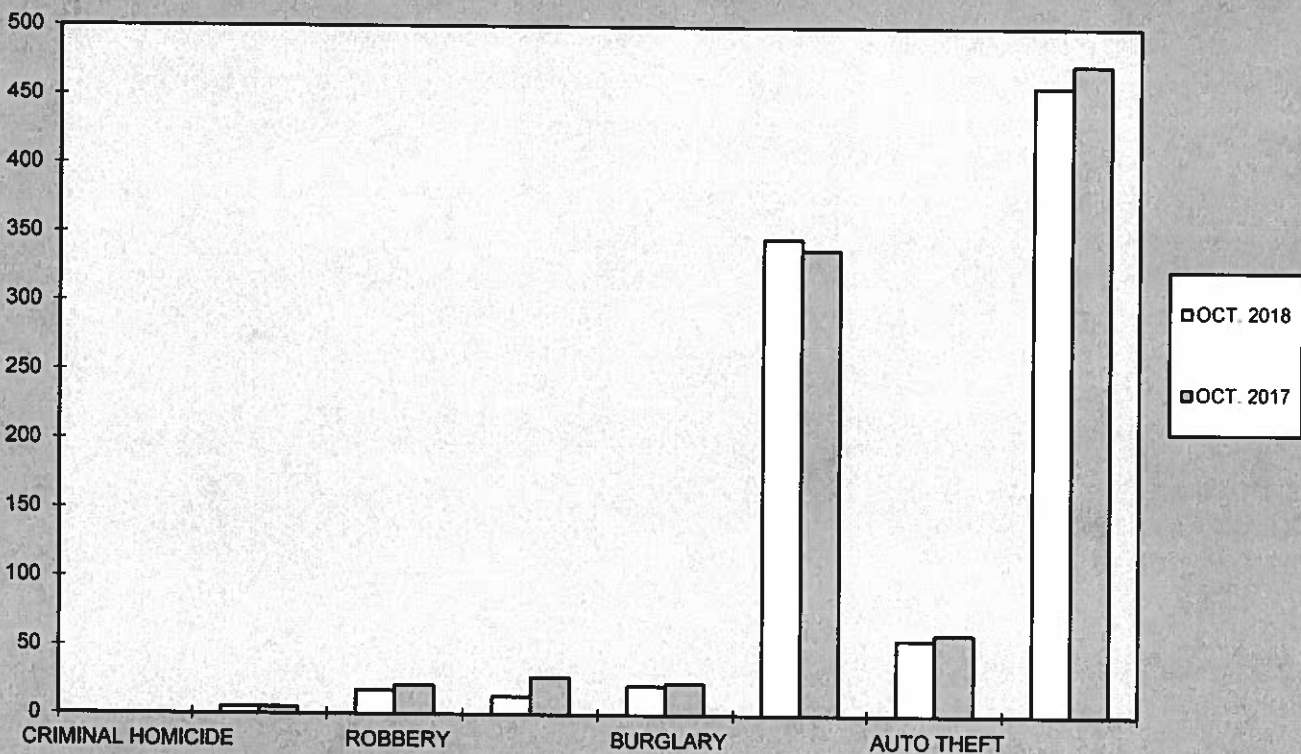
ZONE 4 YEAR TO DATE CRIME COMPARISON



**2018
MONTHLY CRIME COMPARISON**

ZONE 5				
CRIME	OCT. 2018	OCT. 2017	# DIFFERENCE	% DIFFERENCE
CRIMINAL HOMICIDE	0	0	0	0%
RAPE	5	5	0	0%
ROBBERY	17	21	-4	-19%
AGG. ASSAULT	13	27	-14	-52%
BURGLARY	21	23	-2	-9%
RESIDENCE	11	15	-4	-27%
NON-RESIDENCE	10	8	2	25%
LARCENY	346	338	8	2%
POCKETPICKING	3	2	1	50%
PURSE SNATCHING	7	13	-6	-46%
SHOPLIFTING	39	23	16	70%
FROM MOTOR VEHICLES	217	203	14	7%
MOTOR VEH. PARTS/ACCESSORIES	18	9	9	100%
BICYCLES	16	9	7	78%
FROM BUILDINGS	31	43	-12	-28%
FROM COIN OPERATED MACHINES	0	1	-1	-100%
ALL OTHER	15	35	-20	-57%
AUTO THEFT	55	59	-4	-7%
TOTAL	457	473	-16	-3%

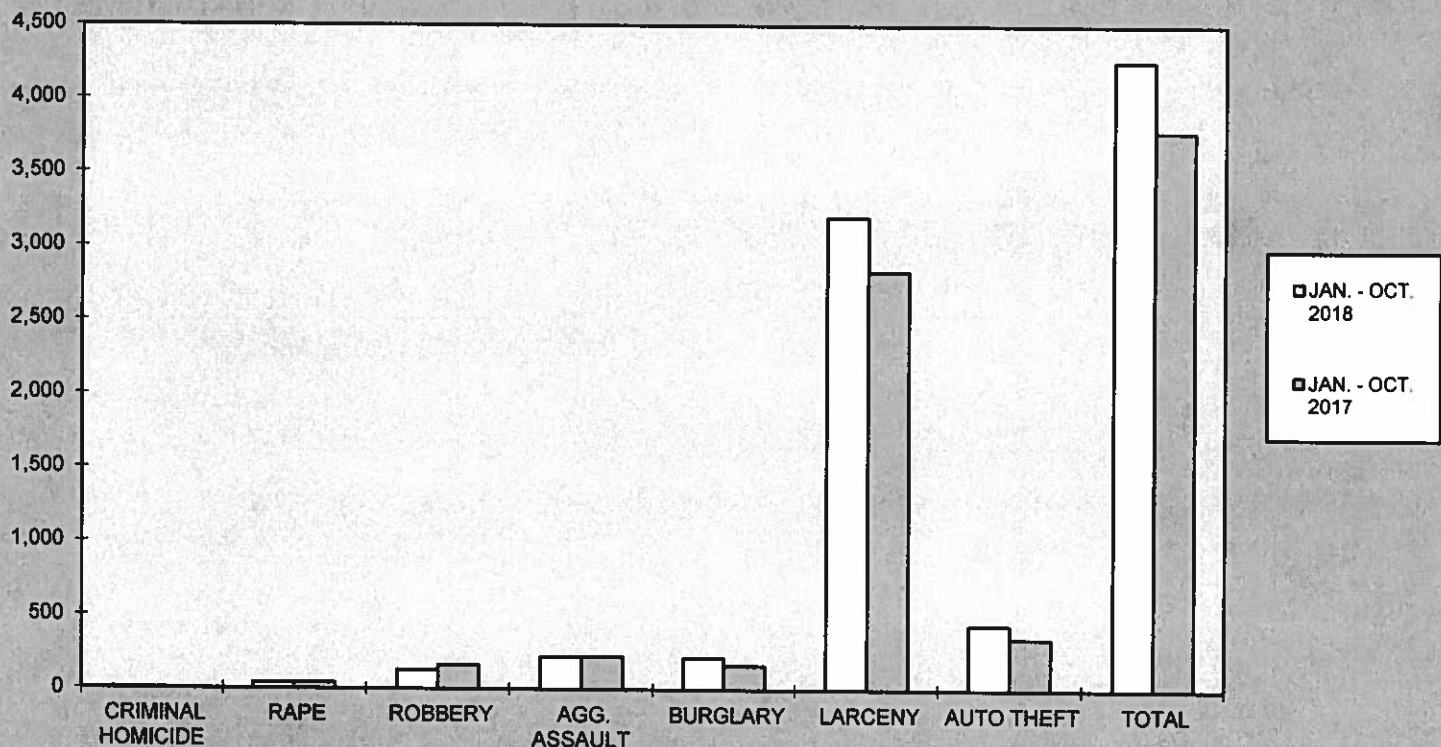
ZONE 5 OCTOBER 2018 VS. OCTOBER 2017 CRIME COMPARISON



**2018
YEAR TO DATE CRIME COMPARISON**

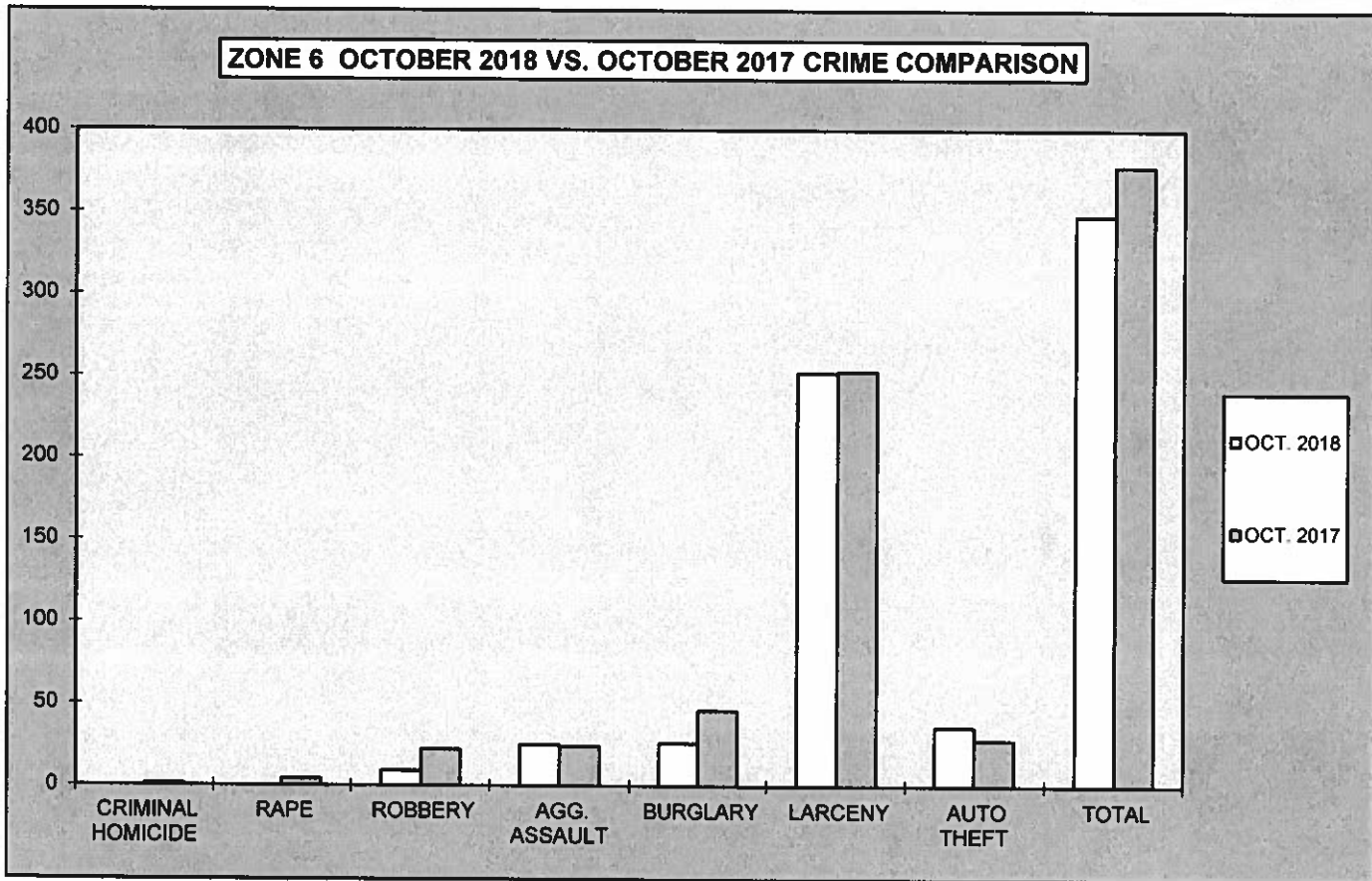
ZONE 5				
CRIME	JAN. -OCT. 2018	JAN. -OCT. 2017	# DIFFERENCE	% DIFFERENCE
CRIMINAL HOMICIDE	7	5	2	40%
RAPE	41	41	0	0%
ROBBERY	130	161	-31	-19%
AGG. ASSAULT	221	224	-3	-1%
BURGLARY	216	164	52	32%
RESIDENCE	130	89	41	46%
NON-RESIDENCE	86	75	11	15%
LARCENY	3,202	2,836	366	13%
POCKETPICKING	17	18	-1	-6%
PURSE SNATCHING	46	49	-3	-6%
SHOPLIFTING	255	256	-1	0%
FROM MOTOR VEHICLES	2,048	1,693	355	21%
MOTOR VEH. PARTS/ACCESSORIES	94	104	-10	-10%
BICYCLES	102	72	30	42%
FROM BUILDINGS	385	382	3	1%
FROM COIN OPERATED MACHINES	3	3	0	0%
ALL OTHER	252	259	-7	-3%
AUTO THEFT	439	351	88	25%
TOTAL	4,256	3,782	474	13%

ZONE 5 YEAR TO DATE CRIME COMPARISON



**2018
MONTHLY CRIME COMPARISON**

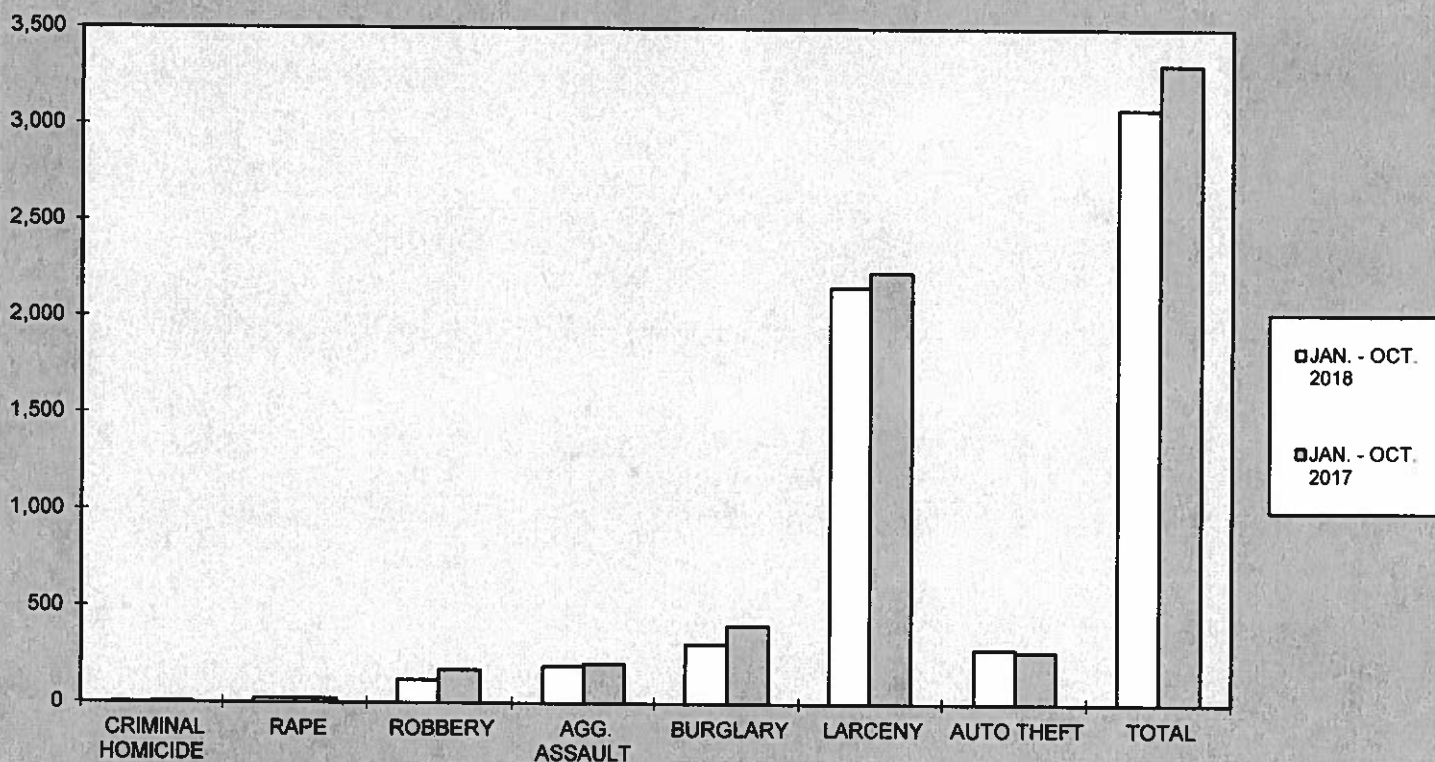
ZONE 6					
CRIME	OCT. 2018	OCT. 2017	# DIFFERENCE	% DIFFERENCE	
CRIMINAL HOMICIDE	0	1	-1	-100%	
RAPE	0	4	-4	-100%	
ROBBERY	9	22	-13	-59%	
AGG. ASSAULT	25	24	1	4%	
BURGLARY	26	46	-20	-43%	
RESIDENCE	23	41	-18	-44%	
NON-RESIDENCE	3	5	-2	-40%	
LARCENY	252	253	-1	0%	
POCKETPICKING	1	1	0	0%	
PURSE SNATCHING	2	4	-2	-50%	
SHOPLIFTING	32	33	-1	-3%	
FROM MOTOR VEHICLES	153	161	-8	-5%	
MOTOR VEH. PARTS/ACCESSORIES	17	3	14	467%	
BICYCLES	9	7	2	29%	
FROM BUILDINGS	16	9	7	78%	
FROM COIN OPERATED MACHINES	0	0	0	0%	
ALL OTHER	22	35	-13	-37%	
AUTO THEFT	36	28	8	29%	
TOTAL	348	378	-30	-8%	



**2018
YEAR TO DATE CRIME COMPARISON**

ZONE 6				
CRIME	JAN. - OCT. 2018	JAN. - OCT. 2017	# DIFFERENCE	% DIFFERENCE
CRIMINAL HOMICIDE	3	5	-2	-40%
RAPE	21	21	0	0%
ROBBERY	120	172	-52	-30%
AGG. ASSAULT	191	204	-13	-6%
BURGLARY	308	406	-98	-24%
RESIDENCE	229	314	-85	-27%
NON-RESIDENCE	79	92	-13	-14%
LARCENY	2,156	2,233	-77	-3%
POCKETPICKING	7	8	-1	-13%
PURSE SNATCHING	17	25	-8	-32%
SHOPLIFTING	371	384	-13	-3%
FROM MOTOR VEHICLES	1,283	1,250	33	3%
MOTOR VEH. PARTS/ACCESSORIES	67	66	1	2%
BICYCLES	82	83	-1	-1%
FROM BUILDINGS	110	115	-5	-4%
FROM COIN OPERATED MACHINES	1	3	-2	-67%
ALL OTHER	218	299	-81	-27%
AUTO THEFT	284	272	12	4%
TOTAL	3,083	3,313	-230	-7%

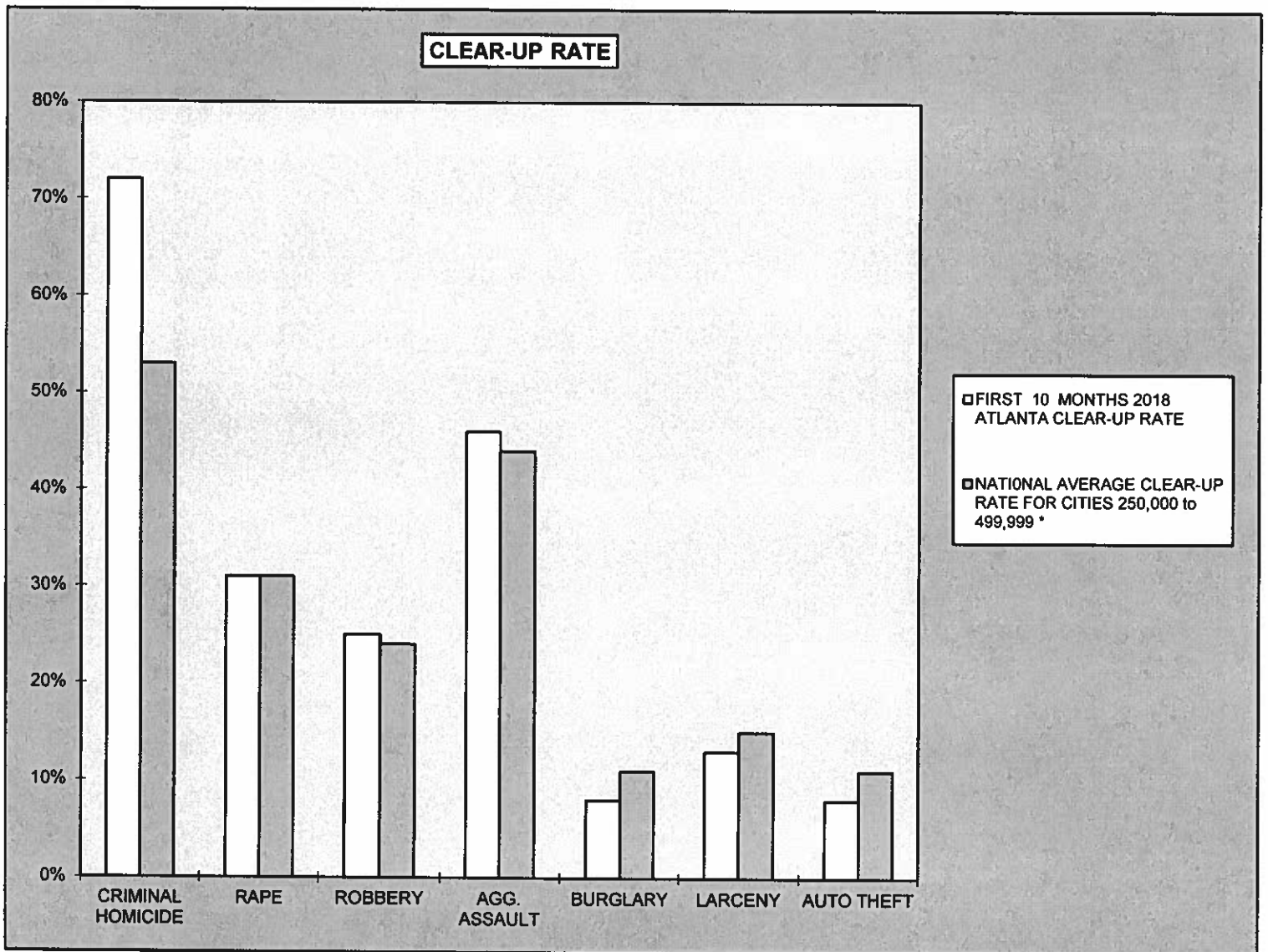
ZONE 6 YEAR TO DATE CRIME COMPARISON




**2018
CRIME COMPARISON
CLEAR-UP RATE**

CRIME	FIRST 10 MONTHS 2018 ATLANTA CLEAR-UP RATE	NATIONAL AVERAGE CLEAR-UP RATE FOR CITIES 250,000 to 499,999 *
CRIMINAL HOMICIDE	72%	53%
RAPE	31%	31%
ROBBERY	25%	24%
AGG. ASSAULT	46%	44%
BURGLARY	8%	11%
LARCENY	13%	15%
AUTO THEFT	8%	11%

* National Average for Cities 250,000 to 499,999 Based on Latest Annual (2017) FBI Uniform Crime Report



APD



The Atlanta Airport
UNIFORM CRIME REPORTING



OCTOBER 2018

SUPPORT SERVICES DIVISION
INFORMATION SERVICES SECTION

RETURN A - MONTHLY RETURN OF OFFENSES KNOWN TO THE POLICE

1-720b (Rev. 8-30-94)
OMB No. 1110-0001

This report is authorized by law Title 28, Section 534, U.S. Code. While you are not required to respond, your cooperation in forwarding this report by the 7th day after the close of the month to Uniform Crime Reports, Federal Bureau of Investigation, Washington, D.C. 20535, will assist in compiling comprehensive, accurate national crime figures on a timely basis.

1	2	3	4	5	6
CLASSIFICATION OF OFFENSES	OFFENSES REPORTED OR KNOWN TO POLICE (INCLUDE "UNFOUNDED" AND ATTEMPTS)	UNFOUNDED, I.E., FALSE OR BASELESS COMPLAINTS	NUMBER OF ACTUAL OFFENSES (COLUMN 2 MINUS COLUMN 3) INCLUDE ATTEMPTS	TOTAL OFFENSES CLEARED BY ARREST OR EXCEPTIONAL MEANS (INCLUDES COL. 6)	NUMBER OF CLEARANCES INVOLVING ONLY PERSONS UNDER 18 YEARS OF AGE
1. CRIMINAL HOMICIDE					
a. MURDER AND NONNEGLIGENT HOMICIDE	11 0	0	0	0	0
b. MANSLAUGHTER BY NEGLIGENCE	12				
2. FORCIBLE RAPE TOTAL	20	0	0	0	0
a. Rape by Force	21 0	0	0	0	0
b. Attempts to commit Forcible Rape	22 0	0	0	0	0
3. ROBBERY TOTAL	30	0	0	0	0
a. Firearm	31 0	0	0	0	0
b. Knife or Cutting Instrument	32 0	0	0	0	0
c. Other Dangerous Weapon	33 0	0	0	0	0
d. Strong-Arm (Hands, Fists, Feet, etc.)	34 0	0	0	0	0
4. ASSAULT TOTAL	40	4	0	4	2
a. Firearm	41 0	0	0	0	0
b. Knife or cutting instrument	42 0	0	0	0	0
c. Other Dangerous Weapon	43 0	0	0	0	0
d. Strong-Arm	44 0	0	0	0	0
e. Other Assaults - Simple, Not Aggravated	45 4	0	4	2	0
5. BURGLARY TOTAL	50	0	0	0	0
a. Forcible Entry	51 0	0	0	0	0
b. Unlawful Entry - No Force	52 0	0	0	0	0
c. Attempted Forcible Entry	53 0	0	0	0	0
6. LARCENY THEFT TOTAL (except Motor Vehicle Theft)	60	14	5	9	1
7. MOTOR VEHICLE THEFT TOTAL	70	15	0	15	3
a. Autos	71 15	0	15	3	0
b. Trucks and Buses	72 0	0	0	0	0
c. Other Vehicles	73 0	0	0	0	0
GRAND TOTAL	77	33	5	28	6

CHECKING ANY OF THE APPROPRIATE BLOCKS BELOW WILL ELIMINATE YOUR NEED TO SUBMIT REPORTS WHEN THE VALUES ARE ZERO. THIS WILL ALSO AID THE NATIONAL PROGRAM IN ITS QUALITY CONTROL EFFORTS.

NO SUPPLEMENTARY HOMICIDE REPORT SUBMITTED SINCE NO MURDERS, JUSTIFIABLE HOMICIDES, OR MANSLAUGHTER BY NEGLIGENCE OCCURRED IN THIS JURISDICTION DURING THE MONTH.

NO SUPPLEMENT TO RETURN A REPORT SINCE NO CRIME OFFENSES OR RECOVERY OF PROPERTY REPORTED DURING THE MONTH.

NO LAW ENFORCEMENT OFFICERS KILLED OR ASSAULTED REPORT SINCE NONE OF THE OFFICERS WERE ASSAULTED OR KILLED DURING THE MONTH.

NO AGE, SEX, AND RACE OF PERSONS ARRESTED UNDER 18 YEARS OF AGE REPORT SINCE NO ARRESTS OF PERSONS WITHIN THIS AGE GROUP.

NO AGE, SEX, AND RACE OF PERSONS ARRESTED 18 YEARS OF AGE AND OVER REPORT SINCE NO ARRESTS OF PERSONS WITHIN THIS AGE GROUP.

NO MONTHLY RETURN OF ARSON OFFENSES KNOWN TO LAW ENFORCEMENT REPORT SINCE NO ARSONS OCCURRED.

DO NOT USE THIS SPACE

INITIALS

RECORDED

EDITED

ENTERED

ADJUSTED

CUMMIS

* TOTALS INCLUDE PREVIOUS OFFENSES

OCTOBER 2018

Month and Year of Report

GA 060240X

Agency Identifier

NOVEMBER 13, 2018

Date

ATLANTA AIRPORT POLICE - GEORGIA

Agency and State

Prepared By
[Signature]
LIEUTENANT
Title
CHIEF
Chief, Commissioner, Sheriff, or Superintendent

PROPERTY STOLEN BY CLASSIFICATION

CLASSIFICATION	Number of Actual (Column 4)	Offenses Return A)	Monetary Value of Property Stolen
1. MURDER AND NONNEGLIGENT MANSLAUGHTER	12	0	0.00
2. FORCIBLE RAPE	20	0	0.00
3. ROBBERY			
(a) HIGHWAY (streets, alleys, etc.)	31	0	0.00
(b) COMMERCIAL HOUSE (except c, d, and f)	32	0	0.00
(c) GAS OR SERVICE STATION	33	0	0.00
(d) CONVENIENCE STORE	34	0	0.00
(e) RESIDENCE (anywhere on premises)	35	0	0.00
(f) BANK	36	0	0.00
(g) MISCELLANEOUS	37	0	0.00
TOTAL ROBBERY	30	0	\$ 0.00
5. BURGLARY - BREAKING OR ENTERING			
(a) RESIDENCE (dwelling)			
(1) NIGHT (6 p.m. - 6 a.m.)	51	0	0.00
(2) DAY (6 a.m. - 6 p.m.)	52	0	0.00
(3) UNKNOWN	53	0	0.00
(b) NON-RESIDENCE (store, office, etc.)			
(1) NIGHT (6 p.m. - 6 a.m.)	54	0	0.00
(2) DAY (6 a.m. - 6 p.m.)	55	0	0.00
(3) UNKNOWN	56	0	0.00
TOTAL BURGLARY	50	0	\$ 0.00
6. LARCENY - THEFT (Except Motor Vehicle Theft)			
(a) \$200 AND OVER	61	6	22,311.00
(b) \$50 TO \$200	62	0	116.00
(c) UNDER \$50	63	3	2.00
TOTAL LARCENY (Same as Item 6X)	60	9	\$ 22,429.00
7. MOTOR VEHICLE THEFT (Include Alleged Joy Ride)	70	15	280,006.00
GRAND TOTAL - ALL ITEMS	77	24	\$ 302,435.00
ADDITIONAL ANALYSIS OF LARCENY AND MOTOR VEHICLE THEFT			
6X. NATURE OF LARCENIES UNDER ITEM 6			
(a) POCKET-PICKING	81	0	0.00
(b) PURSE-SNATCHING	82	0	0.00
(c) SHOPLIFTING	83	0	0.00
(d) FROM MOTOR VEHICLES (except e)	84	2	257.00
(e) MOTOR VEHICLE PARTS AND ACCESSORIES	85	1	12,000.00
(f) BICYCLES	86	0	0.00
(g) FROM BUILDING (except c and h)	87	1	662.00
(h) FROM ANY COIN-OPERATED MACHINES (parking meters, etc.)	88	0	0.00
(i) ALL OTHER	89	5	9,510.00
TOTAL LARCENIES (Same as Item 6)	80	9	\$ 22,429.00
7X. MOTOR VEHICLES RECOVERED			
(a) STOLEN LOCALLY AND RECOVERED LOCALLY	91	5	
(b) STOLEN LOCALLY AND RECOVERED BY OTHER JURISDICTIONS	92	0	
(c) TOTAL LOCALLY STOLEN MOTOR VEHICLES RECOVERED (a & b)	93	5	
(d) STOLEN IN OTHER JURISDICTIONS AND RECOVERED LOCALLY	90	4	

**SUPPLEMENT TO RETURN A
MONTHLY RETURN OF OFFENSES KNOWN TO THE POLICE**

1-706 (Rev.8-30-94)
Form Approved
OMB No. 1110-0007

This report is authorized by law, Title 28, Section 534, U. S. Code. While you are not required to respond, your cooperation in submitting this report with the Return A will assist the FBI in compiling comprehensive, accurate figures on a timely basis.

This form deals with the nature of crime and the monetary value of property stolen and recovered. The total offenses recorded on the form should be the same as the number of actual offenses listed in Column 4 of the Return A for each crime class. Include attempted crimes on this form, but do not include unfounded offenses. If you cannot complete the report in all areas, please record as much information as is available. Tally sheets will be sent upon request.

PROPERTY BY TYPE AND VALUE

Type of Property (1)	Data Entry	Monetary Value of Property Stolen in Your Jurisdiction	
		Stolen (2)	Recovered (3)
(A) Currency, Notes, Etc.	01	\$ 11,905.00	0.00
(B) Jewelry and Precious Metals	02	-300.00 *	0.00
(C) Clothing and Furs	03	-3,807.00 *	0.00
(D) Locally Stolen Motor Vehicles	04	280,006.00	55,003.00
(E) Office Equipment	05	0.00	0.00
(F) Televisions, Radios, Stereos, Etc.	06	720.00	0.00
(G) Firearms	07	0.00	0.00
(H) Household Goods	08	0.00	0.00
(I) Consumable Goods	09	100.00	0.00
(J) Livestock	10	0.00	0.00
(K) Miscellaneous	11	13,811.00	0.00
TOTAL	00	\$ 302,435.00	\$ 55,003.00

The total of this column should agree with the Grand Total (DATA ENTRY 77) shown on page 2.

Include in this column all property recovered even though stolen in prior months. The above is an accounting for only that property stolen in your jurisdiction. This will include property recovered for you by other jurisdictions, but not property you recover for them.

NOVEMBER 13, 2018

DATE

[Signature]

LIEUTENANT

PREPARED BY

TITLE

[Signature]

CHIEF

CHIEF, COMMISSIONER, SHERIFF OR SUPERINTENDENT

OCTOBER 2018

Month and Year of Report

GA 060240X

Agency Identifier

ATLANTA AIRPORT POLICE - GEORGIA

Agency and State

LAW ENFORCEMENT OFFICERS KILLED OR ASSAULTED

It is requested this report be completed and transmitted with monthly crime reports to: Director, Federal Bureau of Investigation, Uniform Crime Reports, Washington, D. C. 20535. This form should be used to report the number of your officers who were assaulted or killed in the line of duty during the month. Additional information concerning officers killed will be requested by a separate questionnaire.

OFFICERS KILLED Number of your law enforcement officers killed in the line of duty this month.	By felonious act	0
	By accident or negligence	0

Officers Assaulted (Do not include officers killed) - See other side for instructions.

Type of Activity	Total Assaults by Weapon A	Type of Weapon				Two-Officer Vehicle F	Type of Assignment						Police Assaults Cleared M
		Firearm B	Knife or Other Cutting Instrument C	Other Dangerous Weapon D	Hands, Fists, Feet, etc. E		One-Officer Vehicle		Detective or Special Assign.		Other		
							Alone G	As-sisted H	Alone I	As-sisted J	Alone K	As-sisted L	
1. Responding to "Disturbance" calls (family quarrels, man with gun, etc.)	0												
2. Burglaries in progress or pursuing burglary suspects	0												
3. Robberies in progress or pursuing robbery suspects	0												
4. Attempting other arrests	0												
5. Civil disorder (riot, mass disobedience)	0												
6. Handling, transporting, custody of prisoners	1				1		1						1
7. Investigating suspicious persons or circumstances	0												
8. Ambush - no warning	0												
9. Mentally deranged	0												
10. Traffic pursuits and stops	0												
11. All Other	0												
12. TOTAL (1-11)	1	0	0	0	1	0	1	0	0	0	0	0	1
13. Number with personal injury	0												
14. Number without personal injury	1				1								
15. Time of assaults	AM												
	PM				1								

DO NOT WRITE HERE

Recorded	Initials
Edited	
Punched	
Verified	
Adjusted	
DOJ/FBI	

12:01 2:00 4:00 6:00 8:00 10:00 12:00

OCTOBER 2018
Month and Year
ATLANTA AIRPORT POLICE
Agency

GA 060240X
Agency Identifier
GEORGIA
State

[Signature]
Prepared by
LIEUTENANT
Title
CHIEF
Chief, Sheriff, Commissioner, Superintendent

CLASSIFICATION OF OFFENSES	SEX	AGE					TOTAL	RACE					ETHNIC				
		0 9	10 12	13 14	15	16		White	Black	Native Amer.	Asian/Pacific	Whi. Hispanic	Blck Hispanic				
Murder/Nonnegligent Manslaughter	M						0										
	F						0										
Manslaughter by Negligence	M						0										
	F						0										
Forcible Rape	M						0										
	F						0										
Robbery	M						0										
	F						0										
Aggravated Assault	M						0										
	F						0										
Burglary- Breaking or Entering	M						0										
	F						0										
Larceny - Theft (except Motor Vehicle Theft)	M						0										
	F						0										
Motor Vehicle Theft	M						0										
	F						0										
Other Assaults	M						0										
	F						0										
Arson	M						0										
	F						0										
Forgery and Counterfeiting	M						0										
	F						0										
Fraud	M						0										
	F						0										
Embezzlement	M						0										
	F						0										
Stolen Property; Buying, Receiving, Possessing	M						0										
	F						0										
Vandalism	M						0										
	F						0										
Weapons	M						0										
	F						0										
Prostitution and Commercialized Vice	M						0										
	F						0										

ATLANTA AIRPORT POLICE
 AGE, SEX, AND RACE OF PERSONS ARRESTED
 16 YEARS OF AGE AND UNDER

MONTH OCTOBER

YEAR 2018

CLASSIFICATION OF OFFENSES	SEX	AGE						TOTAL	RACE				ETHNIC	
		10-12		13-14		15-16			White	Black	Native Amer.	Asian/Pacific	Whi. Hispanic	Blck Hispanic
		09	10-12	13-14	15-16	16								
17 Sex Offenses (except Rape and Prostitution)	M													
	F													
18 Drug Abuse Violations	M	0	0	0	0	0	0	0	0	0	0	0	0	0
	F	0	0	0	0	0	0	0	0	0	0	0	0	0
180 Grand Total	M	0	0	0	0	0	0	0	0	0	0	0	0	0
(1) Sale/Manufacturing Subtotal	F	0	0	0	0	0	0	0	0	0	0	0	0	0
a Opium or Cocaine and their Derivatives	M													
	F													
b Marijuana	M													
	F													
c Synthetic Narcotics	M													
	F													
d Other Dangerous Non-Narcotic Drugs	M													
	F													
185 (2) Possession Subtotal	M	0	0	0	0	0	0	0	0	0	0	0	0	0
	F	0	0	0	0	0	0	0	0	0	0	0	0	0
e Opium or Cocaine and their Derivatives	M													
	F													
f Marijuana	M													
	F													
g Synthetic Narcotics	M													
	F													
h Other Dangerous Non-Narcotic Drugs	M													
	F													
19 Gambling Total	M	0	0	0	0	0	0	0	0	0	0	0	0	0
	F	0	0	0	0	0	0	0	0	0	0	0	0	0
a Bookmaking	M													
	F													
b Numbers and Lottery	M													
	F													
c All Other Gambling	M													
	F													
20 Offenses Against Family and Children	M													
	F													

ATLANTA AIRPORT POLICE
 AGE, SEX, AND RACE OF PERSONS ARRESTED
 16 YEARS OF AGE AND UNDER

MONTH OCTOBER
 YEAR 2018

CLASSIFICATION OF OFFENSES	SEX	AGE					TOTAL	RACE					ETHNIC			
		0 9	10 12	13 14	15	16		White	Black	Native Amer.	Asian/Pacific	Whi. Hispanic	Blk Hispanic			
Driving Under the Influence	M					0										
	F					0										
Liquor Laws	M					0										
	F					0										
Drunkenness	M					0										
	F					0										
Disorderly Conduct	M					0										
	F					0										
Vagrancy	M					0										
	F					0										
All Other Offenses (except Traffic)	M					0										
	F					0										
Suspicion	M					0										
	F					0										
Curfew and Loitering	M					0										
	F					0										
Run-Aways	M					0										
	F					0										
Total						0	0	0	0	0	0	0	0	0	0	0

OCTOBER 2018
 Month and Year of Report

GA 060240X
 Agency Identifier

NOVEMBER 13, 2018
 Date

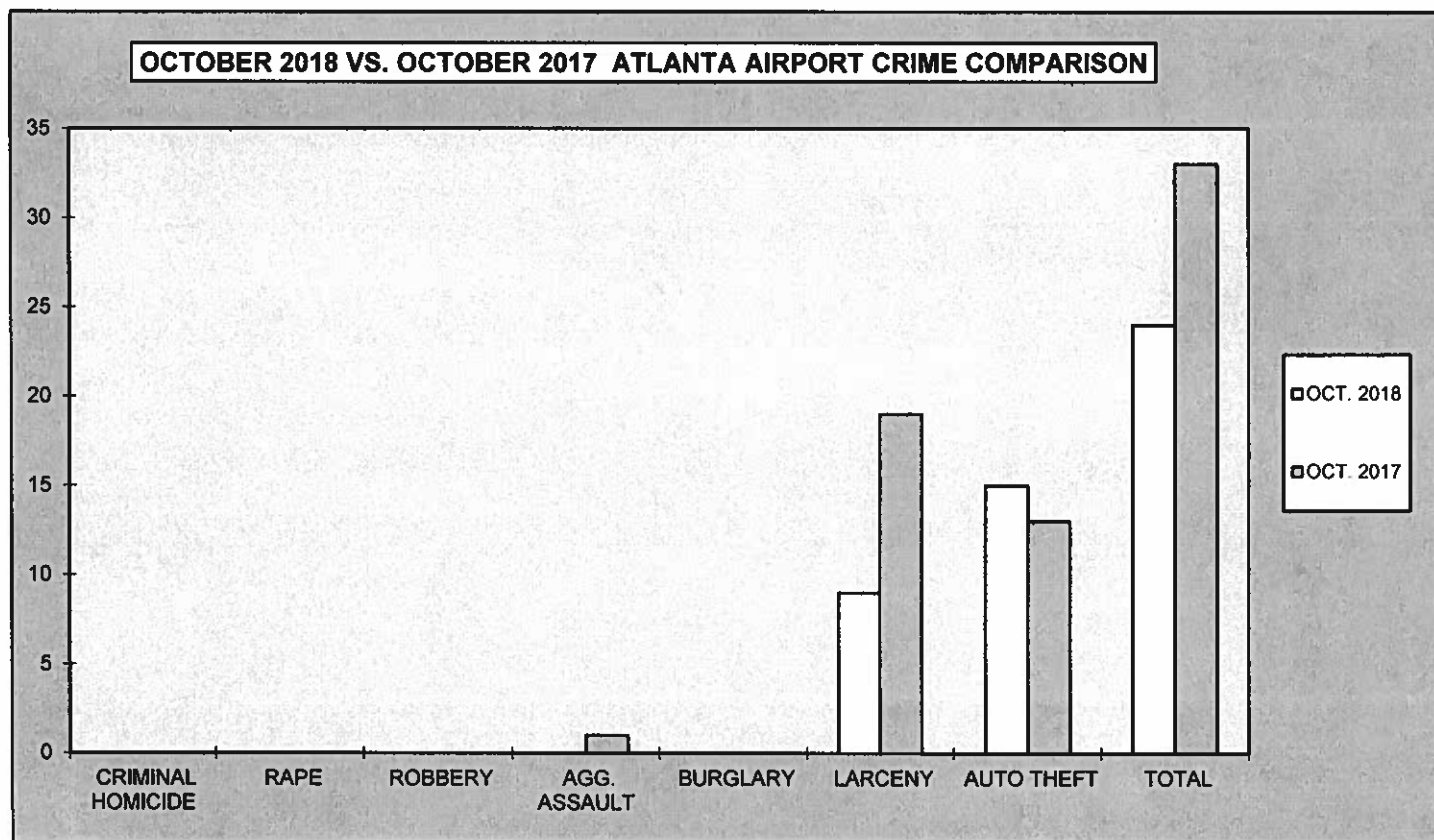
Prepared by [Signature]
 LIEUTENANT

[Signature] CHIEF
 Chief, Commissioner, Sheriff, or Superintendent

ATLANTA AIRPORT POLICE - GEORGIA
 Agency and State

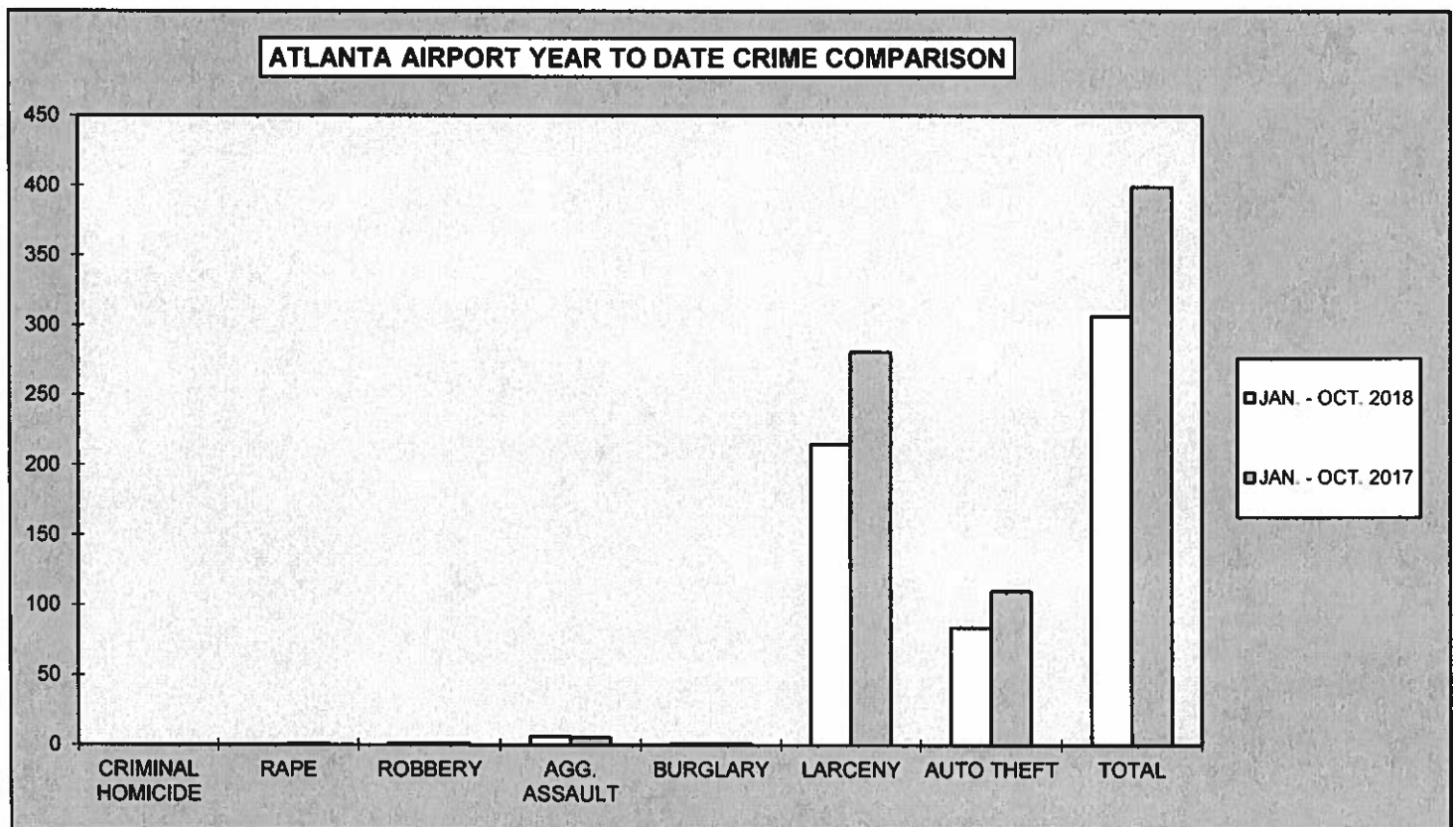
**2018
ATLANTA AIRPORT
MONTHLY CRIME COMPARISON**

CRIME	OCT. 2018	OCT. 2017	# DIFFERENCE	% DIFFERENCE
CRIMINAL HOMICIDE	0	0	0	0%
RAPE	0	0	0	0%
ROBBERY	0	0	0	0%
AGG. ASSAULT	0	1	-1	-100%
BURGLARY	0	0	0	0%
RESIDENCE	0	0	0	0%
NON-RESIDENCE	0	0	0	0%
LARCENY	9	19	-10	-53%
POCKETPICKING	0	0	0	0%
PURSE SNATCHING	0	0	0	0%
SHOPLIFTING	0	1	-1	-100%
FROM MOTOR VEHICLES	2	3	-1	-33%
MOTOR VEH. PARTS/ACCESSORIES	1	1	0	0%
BICYCLES	0	0	0	0%
FROM BUILDINGS	1	3	-2	-67%
FROM COIN OPERATED MACHINES	0	0	0	0%
ALL OTHER	5	11	-6	-55%
AUTO THEFT	15	13	2	15%
TOTAL	24	33	-9	-27%



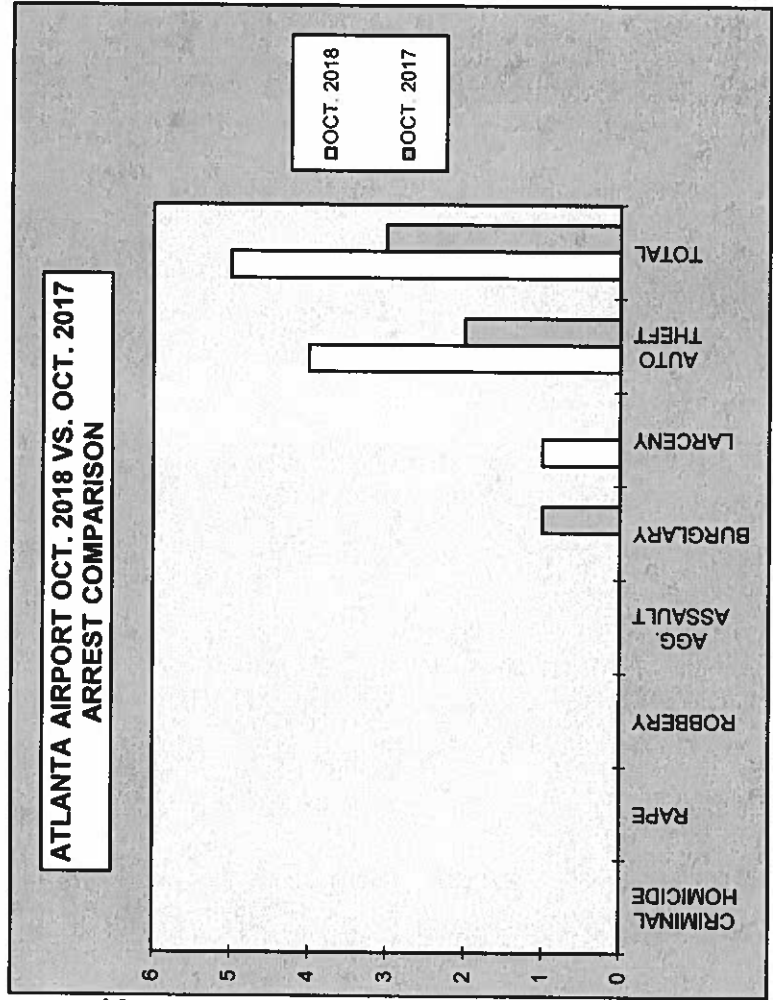
**2018
ATLANTA AIRPORT
YEAR TO DATE CRIME COMPARISON**

FIRST 10 MONTHS				
CRIME	JAN. - OCT. 2018	JAN. - OCT. 2017	# DIFFERENCE	% DIFFERENCE
CRIMINAL HOMICIDE	0	0	0	0%
RAPE	0	1	-1	-100%
ROBBERY	1	1	0	0%
AGG. ASSAULT	6	5	1	20%
BURGLARY	1	1	0	0%
RESIDENCE	0	0	0	0%
NON-RESIDENCE	1	1	0	0%
LARCENY	215	281	-66	-23%
POCKETPICKING	0	2	-2	-100%
PURSE SNATCHING	0	2	-2	-100%
SHOPLIFTING	7	22	-15	-68%
FROM MOTOR VEHICLES	28	23	5	22%
MOTOR VEH. PARTS/ACCESSORIES	6	11	-5	-45%
BICYCLES	0	1	-1	-100%
FROM BUILDINGS	58	39	19	49%
FROM COIN OPERATED MACHINES	0	0	0	0%
ALL OTHER	116	181	-65	-36%
AUTO THEFT	84	110	-26	-24%
TOTAL	307	399	-92	-23%

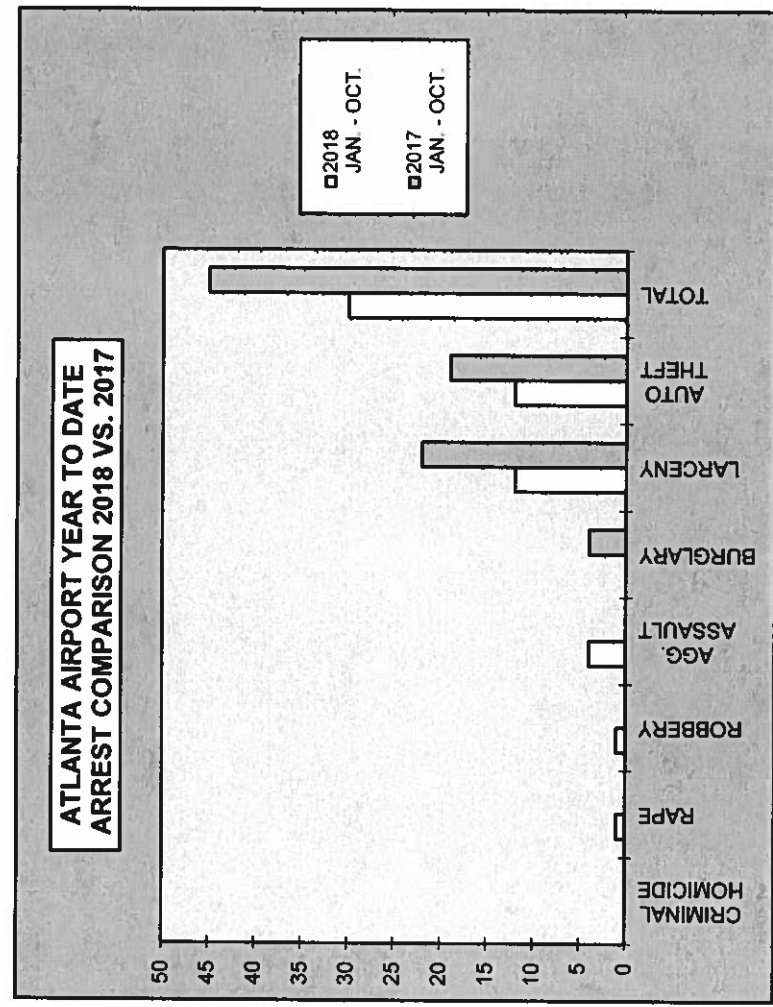


**2018
ATLANTA AIRPORT
ARREST COMPARISON**

OCTOBER ARREST COMPARISON					
CRIME	OCT 2018	OCT 2017	# DIFFERENCE	% DIFFERENCE	
CRIMINAL HOMICIDE	0	0	0	0%	
RAPE	0	0	0	0%	
ROBBERY	0	0	0	0%	
AGG. ASSAULT	0	0	0	0%	
BURGLARY	0	1	-1	-100%	
LARCENY	1	0	1	100%	
AUTO THEFT	4	2	2	100%	
TOTAL	5	3	2	67%	



FIRST 10 MONTHS ARREST COMPARISON						
CRIME	2018		2017		# DIFFERENCE	% DIFFERENCE
	JAN	OCT	JAN	OCT		
CRIMINAL HOMICIDE	0	0	0	0	0	0%
RAPE	1	1	0	0	1	100%
ROBBERY	1	1	0	0	1	100%
AGG. ASSAULT	4	4	0	0	4	100%
BURGLARY	0	0	4	4	-4	-100%
LARCENY	12	12	22	22	-10	-45%
AUTO THEFT	12	12	19	19	-7	-37%
TOTAL	30	30	45	45	-15	-33%



**2018
ATLANTA AIRPORT
CLEAR-UP RATE**

CRIME	ATLANTA AIRPORT OCT. 2018 CLEAR-UP RATE	ATLANTA AIRPORT OCT. 2017 CLEAR-UP RATE
CRIMINAL HOMICIDE	0%	0%
RAPE	0%	0%
ROBBERY	0%	0%
AGG. ASSAULT	0%	0%
BURGLARY	0%	0%
LARCENY	11%	0%
AUTO THEFT	20%	15%

