

FBI

UNIFORM CRIME REPORTING

ATLANTA POLICE DEPARTMENT
226 PEACHTREE STREET, SW
ATLANTA, GEORGIA 30303



NOVEMBER 2018



SUPPORT SERVICES DIVISION
INFORMATION SERVICES SECTION

TABLE OF CONTENTS

	Page
U. C. R. COMPARATIVE CRIME REPORT -----	1
RETURN A - MONTHLY RETURN OF OFFENSES KNOWN TO THE POLICE -----	2
PROPERTY STOLEN BY CLASSIFICATION -----	3
	3a
LAW ENFORCEMENT OFFICERS KILLED OR ASSAULTED -----	4
MONTHLY RETURN OF ARSON OFFENSES KNOWN TO LAW ENFORCEMENT -----	5
POLICE DISPOSITION OF JUVENILES -----	6
SUPPLEMENTARY HOMICIDE REPORT -----	7
SEX AND RACE OF PERSONS ARRESTED -----	8
	8a-8e
HOMICIDE COMPARISON REPORT -----	9
HOMICIDE BREAKDOWN REPORT -----	10
SEVEN MAJOR CRIMES - MONTHLY CRIME COMPARISON -----	11
SEVEN MAJOR CRIMES - YEAR TO DATE CRIME COMPARISON -----	12
SEVEN MAJOR CRIMES ARREST MONTHLY AND YEAR TO DATE COMPARISON -----	13
CRIMES AGAINST PERSONS MONTHLY AND YEAR TO DATE COMPARISON -----	14
CRIMES AGAINST PROPERTY MONTHLY AND YEAR TO DATE COMPARISON -----	15
CRIMES AGAINST PERSONS & PROPERTY MONTHLY COMPARISON BY ZONES -----	16
CRIMES AGAINST PERSONS & PROPERTY YEAR TO DATE COMPARISON BY ZONES ----	17
SEVEN MAJOR CRIMES MONTHLY CRIME COMPARISON BY ZONES -----	18
SEVEN MAJOR CRIMES - YEAR TO DATE CRIME COMPARISON BY ZONES -----	19
SEVEN MAJOR CRIMES - MONTHLY CRIME COMPARISON - ZONE 1 -----	20
SEVEN MAJOR CRIMES - YEAR TO DATE CRIME COMPARISON - ZONE 1 -----	21
SEVEN MAJOR CRIMES - MONTHLY CRIME COMPARISON - ZONE 2 -----	22
SEVEN MAJOR CRIMES - YEAR TO DATE CRIME COMPARISON - ZONE 2 -----	23
SEVEN MAJOR CRIMES - MONTHLY CRIME COMPARISON - ZONE 3 -----	24
SEVEN MAJOR CRIMES - YEAR TO DATE CRIME COMPARISON - ZONE 3 -----	25
SEVEN MAJOR CRIMES - MONTHLY CRIME COMPARISON - ZONE 4 -----	26
SEVEN MAJOR CRIMES - YEAR TO DATE CRIME COMPARISON - ZONE 4 -----	27
SEVEN MAJOR CRIMES - MONTHLY CRIME COMPARISON - ZONE 5 -----	28
SEVEN MAJOR CRIMES - YEAR TO DATE CRIME COMPARISON - ZONE 5 -----	29
SEVEN MAJOR CRIMES - MONTHLY CRIME COMPARISON - ZONE 6 -----	30
SEVEN MAJOR CRIMES - YEAR TO DATE CRIME COMPARISON - ZONE 6 -----	31
CLEAR-UP RATE COMPARISON -----	32
ATLANTA AIRPORT -----	33
RETURN A - MONTHLY RETURN OF OFFENSES KNOWN TO THE POLICE -----	34
PROPERTY STOLEN BY CLASSIFICATION -----	35
	35a
LAW ENFORCEMENT OFFICERS KILLED OR ASSAULTED -----	36
SEX AND RACE OF PERSONS ARRESTED -----	37
	37a-37e
SEVEN MAJOR CRIMES - MONTHLY CRIME COMPARISON -----	38
SEVEN MAJOR CRIMES - YEAR TO DATE CRIME COMPARISON -----	39
SEVEN MAJOR CRIMES ARREST MONTHLY AND YEAR TO DATE COMPARISON -----	40
CLEAR-UP RATE COMPARISON -----	41

**NOVEMBER 2018
U.C.R. COMPARATIVE CRIME REPORT
SUPPORT SERVICES DIVISION
RECORDS SECTION**

	NOVEMBER 2018		NOVEMBER 2017		COMPARATIVE ACTUAL	% CHANGE ACTUAL	COMPARATIVE CLEARED	% CHANGE CLEARED
MURDER	6	6	9	8	-3	-33%	-2	-25%
RAPE	18	8	53	16	-35	-66%	-8	-50%
ROBBERY	83	12	111	20	-28	-25%	-8	-40%
AGG. ASSAULT	189	112	232	71	-43	-19%	41	58%
BURGLARY - RESIDENCE	167		256		-89	-35%		
BURGLARY - NON-RESIDENCE	55	19	68	27	-13	-19%	-8	-30%
LARCENY - \$200 AND OVER	347		322		25	8%		
LARCENY - \$50 TO \$199	65	183	92	195	-27	-29%	-12	-6%
LARCENY - UNDER \$50	1,020		1,137		-117	-10%		
AUTO THEFT	293	29	315	30	-22	-7%	-1	-3%
TOTAL	2,243		2,595		-352	-14%		
AUTOS RECOVERED	63		22	41		186%		

	2018 JANUARY - NOVEMBER		2017 JANUARY - NOVEMBER		COMPARATIVE ACTUAL	% CHANGE ACTUAL	COMPARATIVE CLEARED	% CHANGE CLEARED
MURDER	78	58	78	76	0	0%	-18	-24%
RAPE	223	71	268	64	-45	-17%	7	11%
ROBBERY	998	240	1,299	294	-301	-23%	-54	-18%
AGG. ASSAULT	2,212	1,045	2,550	1,465	-338	-13%	-420	-29%
BURGLARY - RESIDENCE	2,050		2,398		-348	-15%		
BURGLARY - NON-RESIDENCE	734	225	694	239	40	6%	-14	-6%
LARCENY - \$200 AND OVER	3,343		3,101		242	8%	74	4%
LARCENY - \$50 TO \$199	752	2,000	821	1,926	-69	-8%		
LARCENY - UNDER \$50	11,001		10,854		147	1%		
AUTO THEFT	2,970	243	2,977	248	-7	0%	-5	-2%
TOTAL	24,361		25,040		-679	-3%		
AUTOS RECOVERED	536		685	149		-22%		

RETURN A - MONTHLY RETURN OF OFFENSES KNOWN TO THE POLICE

1-720b (Rev. 8-30-94)
OMB No. 1110-0001

This report is authorized by law Title 28, Section 534, U.S. Code. While you are not required to respond, your cooperation in forwarding this report by the 7th day after the close of the month to Uniform Crime Reports, Federal Bureau of Investigation, Washington, D.C. 20535, will assist in compiling comprehensive, accurate national crime figures on a timely basis.

1	2	3	4	5	6
CLASSIFICATION OF OFFENSES	OFFENSES REPORTED OR KNOWN TO POLICE (INCLUDE "UNFOUNDED" AND ATTEMPTS)	UNFOUNDED, I.E., FALSE OR BASELESS COMPLAINTS	NUMBER OF ACTUAL OFFENSES (COLUMN 2 MINUS COLUMN 3) INCLUDE ATTEMPTS	TOTAL OFFENSES CLEARED BY ARREST OR EXCEPTIONAL MEANS (INCLUDES COL 6)	NUMBER OF CLEARANCES INVOLVING ONLY PERSONS UNDER 18 YEARS OF AGE
1. CRIMINAL HOMICIDE					
a. MURDER AND NONNEGLIGENT HOMICIDE	11	6	0	6	0
b. MANSLAUGHTER BY NEGLIGENCE	12				
2. FORCIBLE RAPE TOTAL	20	21	3	18	1
a. Rape by Force	21	19	3	16	1
b. Attempts to commit Forcible Rape	22	2	0	2	0
3. ROBBERY TOTAL	30	84	1	83	0
a. Firearm	31	57	0	57	0
b. Knife or Cutting Instrument	32	1	0	1	0
c. Other Dangerous Weapon	33	5	0	5	0
d. Strong-Arm (Hands, Fists, Feet, etc.)	34	21	1	20	0
4. ASSAULT TOTAL	40	568	11	557	9
a. Firearm	41	97	2	95	0
b. Knife or cutting instrument	42	25	1	24	0
c. Other Dangerous Weapon	43	52	1	51	2
d. Strong-Arm	44	19	0	19	0
e. Other Assaults - Simple, Not Aggravated	45	375	7	368	7
5. BURGLARY TOTAL	50	228	6	222	0
a. Forcible Entry	51	167	3	164	0
b. Unlawful Entry - No Force	52	51	2	49	0
c. Attempted Forcible Entry	53	10	1	9	0
6. LARCENY THEFT TOTAL (except Motor Vehicle Theft)	60	1,468	36	1,432	13
7. MOTOR VEHICLE THEFT TOTAL	70	313	20	293	3
a. Autos	71	284	19	265	3
b. Trucks and Buses	72	15	0	15	0
c. Other Vehicles	73	14	1	13	0
GRAND TOTAL	77	2,688	77	2,611	26

CHECKING ANY OF THE APPROPRIATE BLOCKS BELOW WILL ELIMINATE YOUR NEED TO SUBMIT REPORTS WHEN THE VALUES ARE ZERO. THIS WILL ALSO AID THE NATIONAL PROGRAM IN ITS QUALITY CONTROL EFFORTS.

NO SUPPLEMENTARY HOMICIDE REPORT SUBMITTED SINCE NO MURDERS, JUSTIFIABLE HOMICIDES, OR MANSLAUGHTER BY NEGLIGENCE OCCURRED IN THIS JURISDICTION DURING THE MONTH.

NO SUPPLEMENT TO RETURN A REPORT SINCE NO CRIME OFFENSES OR RECOVERY OF PROPERTY REPORTED DURING THE MONTH.

NO LAW ENFORCEMENT OFFICERS KILLED OR ASSAULTED REPORT SINCE NONE OF THE OFFICERS WERE ASSAULTED OR KILLED DURING THE MONTH.

NO AGE, SEX, AND RACE OF PERSONS ARRESTED UNDER 18 YEARS OF AGE REPORT SINCE NO ARRESTS OF PERSONS WITHIN THIS AGE GROUP.

NO AGE, SEX, AND RACE OF PERSONS ARRESTED 18 YEARS OF AGE AND OVER REPORT SINCE NO ARRESTS OF PERSONS WITHIN THIS AGE GROUP.

NO MONTHLY RETURN OF ARSON OFFENSES KNOWN TO LAW ENFORCEMENT REPORT SINCE NO ARSONS OCCURRED.

DO NOT USE THIS SPACE

INITIALS

RECORDED

EDITED

ENTERED

ADJUSTED

CHECKED

* TOTALS INCLUDE PREVIOUS OFFENSES

NOVEMBER 2018

Month and Year of Report

GAAPD 0000

Agency Identifier

DECEMBER 20, 2018

Date

ATLANTA POLICE DEPARTMENT - GEORGIA

Agency and State

LIEUTENANT

Title

Prepared By

[Signature]

CHIEF

Chief, Commissioner, Sheriff, or Superintendent

PROPERTY STOLEN BY CLASSIFICATION

CLASSIFICATION	Number of Actual (Column 4	Offenses Return A)	Monetary Value of Property Stolen
1. MURDER AND NONNEGLIGENT MANSLAUGHTER	12	6	\$ 0.00
2. FORCIBLE RAPE	20	18	\$ -520.00 *
3. ROBBERY			
(a) HIGHWAY (streets, alleys, etc.)	31	53	12,527.00
(b) COMMERCIAL HOUSE (except c, d, and f)	32	11	6,164.00
(c) GAS OR SERVICE STATION	33	1	500.00
(d) CONVENIENCE STORE	34	3	527.00
(e) RESIDENCE (anywhere on premises)	35	11	4,474.00
(f) BANK	36	0	0.00
(g) MISCELLANEOUS	37	4	42.00
TOTAL ROBBERY	30	83	\$ 24,234.00
5. BURGLARY - BREAKING OR ENTERING			
(a) RESIDENCE (dwelling)			
(1) NIGHT (6 p.m. - 6 a.m.)	51	59	144,079.00
(2) DAY (6 a.m. - 6 p.m.)	52	108	65,244.00
(3) UNKNOWN	53	0	0.00
(b) NON-RESIDENCE (store, office, etc.)			
(1) NIGHT (6 p.m. - 6 a.m.)	54	28	31,150.00
(2) DAY (6 a.m. - 6 p.m.)	55	27	18,099.00
(3) UNKNOWN	56	0	0.00
TOTAL BURGLARY	50	222	\$ 258,572.00
6. LARCENY - THEFT (Except Motor Vehicle Theft)			
(a) \$200 AND OVER	61	347	987,734.00
(b) \$50 TO \$200	62	65	6,798.00
(c) UNDER \$50	63	1,020	2,666.00
TOTAL LARCENY (Same as Item 6X)	60	1,432	\$ 997,198.00
7. MOTOR VEHICLE THEFT (Include Alleged Joy Ride)	70	293	\$ 224,052.00
GRAND TOTAL - ALL ITEMS	77	1,725	\$ 1,503,536.00
ADDITIONAL ANALYSIS OF LARCENY AND MOTOR VEHICLE THEFT			
6X. NATURE OF LARCENIES UNDER ITEM 6			
(a) POCKET-PICKING	81	7	3,546.00
(b) PURSE-SNATCHING	82	19	5,298.00
(c) SHOPLIFTING	83	211	71,151.00
(d) FROM MOTOR VEHICLES (except e)	84	871	604,009.00
(e) MOTOR VEHICLE PARTS AND ACCESSORIES	85	42	8,661.00
(f) BICYCLES	86	12	2,609.00
(g) FROM BUILDING (except c and h)	87	108	42,139.00
(h) FROM ANY COIN-OPERATED MACHINES (parking meters, etc.)	88	3	4.00
(i) ALL OTHER	89	159	259,781.00
TOTAL LARCENIES (Same as Item 6)	80	1,432	\$ 997,198.00
7X. MOTOR VEHICLES RECOVERED			
(a) STOLEN LOCALLY AND RECOVERED LOCALLY	91	14	
(b) STOLEN LOCALLY AND RECOVERED BY OTHER JURISDICTIONS	92	49	
(c) TOTAL LOCALLY STOLEN MOTOR VEHICLES RECOVERED (a & b)	93	63	
(d) STOLEN IN OTHER JURISDICTIONS AND RECOVERED LOCALLY	90	N/A	

**SUPPLEMENT TO RETURN A
MONTHLY RETURN OF OFFENSES KNOWN TO THE POLICE**

1-706 (Rev.8-30-94)
Form Approved
OMB No. 1110-0007

This report is authorized by law, Title 28, Section 534, U. S. Code. While you are not required to respond, your cooperation in submitting this report with the Return A will assist the FBI in compiling comprehensive, accurate figures on a timely basis.

This form deals with the nature of crime and the monetary value of property stolen and recovered. The total offenses recorded on the form should be the same as the number of actual offenses listed in Column 4 of the Return A for each crime class. Include attempted crimes on this form, but do not include unfounded offenses. If you cannot complete the report in all areas, please record as much information as is available. Tally sheets will be sent upon request.

PROPERTY BY TYPE AND VALUE

Type of Property (1)	PROPERTY TYPE	Monetary Value of Property Stolen in Your Jurisdiction	
		Stolen (2)	Recovered (3)
(A) Currency, Notes, Etc.	01	\$ 371,004.00	\$ 0.00
(B) Jewelry and Precious Metals	02	162,968.00	0.00
(C) Clothing and Furs	03	101,720.00	0.00
(D) Locally Stolen Motor Vehicles	04	224,052.00	14,058.00
(E) Office Equipment	05	23,269.00	0.00
(F) Televisions, Radios, Stereos, Etc.	06	302,889.00	0.00
(G) Firearms	07	17,354.00	0.00
(H) Household Goods	08	16,952.00	0.00
(I) Consumable Goods	09	35,557.00	0.00
(J) Livestock	10	0.00	0.00
(K) Miscellaneous	11	247,771.00	1.00
TOTAL	00	\$ 1,503,536.00	\$ 14,059.00

The total of this column should agree with the Grand Total (DATA ENTRY 77) shown on page 2.

Include in this column all property recovered even though stolen in prior months. The above is an accounting for only that property stolen in your jurisdiction. This will include property recovered for you by other jurisdictions, but not property you recover for them.

DECEMBER 20, 2018

DATE

[Signature]
PREPARED BY

LIEUTENANT
TITLE

[Signature] CHIEF
CHIEF, COMMISSIONER, SHERIFF, OR SUPERINTENDENT

NOVEMBER 2018

Month and Year of Report

GAAPD 0000

Agency Identifier

ATLANTA POLICE DEPARTMENT - GEORGIA

Agency and State

LAW ENFORCEMENT OFFICERS KILLED OR ASSAULTED

It is requested this report be completed and transmitted with monthly crime reports to: Director, Federal Bureau of Investigation, Uniform Crime Reports, Washington, D. C. 20535. This form should be used to report the number of your officers who were assaulted or killed in the line of duty during the month. Additional information concerning officers killed will be requested by a separate questionnaire.

OFFICERS KILLED Number of your law enforcement officers killed in the line of duty this month.	By felonious act 0 By accident or negligence 0
--	---

Officers Assaulted (Do not include officers killed) - See other side for instructions.

Type of Activity	Total Assaults by Weapon A	Type of Weapon					Type of Assignment						Police Assaults Cleared M
		Firearm B	Knife or Other Cutting Instrument C	Other Dangerous Weapon D	Hands, Fists, Feet, etc. E	Two-Officer Vehicle F	One-Officer Vehicle		Detective or Special Assign.		Other		
							Alone G	As-sisted H	Alone I	As-sisted J	Alone K	As-sisted L	
1. Responding to "Disturbance" calls (family quarrels, man with gun, etc.)	0												
2. Burglaries in progress or pursuing burglary suspects	0												
3. Robberies in progress or pursuing robbery suspects	0												
4. Attempting other arrests	0												
5. Civil disorder (riot, mass disobedience)	0												
6. Handling, transporting, custody of prisoners	1				1		1						1
7. Investigating suspicious persons or circumstances	2	2								2			
8. Ambush - no warning	0												
9. Mentally deranged	0												
10. Traffic pursuits and stops	1			1				1					1
11. All Other	1				1							1	1
12. TOTAL (1-11)	5	2	0	1	2	0	1	1	0	2	1	0	3
13. Number with personal injury	0												
14. Number without personal injury	5	2		1	2								
15. Time of assaults													
AM	1												1
PM					3								

DO NOT WRITE HERE	
Recorded	Initials
Edited	
Punched	
Verified	
Adjusted	
DOJ/FBI	

12:01 2:00 4:00 6:00 8:00 10:00 12:00

NOVEMBER 2018 GAAPD 0000
 Month and Year Agency Identifier
 ATLANTA POLICE DEPARTMENT GEORGIA
 Agency State

[Signature]
 Prepared by
 J. Shields
 Chief, Sheriff, Commissioner, Superintendent

LIEUTENANT
 Title
 CHIEF

MONTHLY RETURN OF ARSON OFFENSES KNOWN TO LAW ENFORCEMENT

DO-73 (2-11-82)
Form Approved
OMB No. 1110-0008

This report is authorized by law Title 28, Section 534, United States Code, and the enactment of the fiscal year 1979, Department of Justice Authorization Bill S. 3151. While you are not required to respond, your cooperation in using this form to report all incidents of arson which become known to your department during the month will assist the FBI in compiling comprehensive, accurate data on a timely basis. Instructions appear on reverse side.

1 PROPERTY CLASSIFICATION	2 Offenses Reported or Known to Police (Include Unfounded and Attempts)	3 Unfounded, i.e. False or Baseless Complaints	4 Number of Actual Offenses (Column 2 Minus Column 3 (Include Attempts))	5 Total Offenses Cleared by Arrest or Exceptional Means (Include Column 6)	6 Number of Clearances Involving Only Persons Under 18 Years of Age	7 Offenses Where Structures Uninhabited, Abandoned, or not Normally in Use	8 Estimated Value of Property Damage
A. Single Occupancy Residential: Houses, Townhouses, Duplexes, etc.	13	12	1				\$ 5.
B. Other Residential: Apartments, Tenements, Flats, Hotels, Motels, Inns, Dormitories, Boarding Houses, etc.	5	4	1			1	\$ 5,000.
C. Storage: Barns, Garages, Warehouses, etc.	1	1					\$
D. Industrial/Manufacturing							\$
E. Other Commercial: Stores, Restaurants, Offices, etc.	1	1					\$
F. Community/Public: Churches, Jails, Schools, Colleges, Hospitals, etc.	1	1					\$
G. All Other Structure: Out Buildings, Monuments, Buildings Under Construction, etc.							\$
TOTAL STRUCTURE	21	19	2			1	\$ 5,005.
H. Motor Vehicles: Automobiles, Trucks, Buses, Motorcycles, etc.:	3	1	2				\$ 20,000.
I. Other Mobile Property: Trailers, Recreational Vehicles, Airplanes, Boats, etc.							\$
TOTAL MOBILE	3	1	2				\$ 20,000.
J. TOTAL OTHER Crops, Timber, Fences, Signs, etc.							\$
GRAND TOTAL	24	20	4			1	\$ 25,005.

S T R U C T U R A L

M O B I L E

Agency Identifier GAAPD 0000 Month NOVEMBER 2018
 Agency ATLANTA POLICE DEPARTMENT State GEORGIA
 Prepared by [Signature] LIEUTENANT
CHIEF

Chief, Commissioner, Sheriff, or Superintendent

DO NOT WRITE HERE				
Recorded				
Edited				
Entered				
Adjusted				
Corres.				

SSD/12-12-18

AGENCY IDENTIFIER GAAPD 0000 REPORTING PERIOD NOVEMBER 2018

AGENCY NAME ATLANTA POLICE DEPARTMENT

POLICE DISPOSITION OF JUVENILES

-Not to include neglect or traffic cases-

1. Handled within Department and released. (Warning, released to parents, etc.)	_____
2. Referred to juvenile court or probation department.	_____ 43 _____
3. Referred to welfare agency.	_____
4. Referred to other police agency.	_____
5. Referred to criminal or adult court.	_____
TOTAL	_____ 43 _____

DECEMBER 18, 2018
DATE

J. S. LIEUTENANT
PREPARED BY TITLE
E. SHIELDS CHIEF
APPROVED BY TITLE

GCIC USE ONLY

Recorded	_____
Reviewed	_____
Punched	_____
Verified	_____

RETURN TO
Georgia Crime Information Center/Uniform Crime Reporting
P. O. Box 1456
Atlanta, Georgia 30301

Return on or before the 7th of the following month.

GCIC/UCR-012 (9/74)

PAGE 1 OF 1
SUPPLEMENTARY HOMICIDE REPORT

This report is authorized by law Title 28, Section 534, United States Code. While you are not required to respond, your cooperation in using this form to list data pertaining to all homicides reported on your Return A will assist the FBI in compiling comprehensive, accurate data regarding this important classification on a timely basis.

1a. Murder and Nonnegligent Manslaughter

List below specific information for all offenses shown in item 1a of the monthly Return A. In addition, list all justifiable killings of felons by a citizen or by a peace officer in the line of duty. A brief explanation in the circumstances column regarding unfounded homicide offenses will aid the national Uniform Crime Reporting Program in editing the reports.

Incident	Victim **				Offender**				Data Code		Weapon Used (Handgun, Rifle, Shotgun, Club, Poison, etc.)	Relationship of Victim to Offender (Husband, Wife, Son, Father, Acquaintance, Neighbor, Stranger, etc.)	Circumstances (Victim shot by robber, robbery victim shot robber, killed by patron during barroom brawl, etc.)
	Age	Sex	Race	Ethnicity	Age	Sex	Race	Ethnicity	Do Not Write In These Spaces				
	38	M	W	H							HANDGUN	UNKNOWN	OTHER
	38	M	B	N	44	M	B	N			HANDGUN	ACQUAINTANCE	OTHER ARGUMENTS
	23	M	B	N	23	M	B	N			RIFLE - 7.62 CAL.	UNKNOWN	NARCOTIC DRUG LAWS
	24	F	B	N							RIFLE - 7.62 CAL.	UNKNOWN	NARCOTIC DRUG LAWS
	14	F	B	N	20	M	B	N			HANDGUN	STRANGER	OTHER - SENSELESS KILLING
	44	M	A	N	43	M	A	N			HANDGUN	BROTHER	OTHER - DOMESTIC

** - See reverse side for explanation

NOVEMBER 2018
Month and Year

ATLANTA POLICE DEPARTMENT
Agency

GAAPD 0000
Agency Identifier

GEORGIA
State

Prepared By
[Signature]
Chief, Sheriff, Commissioner, Superintendent

LIEUTENANT
Title

CHIEF
Title

DO NOT WRITE HERE				
Recorded				
Edited				
Punched				
Verified				
Adjusted				

ATLANTA POLICE DEPARTMENT
 AGE, SEX, AND RACE OF PERSONS ARRESTED
 17 YEARS OF AGE AND OVER

MONTH NOVEMBER
 YEAR 2018

CLASSIFICATION OF OFFENSES	SEX	AGE OF PERSON ARRESTED																	TOTAL	RACE				ETHNIC																									
		17	18	19	20	21	22	23	24	30	35	40	45	50	55	60	65	White		Black	Native Amer.	Asian/Pacific	Whl. Hispanic	Blck Hispanic																									
		29	34	39	44	49	54	59	64	UP																																							
01a Murder/Nonnegligent Manlaughter	M						1															2																	4										
	F																			1																					4				1				
01b Manlaughter by Negligence	M																																																
	F																																																
02 Forcible Rape	M		1																																														
	F																																																
03 Robbery	M	1	1	1			1	1																																			9						
	F									1	3									1																						15							
04 Aggravated Assault	M	1	2	1			2	1																																			49						
	F	1	1	2	1	1	1	1	1	1	3	5	3	1	1	2	2	1	2	1	1	2	1	2	2	1	2	1	2	1	2	1	1	2	1	1	1	2	1	31	78		1						
05 Burglary- Breaking or Entering	M	1																																									24						
	F																																										0						
06 Larceny - Theft (except Motor Vehicle Theft)	M	3	2	4	6		4	3																																			122						
	F	2	4	6	1	1	1	2	4	13	6	4	3	1	2	1	3	1	2	1	1	1	2	1	2	1	1	1	1	1	1	1	1	1	1	1	1	1	1	1	51	18	155						
07 Motor Vehicle Theft	M	3	1	1			3	2	1	3	1	1	1	2																														19					
	F																																											6					
08 Other Assaults	M	1	2				2	2																																				80					
	F	1	2	2		1	2	13	5	7	4	2	1	1	1	1	1	1	1	1	1	1	2	1	1	1	1	1	1	1	1	1	1	1	1	1	1	1	1	1	1	42	17	105					
09 Arson	M																																												1				
	F																																												0				
10 Forgery and Counterfeiting	M																																													6			
	F																																												2				
11 Fraud	M																																													8			
	F																																													6			
12 Embezzlement	M																																															2	
	F																																													0			
13 Stolen Property; Buying, Receiving, Possessing	M	4	2	2	4	2																																									42		
	F	1																																												8			
14 Vandalism	M																																															16	
	F																																																
15 Weapons	M																																																30
	F																																																0

ATLANTA POLICE DEPARTMENT
 AGE, SEX, AND RACE OF PERSONS ARRESTED
 17 YEARS OF AGE AND OVER

MONTH NOVEMBER
 YEAR 2018

CLASSIFICATION OF OFFENSES	SEX	AGE OF PERSON ARRESTED											RACE					TOTAL								
		17	18	19	20	21	22	23	24 29	30 34	35 39	40 44	45 49	50 54	55 59	60 64	65 UP		White	Black	Native Amer.	Asian/Pacific	Whi. Hispanic	Blck Hispanic		
16 Prostitution and Commercialized Vice	M																							0		
	F																								0	
17 Sex Offenses (except Rape and Prostitution)	M										1	2								3	4	2	6	1	3	22
	F																			1						2
18 Drug Abuse Violations Grand Total	M	3	7	8	10	12	12	6	51	25	23	16	8	10	3	0	202	15	246	1	0	0	0	0		
	F	0	2	2	5	9	2	1	14	6	9	4	1	3	1	0	60									
180 (1) Sale/Manufacturing Subtotal	M	1	1	1	1	2	1	0	8	6	3	7	0	2	0	35	5	40	0	0	0	0	0	0		
	F	0	0	0	0	0	1	0	3	1	2	1	0	1	0	10										
a Opium or Cocaine and their derivatives	M				1	1			2	1	1	2			8										8	
	F																								1	
b Marijuana	M	1	1	1	1	1	1	1	4	2	2	2	2		14										14	
	F																								9	
c Synthetic Narcotics	M																									1
	F																									18
d Other Dangerous Non-Narcotic Drugs	M	1																								13
	F																									4
185 (2) Possession Subtotal	M	2	6	7	9	10	11	6	43	19	20	9	8	6	8	3	167	10	206	1	0	0	0	0	0	
	F	0	2	2	5	9	1	1	11	5	7	3	0	1	2	1	50									
e Opium or Cocaine and their derivatives	M	1	1	1	1	2	1	1	2	2	5	2	2	4	2	30										30
	F																									10
f Marijuana	M	2	5	6	8	8	9	5	40	17	15	6	6	2	4	134										134
	F	2	1	4	9	1	1	1	13	4	4	1	1	2	40	6	168								6	168
g Synthetic Narcotics	M																									0
	F																									0
h Other Dangerous Non-Narcotic Drugs	M																									3
	F																									0
19 Gambling Total	M	0	0	0	0	0	0	0	0	0	0	0	0	0	0	0	0	0	0	0	0	0	0	0	0	0
	F	0	0	0	0	0	0	0	0	0	0	0	0	0	0	0	0	0	0	0	0	0	0	0	0	0
a Bookmaking	M																									0
	F																									0
b Numbers and Lottery	M																									0
	F																									0

**ATLANTA POLICE DEPARTMENT
AGE, SEX, AND RACE OF PERSONS ARRESTED
17 YEARS OF AGE AND OVER**

MONTH NOVEMBER

YEAR 2018

CLASSIFICATION OF OFFENSES	SEX	AGE OF PERSON ARRESTED											TOTAL	RACE				ETHNIC																	
		17	18	19	20	21	22	23	24	30	35	40		45	50	55	60	65	White	Black	Native Amer.	Asian/Pacific	Whl. Hispanic	Bck Hispanic											
All Other Gambling	M																							0											
	F																																		
Offenses Against Family And Children	M						1																												
	F																																		
Driving Under the Influence	M						1																												
	F																																		
Liquor Laws	M																																		
	F																																		
Drunkenness	M																																		
	F																																		
Disorderly Conduct	M																																		
	F																																		
Vagrancy	M																																		
	F																																		
All Other Offenses (except Traffic)	M																																		
	F																																		
Suspicion	M																																		
	F																																		
TOTAL		23	33	44	43	54	44	40	294	178	151	86	89	84	102	43	16	1324	145	1171	2	6	0	0	0	0	0	0	0	0	0	0	0		

NOVEMBER 2018
Month and Year of Report

GAAPD 0000
Agency Identifier

DECEMBER 20, 2018
Date

Prepared By [Signature]
Title **LIEUTENANT**

[Signature]
Chief, Commissioner, Sheriff, or Superintendent
Title **CHIEF**

ATLANTA POLICE DEPARTMENT - GEORGIA
Agency and State

ATLANTA POLICE DEPARTMENT
 AGE, SEX, AND RACE OF PERSONS ARRESTED
 16 YEARS OF AGE AND UNDER

MONTH NOVEMBER

YEAR 2018

CLASSIFICATION OF OFFENSES	SEX	AGE						RACE					ETHNIC					
		09	10	12	13	14	15	16	TOTAL	White	Black	Native Amer.	Asian/Pacific	Whi. Hispanic	Blck Hispanic			
Murder/Nonnegligent 01a Manslaughter	M																	
	F																	
Manslaughter by 01b Negligence	M																	
	F																	
Forcible Rape 02	M																	
	F																	
Robbery 03	M				1													
	F																	
Aggravated Assault 04	M		1															
	F					1												
Burglary- Breaking 05 or Entering	M																	
	F																	
Larceny - Theft 06 (except Motor Vehicle Theft)	M				5	4												
	F				1	2												
Motor Vehicle Theft 07	M		1			1												
	F																	
Other Assaults 08	M				1	2												
	F				1	1												
Arson 09	M																	
	F																	
Forgery and Counterfeiting 10	M																	
	F																	
Fraud 11	M																	
	F																	
Embezzlement 12	M																	
	F																	
Stolen Property; Buying, 13 Receiving, Possessing	M									1								
	F																	
Vandalism 14	M																	
	F																	
Weapons 15	M																	
	F																	
Prostitution and 16 Commercialized Vice	M																	
	F																	

ATLANTA POLICE DEPARTMENT
 AGE, SEX, AND RACE OF PERSONS ARRESTED
 16 YEARS OF AGE AND UNDER

MONTH NOVEMBER

YEAR 2018

CLASSIFICATION OF OFFENSES	SEX	AGE						RACE					ETHNIC						
		0 9		10 12		13 14		15		16		TOTAL		White	Black	Native Amer.	Asian/Pacific	Whi. Hispanic	Blck Hispanic
17 Sex Offenses (except Rape and Prostitution)	M																		
	F																		
18 Drug Abuse Violations Grand Total	M	0	0	0	0	0	1												
	F	0	0	1	0	0	1												
180 (1) Sale/Manufacturing Subtotal	M	0	0	0	0	0	0												
	F	0	0	0	0	0	0												
a Opium or Cocaine and their Derivatives	M																		
	F																		
b Marijuana	M																		
	F																		
c Synthetic Narcotics	M																		
	F																		
d Other Dangerous Non-Narcotic Drugs	M																		
	F																		
185 (2) Possession Subtotal	M	0	0	0	0	0	1												
	F	0	0	1	0	0	1												
e Opium or Cocaine and their Derivatives	M																		
	F																		
f Marijuana	M						1												
	F						1												
g Synthetic Narcotics	M																		
	F																		
h Other Dangerous Non-Narcotic Drugs	M																		
	F																		
19 Gambling Total	M	0	0	0	0	0	0												
	F	0	0	0	0	0	0												
a Bookmaking	M																		
	F																		
b Numbers and Lottery	M																		
	F																		
c All Other Gambling	M																		
	F																		
20 Offenses Against Family and Children	M																		
	F																		

ATLANTA POLICE DEPARTMENT
 AGE, SEX, AND RACE OF PERSONS ARRESTED
 16 YEARS OF AGE AND UNDER

MONTH NOVEMBER
 YEAR 2018

CLASSIFICATION OF OFFENSES	SEX	AGE					RACE					ETHNIC		
		10-12		13-14		15	16	TOTAL	White	Black	Native Amer.	Asian/Pacific	Whl. Hispanic	Blck Hispanic
		09	1012	1314	15	16								
Driving Under the Influence	M						0							
	F						0							
Liquor Laws	M						0							
	F						0							
Drunkenness	M						0							
	F						0							
Disorderly Conduct	M						0							
	F						0							
Vagrancy	M						0							
	F						0							
All Other Offenses (except Traffic)	M			1			1							
	F						0			1				
Suspicion	M						0							
	F						0							
Curfew and Loitering	M						0							
	F					1	1			1				
Run-Aways	M						0							
	F			1			1			1				
Total		0	2	12	12	17	43	0	43	0	0	0	0	0

NOVEMBER 2018
 Month and Year of Report

GAAPD 0000
 Agency Identifier

DECEMBER 20, 2018
 Date

[Signature]
 Prepared By
 LIEUTENANT

[Signature]
 CHIEF
 Chief, Commissioner, Sheriff, or Superintendent

ATLANTA POLICE DEPARTMENT - GEORGIA
 Agency and State

UNIFORM CRIME REPORTING

**LAW ENFORCEMENT
OPERATIONS
&
MANAGEMENT**

CRIME AREA COMPARISON

**SUPPORT SERVICES DIVISION
Information Services Section**

**NOVEMBER 2018
NOVEMBER 2017**

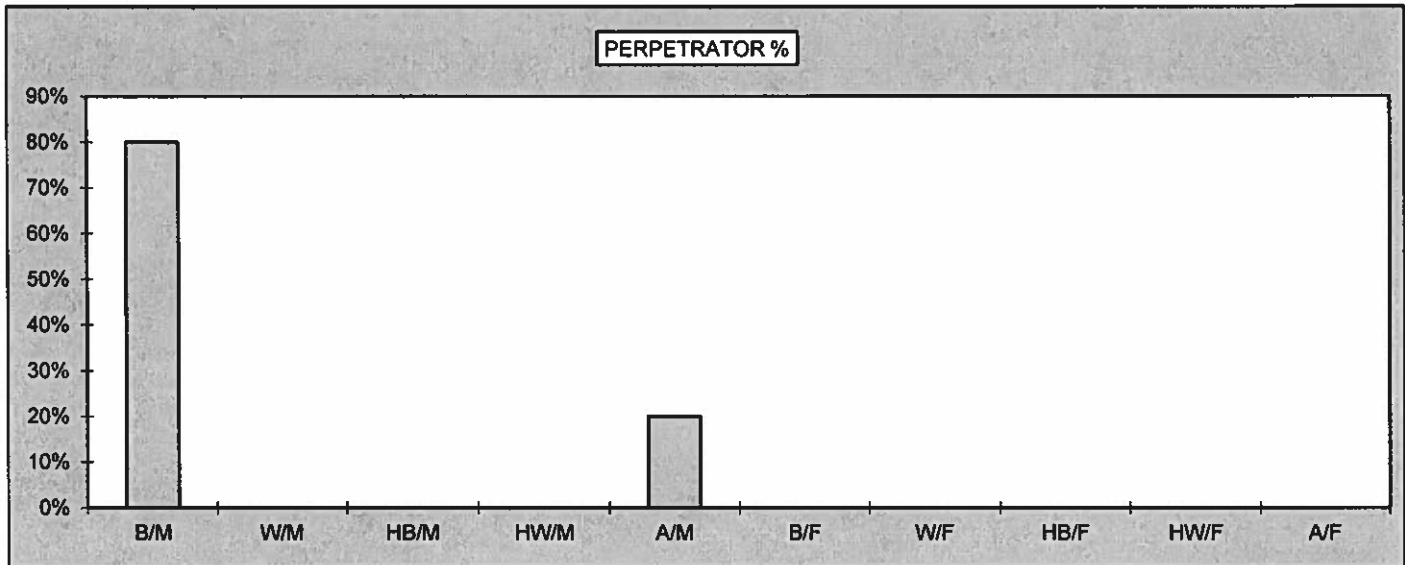
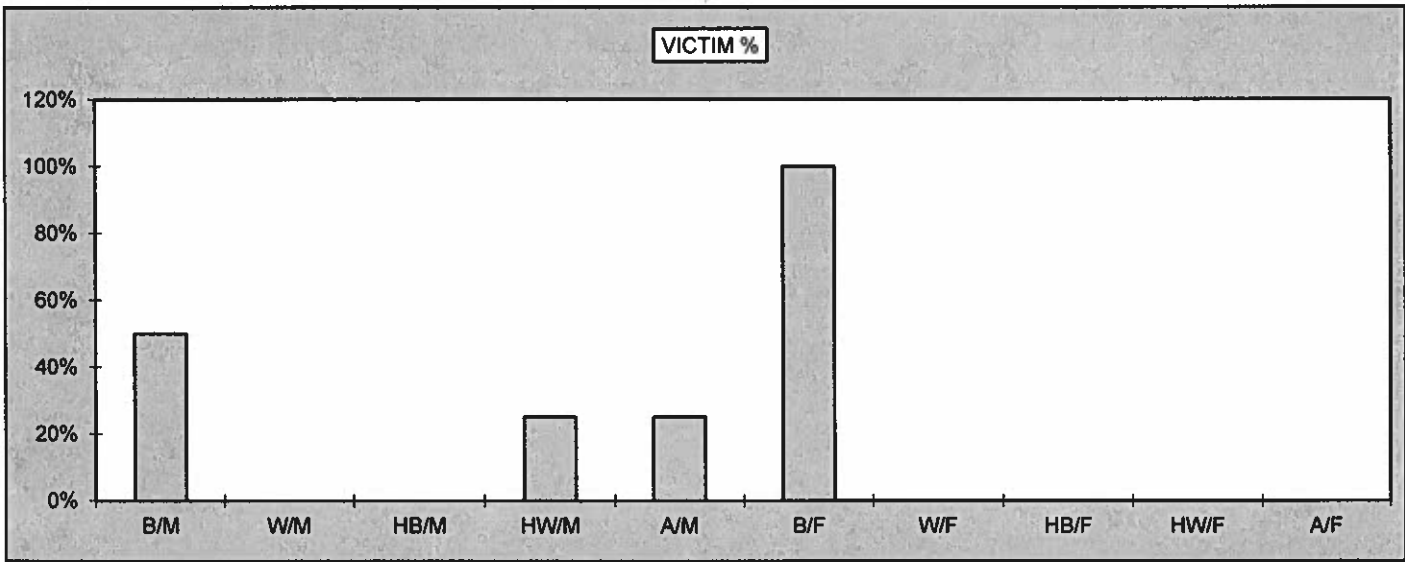
**2018
NOVEMBER HOMICIDE COMPARISON
BY RACE, SEX, AND ETHNIC ORIGIN**

	VICTIM	PERPETRATOR
B/M	2	4
W/M	0	0
HB/M	0	0
HW/M	1	0
A/M	1	1
TOTAL MALES	4	5
B/F	2	0
W/F	0	0
HB/F	0	0
HW/F	0	0
A/F	0	0
TOTAL FEMALES	2	0
TOTAL	6	5

	VICTIM %	PERPETRATOR %
B/M	50%	80%
W/M	0%	0%
HB/M	0%	0%
HW/M	25%	0%
A/M	25%	20%

B/F	100%	0%
W/F	0%	0%
HB/F	0%	0%
HW/F	0%	0%
A/F	0%	0%

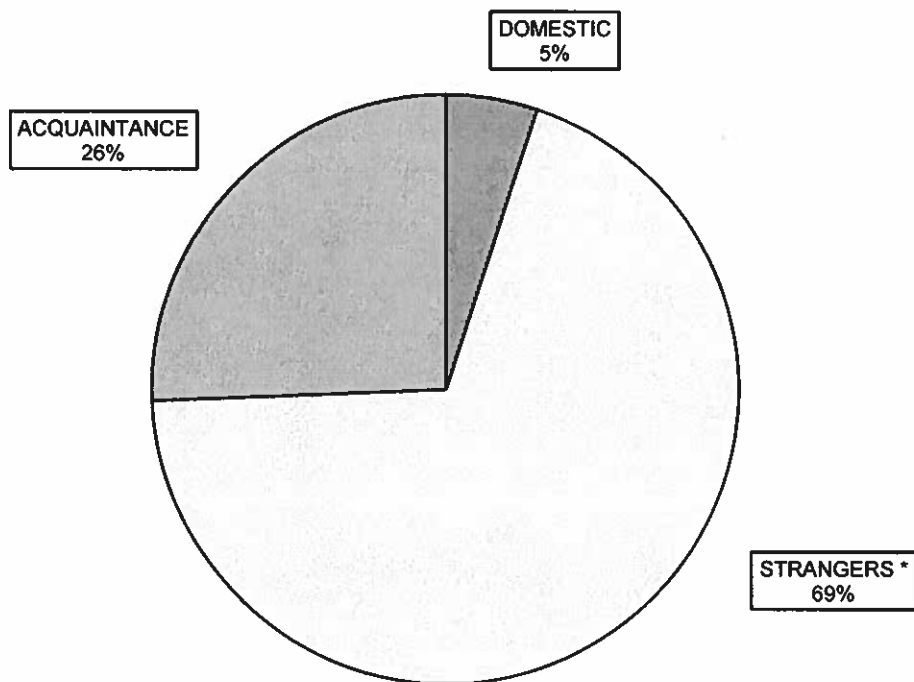
PERPETRATOR UNKNOWN FOR 1 HOMICIDES



**2018
HOMICIDE BREAKDOWN
YEAR TO DATE**

NOVEMBER							
MONTH	ACTUAL	DOMESTIC	%	STRANGERS *	%	ACQUAINTANCE	%
JANUARY	6	0	0%	5	83%	1	17%
FEBRUARY	10	0	0%	7	70%	3	30%
MARCH	5	0	0%	3	60%	2	40%
APRIL	5	1	20%	2	40%	2	40%
MAY	9	2	22%	5	56%	2	22%
JUNE	7	0	0%	4	57%	3	43%
JULY	14	0	0%	11	79%	3	21%
AUGUST	8	0	0%	8	100%	0	0%
SEPTEMBER	3	0	0%	3	100%	0	0%
OCTOBER	5	0	0%	2	40%	3	60%
NOVEMBER	6	1	17%	4	66%	1	17%
DECEMBER							
TOTAL	78	4	5%	54	69%	20	26%

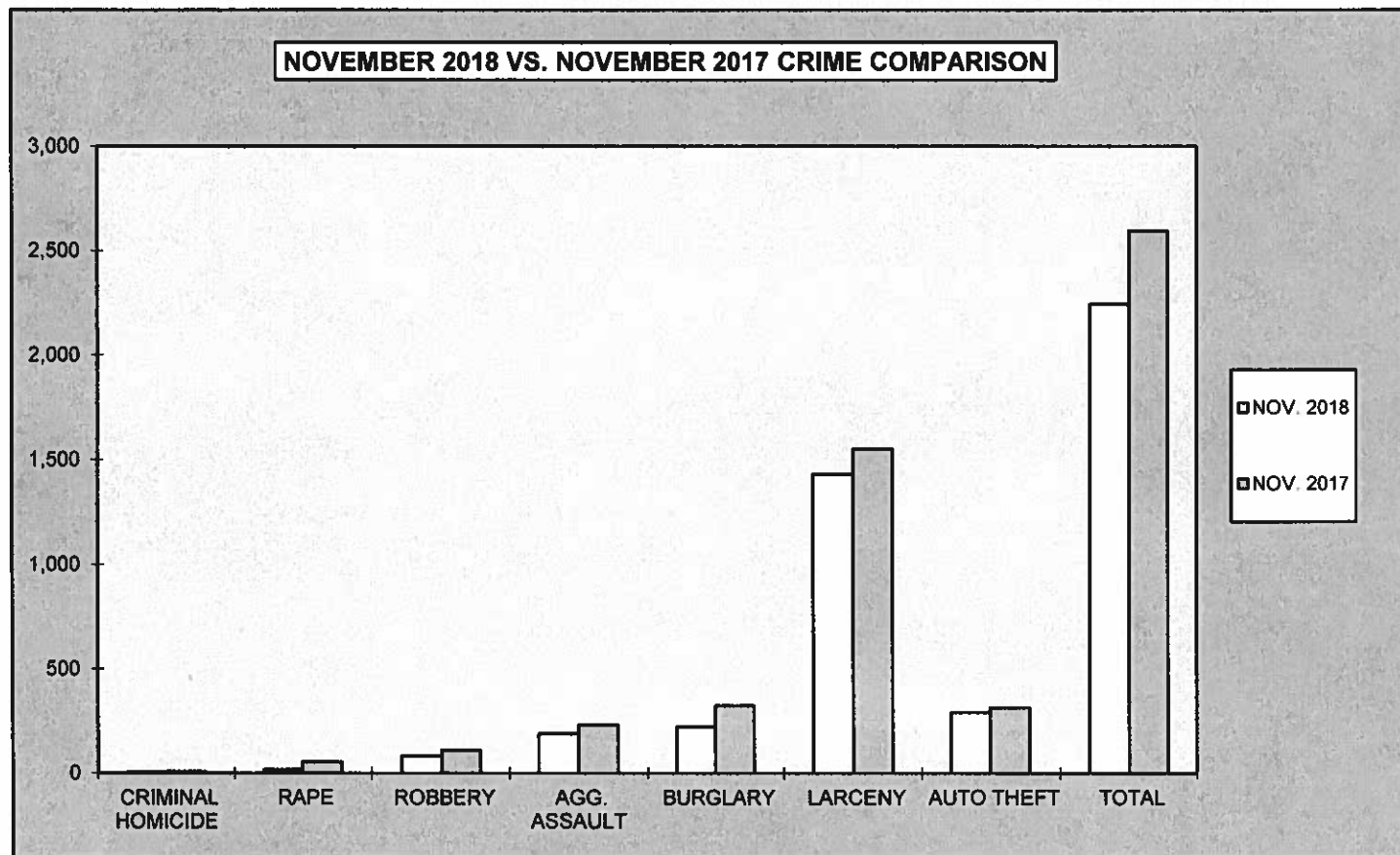
HOMICIDE BREAKDOWN BY VICTIM/OFFENDER RELATIONSHIP



* UNKNOWN INCLUDED IN WITH STRANGERS

**2018
MONTHLY CRIME COMPARISON**

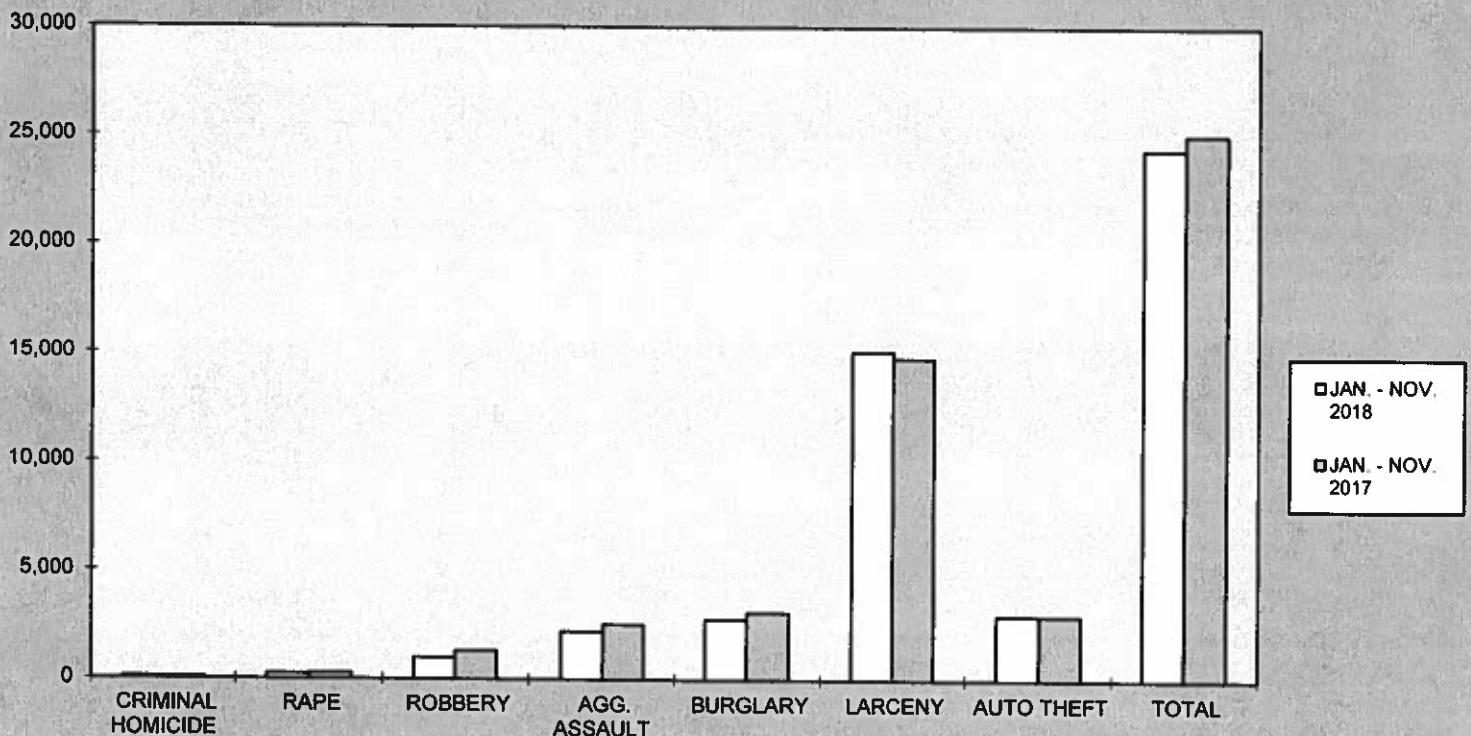
CRIME	NOV. 2018	NOV. 2017	# DIFFERENCE	% DIFFERENCE
CRIMINAL HOMICIDE	6	9	-3	-33%
RAPE	18	53	-35	-66%
ROBBERY	83	111	-28	-25%
AGG. ASSAULT	189	232	-43	-19%
BURGLARY	222	324	-102	-31%
RESIDENCE	167	256	-89	-35%
NON-RESIDENCE	55	68	-13	-19%
LARCENY	1,432	1,551	-119	-8%
POCKETPICKING	7	3	4	133%
PURSE SNATCHING	19	25	-6	-24%
SHOPLIFTING	211	240	-29	-12%
FROM MOTOR VEHICLES	871	909	-38	-4%
MOTOR VEH. PARTS/ACCESSORIES	42	85	-43	-51%
BICYCLES	12	36	-24	-67%
FROM BUILDINGS	108	97	11	11%
FROM COIN OPERATED MACHINES	3	2	1	50%
ALL OTHER	159	154	5	3%
AUTO THEFT	293	315	-22	-7%
TOTAL	2,243	2,595	-352	-14%



**2018
YEAR TO DATE CRIME COMPARISON**

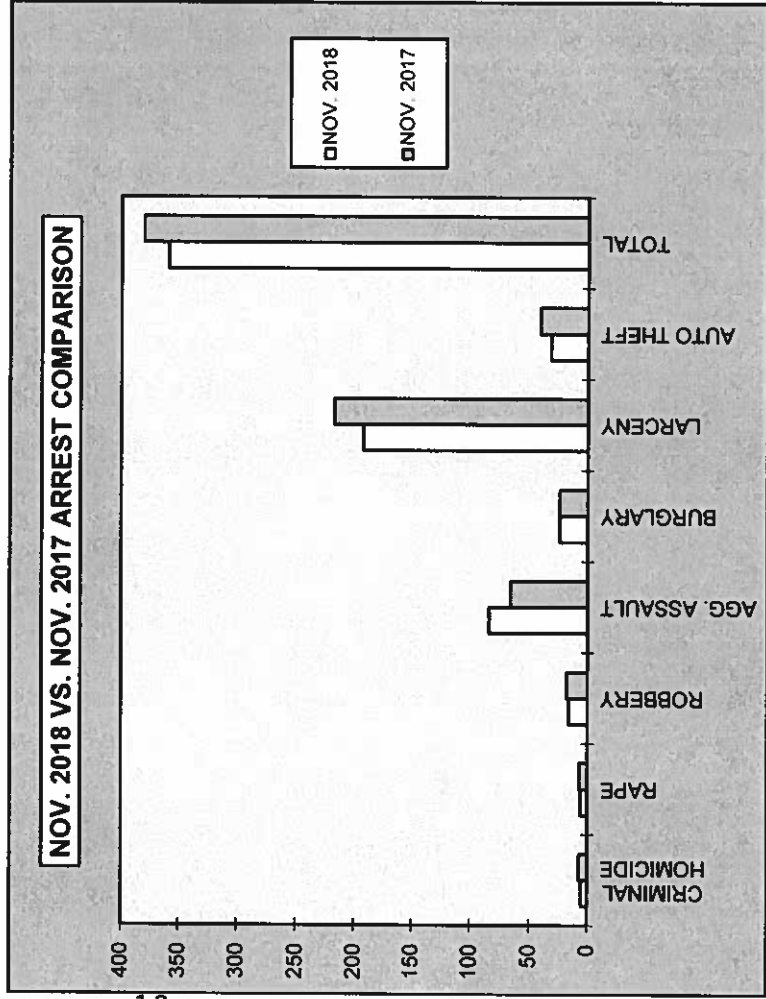
FIRST 11 MONTHS				
CRIME	JAN - NOV 2018	JAN - NOV 2017	# DIFFERENCE	% DIFFERENCE
CRIMINAL HOMICIDE	78	78	0	0%
RAPE	223	268	-45	-17%
ROBBERY	998	1,299	-301	-23%
AGG. ASSAULT	2,212	2,550	-338	-13%
BURGLARY	2,784	3,092	-308	-10%
RESIDENCE	2,050	2,398	-348	-15%
NON-RESIDENCE	734	694	40	6%
LARCENY	15,096	14,776	320	2%
POCKETPICKING	63	69	-6	-9%
PURSE SNATCHING	194	241	-47	-20%
SHOPLIFTING	2,276	2,192	84	4%
FROM MOTOR VEHICLES	8,602	8,033	569	7%
MOTOR VEH. PARTS/ACCESSORIES	711	773	-62	-8%
BICYCLES	278	257	21	8%
FROM BUILDINGS	1,242	1,228	14	1%
FROM COIN OPERATED MACHINES	14	17	-3	-18%
ALL OTHER	1,716	1,966	-250	-13%
AUTO THEFT	2,970	2,977	-7	0%
TOTAL	24,361	25,040	-679	-3%

YEAR TO DATE CRIME COMPARISON

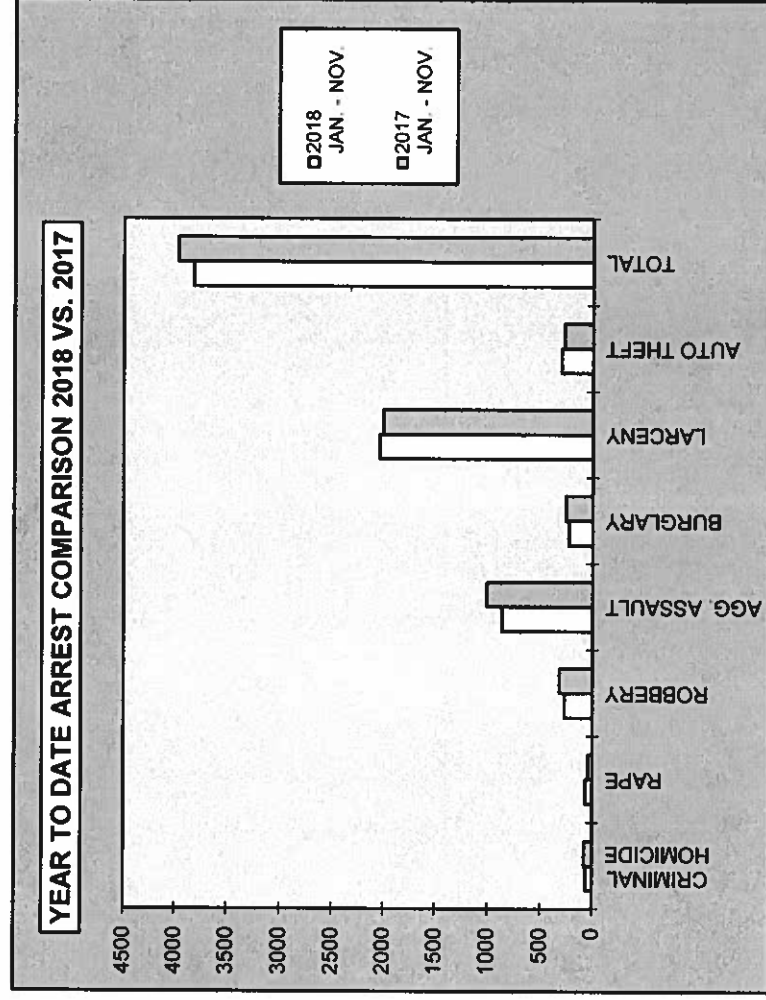


2018
ARREST COMPARISON

NOVEMBER ARREST COMPARISON					
CRIME	NOV. 2018	NOV. 2017	# DIFFERENCE	% DIFFERENCE	
CRIMINAL HOMICIDE	5	7	-2	-29%	
RAPE	6	7	-1	-14%	
ROBBERY	16	18	-2	-11%	
AGG. ASSAULT	84	66	18	27%	
BURGLARY	24	24	0	0%	
LARCENY	192	217	-25	-12%	
AUTO THEFT	32	41	-9	-22%	
TOTAL	359	380	-21	-6%	



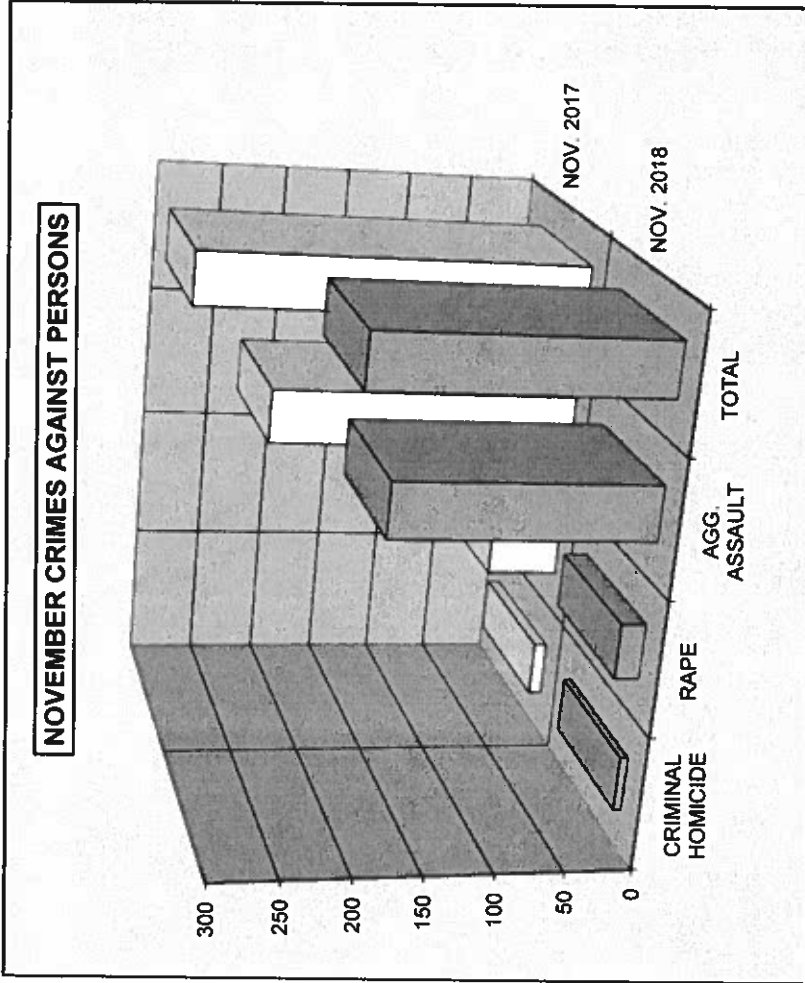
FIRST 11 MONTHS ARREST COMPARISON					
CRIME	2018 JAN. - NOV.		2017 JAN. - NOV.		% DIFFERENCE
CRIMINAL HOMICIDE	59	75	-16	-21%	
RAPE	63	40	23	58%	
ROBBERY	270	318	-48	-15%	
AGG. ASSAULT	866	1,007	-141	-14%	
BURGLARY	228	257	-29	-11%	
LARCENY	2,035	2,003	32	2%	
AUTO THEFT	301	274	27	10%	
TOTAL	3,822	3,974	-152	-4%	



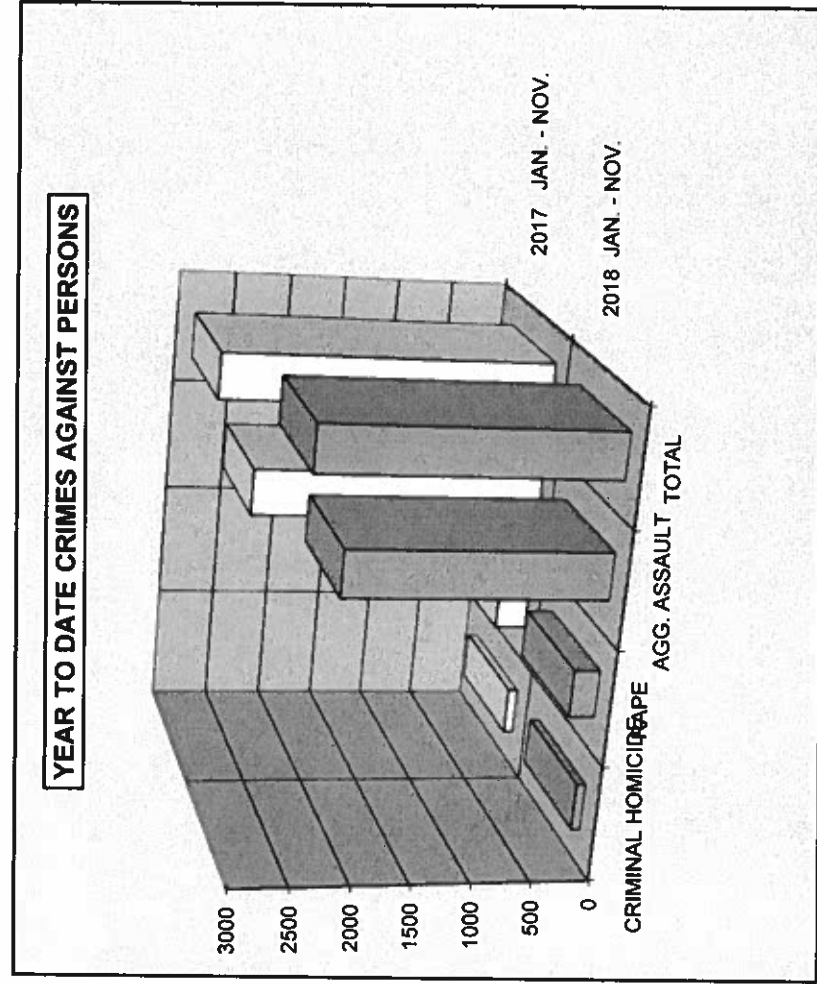
2018

**CRIME COMPARISON
CRIMES AGAINST PERSONS**

NOVEMBER				
CRIME	NOV. 2018	NOV 2017	# DIFFERENCE	% DIFFERENCE
CRIMINAL HOMICIDE	6	9	-3	-33%
RAPE	18	53	-35	-66%
AGG. ASSAULT	189	232	-43	-19%
TOTAL	213	294	-81	-28%

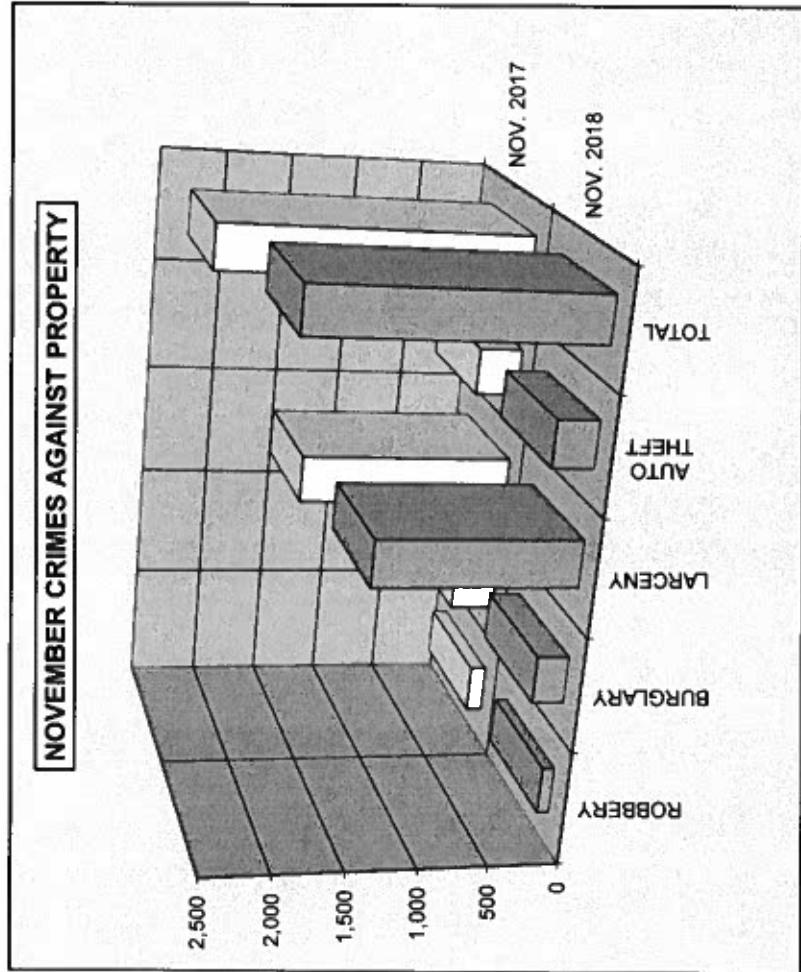


FIRST 11 MONTHS				
CRIME	2018 JAN. - NOV.	2017 JAN. - NOV.	# DIFFERENCE	% DIFFERENCE
CRIMINAL HOMICIDE	78	78	0	0%
RAPE	223	268	-45	-17%
AGG. ASSAULT	2,212	2,550	-338	-13%
TOTAL	2,513	2,896	-383	-13%

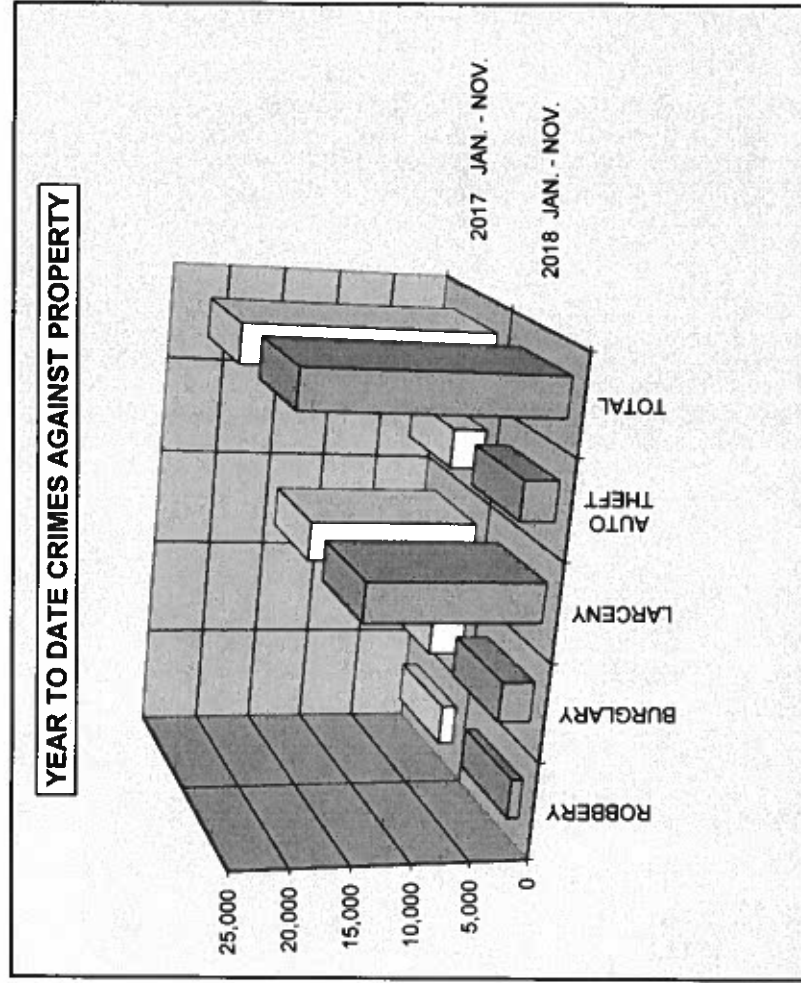


**2018
CRIME COMPARISON
CRIMES AGAINST PROPERTY**

NOVEMBER					
CRIME	NOV. 2018	NOV. 2017	# DIFFERENCE	% DIFFERENCE	
ROBBERY	83	111	-28	-25%	
BURGLARY	222	324	-102	-31%	
LARCENY	1,432	1,551	-119	-8%	
AUTO THEFT	293	315	-22	-7%	
TOTAL	2,030	2,301	-271	-12%	

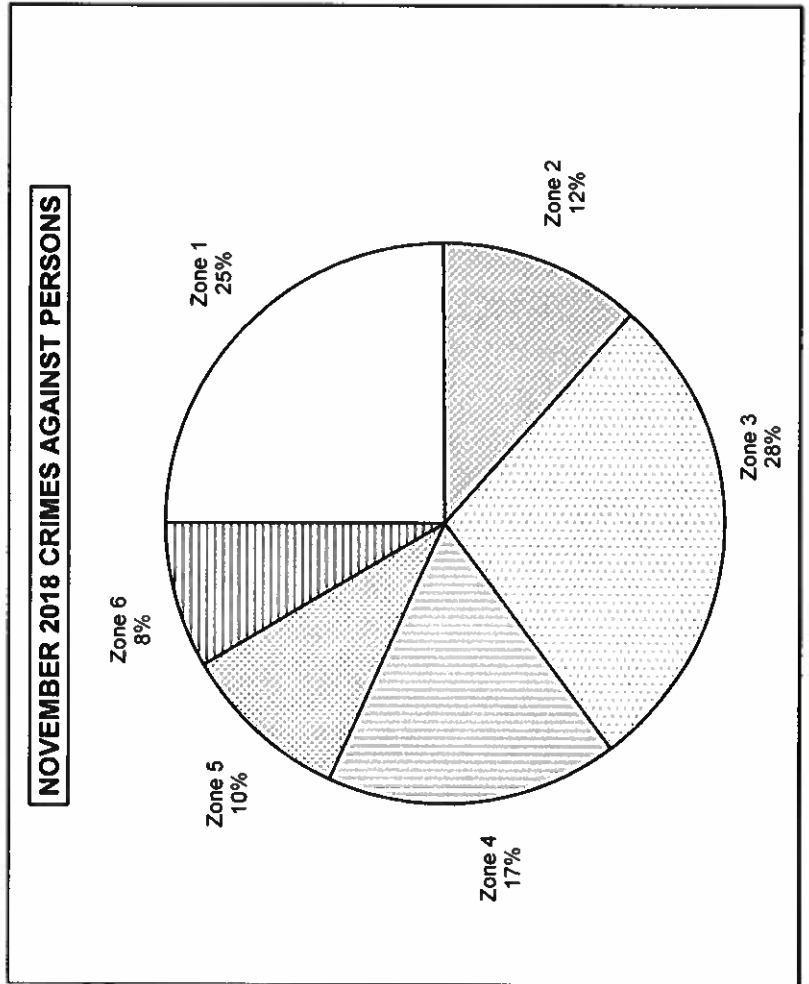


FIRST 11 MONTHS					
CRIME	2018 JAN. - NOV.	2017 JAN. - NOV.	# DIFFERENCE	% DIFFERENCE	
ROBBERY	998	1,299	-301	-23%	
BURGLARY	2,784	3,092	-308	-10%	
LARCENY	15,096	14,776	320	2%	
AUTO THEFT	2,970	2,977	-7	0%	
TOTAL	21,848	22,144	-296	-1%	

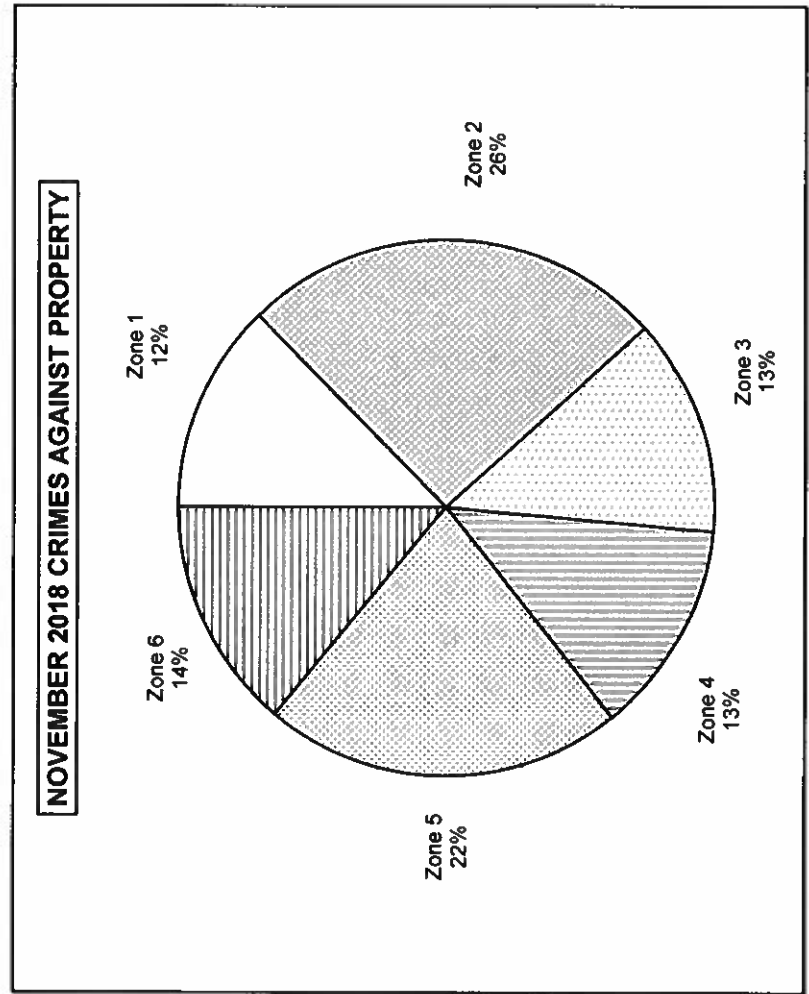


**2018
AREA BREAKDOWN
CRIMES AGAINST PERSONS AND PROPERTY**

NOVEMBER 2018 CRIMES AGAINST PERSONS BY ZONE						
CRIME	Zone 1	Zone 2	Zone 3	Zone 4	Zone 5	Zone 6
CRIMINAL HOMICIDE	0	2	3	1	0	0
RAPE	5	1	5	3	2	2
AGG. ASSAULT	48	22	52	32	19	16
TOTAL CRIMES AGAINST PERSONS	53	25	60	36	21	18

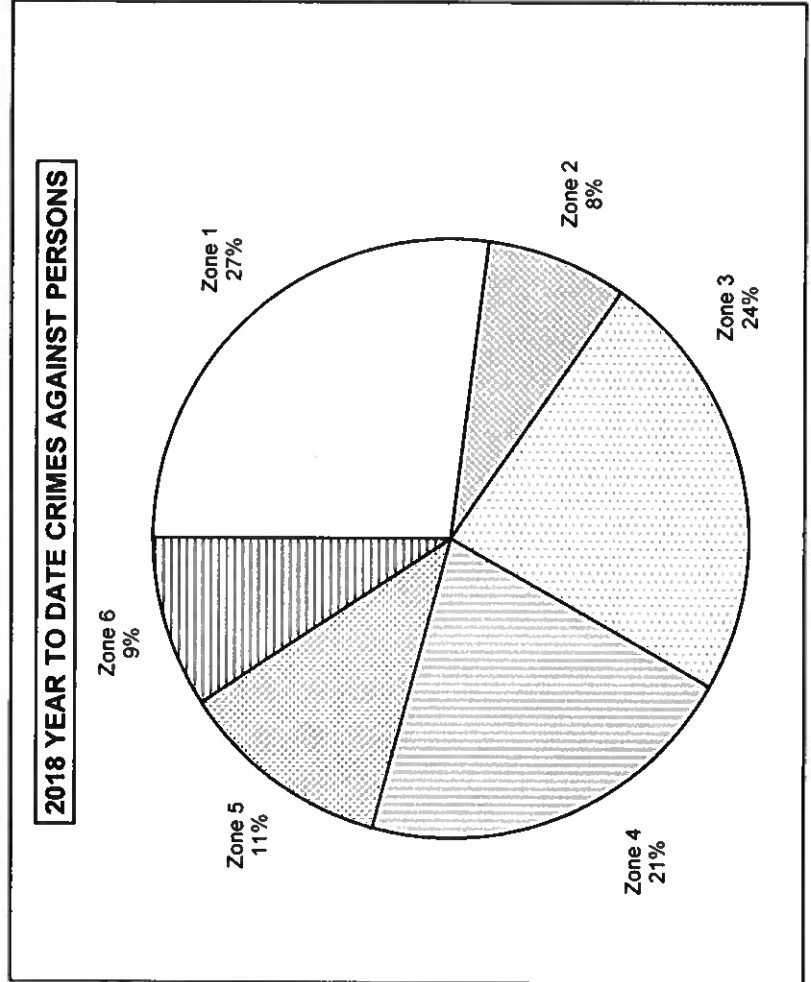


NOVEMBER 2018 CRIMES AGAINST PROPERTY BY ZONE						
CRIME	Zone 1	Zone 2	Zone 3	Zone 4	Zone 5	Zone 6
ROBBERY	20	9	11	15	16	12
BURGLARY	48	56	44	45	10	19
LARCENY	139	406	146	147	371	223
AUTO THEFT	50	50	65	54	43	31
TOTAL CRIMES AGAINST PROPERTY	257	521	266	261	440	285

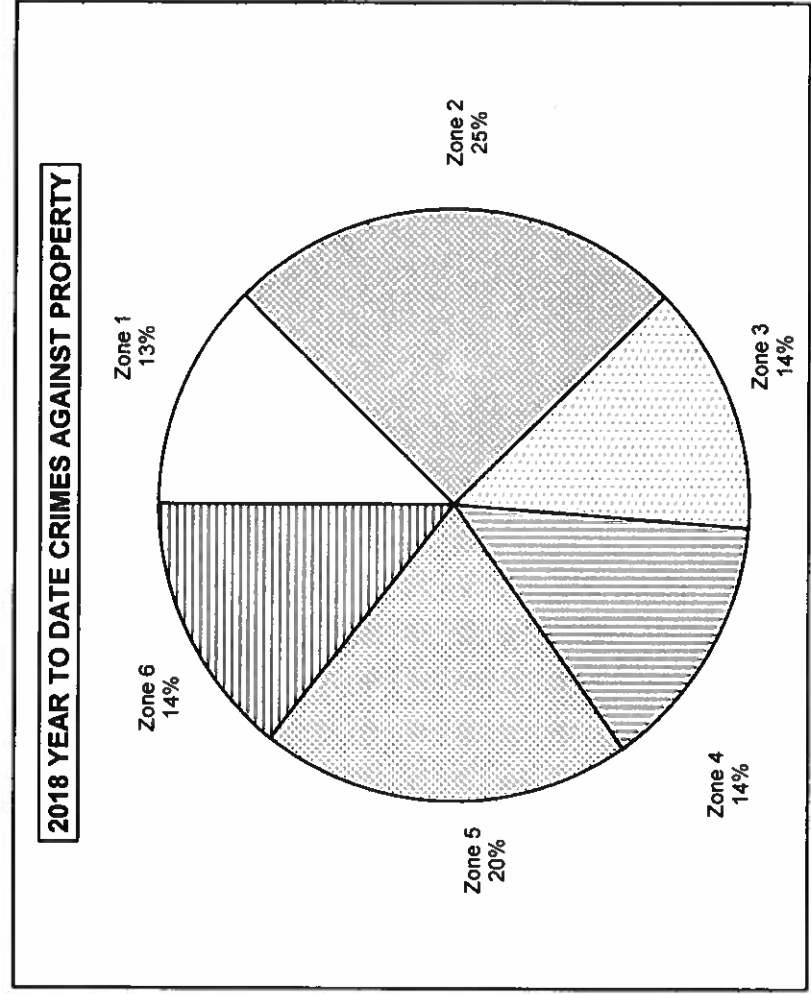


2018
YEAR TO DATE AREA BREAKDOWN
CRIMES AGAINST PERSONS AND PROPERTY

FIRST 11 MONTHS 2018 CRIMES AGAINST PERSONS BY ZONE						
CRIME	Zone 1	Zone 2	Zone 3	Zone 4	Zone 5	Zone 6
CRIMINAL HOMICIDE	28	11	15	14	7	3
RAPE	50	26	43	38	43	23
AGG. ASSAULT	601	154	534	476	240	207
TOTAL CRIMES AGAINST PERSONS	679	191	592	528	290	233

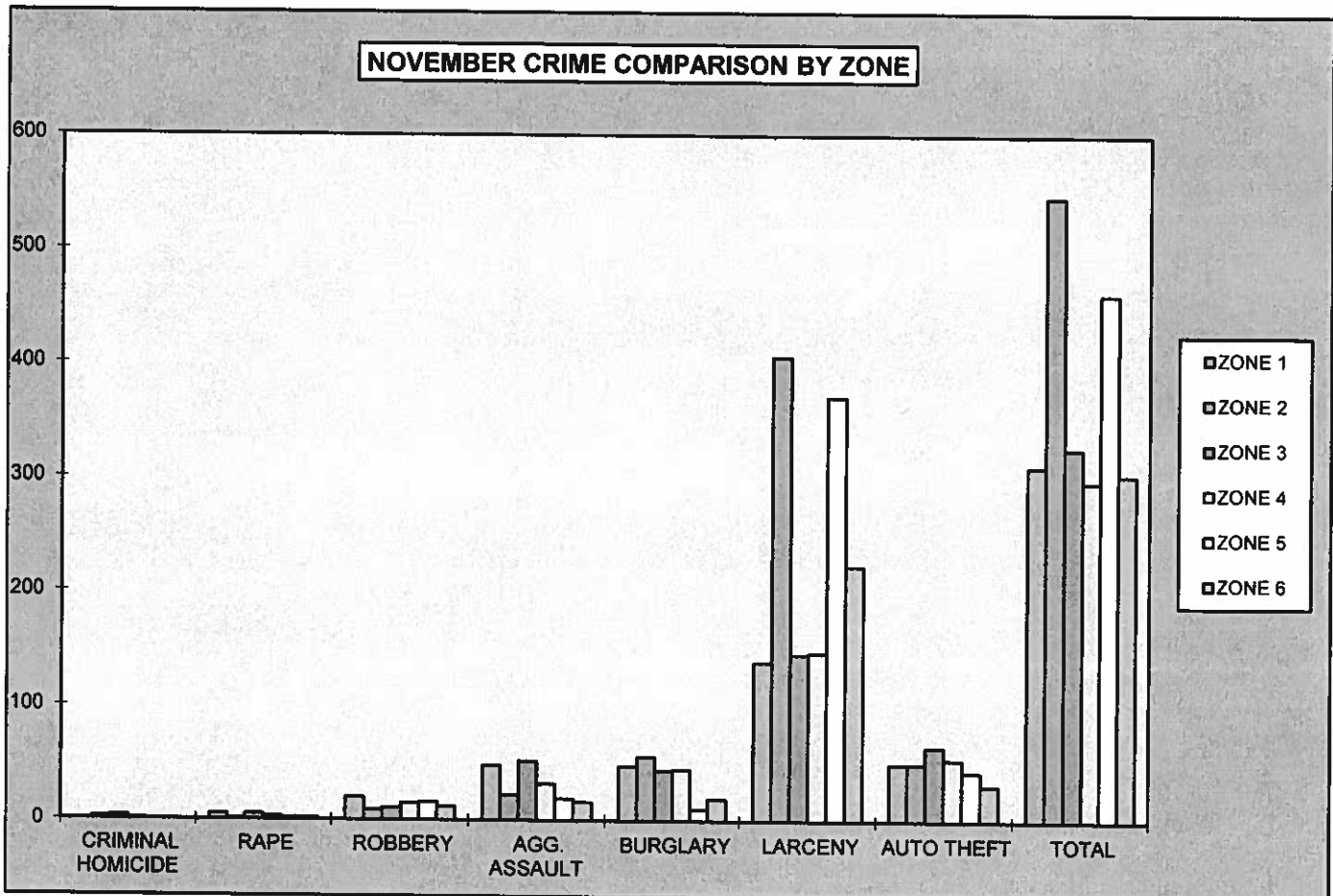


FIRST 11 MONTHS 2018 CRIMES AGAINST PROPERTY BY ZONE						
CRIME	Zone 1	Zone 2	Zone 3	Zone 4	Zone 5	Zone 6
ROBBERY	202	130	193	195	146	132
BURGLARY	499	570	555	607	226	327
LARCENY	1,528	4,259	1,671	1,686	3,573	2,379
AUTO THEFT	497	526	557	593	482	315
TOTAL CRIMES AGAINST PROPERTY	2,726	5,485	2,976	3,081	4,427	3,153



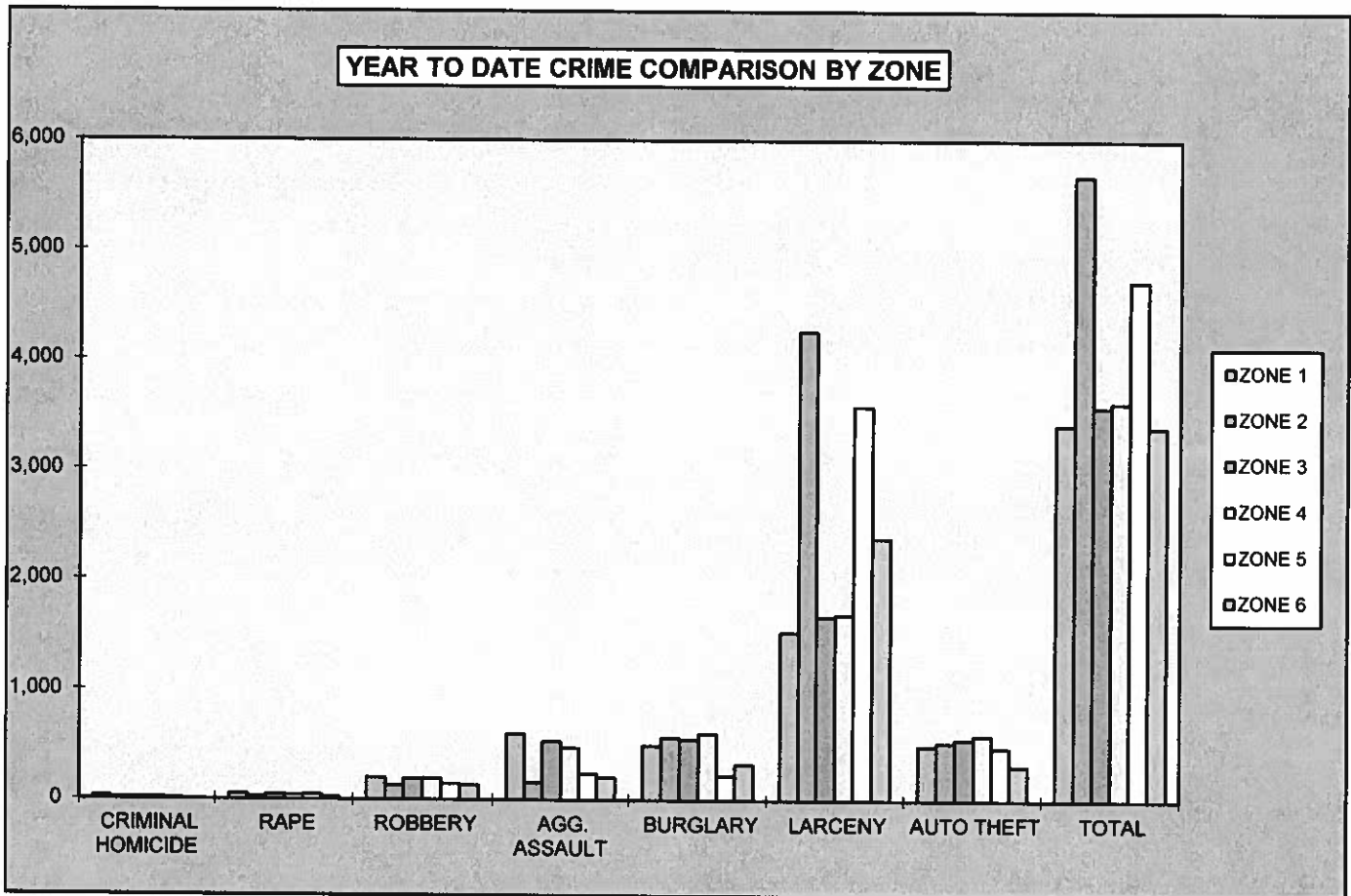
**2018
AREA BREAKDOWN**

NOVEMBER CRIME COMPARISON BY ZONE						
CRIME	ZONE 1	ZONE 2	ZONE 3	ZONE 4	ZONE 5	ZONE 6
CRIMINAL HOMICIDE	0	2	3	1	0	0
RAPE	5	1	5	3	2	2
ROBBERY	20	9	11	15	16	12
AGG. ASSAULT	48	22	52	32	19	16
BURGLARY	48	56	44	45	10	19
RESIDENCE	44	33	36	40	5	9
NON-RESIDENCE	4	23	8	5	5	10
LARCENY	139	406	146	147	371	223
POCKETPICKING	0	3	0	0	4	0
PURSE SNATCHING	2	2	1	4	8	2
SHOPLIFTING	43	66	8	14	32	48
FROM MOTOR VEHICLES	52	263	73	90	258	135
MOTOR VEH. PARTS/ACCESSORIES	7	6	13	4	9	3
BICYCLES	2	1	0	0	4	5
FROM BUILDINGS	11	30	18	9	32	8
FROM COIN OPERATED MACHINES	0	0	1	1	0	1
ALL OTHER	22	35	32	25	24	21
AUTO THEFT	50	50	65	54	43	31
TOTAL	310	546	326	297	461	303



**2018
YEAR TO DATE AREA BREAKDOWN**

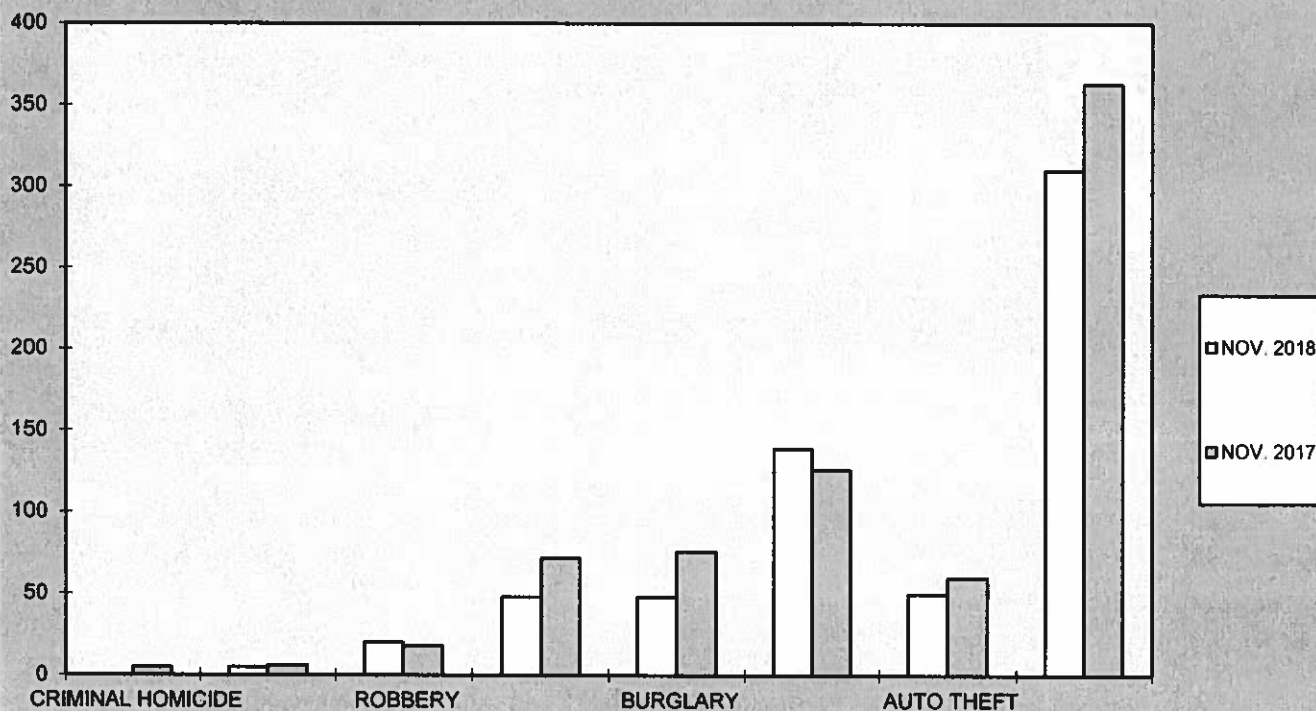
FIRST 11 MONTHS CRIME COMPARISON						
CRIME	ZONE 1	ZONE 2	ZONE 3	ZONE 4	ZONE 5	ZONE 6
CRIMINAL HOMICIDE	28	11	15	14	7	3
RAPE	50	26	43	38	43	23
ROBBERY	202	130	193	195	146	132
AGG. ASSAULT	601	154	534	476	240	207
BURGLARY	499	570	555	607	226	327
RESIDENCE	435	327	431	484	135	238
NON-RESIDENCE	64	243	124	123	91	89
LARCENY	1,528	4,259	1,671	1,686	3,573	2,379
POCKETPICKING	1	27	3	4	21	7
PURSE SNATCHING	33	24	28	36	54	19
SHOPLIFTING	380	817	142	231	287	419
FROM MOTOR VEHICLES	625	2,540	826	887	2,306	1,418
MOTOR VEH. PARTS/ACCESSORIES	127	109	191	111	103	70
BICYCLES	11	46	17	11	106	87
FROM BUILDINGS	131	319	141	116	417	118
FROM COIN OPERATED MACHINES	4	0	2	3	3	2
ALL OTHER	216	377	321	287	276	239
AUTO THEFT	497	526	557	593	482	315
TOTAL	3,405	5,676	3,568	3,609	4,717	3,386



**2018
MONTHLY CRIME COMPARISON**

ZONE 1				
CRIME	NOV 2018	NOV 2017	# DIFFERENCE	% DIFFERENCE
CRIMINAL HOMICIDE	0	5	-5	-100%
RAPE	5	6	-1	-17%
ROBBERY	20	18	2	11%
AGG. ASSAULT	48	72	-24	-33%
BURGLARY	48	76	-28	-37%
RESIDENCE	44	67	-23	-34%
NON-RESIDENCE	4	9	-5	-56%
LARCENY	139	126	13	10%
POCKETPICKING	0	0	0	0%
PURSE SNATCHING	2	8	-6	-75%
SHOPLIFTING	43	24	19	79%
FROM MOTOR VEHICLES	52	52	0	0%
MOTOR VEH. PARTS/ACCESSORIES	7	11	-4	-36%
BICYCLES	2	1	1	100%
FROM BUILDINGS	11	12	-1	-8%
FROM COIN OPERATED MACHINES	0	0	0	0%
ALL OTHER	22	18	4	22%
AUTO THEFT	50	60	-10	-17%
TOTAL	310	363	-53	-15%

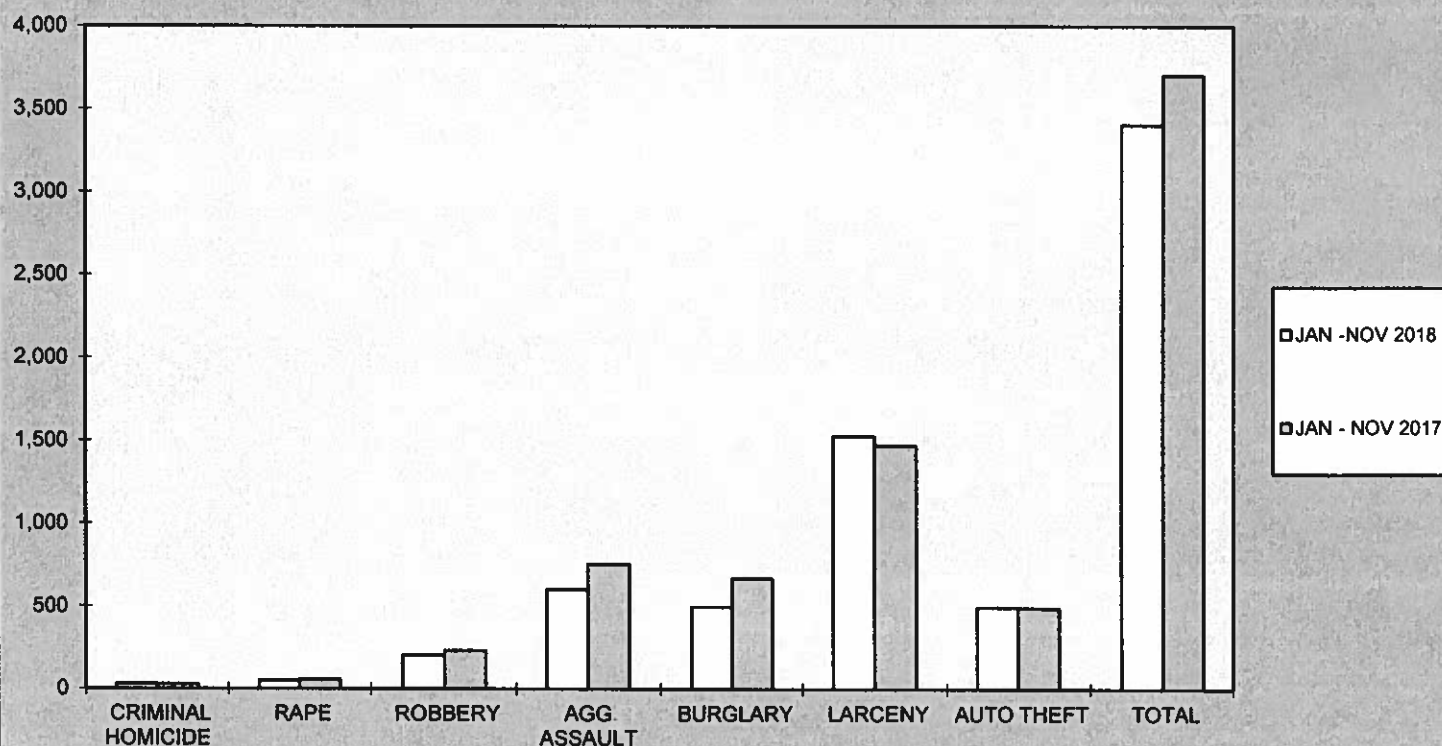
ZONE 1 NOVEMBER 2018 VS. NOVEMBER 2017 CRIME COMPARISON



**2018
YEAR TO DATE CRIME COMPARISON**

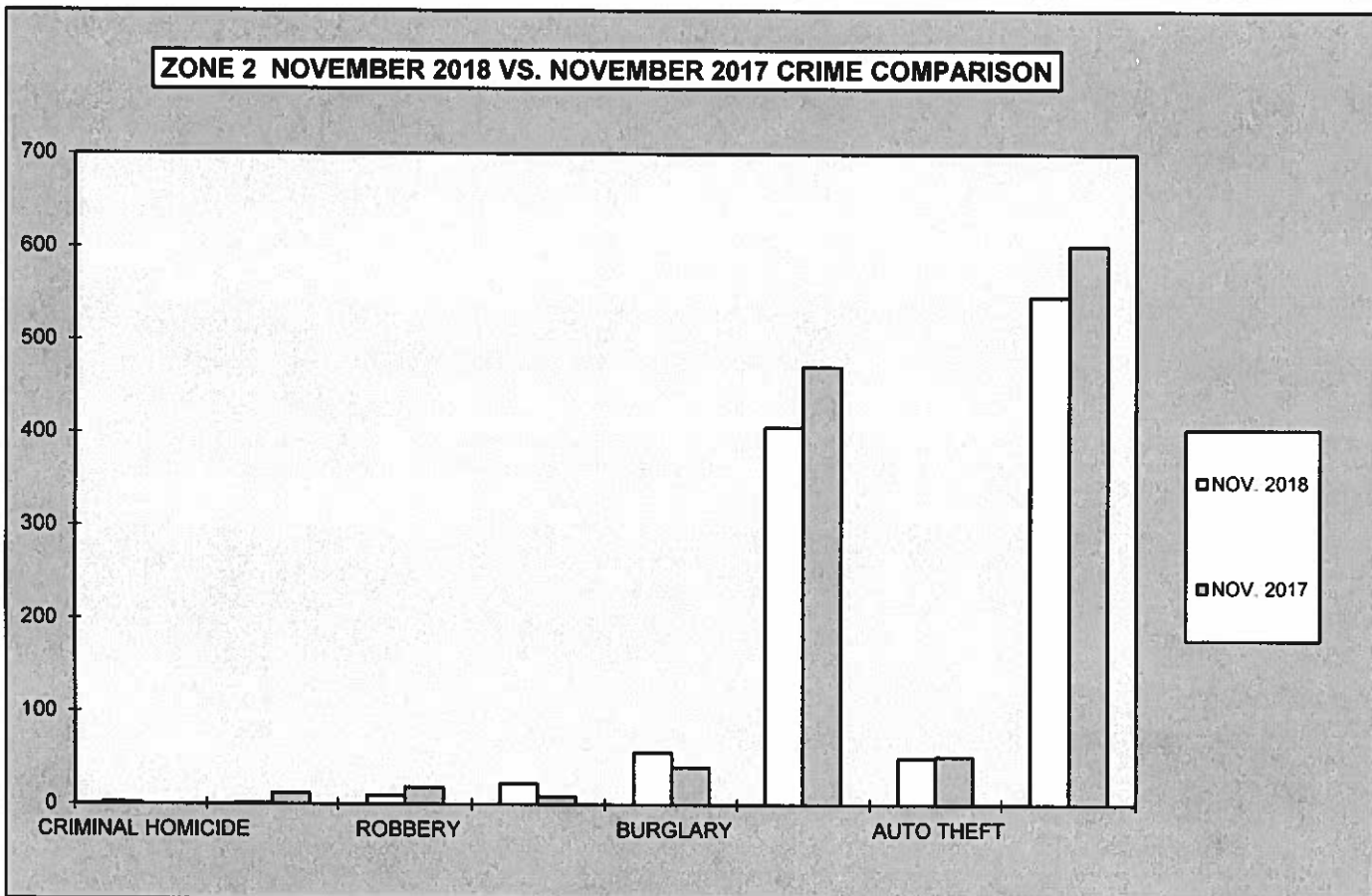
ZONE 1				
CRIME	JAN - NOV 2018	JAN - NOV 2017	# DIFFERENCE	% DIFFERENCE
CRIMINAL HOMICIDE	28	25	3	12%
RAPE	50	56	-6	-11%
ROBBERY	202	232	-30	-13%
AGG. ASSAULT	601	754	-153	-20%
BURGLARY	499	670	-171	-26%
RESIDENCE	435	577	-142	-25%
NON-RESIDENCE	64	93	-29	-31%
LARCENY	1,528	1,473	55	4%
POCKETPICKING	1	2	-1	-50%
PURSE SNATCHING	33	48	-15	-31%
SHOPLIFTING	380	209	171	82%
FROM MOTOR VEHICLES	625	625	0	0%
MOTOR VEH. PARTS/ACCESSORIES	127	166	-39	-23%
BICYCLES	11	6	5	83%
FROM BUILDINGS	131	143	-12	-8%
FROM COIN OPERATED MACHINES	4	7	-3	-43%
ALL OTHER	216	267	-51	-19%
AUTO THEFT	497	493	4	1%
TOTAL	3,405	3,703	-298	-8%

ZONE 1 YEAR TO DATE CRIME COMPARISON



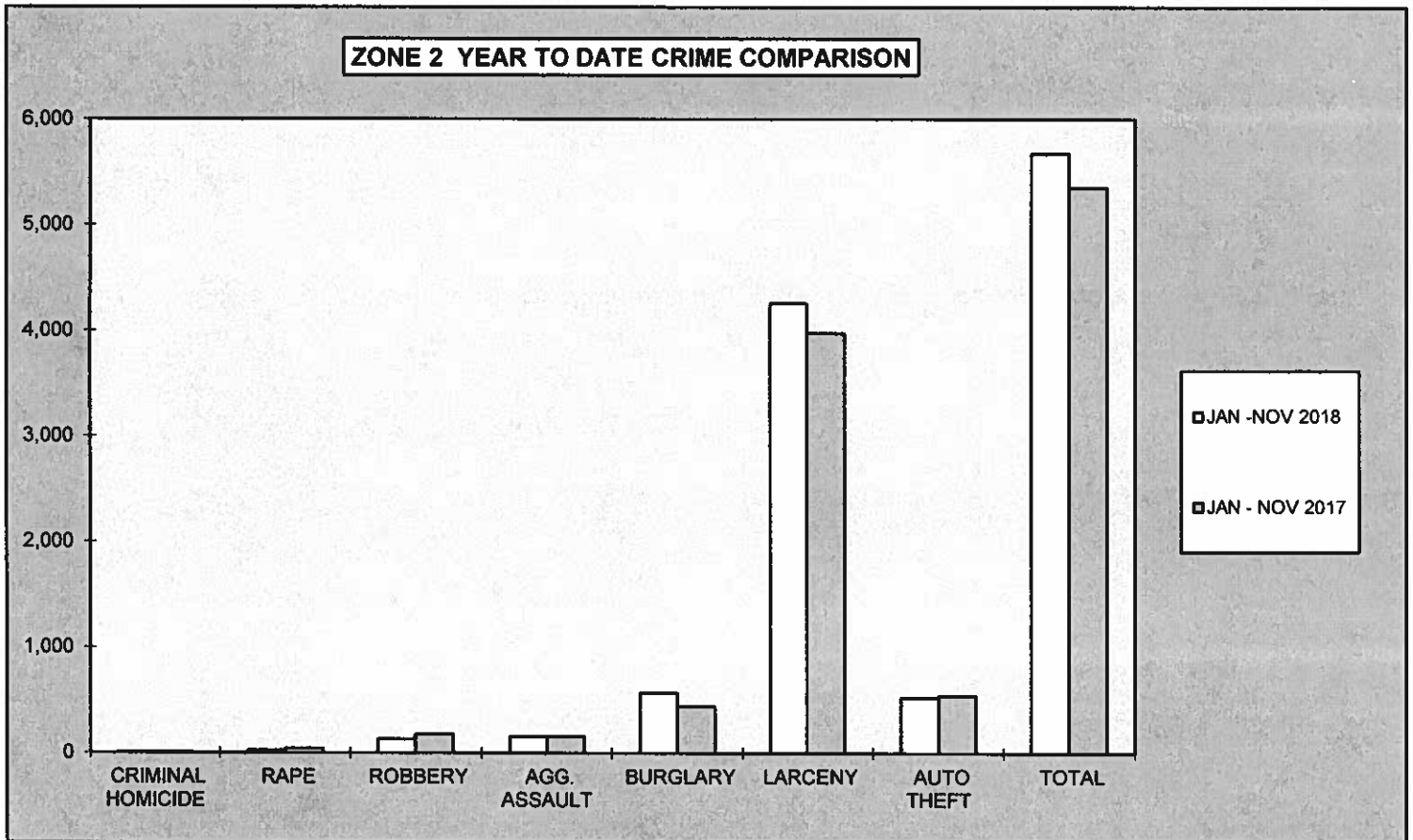
**2018
MONTHLY CRIME COMPARISON**

ZONE 2				
CRIME	NOV 2018	NOV 2017	# DIFFERENCE	% DIFFERENCE
CRIMINAL HOMICIDE	2	0	2	100%
RAPE	1	12	-11	-92%
ROBBERY	9	18	-9	-50%
AGG. ASSAULT	22	8	14	175%
BURGLARY	56	40	16	40%
RESIDENCE	33	26	7	27%
NON-RESIDENCE	23	14	9	64%
LARCENY	406	471	-65	-14%
POCKETPICKING	3	0	3	100%
PURSE SNATCHING	2	5	-3	-60%
SHOPLIFTING	66	104	-38	-37%
FROM MOTOR VEHICLES	263	272	-9	-3%
MOTOR VEH. PARTS/ACCESSORIES	6	19	-13	-68%
BICYCLES	1	4	-3	-75%
FROM BUILDINGS	30	29	1	3%
FROM COIN OPERATED MACHINES	0	0	0	0%
ALL OTHER	35	38	-3	-8%
AUTO THEFT	50	52	-2	-4%
TOTAL	546	601	-55	-9%



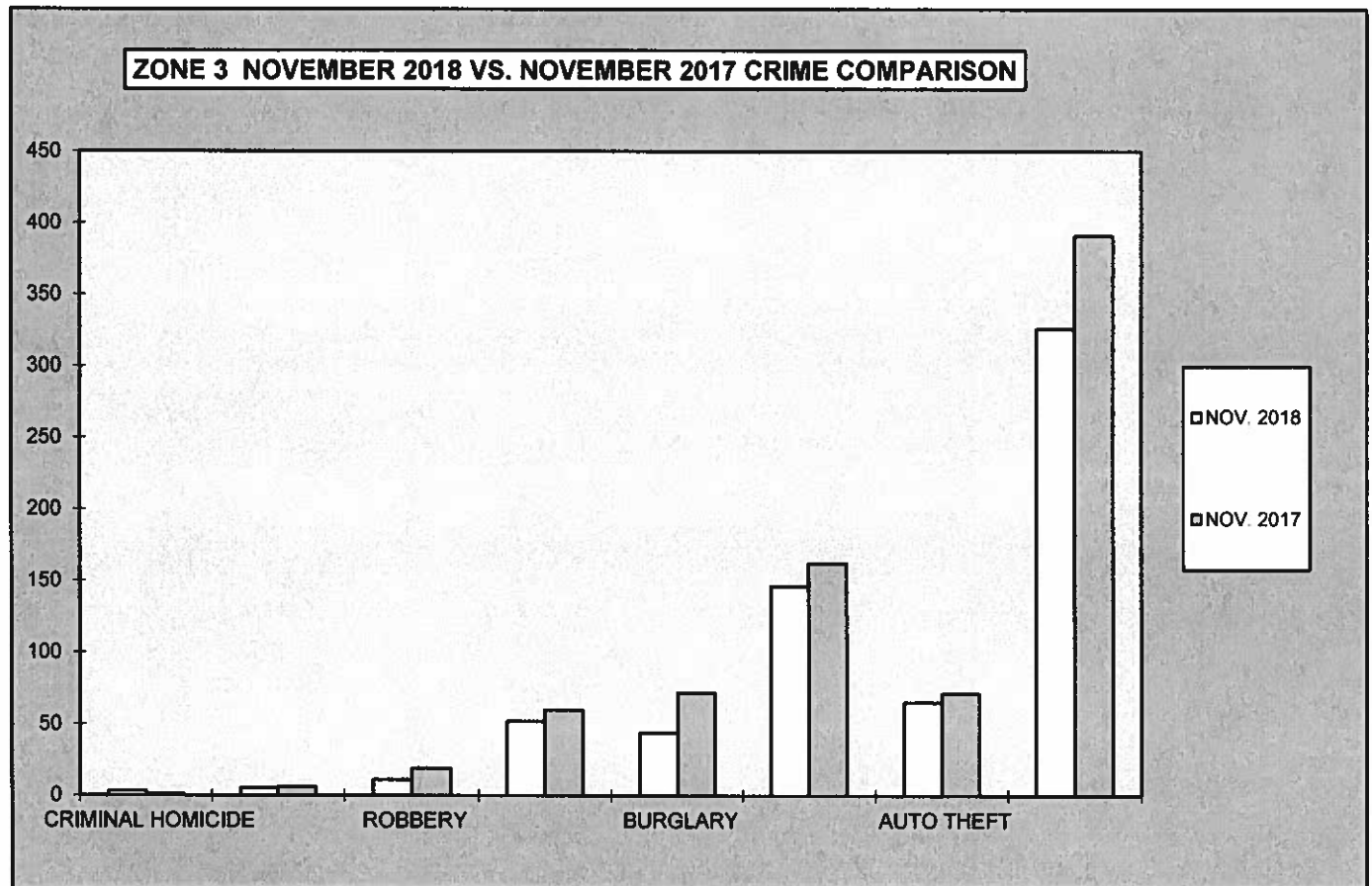
**2018
YEAR TO DATE CRIME COMPARISON**

ZONE 2				
CRIME	JAN - NOV 2018	JAN - NOV 2017	# DIFFERENCE	% DIFFERENCE
CRIMINAL HOMICIDE	11	7	4	57%
RAPE	26	41	-15	-37%
ROBBERY	130	178	-48	-27%
AGG. ASSAULT	154	161	-7	-4%
BURGLARY	570	444	126	28%
RESIDENCE	327	292	35	12%
NON-RESIDENCE	243	152	91	60%
LARCENY	4,259	3,977	282	7%
POCKETPICKING	27	29	-2	-7%
PURSE SNATCHING	24	30	-6	-20%
SHOPLIFTING	817	861	-44	-5%
FROM MOTOR VEHICLES	2,540	2,205	335	15%
MOTOR VEH. PARTS/ACCESSORIES	109	112	-3	-3%
BICYCLES	46	38	8	21%
FROM BUILDINGS	319	292	27	9%
FROM COIN OPERATED MACHINES	0	0	0	0%
ALL OTHER	377	410	-33	-8%
AUTO THEFT	526	544	-18	-3%
TOTAL	5,676	5,352	324	6%



**2018
MONTHLY CRIME COMPARISON**

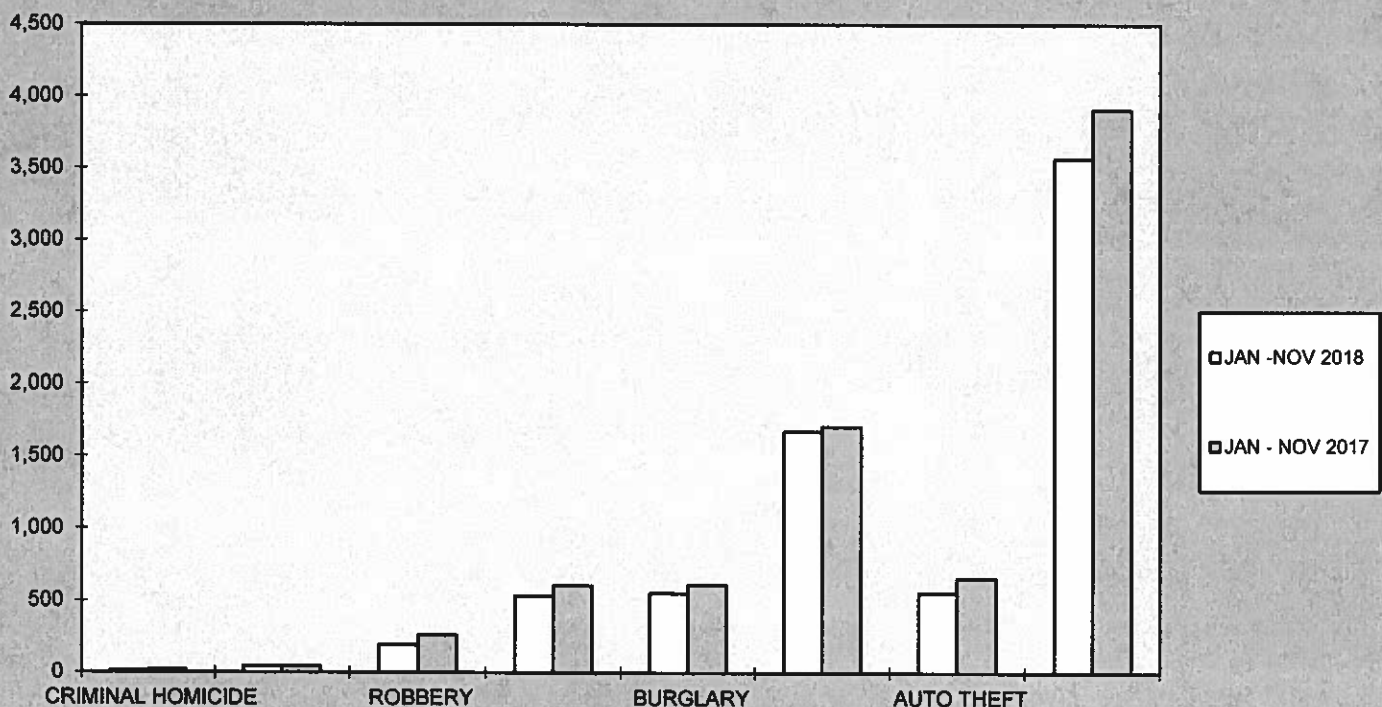
ZONE 3				
CRIME	NOV. 2018	NOV. 2017	# DIFFERENCE	% DIFFERENCE
CRIMINAL HOMICIDE	3	1	2	200%
RAPE	5	6	-1	-17%
ROBBERY	11	19	-8	-42%
AGG. ASSAULT	52	60	-8	-13%
BURGLARY	44	72	-28	-39%
RESIDENCE	36	62	-26	-42%
NON-RESIDENCE	8	10	-2	-20%
LARCENY	146	162	-16	-10%
POCKETPICKING	0	1	-1	-100%
PURSE SNATCHING	1	0	1	100%
SHOPLIFTING	8	13	-5	-38%
FROM MOTOR VEHICLES	73	96	-23	-24%
MOTOR VEH. PARTS/ACCESSORIES	13	24	-11	-46%
BICYCLES	0	2	-2	-100%
FROM BUILDINGS	18	5	13	260%
FROM COIN OPERATED MACHINES	1	0	1	100%
ALL OTHER	32	21	11	52%
AUTO THEFT	65	71	-6	-8%
TOTAL	326	391	-65	-17%



**2018
YEAR TO DATE CRIME COMPARISON**

ZONE 3				
CRIME	JAN - NOV 2018	JAN - NOV 2017	# DIFFERENCE	% DIFFERENCE
CRIMINAL HOMICIDE	15	19	-4	-21%
RAPE	43	45	-2	-4%
ROBBERY	193	260	-67	-26%
AGG. ASSAULT	534	606	-72	-12%
BURGLARY	555	613	-58	-9%
RESIDENCE	431	485	-54	-11%
NON-RESIDENCE	124	128	-4	-3%
LARCENY	1,671	1,706	-35	-2%
POCKETPICKING	3	3	0	0%
PURSE SNATCHING	28	30	-2	-7%
SHOPLIFTING	142	144	-2	-1%
FROM MOTOR VEHICLES	826	867	-41	-5%
MOTOR VEH. PARTS/ACCESSORIES	191	177	14	8%
BICYCLES	17	15	2	13%
FROM BUILDINGS	141	124	17	14%
FROM COIN OPERATED MACHINES	2	1	1	100%
ALL OTHER	321	345	-24	-7%
AUTO THEFT	557	659	-102	-15%
TOTAL	3,568	3,908	-340	-9%

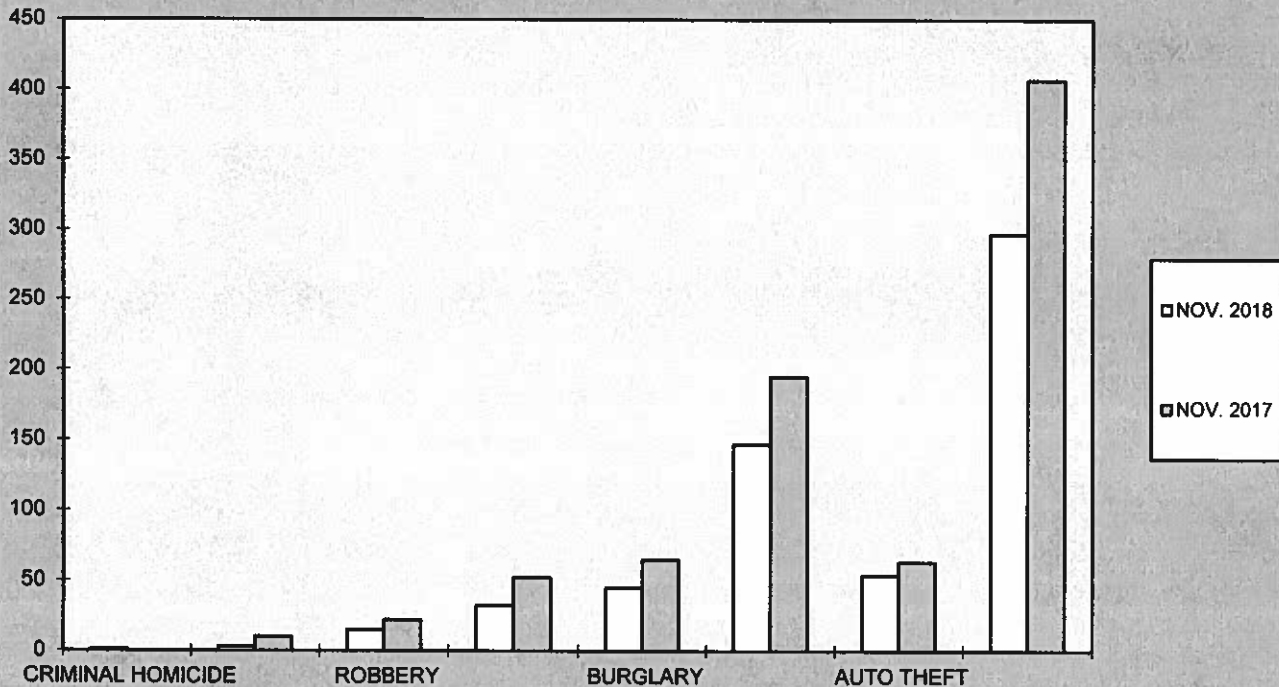
ZONE 3 YEAR TO DATE CRIME COMPARISON



**2018
MONTHLY CRIME COMPARISON**

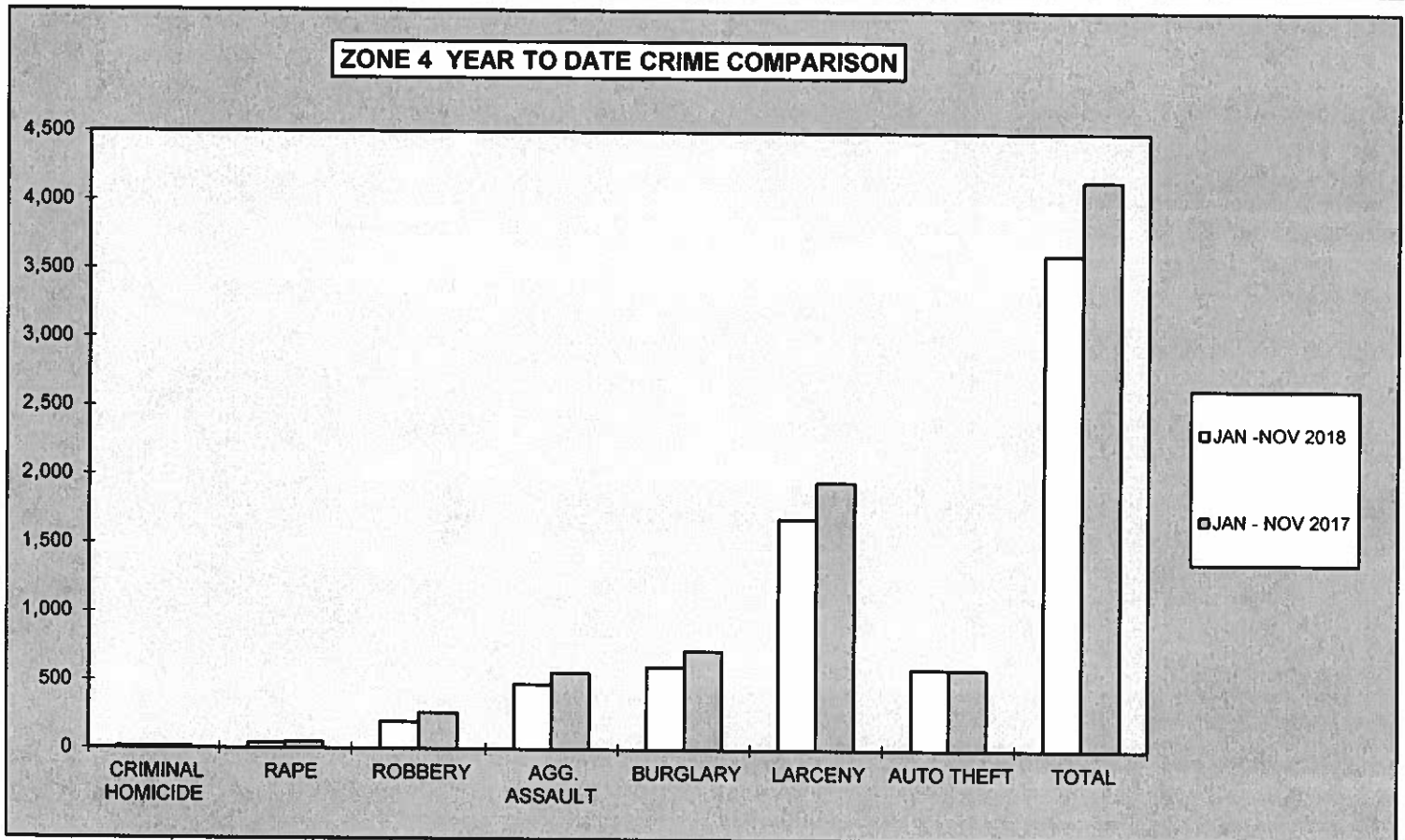
ZONE 4				
CRIME	NOV 2018	NOV 2017	# DIFFERENCE	% DIFFERENCE
CRIMINAL HOMICIDE	1	0	1	100%
RAPE	3	10	-7	-70%
ROBBERY	15	22	-7	-32%
AGG. ASSAULT	32	52	-20	-38%
BURGLARY	45	65	-20	-31%
RESIDENCE	40	47	-7	-15%
NON-RESIDENCE	5	18	-13	-72%
LARCENY	147	195	-48	-25%
POCKETPICKING	0	0	0	0%
PURSE SNATCHING	4	3	1	33%
SHOPLIFTING	14	24	-10	-42%
FROM MOTOR VEHICLES	90	119	-29	-24%
MOTOR VEH. PARTS/ACCESSORIES	4	14	-10	-71%
BICYCLES	0	0	0	0%
FROM BUILDINGS	9	12	-3	-25%
FROM COIN OPERATED MACHINES	1	2	-1	-50%
ALL OTHER	25	21	4	19%
AUTO THEFT	54	63	-9	-14%
TOTAL	297	407	-110	-27%

ZONE 4 NOVEMBER 2018 VS. NOVEMBER 2017 CRIME COMPARISON



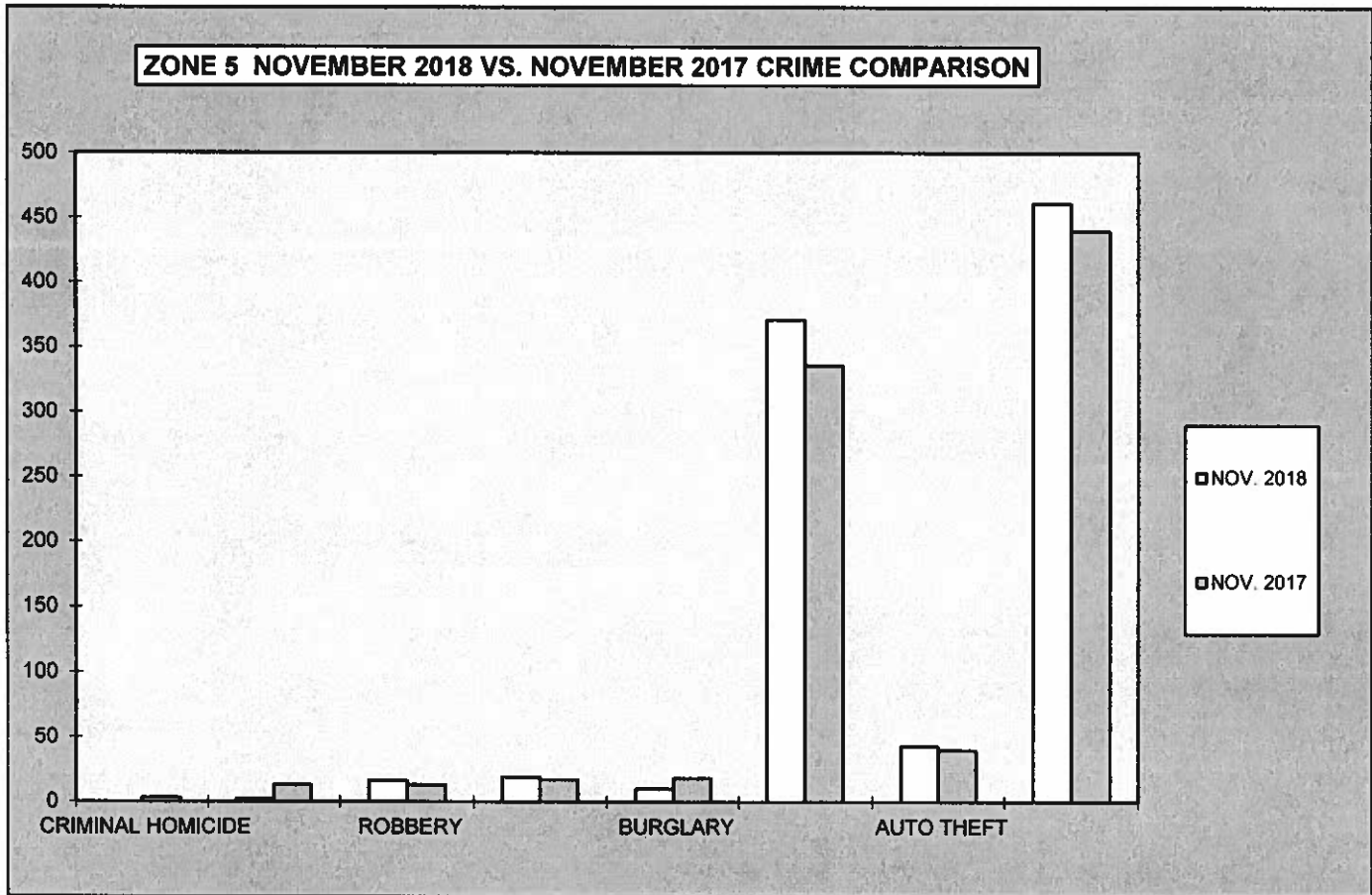
**2018
YEAR TO DATE CRIME COMPARISON**

ZONE 4				
CRIME	JAN -NOV 2018	JAN -NOV 2017	# DIFFERENCE	% DIFFERENCE
CRIMINAL HOMICIDE	14	14	0	0%
RAPE	38	45	-7	-16%
ROBBERY	195	262	-67	-26%
AGG. ASSAULT	476	561	-85	-15%
BURGLARY	607	724	-117	-16%
RESIDENCE	484	587	-103	-18%
NON-RESIDENCE	123	137	-14	-10%
LARCENY	1,686	1,954	-268	-14%
POCKETPICKING	4	7	-3	-43%
PURSE SNATCHING	36	50	-14	-28%
SHOPLIFTING	231	263	-32	-12%
FROM MOTOR VEHICLES	887	1,023	-136	-13%
MOTOR VEH. PARTS/ACCESSORIES	111	131	-20	-15%
BICYCLES	11	14	-3	-21%
FROM BUILDINGS	116	133	-17	-13%
FROM COIN OPERATED MACHINES	3	3	0	0%
ALL OTHER	287	330	-43	-13%
AUTO THEFT	593	589	4	1%
TOTAL	3,609	4,149	-540	-13%



**2018
MONTHLY CRIME COMPARISON**

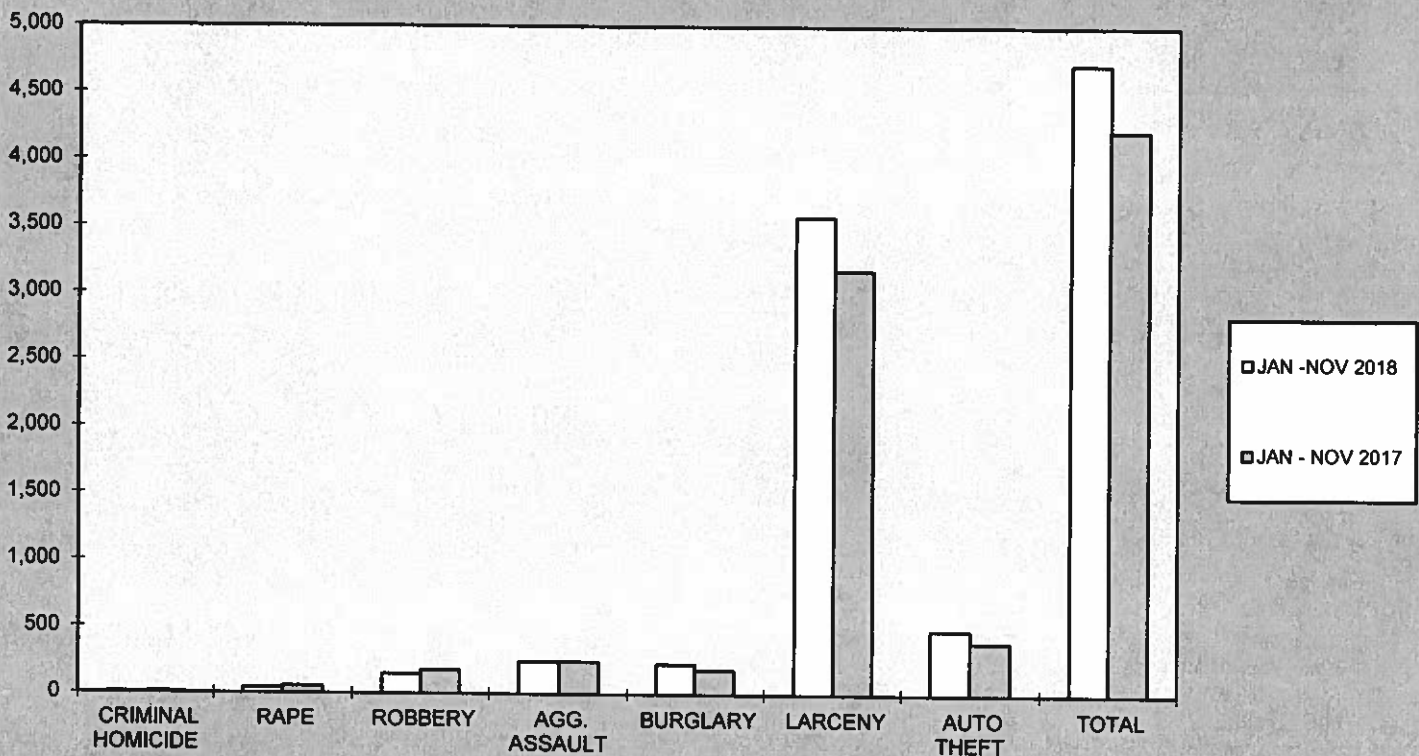
ZONE 5				
CRIME	NOV. 2018	NOV. 2017	# DIFFERENCE	% DIFFERENCE
CRIMINAL HOMICIDE	0	3	-3	-100%
RAPE	2	13	-11	-85%
ROBBERY	16	13	3	23%
AGG. ASSAULT	19	17	2	12%
BURGLARY	10	18	-8	-44%
RESIDENCE	5	8	-3	-38%
NON-RESIDENCE	5	10	-5	-50%
LARCENY	371	336	35	10%
POCKETPICKING	4	2	2	100%
PURSE SNATCHING	8	6	2	33%
SHOPLIFTING	32	32	0	0%
FROM MOTOR VEHICLES	258	214	44	21%
MOTOR VEH. PARTS/ACCESSORIES	9	11	-2	-18%
BICYCLES	4	12	-8	-67%
FROM BUILDINGS	32	27	5	19%
FROM COIN OPERATED MACHINES	0	0	0	0%
ALL OTHER	24	32	-8	-25%
AUTO THEFT	43	40	3	8%
TOTAL	461	440	21	5%



**2018
YEAR TO DATE CRIME COMPARISON**

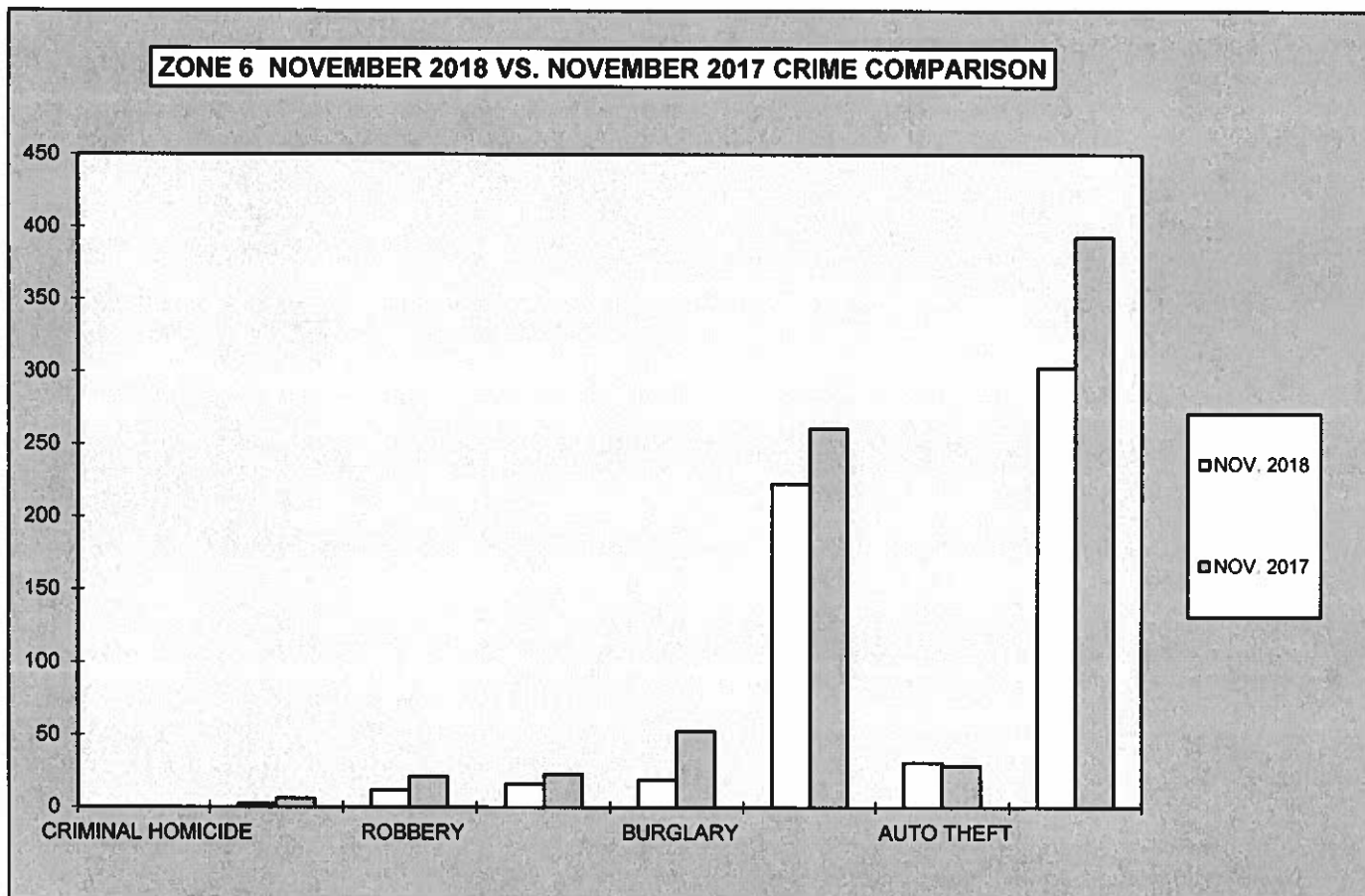
ZONE 5				
CRIME	JAN - NOV 2018	JAN - NOV 2017	# DIFFERENCE	% DIFFERENCE
CRIMINAL HOMICIDE	7	8	-1	-13%
RAPE	43	54	-11	-20%
ROBBERY	146	174	-28	-16%
AGG. ASSAULT	240	241	-1	0%
BURGLARY	226	182	44	24%
RESIDENCE	135	97	38	39%
NON-RESIDENCE	91	85	6	7%
LARCENY	3,573	3,172	401	13%
POCKETPICKING	21	20	1	5%
PURSE SNATCHING	54	55	-1	-2%
SHOPLIFTING	287	288	-1	0%
FROM MOTOR VEHICLES	2,306	1,907	399	21%
MOTOR VEH. PARTS/ACCESSORIES	103	115	-12	-10%
BICYCLES	106	84	22	26%
FROM BUILDINGS	417	409	8	2%
FROM COIN OPERATED MACHINES	3	3	0	0%
ALL OTHER	276	291	-15	-5%
AUTO THEFT	482	391	91	23%
TOTAL	4,717	4,222	495	12%

ZONE 5 YEAR TO DATE CRIME COMPARISON



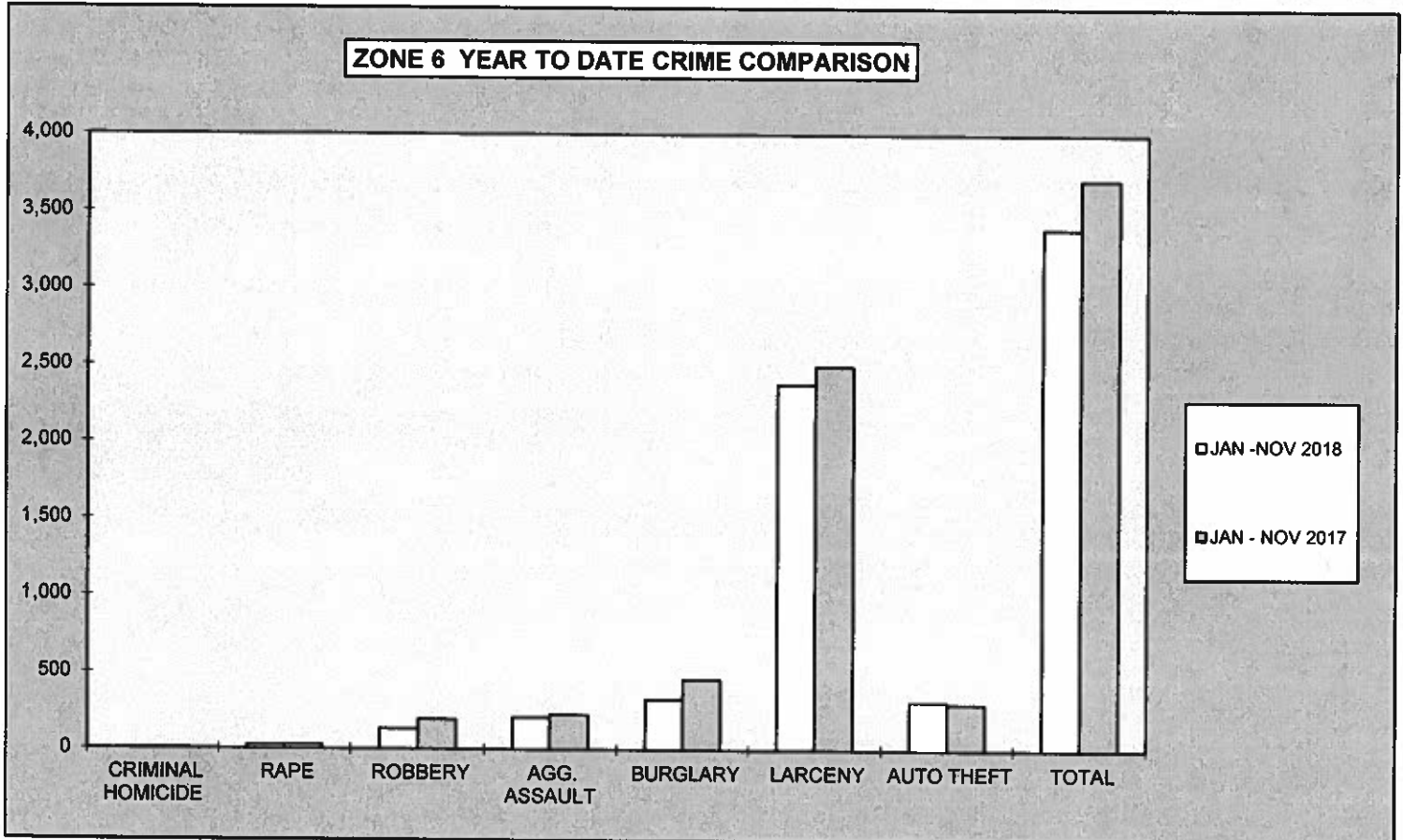
**2018
MONTHLY CRIME COMPARISON**

ZONE 6				
CRIME	NOV. 2018	NOV. 2017	# DIFFERENCE	% DIFFERENCE
CRIMINAL HOMICIDE	0	0	0	0%
RAPE	2	6	-4	-67%
ROBBERY	12	21	-9	-43%
AGG. ASSAULT	16	23	-7	-30%
BURGLARY	19	53	-34	-64%
RESIDENCE	9	46	-37	-80%
NON-RESIDENCE	10	7	3	43%
LARCENY	223	261	-38	-15%
POCKETPICKING	0	0	0	0%
PURSE SNATCHING	2	3	-1	-33%
SHOPLIFTING	48	43	5	12%
FROM MOTOR VEHICLES	135	156	-21	-13%
MOTOR VEH. PARTS/ACCESSORIES	3	6	-3	-50%
BICYCLES	5	17	-12	-71%
FROM BUILDINGS	8	12	-4	-33%
FROM COIN OPERATED MACHINES	1	0	1	100%
ALL OTHER	21	24	-3	-13%
AUTO THEFT	31	29	2	7%
TOTAL	303	393	-90	-23%



**2018
YEAR TO DATE CRIME COMPARISON**

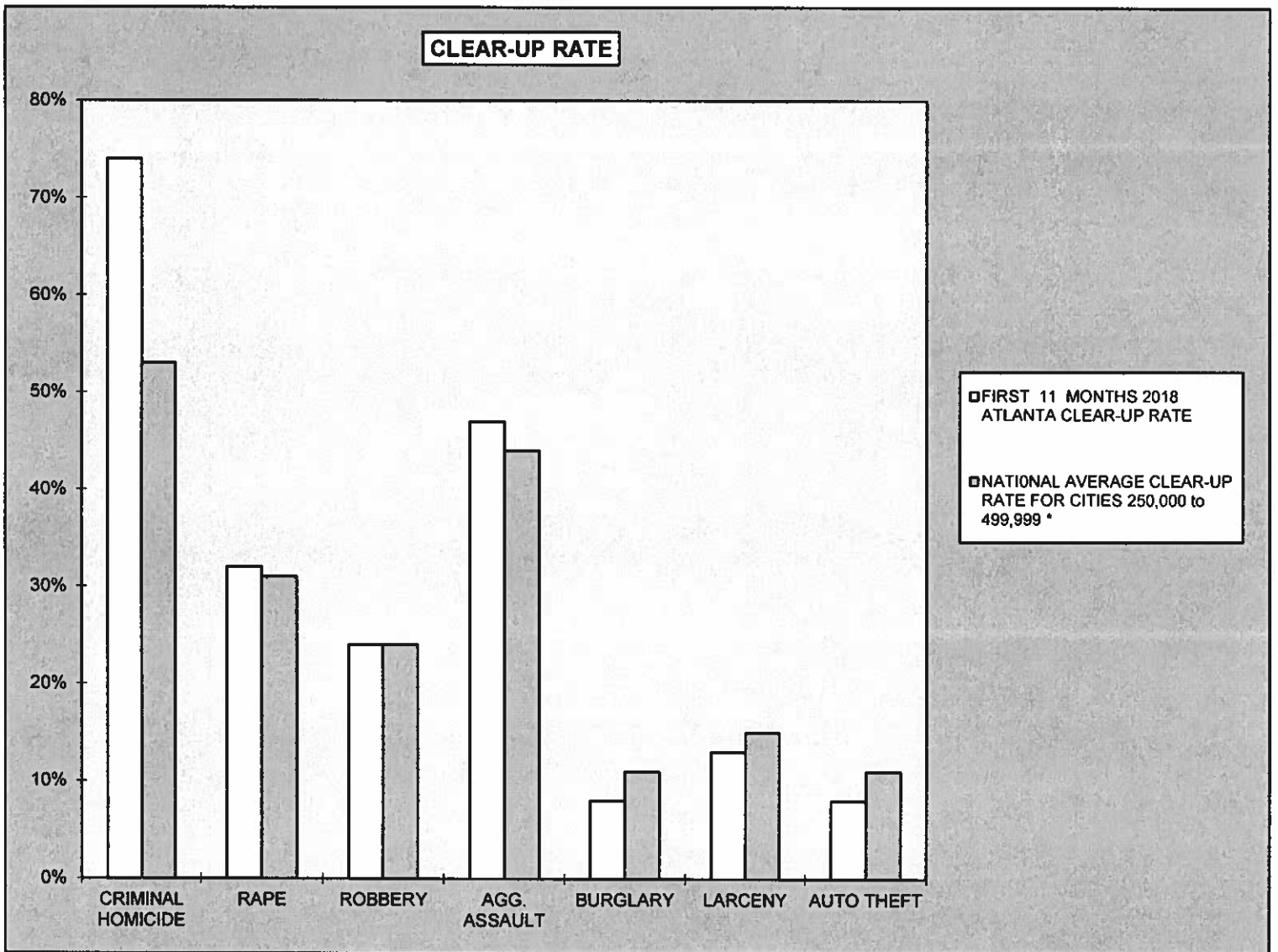
ZONE 6				
CRIME	JAN - NOV 2018	JAN - NOV 2017	# DIFFERENCE	% DIFFERENCE
CRIMINAL HOMICIDE	3	5	-2	-40%
RAPE	23	27	-4	-15%
ROBBERY	132	193	-61	-32%
AGG. ASSAULT	207	227	-20	-9%
BURGLARY	327	459	-132	-29%
RESIDENCE	238	360	-122	-34%
NON-RESIDENCE	89	99	-10	-10%
LARCENY	2,379	2,494	-115	-5%
POCKETPICKING	7	8	-1	-13%
PURSE SNATCHING	19	28	-9	-32%
SHOPLIFTING	419	427	-8	-2%
FROM MOTOR VEHICLES	1,418	1,406	12	1%
MOTOR VEH. PARTS/ACCESSORIES	70	72	-2	-3%
BICYCLES	87	100	-13	-13%
FROM BUILDINGS	118	127	-9	-7%
FROM COIN OPERATED MACHINES	2	3	-1	-33%
ALL OTHER	239	323	-84	-26%
AUTO THEFT	315	301	14	5%
TOTAL	3,386	3,706	-320	-9%



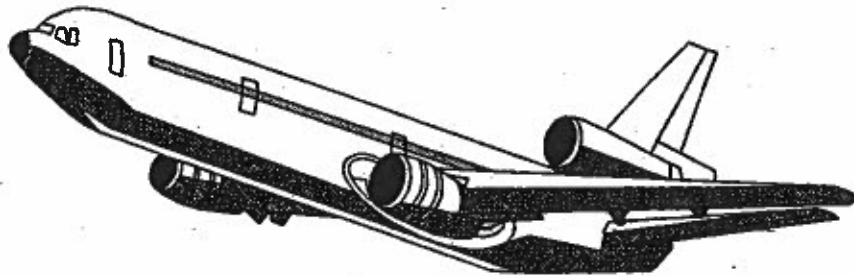
**2018
CRIME COMPARISON
CLEAR-UP RATE**

CRIME	FIRST 11 MONTHS 2018 ATLANTA CLEAR-UP RATE	NATIONAL AVERAGE CLEAR-UP RATE FOR CITIES 250,000 to 499,999 *
CRIMINAL HOMICIDE	74%	53%
RAPE	32%	31%
ROBBERY	24%	24%
AGG. ASSAULT	47%	44%
BURGLARY	8%	11%
LARCENY	13%	15%
AUTO THEFT	8%	11%

* National Average for Cities 250,000 to 499,999 Based on Latest Annual (2017) FBI Uniform Crime Report



APD



The Atlanta Airport
UNIFORM CRIME REPORTING



NOVEMBER 2018

SUPPORT SERVICES DIVISION
INFORMATION SERVICES SECTION

RETURN A - MONTHLY RETURN OF OFFENSES KNOWN TO THE POLICE

1-720b (Rev. 8-30-94)
OMB No. 1110-0001

This report is authorized by law Title 28, Section 534, U. S. Code. While you are not required to respond, your cooperation in forwarding this report by the 7th day after the close of the month to Uniform Crime Reports, Federal Bureau of Investigation, Washington, D.C. 20535, will assist in compiling comprehensive, accurate national crime figures on a timely basis.

1	2	3	4	5	6
CLASSIFICATION OF OFFENSES	OFFENSES REPORTED OR KNOWN TO POLICE (INCLUDE "UNFOUNDED" AND ATTEMPTS)	UNFOUNDED, I.E. FALSE OR BASELESS COMPLAINTS	NUMBER OF ACTUAL OFFENSES (COLUMN 2 MINUS COLUMN 3) INCLUDE ATTEMPTS	TOTAL OFFENSES CLEARED BY ARREST OR EXCEPTIONAL MEANS (INCLUDES COL. 6)	NUMBER OF CLEARANCES INVOLVING ONLY PERSONS UNDER 18 YEARS OF AGE
1. CRIMINAL HOMICIDE					
a. MURDER AND NONNEGLIGENT HOMICIDE	11 0	0	0	0	0
b. MANSLAUGHTER BY NEGLIGENCE	12				
2. FORCIBLE RAPE TOTAL	20				
a. Rape by Force	21 0	0	0	0	0
b. Attempts to commit Forcible Rape	22 0	0	0	0	0
3. ROBBERY TOTAL	30				
a. Firearm	31 1	0	1	0	0
b. Knife or Cutting Instrument	32 0	0	0	0	0
c. Other Dangerous Weapon	33 0	0	0	0	0
d. Strong-Arm (Hands, Fists, Feet, etc.)	34 0	0	0	0	0
4. ASSAULT TOTAL	40				
a. Firearm	41 11	0	11	5	0
b. Knife or cutting instrument	42 0	0	0	0	0
c. Other Dangerous Weapon	43 0	0	0	0	0
d. Strong-Arm	44 0	0	0	0	0
e. Other Assaults - Simple, Not Aggravated	45 11	0	11	5	0
5. BURGLARY TOTAL	50				
a. Forcible Entry	51 0	0	0	0	0
b. Unlawful Entry - No Force	52 0	0	0	0	0
c. Attempted Forcible Entry	53 0	0	0	0	0
6. LARCENY THEFT TOTAL (except Motor Vehicle Theft)	60				
	7	0	7	1	0
7. MOTOR VEHICLE THEFT TOTAL	70				
a. Autos	71 4	0	4	0	0
b. Trucks and Buses	72 0	0	0	0	0
c. Other Vehicles	73 0	0	0	0	0
GRAND TOTAL	77	23	0	23	6

CHECKING ANY OF THE APPROPRIATE BLOCKS BELOW WILL ELIMINATE YOUR NEED TO SUBMIT REPORTS WHEN THE VALUES ARE ZERO. THIS WILL ALSO AID THE NATIONAL PROGRAM IN ITS QUALITY CONTROL EFFORTS.

NO SUPPLEMENTARY HOMICIDE REPORT SUBMITTED SINCE NO MURDERS, JUSTIFIABLE HOMICIDES, OR MANSLAUGHTER BY NEGLIGENCE OCCURRED IN THIS JURISDICTION DURING THE MONTH.

NO SUPPLEMENT TO RETURN A REPORT SINCE NO CRIME OFFENSES OR RECOVERY OF PROPERTY REPORTED DURING THE MONTH.

NO LAW ENFORCEMENT OFFICERS KILLED OR ASSAULTED REPORT SINCE NONE OF THE OFFICERS WERE ASSAULTED OR KILLED DURING THE MONTH.

NO AGE, SEX, AND RACE OF PERSONS ARRESTED UNDER 18 YEARS OF AGE REPORT SINCE NO ARRESTS OF PERSONS WITHIN THIS AGE GROUP.

NO AGE, SEX, AND RACE OF PERSONS ARRESTED 18 YEARS OF AGE AND OVER REPORT SINCE NO ARRESTS OF PERSONS WITHIN THIS AGE GROUP.

NO MONTHLY RETURN OF ARSON OFFENSES KNOWN TO LAW ENFORCEMENT REPORT SINCE NO ARSONS OCCURRED.

DO NOT USE THIS SPACE

	INITIALS
RECORDED	
EDITED	
ENTERED	
ADJUSTED	
CORRECTED	

* TOTALS INCLUDE PREVIOUS OFFENSES

NOVEMBER 2018

Month and Year of Report

GA 060240X

Agency Identifier

DECEMBER 19, 2018

Date

ATLANTA AIRPORT POLICE - GEORGIA

Agency and State

[Signature]
Prepared By
J. SHIELDS

LIEUTENANT

Title

CHIEF

Chief, Commissioner, Sheriff, or Superintendent

PROPERTY STOLEN BY CLASSIFICATION

CLASSIFICATION	Number of Actual (Column 4)	Offenses Return A)	Monetary Value of Property Stolen
1. MURDER AND NONNEGLIGENT MANSLAUGHTER	12	0	0.00
2. FORCIBLE RAPE	20	0	0.00
3. ROBBERY			
(a) HIGHWAY (streets, alleys, etc.)	31	0	0.00
(b) COMMERCIAL HOUSE (except c, d, and f)	32	0	0.00
(c) GAS OR SERVICE STATION	33	0	0.00
(d) CONVENIENCE STORE	34	0	0.00
(e) RESIDENCE (anywhere on premises)	35	0	0.00
(f) BANK	36	0	0.00
(g) MISCELLANEOUS	37	0	0.00
TOTAL ROBBERY	30	0	\$ 0.00
5. BURGLARY - BREAKING OR ENTERING			
(a) RESIDENCE (dwelling)			
(1) NIGHT (6 p.m. - 6 a.m.)	51	0	0.00
(2) DAY (6 a.m. - 6 p.m.)	52	0	0.00
(3) UNKNOWN	53	0	0.00
(b) NON-RESIDENCE (store, office, etc.)			
(1) NIGHT (6 p.m. - 6 a.m.)	54	0	0.00
(2) DAY (6 a.m. - 6 p.m.)	55	0	0.00
(3) UNKNOWN	56	0	0.00
TOTAL BURGLARY	50	0	\$ 0.00
6. LARCENY - THEFT (Except Motor Vehicle Theft)			
(a) \$200 AND OVER	61	2	2,700.00
(b) \$50 TO \$200	62	1	60.00
(c) UNDER \$50	63	4	2.00
TOTAL LARCENY (Same as Item 6X)	60	7	\$ 2,762.00
7. MOTOR VEHICLE THEFT (Include Alleged Joy Ride)	70	4	100,001.00
GRAND TOTAL - ALL ITEMS	77	11	\$ 102,763.00
ADDITIONAL ANALYSIS OF LARCENY AND MOTOR VEHICLE THEFT			
6X. NATURE OF LARCENIES UNDER ITEM 6			
(a) POCKET-PICKING	81	1	500.00
(b) PURSE-SNATCHING	82	0	0.00
(c) SHOPLIFTING	83	1	0.00
(d) FROM MOTOR VEHICLES (except e)	84	0	0.00
(e) MOTOR VEHICLE PARTS AND ACCESSORIES	85	1	1.00
(f) BICYCLES	86	0	0.00
(g) FROM BUILDING (except c and h)	87	1	0.00
(h) FROM ANY COIN-OPERATED MACHINES (parking meters, etc.)	88	0	0.00
(i) ALL OTHER	89	3	2,261.00
TOTAL LARCENIES (Same as Item 6)	80	7	\$ 2,762.00
7X. MOTOR VEHICLES RECOVERED			
(a) STOLEN LOCALLY AND RECOVERED LOCALLY	91	1	
(b) STOLEN LOCALLY AND RECOVERED BY OTHER JURISDICTIONS	92	1	
(c) TOTAL LOCALLY STOLEN MOTOR VEHICLES RECOVERED (a & b)	93	2	
(d) STOLEN IN OTHER JURISDICTIONS AND RECOVERED LOCALLY	90	3	

**SUPPLEMENT TO RETURN A
MONTHLY RETURN OF OFFENSES KNOWN TO THE POLICE**

1-706 (Rev.8-30-94)
Form Approved
OMB No. 1110-0007

This report is authorized by law, Title 28, Section 534, U. S. Code. While you are not required to respond, your cooperation in submitting this report with the Return A will assist the FBI in compiling comprehensive, accurate figures on a timely basis.

This form deals with the nature of crime and the monetary value of property stolen and recovered. The total offenses recorded on the form should be the same as the number of actual offenses listed in Column 4 of the Return A for each crime class. Include attempted crimes on this form, but do not include unfounded offenses. If you cannot complete the report in all areas, please record as much information as is available. Tally sheets will be sent upon request.

PROPERTY BY TYPE AND VALUE

Type of Property (1)	Date Entry	Monetary Value of Property Stolen in Your Jurisdiction	
		Stolen (2)	Recovered (3)
(A) Currency, Notes, Etc.	01	\$ 2,260.00	\$ 0.00
(B) Jewelry and Precious Metals	02	0.00	0.00
(C) Clothing and Furs	03	0.00	0.00
(D) Locally Stolen Motor Vehicles	04	100,001.00	30,001.00
(E) Office Equipment	05	0.00	0.00
(F) Televisions, Radios, Stereos, Etc.	06	1.00	0.00
(G) Firearms	07	0.00	0.00
(H) Household Goods	08	0.00	0.00
(I) Consumable Goods	09	0.00	0.00
(J) Livestock	10	0.00	0.00
(K) Miscellaneous	11	501.00	0.00
TOTAL	00	\$ 102,763.00	\$ 30,001.00

The total of this column should agree with the Grand Total (DATA ENTRY 77) shown on page 2.

Include in this column all property recovered even though stolen in prior months. The above is an accounting for only that property stolen in your jurisdiction. This will include property recovered for you by other jurisdictions, but not property you recover for them.

DECEMBER 19, 2018

DATE

[Signature]

PREPARED BY

LIEUTENANT

TITLE

[Signature]

CHIEF

CHIEF, COMMISSIONER, SHERIFF OR SUPERINTENDENT

NOVEMBER 2018

Month and Year of Report

GA 060240X

Agency Identifier

ATLANTA AIRPORT POLICE - GEORGIA

Agency and State

LAW ENFORCEMENT OFFICERS KILLED OR ASSAULTED

It is requested this report be completed and transmitted with monthly crime reports to: Director, Federal Bureau of Investigation, Uniform Crime Reports, Washington, D. C. 20535. This form should be used to report the number of your officers who were assaulted or killed in the line of duty during the month. Additional information concerning officers killed will be requested by a separate questionnaire.

OFFICERS KILLED	
Number of your law enforcement officers killed in the line of duty this month.	By felonious act <u>0</u> By accident or negligence <u>0</u>

Officers Assaulted (Do not include officers killed) - See other side for instructions.

Type of Activity	Total Assaults by Weapon A	Type of Weapon					Type of Assignment							Police Assaults Cleared M
		Firearm B	Knife or Other Cutting Instrument C	Other Dangerous Weapon D	Hands, Fists, Feet, etc. E	Two-Officer Vehicle F	One-Officer Vehicle		Detective or Special Assign.		Other			
							Alone G	As-sisted H	Alone I	As-sisted J	Alone K	As-sisted L		
1. Responding to "Disturbance" calls (family quarrels, man with gun, etc.)	0													
2. Burglaries in progress or pursuing burglary suspects	0													
3. Robberies in progress or pursuing robbery suspects	0													
4. Attempting other arrests	0													
5. Civil disorder (riot, mass disobedience)	0													
6. Handling, transporting, custody of prisoners	2				2		1	1						2
7. Investigating suspicious persons or circumstances	0													
8. Ambush - no warning	0													
9. Mentally deranged	0													
10. Traffic pursuits and stops	0													
11. All Other	0													
12. TOTAL (1-11)	2	0	0	0	2	0	1	1	0	0	0	0	0	2
13. Number with personal injury	0													
14. Number without personal injury	2				2									
15. Time of assaults														
AM					1	1								
PM														

DO NOT WRITE HERE

Recorded	Initials
Edited	
Punched	
Verified	
Adjusted	
DOJ/FBI	

12:01 2:00 4:00 6:00 8:00 10:00 12:00

NOVEMBER 2018
Month and Year
ATLANTA AIRPORT POLICE
Agency

GA 060240X
Agency Identifier
GEORGIA
State

[Signature]
Prepared By
LIEUTENANT
CHIEF
Title
Chief, Sheriff, Commissioner, Superintendent

ATLANTA AIRPORT POLICE
 AGE, SEX, AND RACE OF PERSONS ARRESTED
 17 YEARS OF AGE AND OVER

MONTH NOVEMBER

YEAR 2018

CLASSIFICATION OF OFFENSES	SEX	AGE OF PERSON ARRESTED												TOTAL	RACE					ETHNIC																		
		17	18	19	20	21	22	23	24	30	35	40	45		50	55	60	65	White		Black	Native Amer.	Asian/Pacific	Whl. Hispanic	Blck Hispanic													
									29	34	39	44	49		54	59	64	UP																				
Murder/Nonnegligent Manslaughter	M																									0												
	F																										0											
Manslaughter by Negligence	M																									0												
	F																									0												
Forcible Rape	M																									0												
	F																									0												
Robbery	M																									0												
	F																									0												
Aggravated Assault	M																									0												
	F																									0												
Burglary- Breaking or Entering	M																									0												
	F																									0												
Larceny - Theft (except Motor Vehicle Theft)	M											1														1												
	F																									0												
Motor Vehicle Theft	M																									0												
	F																									0												
Other Assaults	M																									1												
	F											1														2							2					
Arson	M																									0												
	F																									0												
Forgery and Counterfeiting	M																									0												
	F																									0												
Fraud	M																									1												
	F																									2							3					
Embezzlement	M																									0												
	F																									0												
Stolen Property, Buying, Receiving, Possessing	M																									0												
	F																									0												
Vandalism	M																									0												
	F																									0												
Weapons	M																									8							3					
	F																									0							5					

ATLANTA AIRPORT POLICE
AGE, SEX, AND RACE OF PERSONS ARRESTED
17 YEARS OF AGE AND OVER

MONTH NOVEMBER

YEAR 2018

CLASSIFICATION OF OFFENSES	SEX	AGE OF PERSON ARRESTED											TOTAL	RACE					ETHNIC										
		17	18	19	20	21	22	23	24	30	35	40		45	50	55	60	65		White	Black	Native Amer.	Asian/Pacific	Whl. Hispanic	Blck Hispanic				
		17	18	19	20	21	22	23	24	29	34	39		44	49	54	59	64		UP									
Prostitution and Commercialized Vice	M																												
	F																												
Sex Offenses (except Rape and Prostitution)	M																												
	F																												
Drug Abuse Violations	M	0	0	0	1	0	0	0	1	0	0	0	0	0	0	0	0	0	0	0	0	0	0	0	0	0	0	0	0
	F	0	0	0	0	0	1	0	0	0	0	0	0	0	0	0	0	0	0	0	0	0	0	0	0	0	0	0	0
Grand Total	M	0	0	0	0	0	0	0	0	0	0	0	0	0	0	0	0	0	0	0	0	0	0	0	0	0	0	0	0
	F	0	0	0	0	0	1	0	0	0	0	0	0	0	0	0	0	0	0	0	0	0	0	0	0	0	0	0	0
(1) Sale/Manufacturing	M	0	0	0	0	0	0	0	0	0	0	0	0	0	0	0	0	0	0	0	0	0	0	0	0	0	0	0	0
	F	0	0	0	0	0	1	0	0	0	0	0	0	0	0	0	0	0	0	0	0	0	0	0	0	0	0	0	0
Subtotal	M	0	0	0	0	0	0	0	0	0	0	0	0	0	0	0	0	0	0	0	0	0	0	0	0	0	0	0	0
	F	0	0	0	0	0	1	0	0	0	0	0	0	0	0	0	0	0	0	0	0	0	0	0	0	0	0	0	0
Opium or Cocaine and their derivatives	M																												
	F																												
Marijuana	M																												
	F																												
Synthetic Narcotics	M																												
	F																												
Other Dangerous Non-Narcotic Drugs	M																												
	F																												
(2) Possession	M	0	0	0	1	0	0	0	1	0	0	0	0	0	0	0	0	0	0	0	0	0	0	0	0	0	0	0	0
	F	0	0	0	0	0	0	0	0	0	0	0	0	0	0	0	0	0	0	0	0	0	0	0	0	0	0	0	0
Subtotal	M	0	0	0	0	0	0	0	0	0	0	0	0	0	0	0	0	0	0	0	0	0	0	0	0	0	0	0	0
	F	0	0	0	0	0	0	0	0	0	0	0	0	0	0	0	0	0	0	0	0	0	0	0	0	0	0	0	0
Opium or Cocaine and their derivatives	M																												
	F																												
Marijuana	M																												
	F																												
Synthetic Narcotics	M																												
	F																												
Other Dangerous Non-Narcotic Drugs	M																												
	F																												
Gambling	M	0	0	0	0	0	0	0	0	0	0	0	0	0	0	0	0	0	0	0	0	0	0	0	0	0	0	0	0
	F	0	0	0	0	0	0	0	0	0	0	0	0	0	0	0	0	0	0	0	0	0	0	0	0	0	0	0	0
Bookmaking	M																												
	F																												
Numbers and Lottery	M																												
	F																												

ATLANTA AIRPORT POLICE
AGE, SEX, AND RACE OF PERSONS ARRESTED
17 YEARS OF AGE AND OVER

MONTH NOVEMBER


YEAR 2018

CLASSIFICATION OF OFFENSES	SEX	AGE OF PERSON ARRESTED										TOTAL	RACE				ETHNIC																		
		17	18	19	20	21	22	23	24	30	35		40	45	50	55	60	65	UP	White	Black	Native Amer.	Asian/Pacific	Whi. Hispanic	Blck Hispanic										
All Other Gambling	M																																		
	F																																		
Offenses Against Family And Children	M																																		
	F																																		
Driving Under the Influence	M																																		
	F																																		
Liquor Laws	M																																		
	F																																		
Drunkness	M					1																													
	F																																		
Disorderly Conduct	M										2	1		1																					
	F													1																					
Vagrancy	M																																		
	F																																		
All Other Offenses (except Traffic)	M										5	3	2	4	6	1	4	1																	
	F										4		1			1																			
Suspicion	M																																		
	F																																		
TOTAL		0	0	0	3	0	1	2	13	9	5	10	7	2	5	1	1	1	18	40	0	1	0	0	0	0	0	0	0	0	0	0	0	0	

NOVEMBER 2018
Month and Year of Report

GA 060240X
Agency Identifier

DECEMBER 19, 2018
Date

Prepared By  E. Garcia
Title
LIEUTENANT
CHIEF

ATLANTA AIRPORT POLICE - GEORGIA
Agency and State

Chief, Commissioner, Sheriff, or Superintendent

ATLANTA AIRPORT POLICE
 AGE, SEX, AND RACE OF PERSONS ARRESTED
 16 YEARS OF AGE AND UNDER

MONTH NOVEMBER

YEAR 2018

CLASSIFICATION OF OFFENSES	SEX	AGE					TOTAL	RACE					ETHNIC				
		09	1012	1314	15	16		White	Black	Native Amer.	Asian/Pacific	Whi. Hispanic	Blck Hispanic				
Murder/Nonnegligent Manslaughter	M						0										
	F						0										
Manslaughter by Negligence	M						0										
	F						0										
Forcible Rape	M						0										
	F						0										
Robbery	M						0										
	F						0										
Aggravated Assault	M						0										
	F						0										
Burglary- Breaking or Entering	M						0										
	F						0										
Larceny - Theft (except Motor Vehicle Theft)	M						0										
	F						0										
Motor Vehicle Theft	M						0										
	F						0										
Other Assaults	M						0										
	F						0										
Arson	M						0										
	F						0										
Forgery and Counterfeiting	M						0										
	F						0										
Fraud	M						0										
	F						0										
Embezzlement	M						0										
	F						0										
Stolen Property; Buying, Receiving, Possessing	M						0										
	F						0										
Vandalism	M						0										
	F						0										
Weapons	M						0										
	F						0										
Prostitution and Commercialized Vice	M						0										
	F						0										

ATLANTA AIRPORT POLICE
 AGE, SEX, AND RACE OF PERSONS ARRESTED
 16 YEARS OF AGE AND UNDER

MONTH NOVEMBER

YEAR 2018

CLASSIFICATION OF OFFENSES	SEX	AGE					RACE					ETHNIC		
		0 9	10 12	13 14	15	16	TOTAL	White	Black	Native Amer.	Asian/Pacific	Whl. Hispanic	Blck Hispanic	
17 Sex Offenses (except Rape and Prostitution)	M													
	F													
18 Drug Abuse Violations Grand Total	M	0	0	0	0	0	0	0	0	0	0	0	0	0
	F	0	0	0	0	0	0	0	0	0	0	0	0	0
180 (1) Sale/Manufacturing Subtotal	M	0	0	0	0	0	0	0	0	0	0	0	0	0
	F	0	0	0	0	0	0	0	0	0	0	0	0	0
a Opium or Cocaine and their Derivatives	M													
	F													
b Marijuana	M													
	F													
c Synthetic Narcotics	M													
	F													
d Other Dangerous Non-Narcotic Drugs	M													
	F													
185 (2) Possession Subtotal	M	0	0	0	0	0	0	0	0	0	0	0	0	0
	F	0	0	0	0	0	0	0	0	0	0	0	0	0
e Opium or Cocaine and their Derivatives	M													
	F													
f Marijuana	M													
	F													
g Synthetic Narcotics	M													
	F													
h Other Dangerous Non-Narcotic Drugs	M													
	F													
19 Gambling Total	M	0	0	0	0	0	0	0	0	0	0	0	0	0
	F	0	0	0	0	0	0	0	0	0	0	0	0	0
a Bookmaking	M													
	F													
b Numbers and Lottery	M													
	F													
c All Other Gambling	M													
	F													
20 Offenses Against Family and Children	M													
	F													

ATLANTA AIRPORT POLICE
AGE, SEX, AND RACE OF PERSONS ARRESTED
16 YEARS OF AGE AND UNDER

MONTH NOVEMBER

YEAR 2018

CLASSIFICATION OF OFFENSES	SEX	AGE					RACE					ETHNIC							
		0 9		10 12		13 14		15		16		TOTAL	White	Black	Native Amer.	Asian/Pacific	Whi. Hispanic	Blck Hispanic	
Driving Under the Influence	M																		
	F																		
Liquor Laws	M																		
	F																		
Drunkenness	M																		
	F																		
Disorderly Conduct	M																		
	F																		
Vagrancy	M																		
	F																		
All Other Offenses (except Traffic)	M																		
	F																		
Suspicion	M																		
	F																		
Curfew and Loitering	M																		
	F																		
Run-Aways	M																		
	F																		
Total		0	0	0	0	0	0	0	0	0	0	0	0	0	0	0	0	0	0

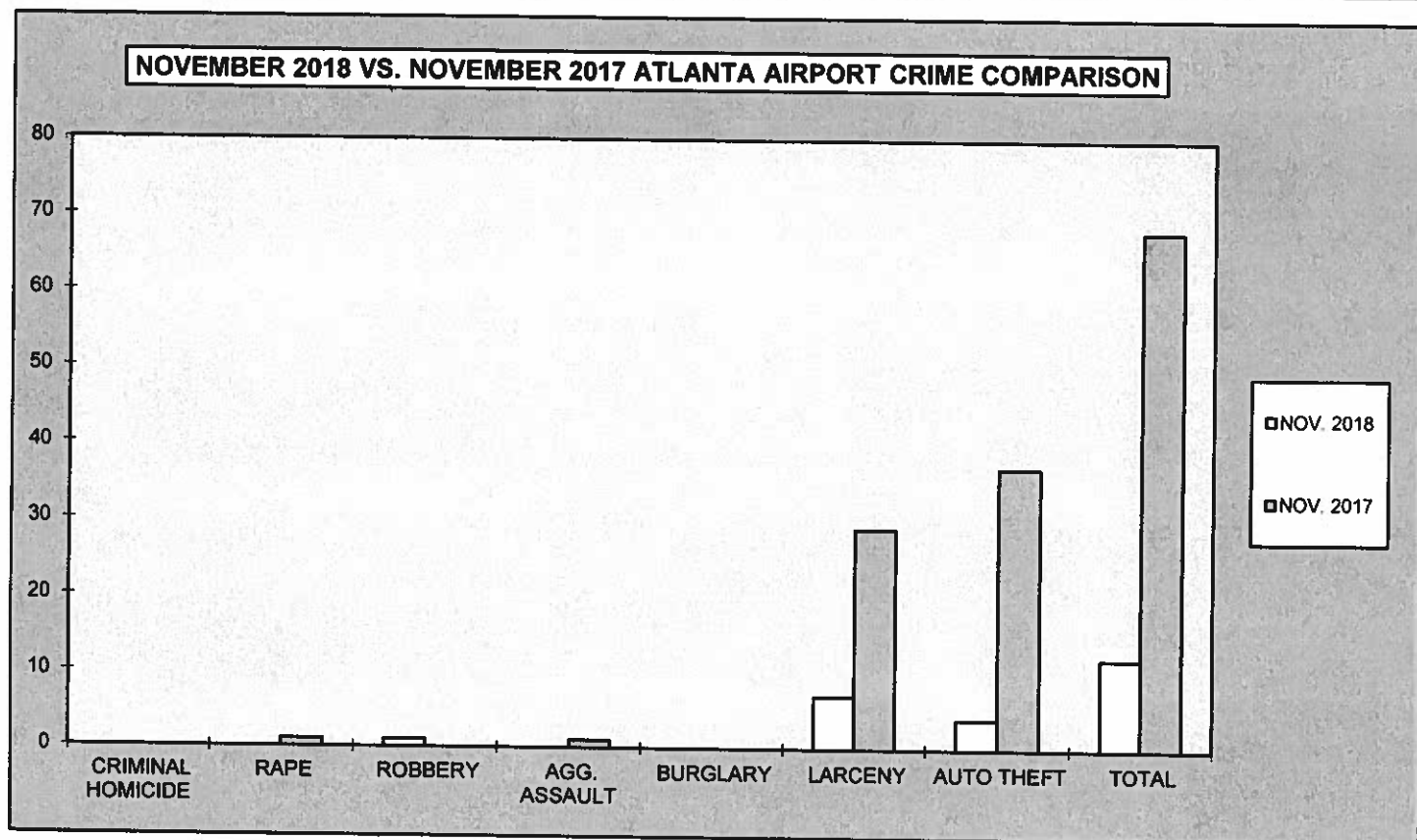
NOVEMBER 2019 Month and Year of Report GA 060240X Agency Identifier DECEMBER 19, 2018 Date

Prepared By [Signature] LIEUTENANT
 Chief, Commissioner, Sheriff, or Superintendent

ATLANTA AIRPORT POLICE - GEORGIA
 Agency and State

**2018
ATLANTA AIRPORT
MONTHLY CRIME COMPARISON**

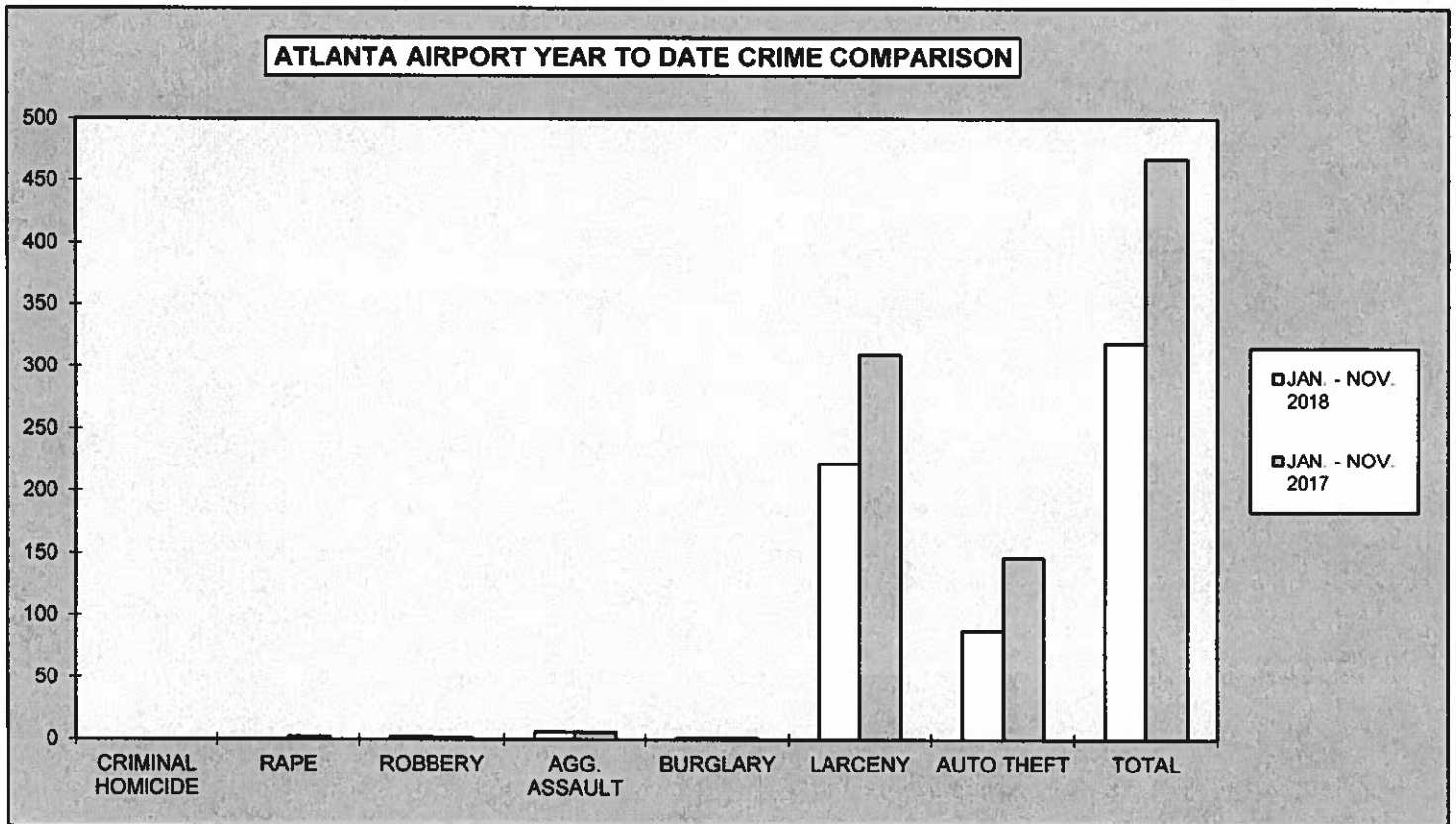
CRIME	NOV. 2018	NOV. 2017	# DIFFERENCE	% DIFFERENCE
CRIMINAL HOMICIDE	0	0	0	0%
RAPE	0	1	-1	-100%
ROBBERY	1	0	1	100%
AGG. ASSAULT	0	1	-1	-100%
BURGLARY	0	0	0	0%
RESIDENCE	0	0	0	0%
NON-RESIDENCE	0	0	0	0%
LARCENY	7	29	-22	-76%
POCKETPICKING	1	0	1	100%
PURSE SNATCHING	0	0	0	0%
SHOPLIFTING	1	0	1	100%
FROM MOTOR VEHICLES	0	4	-4	-100%
MOTOR VEH. PARTS/ACCESSORIES	1	0	1	100%
BICYCLES	0	0	0	0%
FROM BUILDINGS	1	3	-2	-67%
FROM COIN OPERATED MACHINES	0	0	0	0%
ALL OTHER	3	22	-19	-86%
AUTO THEFT	4	37	-33	-89%
TOTAL	12	68	-56	-82%



**2018
ATLANTA AIRPORT
YEAR TO DATE CRIME COMPARISON**

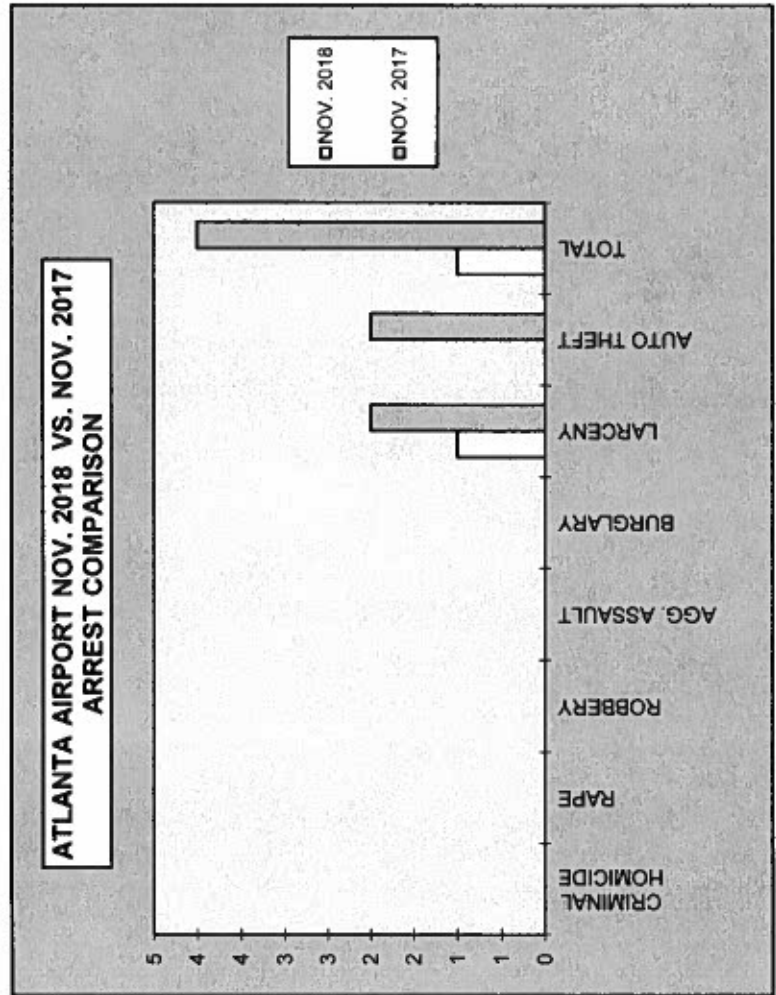
FIRST 11 MONTHS

CRIME	JAN. - NOV. 2018	JAN. - NOV. 2017	# DIFFERENCE	% DIFFERENCE
CRIMINAL HOMICIDE	0	0	0	0%
RAPE	0	2	-2	-100%
ROBBERY	2	1	1	100%
AGG. ASSAULT	6	6	0	0%
BURGLARY	1	1	0	0%
RESIDENCE	0	0	0	0%
NON-RESIDENCE	1	1	0	0%
LARCENY	222	310	-88	-28%
POCKETPICKING	1	2	-1	-50%
PURSE SNATCHING	0	2	-2	-100%
SHOPLIFTING	8	22	-14	-64%
FROM MOTOR VEHICLES	28	27	1	4%
MOTOR VEH. PARTS/ACCESSORIES	7	11	-4	-36%
BICYCLES	0	1	-1	-100%
FROM BUILDINGS	59	42	17	40%
FROM COIN OPERATED MACHINES	0	0	0	0%
ALL OTHER	119	203	-84	-41%
AUTO THEFT	88	147	-59	-40%
TOTAL	319	467	-148	-32%

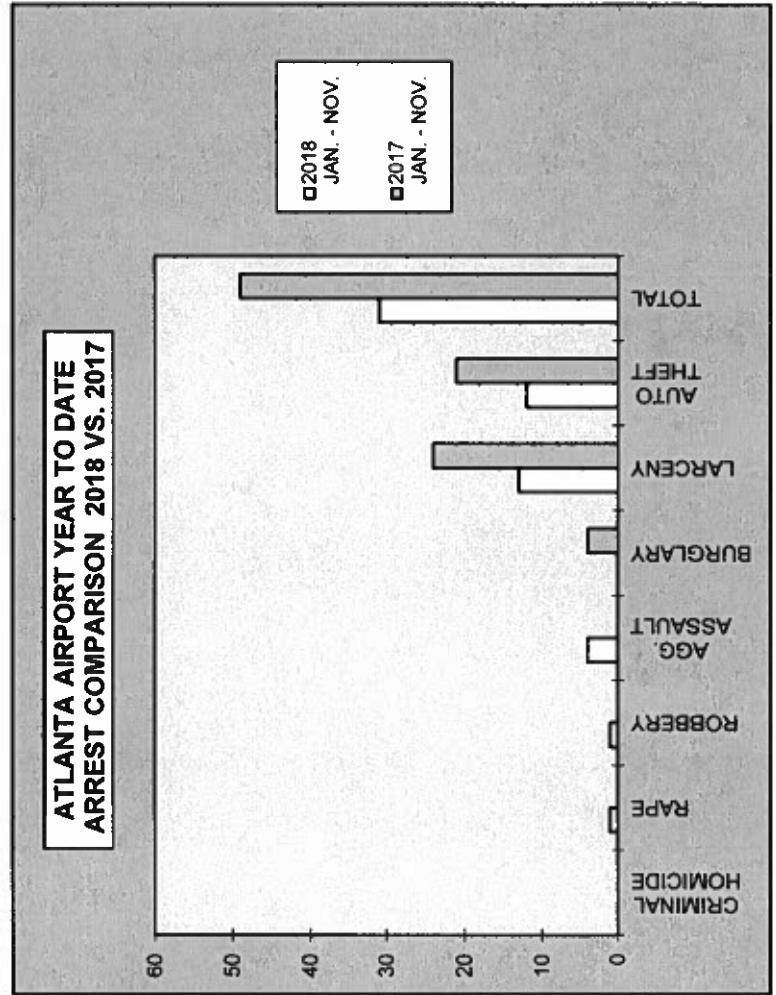


**2018
ATLANTA AIRPORT
ARREST COMPARISON**

NOVEMBER ARREST COMPARISON					
CRIME	NOV 2018	NOV. 2017	#	DIFFERENCE	%
CRIMINAL HOMICIDE	0	0	0	0	0%
RAPE	0	0	0	0	0%
ROBBERY	0	0	0	0	0%
AGG. ASSAULT	0	0	0	0	0%
BURGLARY	0	0	0	0	0%
LARCENY	1	2	-1	-1	-50%
AUTO THEFT	0	2	-2	-2	-100%
TOTAL	1	4	-3	-3	-75%



FIRST 11 MONTHS ARREST COMPARISON						
CRIME	2018		2017		#	%
	JAN	NOV	JAN	NOV		
CRIMINAL HOMICIDE	0	0	0	0	0	0%
RAPE	1	1	0	0	1	100%
ROBBERY	1	1	0	0	1	100%
AGG. ASSAULT	4	4	0	0	4	100%
BURGLARY	0	0	4	4	-4	-100%
LARCENY	13	13	24	24	-11	-46%
AUTO THEFT	12	12	21	21	-9	-43%
TOTAL	31	31	49	49	-18	-37%



**2018
ATLANTA AIRPORT
CLEAR-UP RATE**

CRIME	ATLANTA AIRPORT NOV. 2018 CLEAR-UP RATE	ATLANTA AIRPORT NOV. 2017 CLEAR-UP RATE
CRIMINAL HOMICIDE	0%	0%
RAPE	0%	0%
ROBBERY	0%	0%
AGG. ASSAULT	0%	0%
BURGLARY	0%	0%
LARCENY	14%	10%
AUTO THEFT	0%	27%

