

FBI

UNIFORM CRIME REPORTING

ATLANTA POLICE DEPARTMENT

226 PEACHTREE STREET, SW

ATLANTA, GEORGIA 30303



DECEMBER 2018



SUPPORT SERVICES DIVISION
INFORMATION SERVICES SECTION

TABLE OF CONTENTS

	Page
U. C. R. COMPARATIVE CRIME REPORT -----	1
RETURN A - MONTHLY RETURN OF OFFENSES KNOWN TO THE POLICE -----	2
PROPERTY STOLEN BY CLASSIFICATION -----	3
	3a
LAW ENFORCEMENT OFFICERS KILLED OR ASSAULTED -----	4
MONTHLY RETURN OF ARSON OFFENSES KNOWN TO LAW ENFORCEMENT -----	5
POLICE DISPOSITION OF JUVENILES -----	6
SUPPLEMENTARY HOMICIDE REPORT -----	7
	7a
SEX AND RACE OF PERSONS ARRESTED -----	8
	8a-8e
HOMICIDE COMPARISON REPORT -----	9
HOMICIDE BREAKDOWN REPORT -----	10
SEVEN MAJOR CRIMES - MONTHLY CRIME COMPARISON -----	11
SEVEN MAJOR CRIMES - YEAR TO DATE CRIME COMPARISON -----	12
SEVEN MAJOR CRIMES ARREST MONTHLY AND YEAR TO DATE COMPARISON -----	13
CRIMES AGAINST PERSONS MONTHLY AND YEAR TO DATE COMPARISON -----	14
CRIMES AGAINST PROPERTY MONTHLY AND YEAR TO DATE COMPARISON -----	15
CRIMES AGAINST PERSONS & PROPERTY MONTHLY COMPARISON BY ZONES -----	16
CRIMES AGAINST PERSONS & PROPERTY YEAR TO DATE COMPARISON BY ZONES -----	17
SEVEN MAJOR CRIMES MONTHLY CRIME COMPARISON BY ZONES -----	18
SEVEN MAJOR CRIMES - YEAR TO DATE CRIME COMPARISON BY ZONES -----	19
SEVEN MAJOR CRIMES - MONTHLY CRIME COMPARISON - ZONE 1 -----	20
SEVEN MAJOR CRIMES - YEAR TO DATE CRIME COMPARISON - ZONE 1 -----	21
SEVEN MAJOR CRIMES - MONTHLY CRIME COMPARISON - ZONE 2 -----	22
SEVEN MAJOR CRIMES - YEAR TO DATE CRIME COMPARISON - ZONE 2 -----	23
SEVEN MAJOR CRIMES - MONTHLY CRIME COMPARISON - ZONE 3 -----	24
SEVEN MAJOR CRIMES - YEAR TO DATE CRIME COMPARISON - ZONE 3 -----	25
SEVEN MAJOR CRIMES - MONTHLY CRIME COMPARISON - ZONE 4 -----	26
SEVEN MAJOR CRIMES - YEAR TO DATE CRIME COMPARISON - ZONE 4 -----	27
SEVEN MAJOR CRIMES - MONTHLY CRIME COMPARISON - ZONE 5 -----	28
SEVEN MAJOR CRIMES - YEAR TO DATE CRIME COMPARISON - ZONE 5 -----	29
SEVEN MAJOR CRIMES - MONTHLY CRIME COMPARISON - ZONE 6 -----	30
SEVEN MAJOR CRIMES - YEAR TO DATE CRIME COMPARISON - ZONE 6 -----	31
CLEAR-UP RATE COMPARISON -----	32
ATLANTA AIRPORT -----	33
RETURN A - MONTHLY RETURN OF OFFENSES KNOWN TO THE POLICE -----	34
PROPERTY STOLEN BY CLASSIFICATION -----	35
	35a
LAW ENFORCEMENT OFFICERS KILLED OR ASSAULTED -----	36
SEX AND RACE OF PERSONS ARRESTED -----	37
	37a-37e
SEVEN MAJOR CRIMES - MONTHLY CRIME COMPARISON -----	38
SEVEN MAJOR CRIMES - YEAR TO DATE CRIME COMPARISON -----	39
SEVEN MAJOR CRIMES ARREST MONTHLY AND YEAR TO DATE COMPARISON -----	40
CLEAR-UP RATE COMPARISON -----	41

**DECEMBER 2018
U.C.R. COMPARATIVE CRIME REPORT
SUPPORT SERVICES DIVISION
RECORDS SECTION**

	DECEMBER 2018		DECEMBER 2017		COMPARATIVE ACTUAL	% CHANGE ACTUAL	COMPARATIVE CLEARED	% CHANGE CLEARED
MURDER	10	4	1	5	9	900%	-1	-20%
RAPE	22	3	14	8	8	57%	-5	-63%
ROBBERY	101	23	114	23	-13	-11%	0	0%
AGG. ASSAULT	170	58	180	79	-10	-6%	-21	-27%
BURGLARY - RESIDENCE	227		226		1	0%		
BURGLARY - NON-RESIDENCE	71	16	72	25	-1	-1%	-9	-36%
LARCENY - \$200 AND OVER	321		325		4	-1%		
LARCENY - \$50 TO \$199	78	218	81	231	-3	-4%	-13	-6%
LARCENY - UNDER \$50	1,206		1,122		84	7%		
AUTO THEFT	338	25	320	35	18	6%	-10	-29%
TOTAL	2,544		2,455		89	4%		
AUTOS RECOVERED	24		102		-78	-76%		

1
1

	2018 JANUARY - DECEMBER		2017 JANUARY - DECEMBER		COMPARATIVE ACTUAL	% CHANGE ACTUAL	COMPARATIVE CLEARED	% CHANGE CLEARED
MURDER	88	62	79	81	9	11%	-19	-23%
RAPE	245	74	282	72	-37	-13%	2	3%
ROBBERY	1,099	263	1,413	317	-314	-22%	-54	-17%
AGG. ASSAULT	2,382	1,103	2,730	1,544	-348	-13%	-441	-29%
BURGLARY - RESIDENCE	2,277		2,624		-347	-13%		
BURGLARY - NON-RESIDENCE	805	241	766	264	39	5%	-23	-9%
LARCENY - \$200 AND OVER	3,664		3,426		238	7%		
LARCENY - \$50 TO \$199	830	2,218	902	2,157	-72	-8%	61	3%
LARCENY - UNDER \$50	12,207	268	11,976	283	231	2%	-15	-5%
AUTO THEFT	3,308		3,297		11	0%		
TOTAL	26,905		27,495		-590	-2%		
AUTOS RECOVERED	560		787		-227	-29%		

RETURN A - MONTHLY RETURN OF OFFENSES KNOWN TO THE POLICE

1-720b (Rev. 8-30-94)
OMB No. 1110-0001

This report is authorized by law Title 28, Section 534, U. S. Code. While you are not required to respond, your cooperation in forwarding this report by the 7th day after the close of the month to Uniform Crime Reports, Federal Bureau of Investigation, Washington, D.C. 20535, will assist in compiling comprehensive, accurate national crime figures on a timely basis.

1	2	3	4	5	6	
CLASSIFICATION OF OFFENSES	OFFENSES REPORTED OR KNOWN TO POLICE (INCLUDE "UNFOUNDED" AND ATTEMPTS)	UNFOUNDED, I.E., FALSE OR BASELESS COMPLAINTS	NUMBER OF ACTUAL OFFENSES (COLUMN 2 MINUS COLUMN 3) INCLUDE ATTEMPTS	TOTAL OFFENSES CLEARED BY ARREST OR EXCEPTIONAL MEANS (INCLUDES COL. 6)	NUMBER OF CLEARANCES INVOLVING ONLY PERSONS UNDER 18 YEARS OF AGE	
1. CRIMINAL HOMICIDE						
a. MURDER AND NONNEGLIGENT HOMICIDE	11 13	3	10	4	0	
b. MANSLAUGHTER BY NEGLIGENCE	12					
2. FORCIBLE RAPE TOTAL	20					
a. Rape by Force	21 22	1	22	3	0	
b. Attempts to commit Forcible Rape	22 1	0	1	0	0	
3. ROBBERY TOTAL	30					
a. Firearm	31 71	4	101	23	1	
b. Knife or Cutting Instrument	32 4	1	3	1	0	
c. Other Dangerous Weapon	33 4	0	4	0	0	
d. Strong-Arm (Hands, Fists, Feet, etc.)	34 26	1	25	5	0	
4. ASSAULT TOTAL	40					
a. Firearm	41 94	12	512	231	3	
b. Knife or cutting instrument	42 22	0	22	17	1	
c. Other Dangerous Weapon	43 37	0	37	14	0	
d. Strong-Arm	44 19	0	19	5	0	
e. Other Assaults - Simple, Not Aggravated	45 352	10	342	173	2	
5. BURGLARY TOTAL	50					
a. Forcible Entry	51 228	3	298	16	0	
b. Unlawful Entry - No Force	52 62	1	61	3	0	
c. Attempted Forcible Entry	53 11	1	10	0	0	
6. LARCENY THEFT TOTAL (except Motor Vehicle Theft)	60					
		1,649	44	1,605	218	8
7. MOTOR VEHICLE THEFT TOTAL	70					
a. Autos	71 354	16	338	25	1	
b. Trucks and Buses	72 10	0	10	0	0	
c. Other Vehicles	73 13	0	13	0	0	
GRAND TOTAL	77	2,969	83	2,886	520	13

CHECKING ANY OF THE APPROPRIATE BLOCKS BELOW WILL ELIMINATE YOUR NEED TO SUBMIT REPORTS WHEN THE VALUES ARE ZERO. THIS WILL ALSO AID THE NATIONAL PROGRAM IN ITS QUALITY CONTROL EFFORTS.

NO SUPPLEMENTARY HOMICIDE REPORT SUBMITTED SINCE NO MURDERS, JUSTIFIABLE HOMICIDES, OR MANSLAUGHTER BY NEGLIGENCE OCCURRED IN THIS JURISDICTION DURING THE MONTH.

NO SUPPLEMENT TO RETURN A REPORT SINCE NO CRIME OFFENSES OR RECOVERY OF PROPERTY REPORTED DURING THE MONTH.

NO LAW ENFORCEMENT OFFICERS KILLED OR ASSAULTED REPORT SINCE NONE OF THE OFFICERS WERE ASSAULTED OR KILLED DURING THE MONTH.

NO AGE, SEX, AND RACE OF PERSONS ARRESTED UNDER 18 YEARS OF AGE REPORT SINCE NO ARRESTS OF PERSONS WITHIN THIS AGE GROUP.

NO AGE, SEX, AND RACE OF PERSONS ARRESTED 18 YEARS OF AGE AND OVER REPORT SINCE NO ARRESTS OF PERSONS WITHIN THIS AGE GROUP.

NO MONTHLY RETURN OF ARSON OFFENSES KNOWN TO LAW ENFORCEMENT REPORT SINCE NO ARSONS OCCURRED.

DO NOT USE THIS SPACE

	INITIALS
RECORDED	
EDITED	
ENTERED	
ADJUSTED	
CUMES	

* TOTALS INCLUDE PREVIOUS OFFENSES

DECEMBER 2018

Month and Year of Report

GAAPD 0000

Agency Identifier

JANUARY 17, 2019

Date

LIEUTENANT

Title

CHIEF

Chief, Commissioner, Sheriff, or Superintendent

Prepared By
E. SHIELDS

ATLANTA POLICE DEPARTMENT - GEORGIA

Agency and State

PROPERTY STOLEN BY CLASSIFICATION

CLASSIFICATION	Number of Actual (Column 4)	Offenses Return A)	Monetary Value of Property Stolen
1. MURDER AND NONNEGLIGENT MANSLAUGHTER	12	10	\$ 0.00
2. FORCIBLE RAPE	20	22	\$ 0.00
3. ROBBERY			
(a) HIGHWAY (streets, alleys, etc.)	31	54	43,759.00
(b) COMMERCIAL HOUSE (except c, d, and f)	32	15	19,682.00
(c) GAS OR SERVICE STATION	33	1	500.00
(d) CONVENIENCE STORE	34	4	26.00
(e) RESIDENCE (anywhere on premises)	35	14	8,582.00
(f) BANK	36	1	1.00
(g) MISCELLANEOUS	37	12	3,456.00
TOTAL ROBBERY	30	101	\$ 76,006.00
5. BURGLARY - BREAKING OR ENTERING			
(a) RESIDENCE (dwelling)			
(1) NIGHT (6 p.m. - 6 a.m.)	51	84	95,977.00
(2) DAY (6 a.m. - 6 p.m.)	52	143	127,527.00
(3) UNKNOWN	53	0	0.00
(b) NON-RESIDENCE (store, office, etc.)			
(1) NIGHT (6 p.m. - 6 a.m.)	54	34	67,390.00
(2) DAY (6 a.m. - 6 p.m.)	55	37	21,597.00
(3) UNKNOWN	56	0	0.00
TOTAL BURGLARY	50	298	\$ 312,491.00
6. LARCENY - THEFT (Except Motor Vehicle Theft)			
(a) \$200 AND OVER	61	321	759,579.00
(b) \$50 TO \$200	62	78	7,684.00
(c) UNDER \$50	63	1,206	2,942.00
TOTAL LARCENY (Same as Item 6X)	60	1,605	\$ 770,205.00
7. MOTOR VEHICLE THEFT (Include Alleged Joy Ride)	70	338	\$ 192,207.00
GRAND TOTAL - ALL ITEMS	77		\$ 1,350,909.00
ADDITIONAL ANALYSIS OF LARCENY AND MOTOR VEHICLE THEFT			
6X. NATURE OF LARCENIES UNDER ITEM 6			
(a) POCKET-PICKING	81	9	1,990.00
(b) PURSE-SNATCHING	82	16	2,351.00
(c) SHOPLIFTING	83	241	25,084.00
(d) FROM MOTOR VEHICLES (except e)	84	998	572,028.00
(e) MOTOR VEHICLE PARTS AND ACCESSORIES	85	54	7,086.00
(f) BICYCLES	86	9	3,554.00
(g) FROM BUILDING (except c and h)	87	104	-46,853.00 *
(h) FROM ANY COIN-OPERATED MACHINES (parking meters, etc.)	88	0	0.00
(i) ALL OTHER	89	174	204,965.00
TOTAL LARCENIES (Same as Item 6)	80	1,605	\$ 770,205.00
7X. MOTOR VEHICLES RECOVERED			
(a) STOLEN LOCALLY AND RECOVERED LOCALLY	91	9	
(b) STOLEN LOCALLY AND RECOVERED BY OTHER JURISDICTIONS	92	15	
(c) TOTAL LOCALLY STOLEN MOTOR VEHICLES RECOVERED (a & b)	93	24	
(d) STOLEN IN OTHER JURISDICTIONS AND RECOVERED LOCALLY	90	N/A	

**SUPPLEMENT TO RETURN A
MONTHLY RETURN OF OFFENSES KNOWN TO THE POLICE**

1-706 (Rev.8-30-94)
Form Approved
OMB No. 1110-0007

This report is authorized by law, Title 28, Section 534, U. S. Code. While you are not required to respond, your cooperation in submitting this report with the Return A will assist the FBI in compiling comprehensive, accurate figures on a timely basis.

This form deals with the nature of crime and the monetary value of property stolen and recovered. The total offenses recorded on the form should be the same as the number of actual offenses listed in Column 4 of the Return A for each crime class. Include attempted crimes on this form, but do not include unfounded offenses. If you cannot complete the report in all areas, please record as much information as is available. Tally sheets will be sent upon request.

PROPERTY BY TYPE AND VALUE

Type of Property (1)	Data Entry	Monetary Value of Property Stolen in Your Jurisdiction	
		Stolen (2)	Recovered (3)
(A) Currency, Notes, Etc.	01	\$ 152,508.00	\$ 0.00
(B) Jewelry and Precious Metals	02	40,915.00	0.00
(C) Clothing and Furs	03	74,935.00	0.00
(D) Locally Stolen Motor Vehicles	04	192,207.00	45,022.00
(E) Office Equipment	05	41,373.00	0.00
(F) Televisions, Radios, Stereos, Etc.	06	335,315.00	3.00
(G) Firearms	07	14,928.00	0.00
(H) Household Goods	08	5,895.00	0.00
(I) Consumable Goods	09	16,382.00	0.00
(J) Livestock	10	0.00	0.00
(K) Miscellaneous	11	476,451.00	3.00
TOTAL	00	\$ 1,350,909.00	\$ 45,028.00

The total of this column should agree with the Grand Total (DATA ENTRY 77) shown on page 2.

Include in this column all property recovered even though stolen in prior months. The above is an accounting for only that property stolen in your jurisdiction. This will include property recovered for you by other jurisdictions, but not property you recover for them.

JANUARY 17, 2019
DATE

[Signature] LIEUTENANT
PREPARED BY TITLE

[Signature] CHIEF
CHIEF, COMMISSIONER, SHERIFF OR SUPERINTENDENT

DECEMBER 2018
Month and Year of Report

GAAPD 0000
Agency Identifier

ATLANTA POLICE DEPARTMENT - GEORGIA
Agency and State

LAW ENFORCEMENT OFFICERS KILLED OR ASSAULTED

It is requested this report be completed and transmitted with monthly crime reports to: Director, Federal Bureau of Investigation, Uniform Crime Reports, Washington, D. C. 20535. This form should be used to report the number of your officers who were assaulted or killed in the line of duty during the month. Additional information concerning officers killed will be requested by a separate questionnaire.

OFFICERS KILLED	By felonious act <u> 0 </u>
Number of your law enforcement officers killed in the line of duty this month.	By accident or negligence <u> 0 </u>

Officers Assaulted (Do not include officers killed) - See other side for instructions.

Type of Activity	Total Assaults by Weapon A	Type of Weapon					Type of Assignment						Police Assaults Cleared M	
		Firearm B	Knife or Other Cutting Instrument C	Other Dangerous Weapon D	Hands, Fists, Feet, etc. E	Two-Officer Vehicle F	One-Officer Vehicle		Detective or Special Assign.		Other			
							Alone G	As-sisted H	Alone I	As-sisted J	Alone K	As-sisted L		
1. Responding to "Disturbance" calls (family quarrels, man with gun, etc.)	0													
2. Burglaries in progress or pursuing burglary suspects	0													
3. Robberies in progress or pursuing robbery suspects	0													
4. Attempting other arrests	0													
5. Civil disorder (riot, mass disobedience)	0													
6. Handling, transporting, custody of prisoners	1				1			1						1
7. Investigating suspicious persons or circumstances	0													
8. Ambush - no warning	0													
9. Mentally deranged	0													
10. Traffic pursuits and stops	1			1						1				
11. All Other	0													
12. TOTAL (1-11)	2	0	0	1	1	0	0	1	0	1	0	0	1	
13. Number with personal injury	1				1	DO NOT WRITE HERE Recorded _____ Edited _____ Punched _____ Verified _____ Adjusted _____ DOJ/FBI								
14. Number without personal injury	1			1										
15. Time of assaults														
	AM				1									
	PM				1									

12:01 2:00 4:00 6:00 8:00 10:00 12:00

DECEMBER 2018	GAAPD 0000		LIEUTENANT
Month and Year	Agency Identifier	Prepared By	Title
ATLANTA POLICE DEPARTMENT	GEORGIA	<i>[Signature]</i>	CHIEF
Agency	State	Chief, Sheriff, Commissioner, Superintendent	

MONTHLY RETURN OF ARSON OFFENSES KNOWN TO LAW ENFORCEMENT

DO-73 (2-11-82)
Form Approved
OMB No. 1110-0008

This report is authorized by law Title 28, Section 534, United States Code, and the enactment of the fiscal year 1979, Department of Justice Authorization Bill S. 3151. While you are not required to respond, your cooperation in using this form to report all incidents of arson which become known to your department during the month will assist the FBI in compiling comprehensive, accurate data on a timely basis. Instructions appear on reverse side.

1 PROPERTY CLASSIFICATION	2 Offenses Reported or Known to Police (Include Unfounded and Attempts)	3 Unfounded, i.e. False or Baseless Complaints	4 Number of Actual Offenses (Column 2 Minus Column 3 (Include Attempts))	5 Total Offenses Cleared by Arrest or Exceptional Means (Include Column 6)	6 Number of Clearances Involving Only Persons Under 18 Years of Age	7 Offenses Where Structures Uninhabited Abandoned, or not Normally in Use	8 Estimated Value of Property Damage
STRUCTURAL							
A. Single Occupancy Residential: Houses, Townhouses, Duplexes, etc.	10	7	3			2	\$ 40,500.
B. Other Residential: Apartments, Tenements, Flats, Hotels, Motels, Inns, Dormitories, Boarding Houses, etc.	1		1				\$ 1,200.
C. Storage: Barns, Garages, Warehouses, etc.	2	2					\$
D. Industrial/Manufacturing							\$
E. Other Commercial: Stores, Restaurants, Offices, etc.	2	1	1				\$ 100,000.
F. Community/Public: Churches, Jails, Schools, Colleges, Hospitals, etc.	1		1	1			\$ 100,000.
G. All Other Structure: Out Buildings, Monuments, Buildings Under Construction, etc.							\$
TOTAL STRUCTURE	16	10	6	1		2	\$ 241,700.
MOBILE							
H. Motor Vehicles: Automobiles, Trucks, Buses, Motorcycles, etc.:	1		1				\$ 20,000.
I. Other Mobile Property: Trailers, Recreational Vehicles, Airplanes, Boats, etc.							\$
TOTAL MOBILE	1		1				\$ 20,000.
J. TOTAL OTHER Crops, Timber, Fences, Signs, etc.							\$
GRAND TOTAL	17	10	7	1		2	\$ 261,700.

Agency Identifier GAAPD 0000 Month DECEMBER 2018
 Agency ATLANTA POLICE DEPARTMENT State GEORGIA
 Prepared by [Signature] LIEUTENANT CHIEF
 Chief, Commissioner, Sheriff, or Superintendent

DO NOT WRITE HERE	
Recorded	*
Edited	
Entered	
Adjusted	
Corres.	

AGENCY IDENTIFIER GAAPD 0000 REPORTING PERIOD DECEMBER 2018

AGENCY NAME ATLANTA POLICE DEPARTMENT

POLICE DISPOSITION OF JUVENILES

-Not to include neglect or traffic cases-

1. Handled within Department and released. (Warning, released to parents, etc.)	_____
2. Referred to juvenile court or probation department.	_____ 43
3. Referred to welfare agency.	_____
4. Referred to other police agency.	_____
5. Referred to criminal or adult court.	_____
TOTAL	_____ 43

JANUARY 16, 2019
DATE

<u>[Signature]</u>	LIEUTENANT
PREPARED BY	TITLE
<u>[Signature]</u>	CHIEF
APPROVED BY	TITLE

GCIC USE ONLY	
Recorded	_____
Reviewed	_____
Punched	_____
Verified	_____

RETURN TO
Georgia Crime Information Center/Uniform Crime Reporting
P. O. Box 1456
Atlanta, Georgia 30301

Return on or before the 7th of the following month.

GCIC/UCR-012 (9/74)

PAGE 1 OF 2
SUPPLEMENTARY HOMICIDE REPORT

This report is authorized by law Title 28, Section 534, United States Code. While you are not required to respond, your cooperation in using this form to list data pertaining to all homicides reported on your Return A will assist the FBI in compiling comprehensive, accurate data regarding this important classification on a timely basis.

Ia. Murder and Nonnegligent Manslaughter

List below specific information for all offenses shown in item 1a of the monthly Return A. In addition, list all justifiable killings of felons by a citizen or by a peace officer in the line of duty. A brief explanation in the circumstances column regarding unfounded homicide offenses will aid the national Uniform Crime Reporting Program in editing the reports.

Incident	Situation*	Victim **			Offender**			Data Code		Weapon Used (Handgun, Rifle, Shotgun, Club, Poison, etc.)	Relationship of Victim to Offender (Husband, Wife, Son, Father, Acquaintance, Neighbor, Stranger, etc.)	Circumstances (Victim shot by robber, robbery victim shot robber, killed by patron during barroom brawl, etc.)
		Age	Sex	Race	Ethnicity	Age	Sex	Race	Ethnicity			
	A	28	M	B	N	50	M	B	N	HANDGUN - 380 CAL.	STRANGER	NARCOTIC DRUG LAWS
	B	22	M	B	N					HANDGUN	UNKNOWN	OTHER
	B	60	M	B	N					HANDGUN	UNKNOWN	OTHER
	A	23	M	B	N	60	M	W	N	HANDGUN	ACQUAINTANCE	OTHER ARGUMENTS
	B	34	M	B	N					HANDGUN	UNKNOWN	OTHER
	B	18	M	B	N					HANDGUN	UNKNOWN	OTHER
	B	65	M	B	N					HANDGUN	UNKNOWN	OTHER
	B	38	M	W	H					HANDGUN	UNKNOWN	OTHER
	B	31	M	B	N					HANDGUN	UNKNOWN	OTHER
	B	50	M	B	N					HANDGUN	UNKNOWN	OTHER

** - See reverse side for explanation

DECEMBER 2018
Month and Year

ATLANTA POLICE DEPARTMENT
Agency

GAAPD 0000
Agency Identifier

GEORGIA
State

Prepared By
[Signature]
Chief, Sheriff, Commissioner, Superintendent

LIEUTENANT
Title

CHIEF

DO NOT WRITE HERE	
Recorded	
Edited	
Punched	
Verified	
Adjusted	

PAGE 2 OF 2
SUPPLEMENTARY HOMICIDE REPORT

This report is authorized by law Title 28, Section 534, United States Code. While you are not required to respond, your cooperation in using this form to list data pertaining to all homicides reported on your Return A will assist the FBI in compiling comprehensive, accurate data regarding this important classification on a timely basis.

1a. Murder and Nonnegligent Manslaughter

List below specific information for all offenses shown in item 1a of the monthly Return A. In addition, list all justifiable killings of felons by a citizen or by a peace officer in the line of duty. A brief explanation in the circumstances column regarding unfounded homicide offenses will aid the national Uniform Crime Reporting Program in editing the reports.

Incident	Situation*	Victim **			Offender**			Data Code	Weapon Used (Handgun, Rifle, Shotgun, Club, Poison, etc.)	Relationship of Victim to Offender (Husband, Wife, Son, Father, Acquaintance, Neighbor, Stranger, etc.)	Circumstances (Victim shot by robber, robbery victim shot robber, killed by patron during barroom brawl, etc.)	
		Age	Sex	Race	Ethnicity	Age	Sex					Race
	A	32	M	B	N	29	M	B	N	HANDGUN	STRANGER	FELON KILLED BY PRIVATE CITIZEN *
	A	38	M	B	N	40	M	B	N	HANDGUN	ACQUAINTANCE	FELON KILLED BY PRIVATE CITIZEN *
	A	21	M	B	N	25	M	B	N	HANDGUN	STRANGER	FELON KILLED BY PRIVATE CITIZEN *

** - See reverse side for explanation

DO NOT WRITE HERE				
Recorded		Edited		Punched
Verified		Adjusted		

DECEMBER 2018
Month and Year

GAAPD 0000
Agency Identifier

GEORGIA
State

ATLANTA POLICE DEPARTMENT
Agency

SSD/1-17-19

Prepared By: *[Signature]*
Title: LIEUTENANT

Chief, Sheriff, Commissioner, Superintendent: *[Signature]*
Title: CHIEF

ATLANTA POLICE DEPARTMENT
 AGE, SEX, AND RACE OF PERSONS ARRESTED
 17 YEARS OF AGE AND OVER

CLASSIFICATION OF OFFENSES	SEX	AGE OF PERSON ARRESTED														TOTAL	RACE				ETHNIC													
		17	18	19	20	21	22	23	24	29	30	34	35	39	40		44	45	49	50		54	55	59	60	64	65 UP	White	Black	Native Amer.	Asian/Pacific	Whi. Hispanic	Blck Hispanic	
16 Prostitution and Commercialized Vice	M																		1													1		
	F																																1	
17 Sex Offenses (except Rape and Prostitution)	M				1										3	4	2	1	1													3		
	F		1																													1		
18 Drug Abuse Violations	M	6	4	5	6	7	6	11	45	25	16	11	7	7	4	6	2	168																
	F	1	0	1	2	0	2	0	12	2	7	2	2	2	1	0	0	34																
Grand Total	M	3	0	0	1	2	2	3	10	3	5	4	1	1	0	2	0	37																
	F	0	0	0	0	0	0	0	3	0	1	0	0	2	1	0	0	7																
180 (1) Sale/Manufacturing Subtotal	M								1	3	1	1	1	1	1	1	8																	
	F																																	
a Opium or Cocaine and their derivatives	M																																	
	F																															1		
b Marijuana	M	1			1	2		2	6	2	3	3				1	21																	
	F								3		1						6																	
c Synthetic Narcotics	M																														26			
	F																																	
d Other Dangerous Non-Narcotic Drugs	M	2						2	1	1	1	1	1	1	1	1	8																	
	F																															9		
185 (2) Possession Subtotal	M	3	4	5	5	5	4	8	35	22	11	7	6	6	4	4	2	131																
	F	1	0	1	2	0	2	0	9	2	6	2	2	0	0	0	0	27																
e Opium or Cocaine and their derivatives	M						1	1	5	1	1	2	3	2	2	2	20																	
	F								3		1	1	1	1	1	1	7																	
f Marijuana	M	3	4	5	5	4	3	6	29	19	10	5	3	4	2	2	106																	
	F	1	1	2	1	1	1	6	2	4	1	1	1	1	1	1	19																	
g Synthetic Narcotics	M										2					3																		
	F																																	
h Other Dangerous Non-Narcotic Drugs	M							1	1	1	1	1	1	1	1	2																		
	F																																	
19 Gambling	M	0	0	0	0	0	0	0	0	0	0	0	0	0	0	0	0																	
	F	0	0	0	0	0	0	0	0	0	0	0	0	0	0	0	0																	
Bookmaking	M																0																	
	F																0																	
Numbers and Lottery	M															0																		
	F															0																		

ATLANTA POLICE DEPARTMENT
 AGE, SEX, AND RACE OF PERSONS ARRESTED
 16 YEARS OF AGE AND UNDER

MONTH DECEMBER

YEAR 2018

CLASSIFICATION OF OFFENSES	SEX	AGE						RACE					ETHNIC		
		09	10-12	13-14	15	16	TOTAL	White	Black	Native Amer.	Asian/Pacific	Whi. Hispanic	Black Hispanic		
Murder/Nonnegligent Manslaughter	M						0								
	F						0								
Manslaughter by Negligence	M						0								
	F						0								
Forcible Rape	M						0								
	F						0								
Robbery	M						0								
	F			1			1				1				
Aggravated Assault	M						0								
	F		1				1								
Burglary - Breaking or Entering	M						0								
	F						0								
Larceny - Theft (except Motor Vehicle Theft)	M			4	5	3	12								
	F			2	2	4	8				20				
Motor Vehicle Theft	M					2	2								
	F						0				2				
Other Assaults	M		3	1	1	1	6								
	F		1				1				7				
Arson	M						0								
	F						0								
Forgery and Counterfeiting	M						0								
	F						0								
Fraud	M						0								
	F						0								
Embezzlement	M						0								
	F						0								
Stolen Property; Buying, Receiving, Possessing	M					3	3								
	F						0				3				
Vandalism	M						0								
	F					1	1				1				
Weapons	M						0								
	F						0								
Prostitution and Commercialized Vice	M						0								
	F						0								

ATLANTA POLICE DEPARTMENT
AGE, SEX, AND RACE OF PERSONS ARRESTED
16 YEARS OF AGE AND UNDER

MONTH DECEMBER

YEAR 2018

CLASSIFICATION OF OFFENSES	SEX	AGE						RACE				ETHNIC						
		0 9		10 12		13 14		15		16		TOTAL	White	Black	Native Amer.	Asian/Pacific	Whi. Hispanic	Blk Hispanic
		0	9	10	12	13	14	15	16									
17 Sex Offenses (except Rape and Prostitution)	M																	
	F																	
18 Drug Abuse Violations Grand Total	M	0	0	1	2	1	4	0	0	0	0	0	4	0	0	0	0	0
	F	0	0	0	0	0	0	0	0	0	0	0	0	0	0	0	0	0
180 (1) Sale/Manufacturing Subtotal	M	0	0	0	1	0	1	0	0	0	0	0	0	1	0	0	0	0
	F	0	0	0	0	0	0	0	0	0	0	0	0	0	0	0	0	0
a Opium or Cocaine and their Derivatives	M						0											
	F						0											
b Marijuana	M					1	1											
	F						0						1					
c Synthetic Narcotics	M						0											
	F						0											
d Other Dangerous Non-Narcotic Drugs	M						0											
	F						0											
185 (2) Possession Subtotal	M	0	0	1	1	1	3	0	0	0	0	0	3	0	0	0	0	0
	F	0	0	0	0	0	0	0	0	0	0	0	0	0	0	0	0	0
e Opium or Cocaine and their Derivatives	M						0											
	F						0											
f Marijuana	M					1	1	3										
	F						0						3					
g Synthetic Narcotics	M						0											
	F						0											
h Other Dangerous Non-Narcotic Drugs	M						0											
	F						0											
19 Gambling Total	M	0	0	0	0	0	0	0	0	0	0	0	0	0	0	0	0	0
	F	0	0	0	0	0	0	0	0	0	0	0	0	0	0	0	0	0
a Bookmaking	M						0											
	F						0											
b Numbers and Lottery	M						0											
	F						0											
c All Other Gambling	M						0											
	F						0											
20 Offenses Against Family and Children	M						0											
	F						0											

ATLANTA POLICE DEPARTMENT
 AGE, SEX, AND RACE OF PERSONS ARRESTED
 16 YEARS OF AGE AND UNDER

MONTH DECEMBER
 YEAR 2018

CLASSIFICATION OF OFFENSES	SEX	AGE					RACE				ETHNIC		
		09	1012	1314	15	16	TOTAL	White	Black	Native Amer.	Asian/Pacific	Whl. Hispanic	Blk Hispanic
Driving Under the influence	M						0						
	F						0						
Liquor Laws	M						0						
	F						0						
Drunkness	M						0						
	F						0						
Disorderly Conduct	M				1		1						
	F						0		1				
Vagrancy	M						0						
	F						0						
All Other Offenses (except Traffic)	M			2	1		3						
	F						0		3				
Suspicion	M						0						
	F						0						
Curfew and Loitering	M						0						
	F						0						
Run-Aways	M						0						
	F						0						
Total		0	5	11	11	16	43	0	43	0	0	0	0

DECEMBER 2018
 Month and Year of Report

GAAPD 0000
 Agency Identifier

JANUARY 17, 2018
 Date

Prepared By [Signature] LIEUTENANT

[Signature] CHIEF
 Chief, Commissioner, Sheriff, or Superintendent

ATLANTA POLICE DEPARTMENT - GEORGIA
 Agency and State

UNIFORM CRIME REPORTING

**LAW ENFORCEMENT
OPERATIONS
&
MANAGEMENT**

CRIME AREA COMPARISON

**SUPPORT SERVICES DIVISION
Information Services Section**

**DECEMBER 2018
DECEMBER 2017**

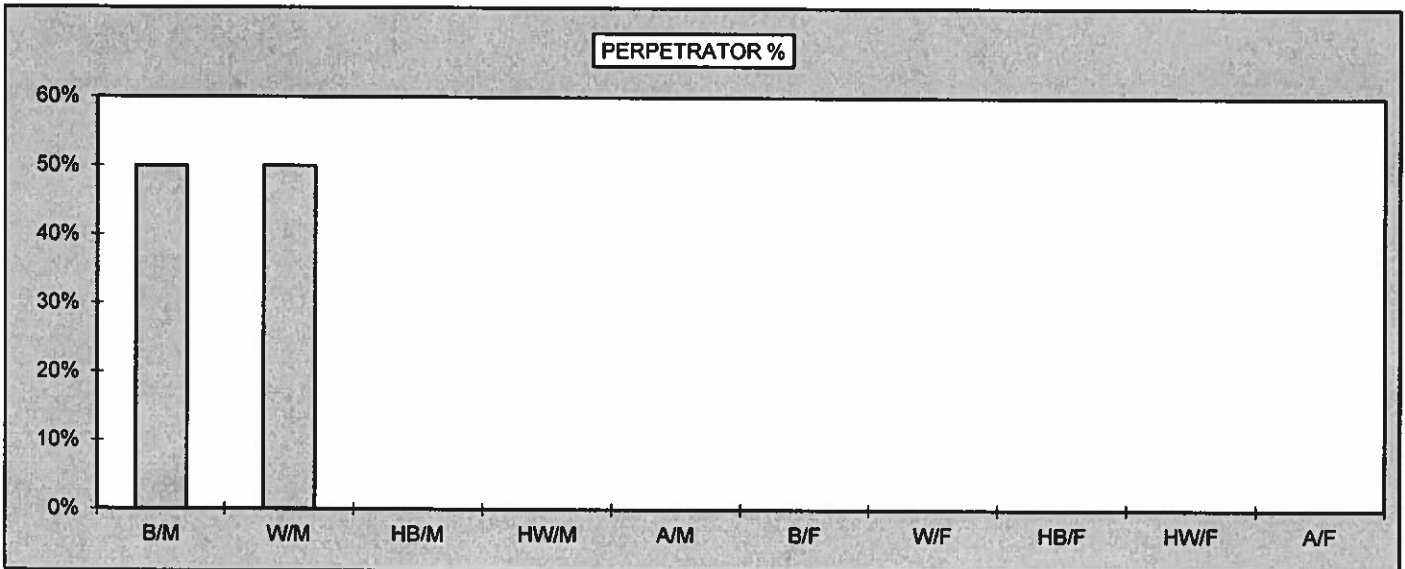
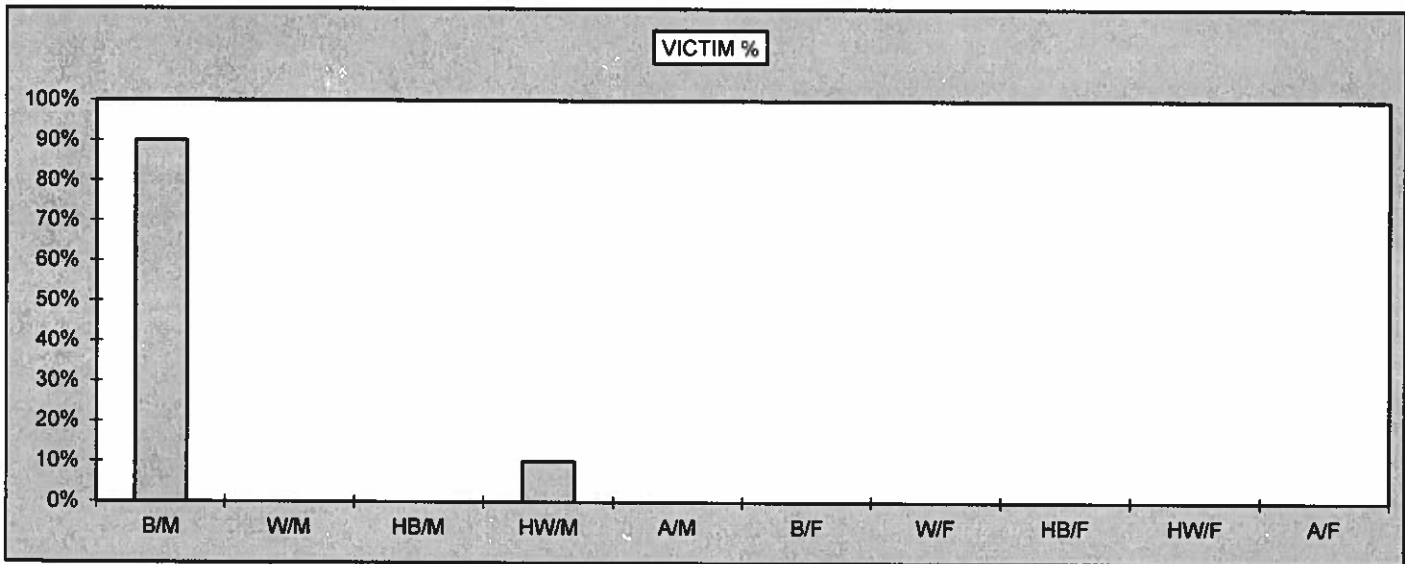
**2018
DECEMBER HOMICIDE COMPARISON
BY RACE, SEX, AND ETHNIC ORIGIN**

	VICTIM	PERPETRATOR
B/M	9	1
W/M	0	1
HB/M	0	0
HW/M	1	0
A/M	0	0
TOTAL MALES	10	2
B/F	0	0
W/F	0	0
HB/F	0	0
HW/F	0	0
A/F	0	0
TOTAL FEMALES	0	0
TOTAL	10	2

	VICTIM %	PERPETRATOR %
B/M	90%	50%
W/M	0%	50%
HB/M	0%	0%
HW/M	10%	0%
A/M	0%	0%

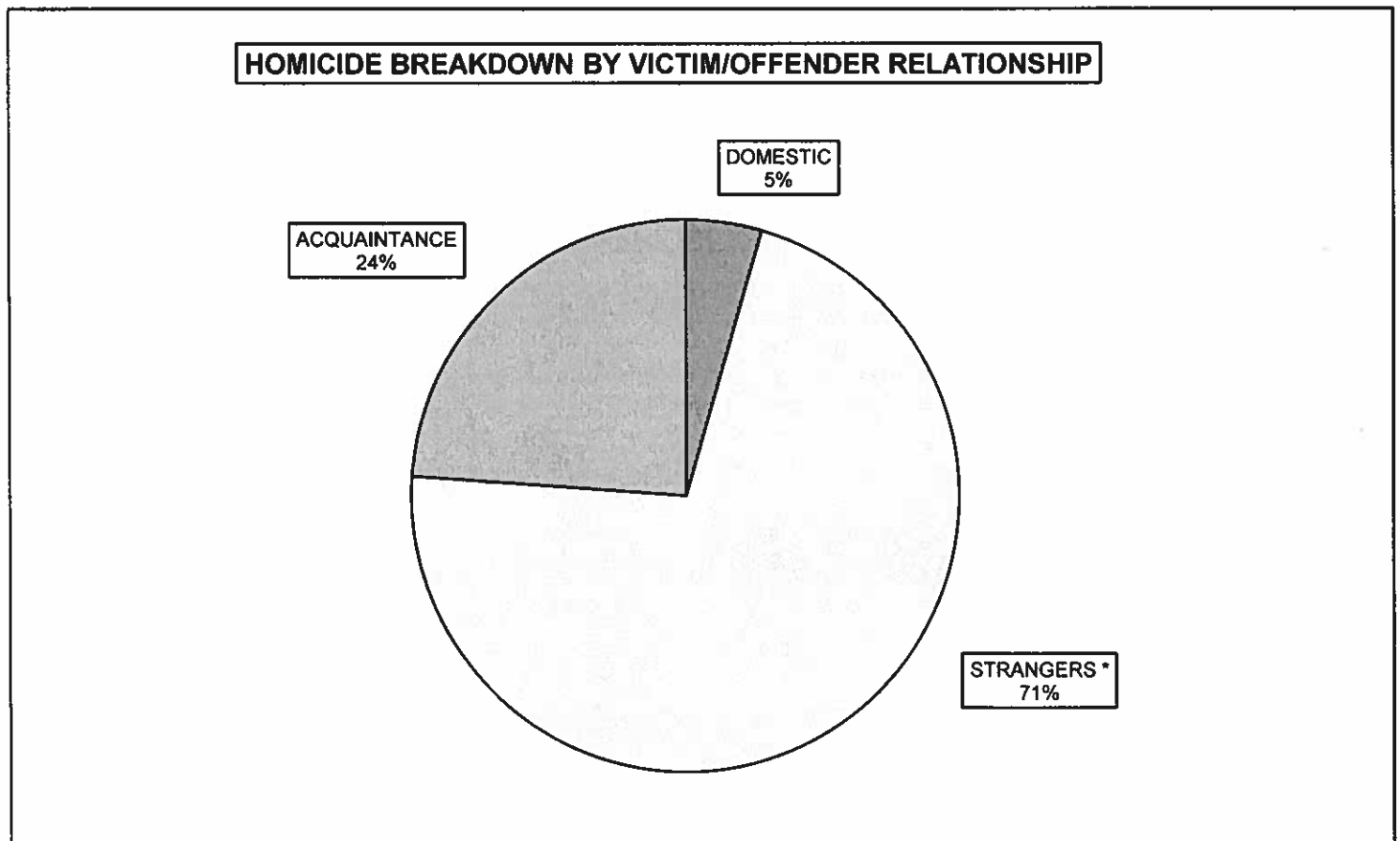
B/F	0%	0%
W/F	0%	0%
HB/F	0%	0%
HW/F	0%	0%
A/F	0%	0%

PERPETRATOR UNKNOWN FOR 8 HOMICIDES



**2018
HOMICIDE BREAKDOWN
YEAR TO DATE**

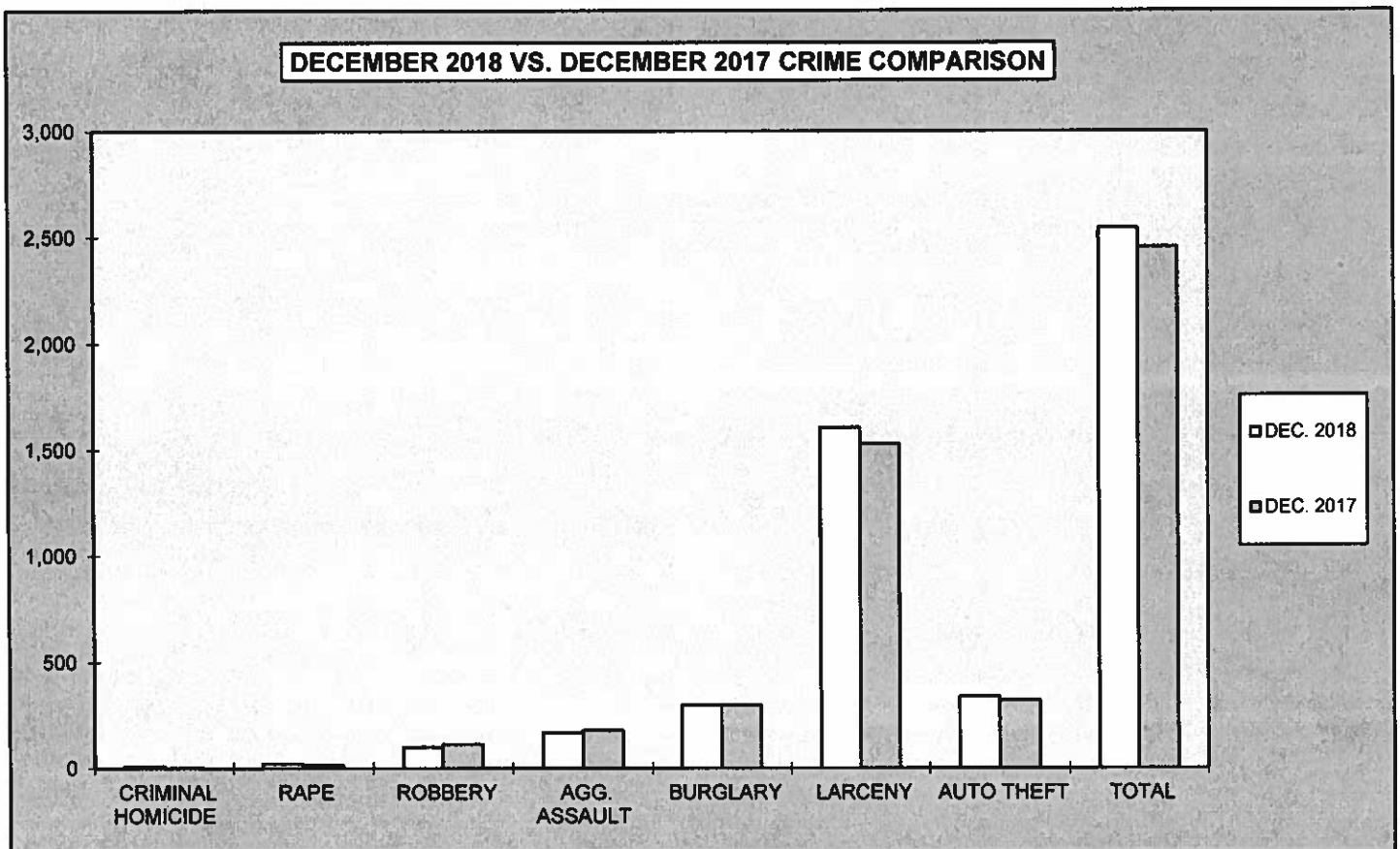
DECEMBER							
MONTH	ACTUAL	DOMESTIC	%	STRANGERS *	%	ACQUAINTANCE	%
JANUARY	6	0	0%	5	83%	1	17%
FEBRUARY	10	0	0%	7	70%	3	30%
MARCH	5	0	0%	3	60%	2	40%
APRIL	5	1	20%	2	40%	2	40%
MAY	9	2	22%	5	56%	2	22%
JUNE	7	0	0%	4	57%	3	43%
JULY	14	0	0%	11	79%	3	21%
AUGUST	8	0	0%	8	100%	0	0%
SEPTEMBER	3	0	0%	3	100%	0	0%
OCTOBER	5	0	0%	2	40%	3	60%
NOVEMBER	6	1	17%	4	66%	1	17%
DECEMBER	10	0	0%	9	90%	1	10%
TOTAL	88	4	5%	63	71%	21	24%



* UNKNOWN INCLUDED IN WITH STRANGERS

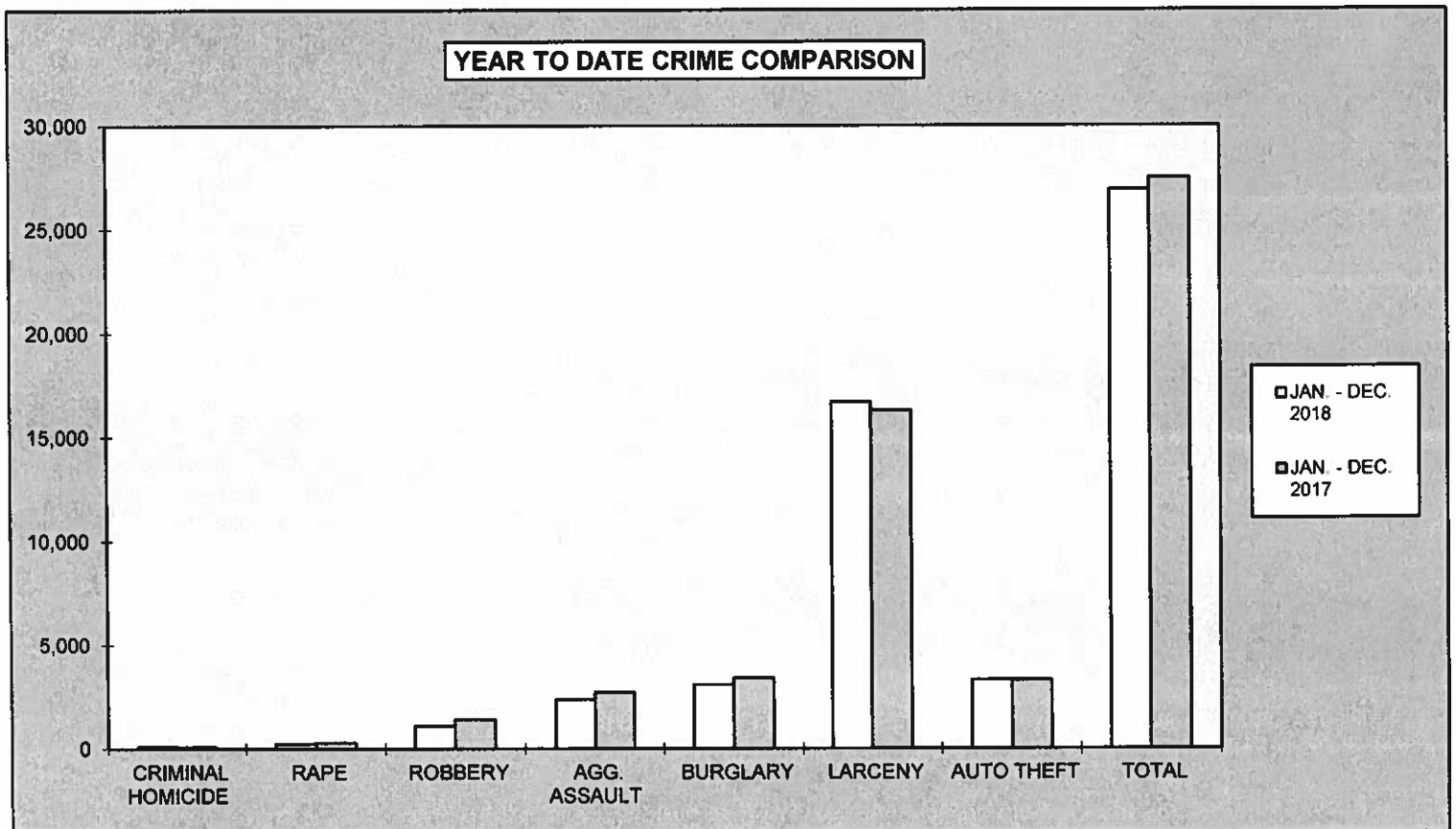
**2018
MONTHLY CRIME COMPARISON**

CRIME	DEC. 2018	DEC. 2017	# DIFFERENCE	% DIFFERENCE
CRIMINAL HOMICIDE	10	1	9	900%
RAPE	22	14	8	57%
ROBBERY	101	114	-13	-11%
AGG. ASSAULT	170	180	-10	-6%
BURGLARY	298	298	0	0%
RESIDENCE	227	226	1	0%
NON-RESIDENCE	71	72	-1	-1%
LARCENY	1,605	1,528	77	5%
POCKETPICKING	9	6	3	50%
PURSE SNATCHING	16	14	2	14%
SHOPLIFTING	241	267	-26	-10%
FROM MOTOR VEHICLES	998	895	103	12%
MOTOR VEH. PARTS/ACCESSORIES	54	68	-14	-21%
BICYCLES	9	18	-9	-50%
FROM BUILDINGS	104	99	5	5%
FROM COIN OPERATED MACHINES	0	2	-2	-100%
ALL OTHER	174	159	15	9%
AUTO THEFT	338	320	18	6%
TOTAL	2,544	2,455	89	4%



**2018
YEAR TO DATE CRIME COMPARISON**

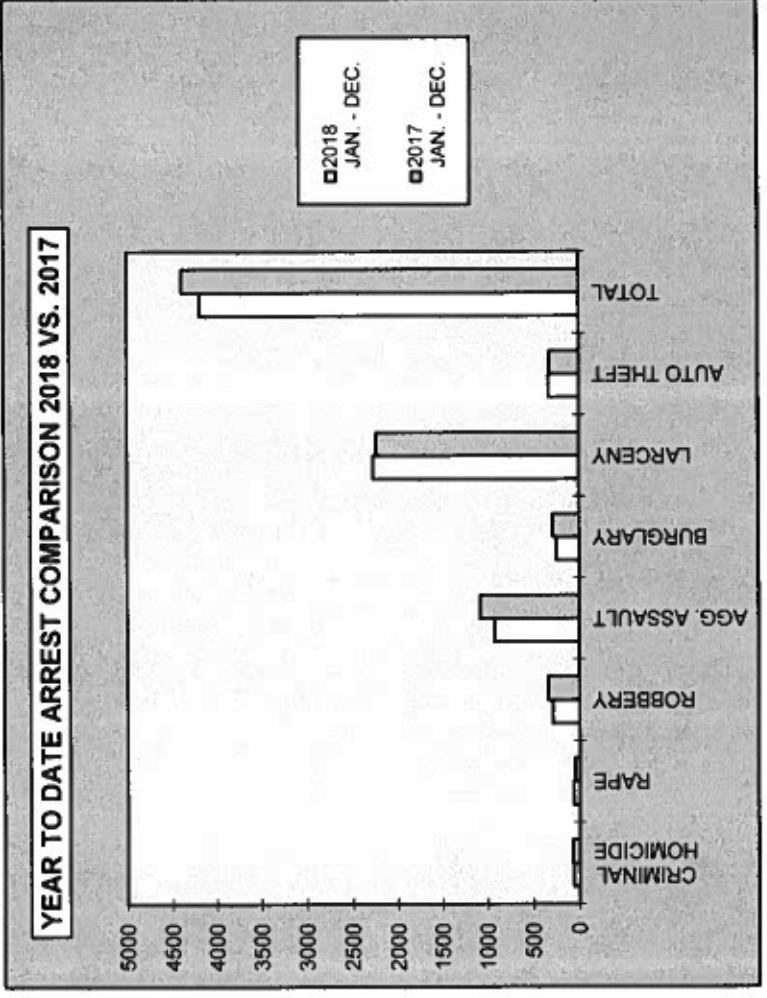
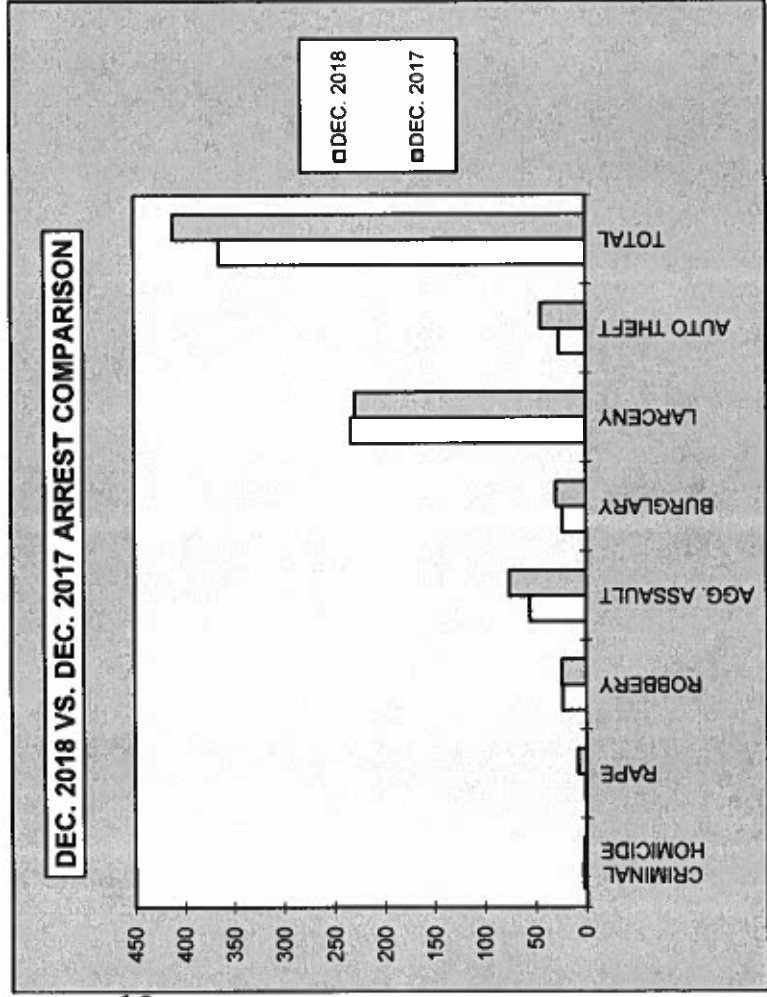
ANNUAL CRIME COMPARISON				
CRIME	JAN - DEC. 2018	JAN - DEC. 2017	# DIFFERENCE	% DIFFERENCE
CRIMINAL HOMICIDE	88	79	9	11%
RAPE	245	282	-37	-13%
ROBBERY	1,099	1,413	-314	-22%
AGG. ASSAULT	2,382	2,730	-348	-13%
BURGLARY	3,082	3,390	-308	-9%
RESIDENCE	2,277	2,624	-347	-13%
NON-RESIDENCE	805	766	39	5%
LARCENY	16,701	16,304	397	2%
POCKETPICKING	72	75	-3	-4%
PURSE SNATCHING	210	255	-45	-18%
SHOPLIFTING	2,517	2,459	58	2%
FROM MOTOR VEHICLES	9,600	8,928	672	8%
MOTOR VEH. PARTS/ACCESSORIES	765	841	-76	-9%
BICYCLES	287	275	12	4%
FROM BUILDINGS	1,346	1,327	19	1%
FROM COIN OPERATED MACHINES	14	19	-5	-26%
ALL OTHER	1,890	2,125	-235	-11%
AUTO THEFT	3,308	3,297	11	0%
TOTAL	26,905	27,495	-590	-2%



**2018
ARREST COMPARISON**

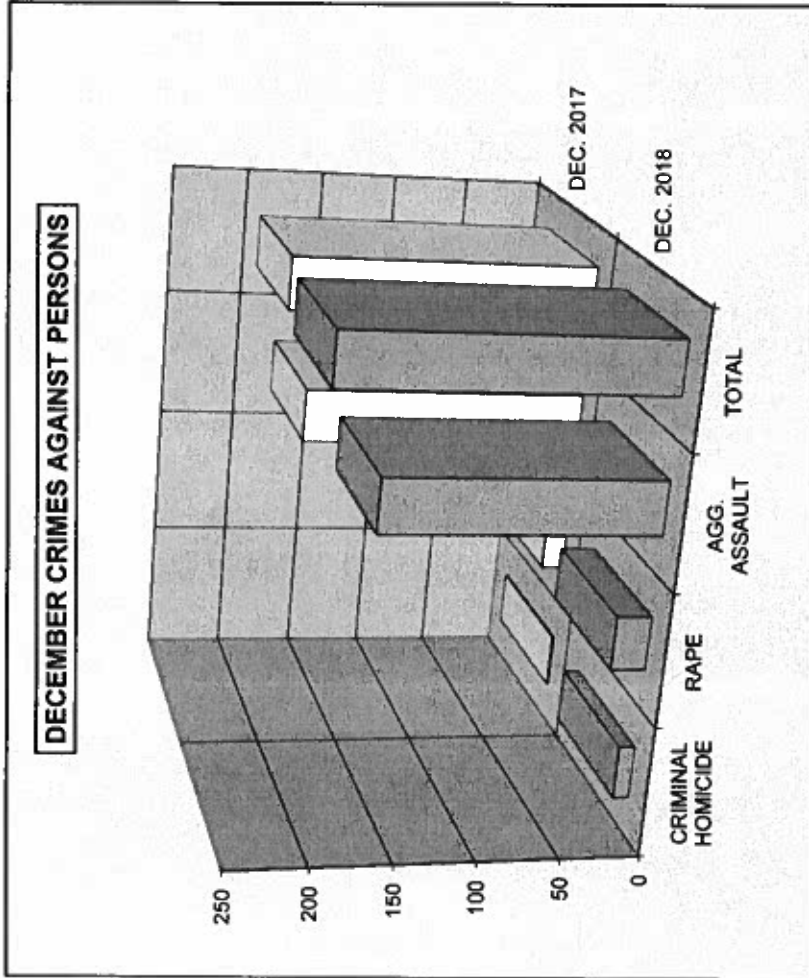
DECEMBER ARREST COMPARISON					
CRIME	DEC. 2018	DEC. 2017	# DIFFERENCE	% DIFFERENCE	
CRIMINAL HOMICIDE	3	2	1	50%	
RAPE	1	8	-7	-88%	
ROBBERY	23	24	-1	-4%	
AGG. ASSAULT	55	75	-20	-27%	
BURGLARY	23	29	-6	-21%	
LARCENY	233	229	4	2%	
AUTO THEFT	26	44	-18	-41%	
TOTAL	364	411	-47	-11%	

ANNUAL ARREST COMPARISON					
CRIME	2018 JAN. - DEC.	2017 JAN. - DEC.	# DIFFERENCE	% DIFFERENCE	
CRIMINAL HOMICIDE	62	77	-15	-19%	
RAPE	64	48	16	33%	
ROBBERY	293	342	-49	-14%	
AGG. ASSAULT	921	1,082	-161	-15%	
BURGLARY	251	286	-35	-12%	
LARCENY	2,268	2,232	36	2%	
AUTO THEFT	327	318	9	3%	
TOTAL	4,186	4,385	-199	-5%	

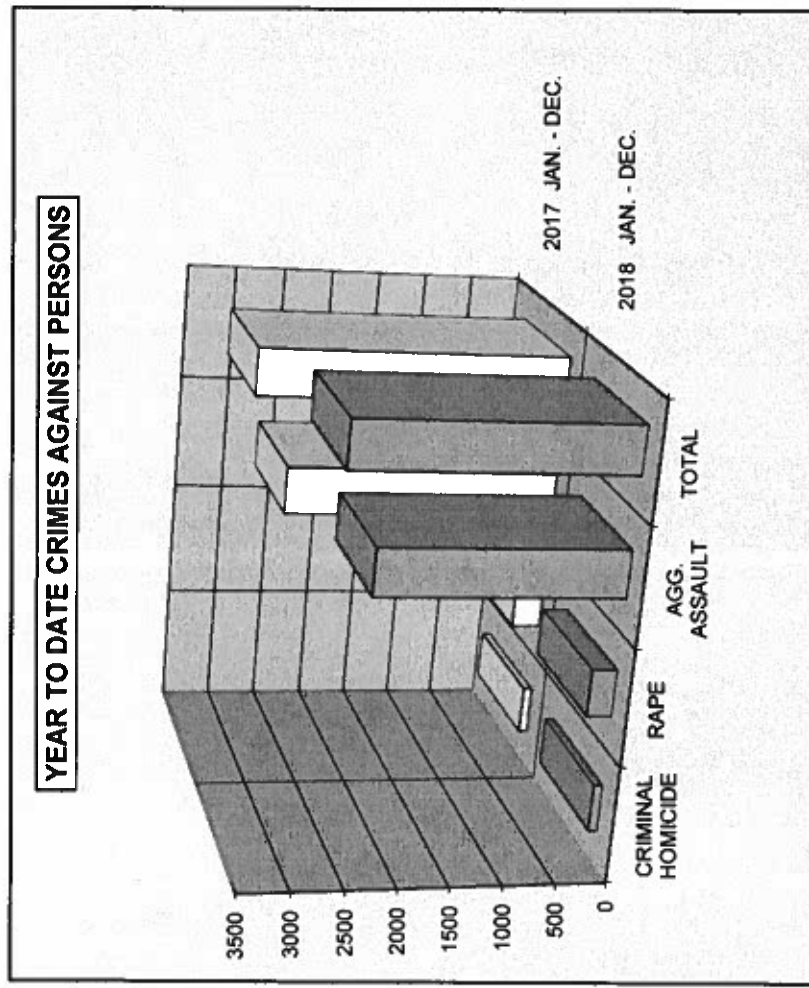


2018
CRIME COMPARISON
CRIMES AGAINST PERSONS

DECEMBER				
CRIME	DEC. 2018	DEC. 2017	# DIFFERENCE	% DIFFERENCE
CRIMINAL HOMICIDE	10	1	9	900%
RAPE	22	14	8	57%
AGG. ASSAULT	170	180	-10	-6%
TOTAL	202	195	7	4%

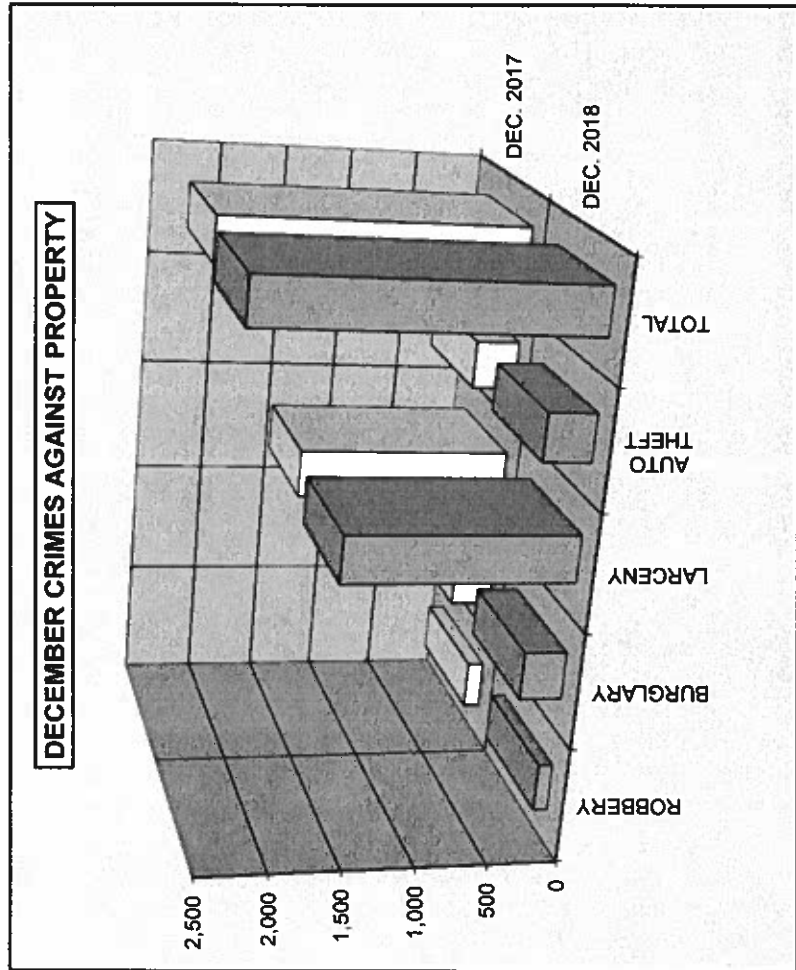


ANNUAL				
CRIME	2018 JAN. - DEC.	2017 JAN. - DEC.	# DIFFERENCE	% DIFFERENCE
CRIMINAL HOMICIDE	88	79	9	11%
RAPE	245	282	-37	-13%
AGG. ASSAULT	2,382	2,730	-348	-13%
TOTAL	2,715	3,091	-376	-12%

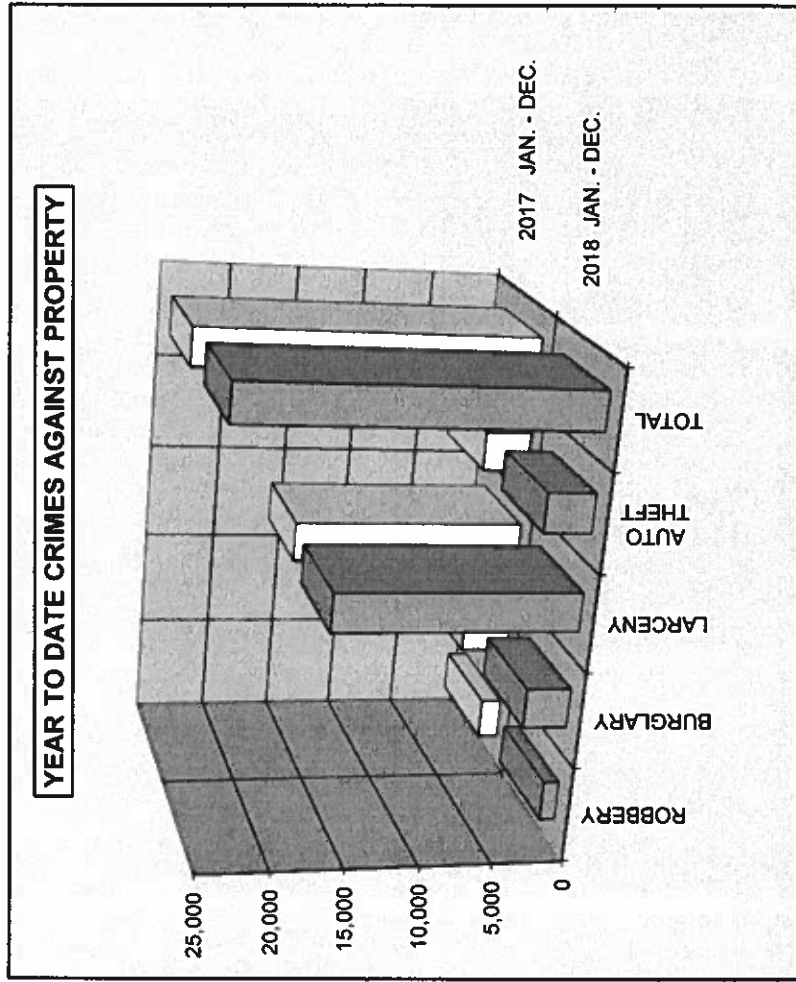


**2018
CRIME COMPARISON
CRIMES AGAINST PROPERTY**

DECEMBER				
CRIME	DEC 2018	DEC 2017	# DIFFERENCE	% DIFFERENCE
ROBBERY	101	114	-13	-11%
BURGLARY	298	298	0	0%
LARCENY	1,605	1,528	77	5%
AUTO THEFT	338	320	18	6%
TOTAL	2,342	2,260	82	4%

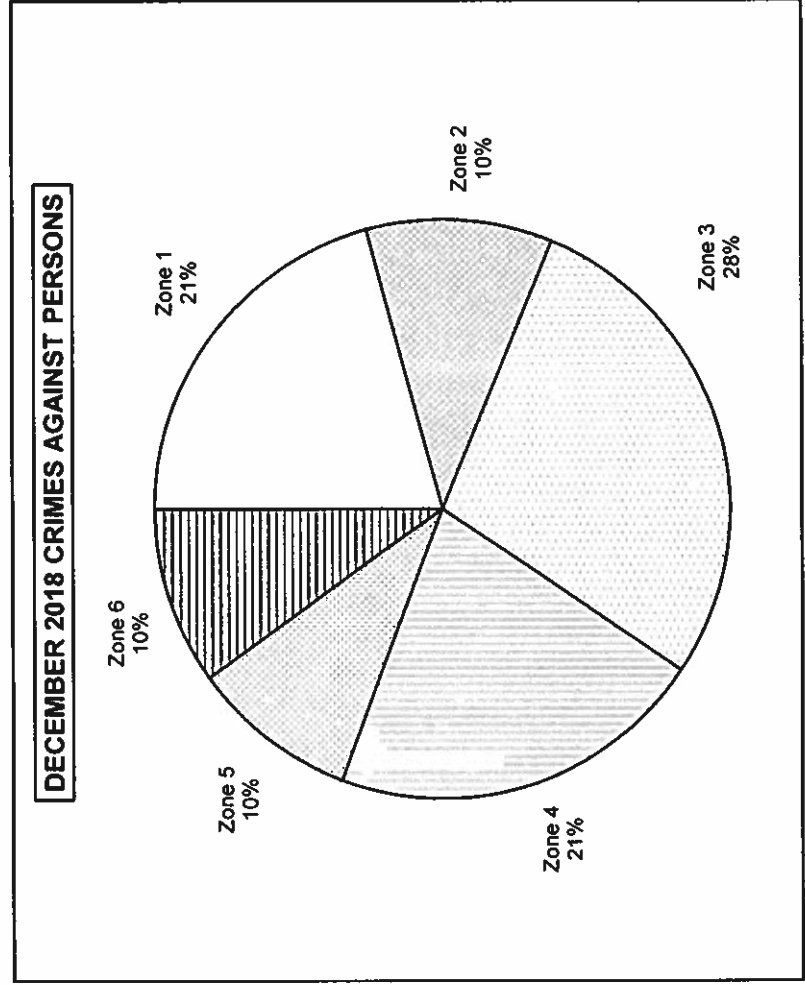


ANNUAL				
CRIME	2018 JAN. - DEC.	2017 JAN. - DEC.	# DIFFERENCE	% DIFFERENCE
ROBBERY	1,099	1,413	-314	-22%
BURGLARY	3,082	3,390	-308	-9%
LARCENY	16,701	16,304	397	2%
AUTO THEFT	3,308	3,297	11	0%
TOTAL	24,190	24,404	-214	-1%

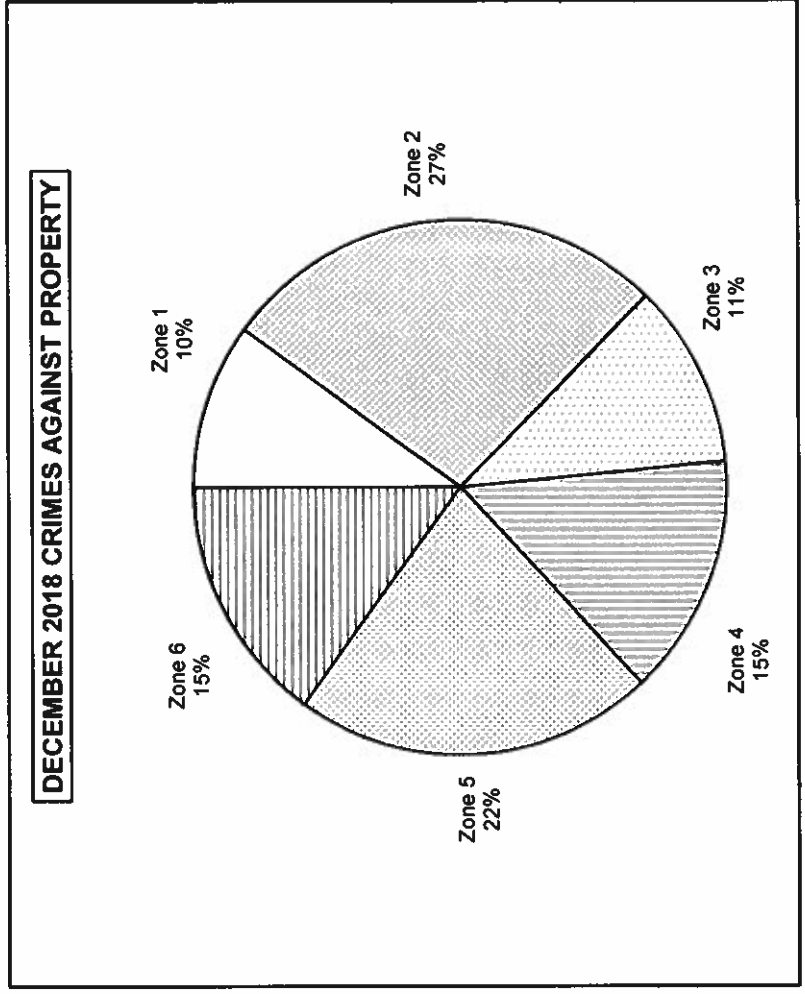


**2018
AREA BREAKDOWN
CRIMES AGAINST PERSONS AND PROPERTY**

DECEMBER 2018 CRIMES AGAINST PERSONS BY ZONE							
CRIME	Zone 1	Zone 2	Zone 3	Zone 4	Zone 5	Zone 6	
CRIMINAL HOMICIDE	3	2	3	2	0	0	
RAPE	6	7	3	3	0	3	
AGG. ASSAULT	33	12	51	38	19	17	
TOTAL CRIMES AGAINST PERSONS	42	21	57	43	19	20	

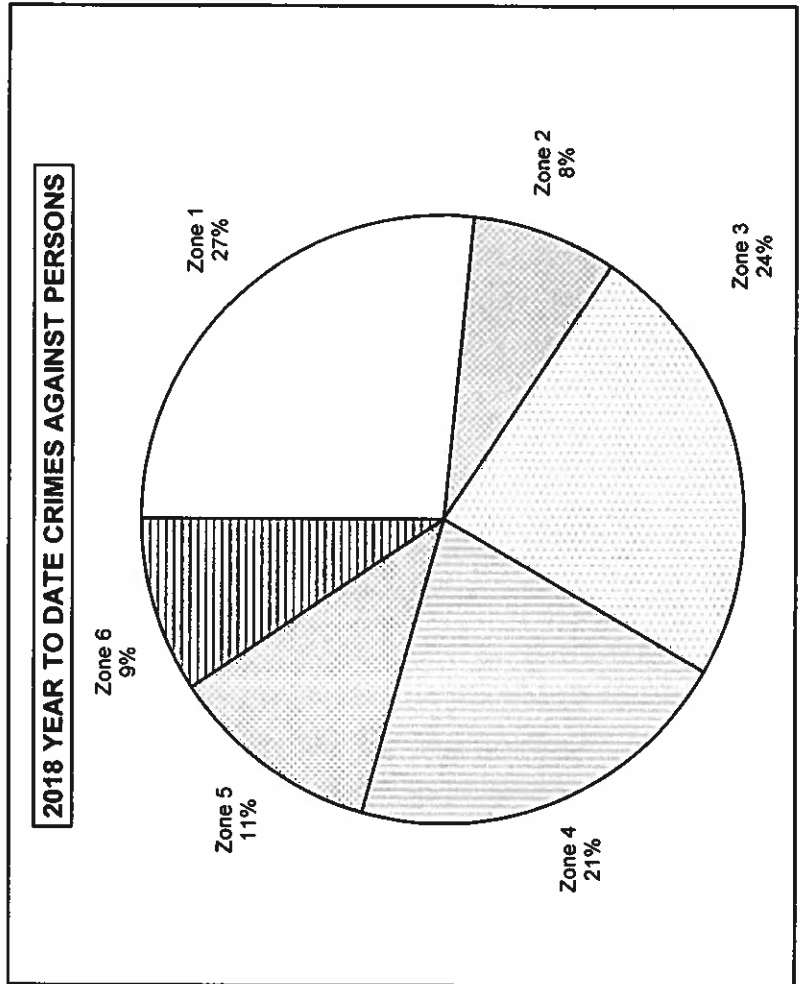


DECEMBER 2018 CRIMES AGAINST PROPERTY BY ZONE							
CRIME	Zone 1	Zone 2	Zone 3	Zone 4	Zone 5	Zone 6	
ROBBERY	14	16	12	28	17	14	
BURGLARY	58	66	63	50	20	41	
LARCENY	118	483	129	180	430	265	
AUTO THEFT	45	75	56	85	45	32	
TOTAL CRIMES AGAINST PROPERTY	235	640	260	343	512	352	

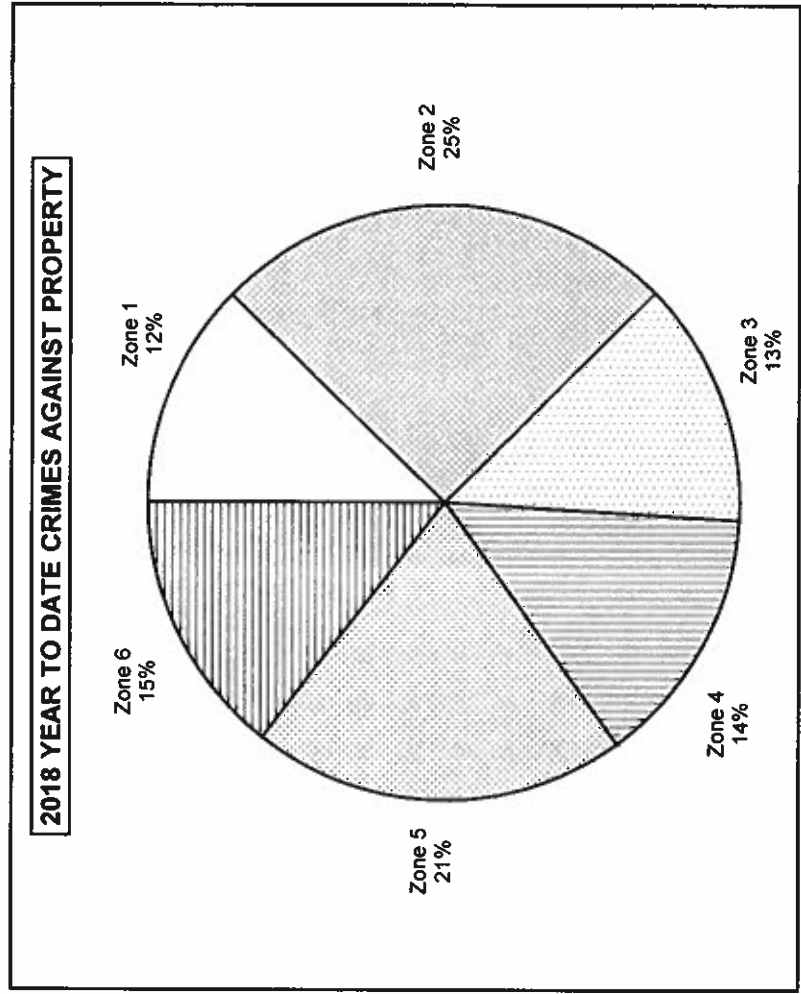


**2018
YEAR TO DATE AREA BREAKDOWN
CRIMES AGAINST PERSONS AND PROPERTY**

ANNUAL CRIMES AGAINST PERSONS BY ZONE						
CRIME	Zone 1	Zone 2	Zone 3	Zone 4	Zone 5	Zone 6
CRIMINAL HOMICIDE	31	13	18	16	7	3
RAPE	56	33	46	41	43	26
AGG. ASSAULT	634	166	585	514	259	224
TOTAL CRIMES AGAINST PERSONS	721	212	649	571	309	253

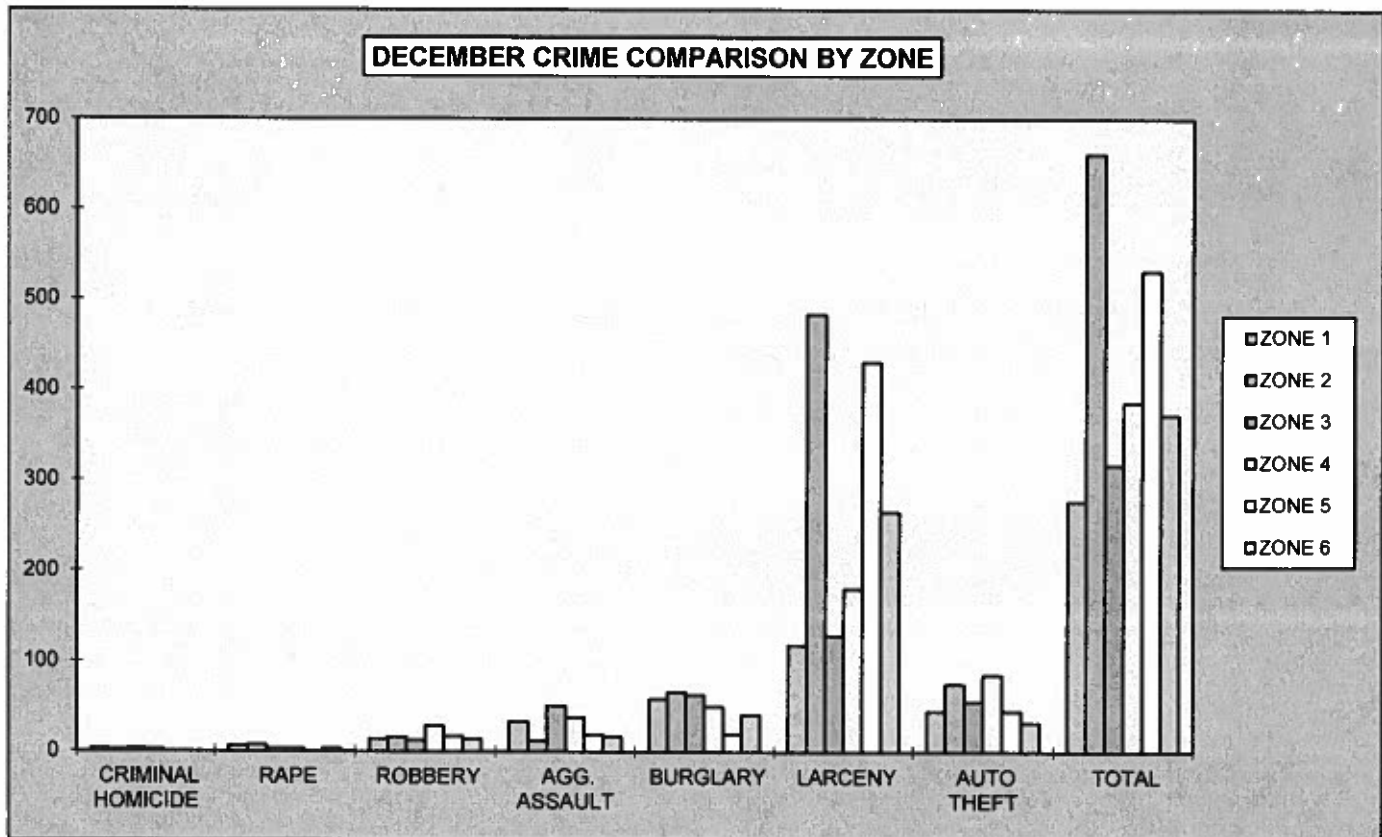


ANNUAL CRIMES AGAINST PROPERTY BY ZONE						
CRIME	Zone 1	Zone 2	Zone 3	Zone 4	Zone 5	Zone 6
ROBBERY	216	146	205	223	163	146
BURGLARY	557	636	618	657	246	368
LARCENY	1,646	4,742	1,800	1,866	4,003	2,644
AUTO THEFT	542	601	613	678	527	347
TOTAL CRIMES AGAINST PROPERTY	2,961	6,125	3,236	3,424	4,939	3,505



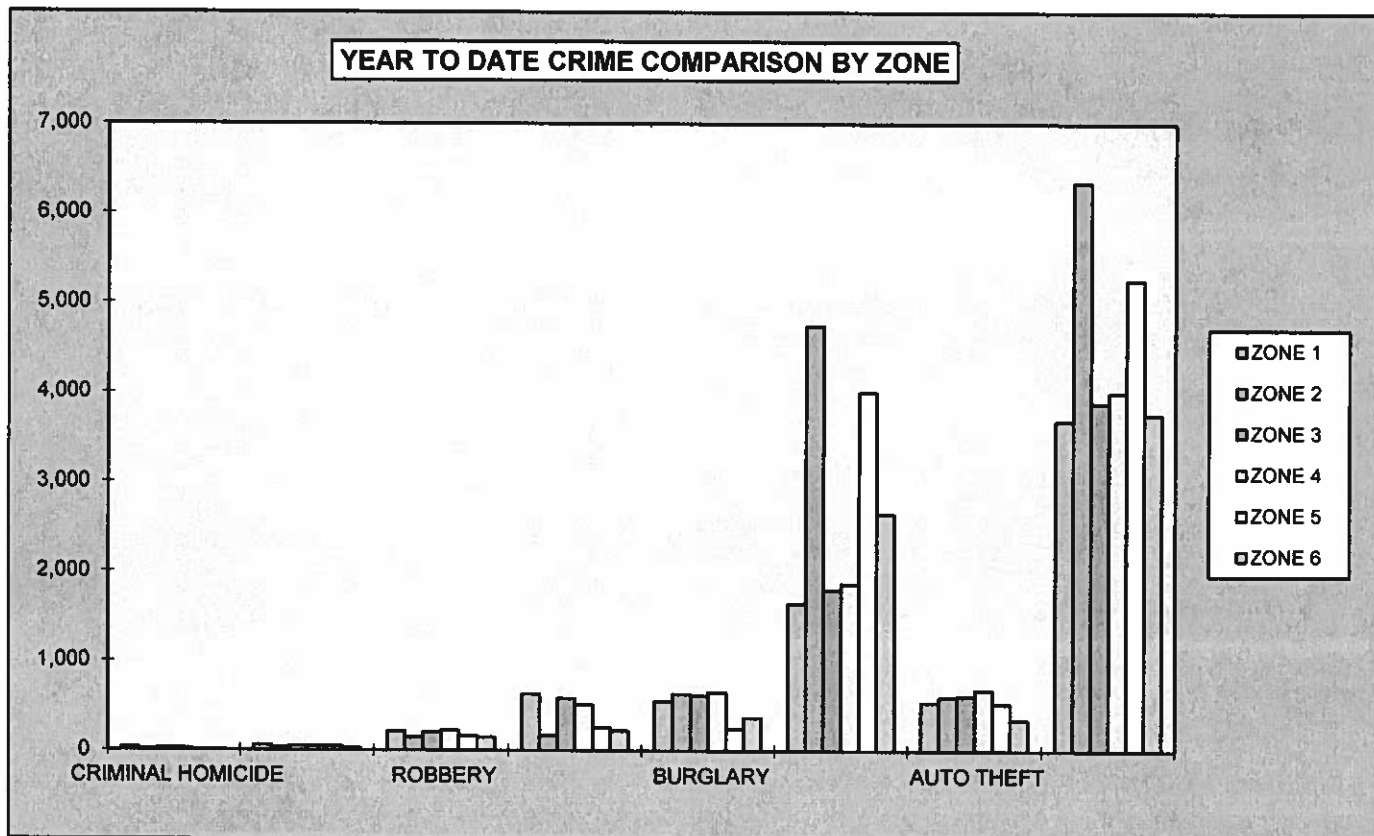
**2018
AREA BREAKDOWN**

DECEMBER CRIME COMPARISON BY ZONE						
CRIME	ZONE 1	ZONE 2	ZONE 3	ZONE 4	ZONE 5	ZONE 6
CRIMINAL HOMICIDE	3	2	3	2	0	0
RAPE	6	7	3	3	0	3
ROBBERY	14	16	12	28	17	14
AGG. ASSAULT	33	12	51	38	19	17
BURGLARY	58	66	63	50	20	41
RESIDENCE	47	41	53	42	12	32
NON-RESIDENCE	11	25	10	8	8	9
LARCENY	118	483	129	180	430	265
POCKETPICKING	0	5	0	0	3	1
PURSE SNATCHING	1	1	2	3	7	2
SHOPLIFTING	40	85	14	25	31	46
FROM MOTOR VEHICLES	33	317	65	97	319	167
MOTOR VEH. PARTS/ACCESSORIES	12	6	11	7	8	10
BICYCLES	1	1	0	1	3	3
FROM BUILDINGS	10	26	10	13	34	11
FROM COIN OPERATED MACHINES	0	0	0	0	0	0
ALL OTHER	21	42	27	34	25	25
AUTO THEFT	45	75	56	85	45	32
TOTAL	277	661	317	386	531	372



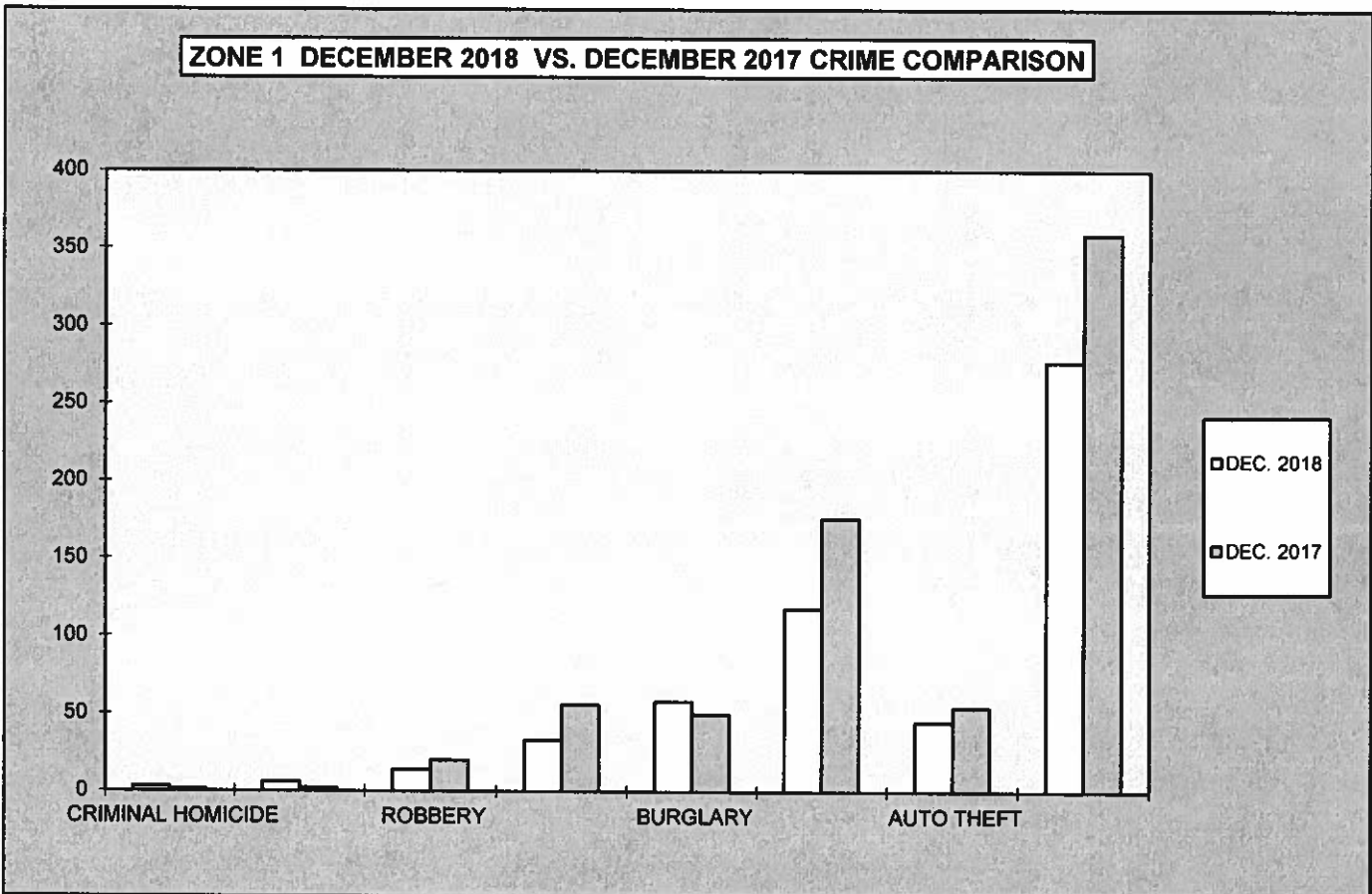
**2018
YEAR TO DATE AREA BREAKDOWN**

ANNUAL CRIME COMPARISON						
CRIME	ZONE 1	ZONE 2	ZONE 3	ZONE 4	ZONE 5	ZONE 6
CRIMINAL HOMICIDE	31	13	18	16	7	3
RAPE	56	33	46	41	43	26
ROBBERY	216	146	205	223	163	146
AGG. ASSAULT	634	166	585	514	259	224
BURGLARY	557	636	618	657	246	368
RESIDENCE	482	368	484	526	147	270
NON-RESIDENCE	75	268	134	131	99	98
LARCENY	1,646	4,742	1,800	1,866	4,003	2,644
POCKETPICKING	1	32	3	4	24	8
PURSE SNATCHING	34	25	30	39	61	21
SHOPLIFTING	420	902	156	256	318	465
FROM MOTOR VEHICLES	658	2,857	891	984	2,625	1,585
MOTOR VEH. PARTS/ACCESSORIES	139	115	202	118	111	80
BICYCLES	12	47	17	12	109	90
FROM BUILDINGS	141	345	151	129	451	129
FROM COIN OPERATED MACHINES	4	0	2	3	3	2
ALL OTHER	237	419	348	321	301	264
AUTO THEFT	542	601	613	678	527	347
TOTAL	3,682	6,337	3,885	3,995	5,248	3,758



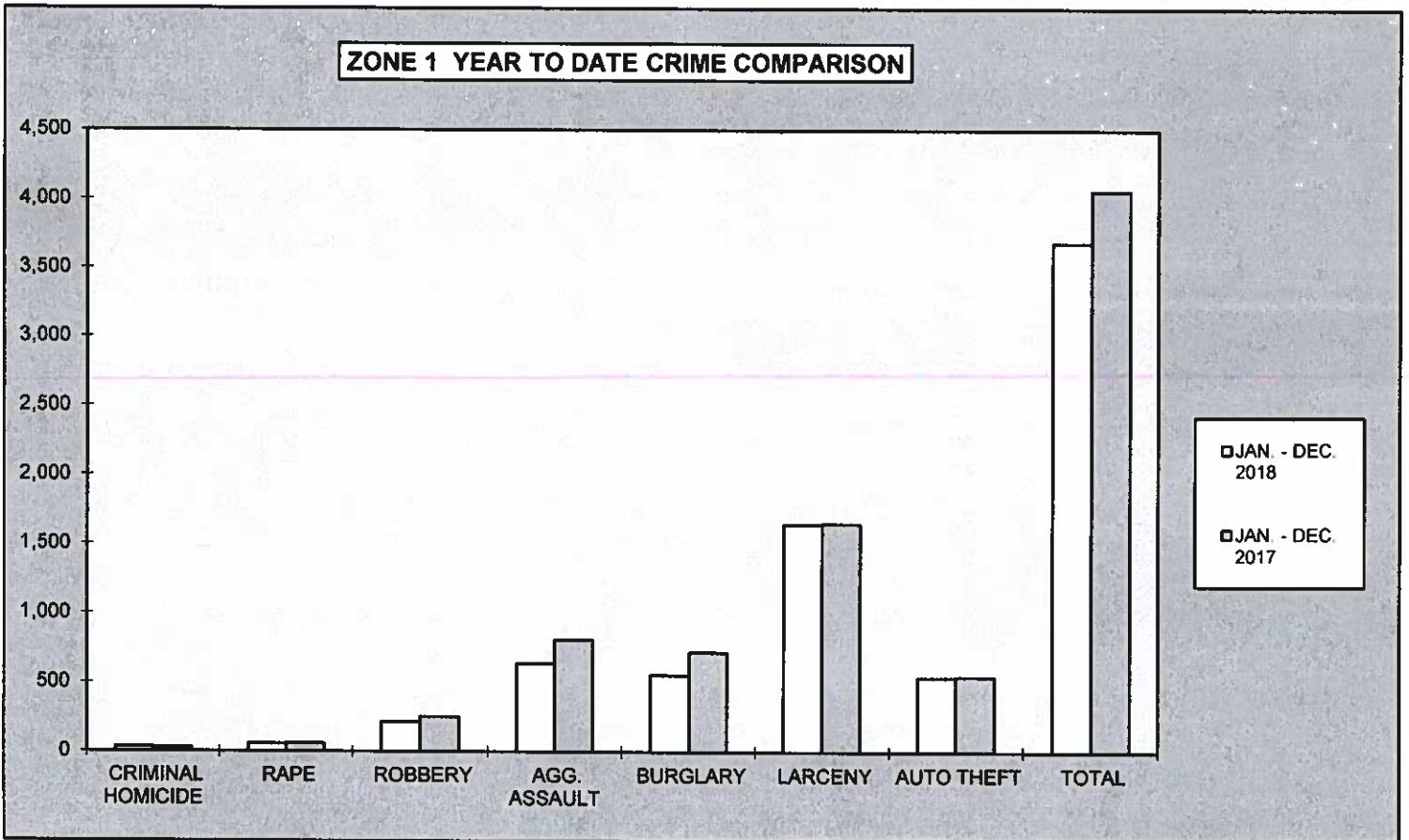
**2018
MONTHLY CRIME COMPARISON**

ZONE 1				
CRIME	DEC. 2018	DEC. 2017	# DIFFERENCE	% DIFFERENCE
CRIMINAL HOMICIDE	3	1	2	200%
RAPE	6	2	4	200%
ROBBERY	14	20	-6	-30%
AGG. ASSAULT	33	56	-23	-41%
BURGLARY	58	50	8	16%
RESIDENCE	47	46	1	2%
NON-RESIDENCE	11	4	7	175%
LARCENY	118	176	-58	-33%
POCKETPICKING	0	0	0	0%
PURSE SNATCHING	1	2	-1	-50%
SHOPLIFTING	40	33	7	21%
FROM MOTOR VEHICLES	33	83	-50	-60%
MOTOR VEH. PARTS/ACCESSORIES	12	18	-6	-33%
BICYCLES	1	0	1	100%
FROM BUILDINGS	10	10	0	0%
FROM COIN OPERATED MACHINES	0	0	0	0%
ALL OTHER	21	30	-9	-30%
AUTO THEFT	45	54	-9	-17%
TOTAL	277	359	-82	-23%



**2018
YEAR TO DATE CRIME COMPARISON**

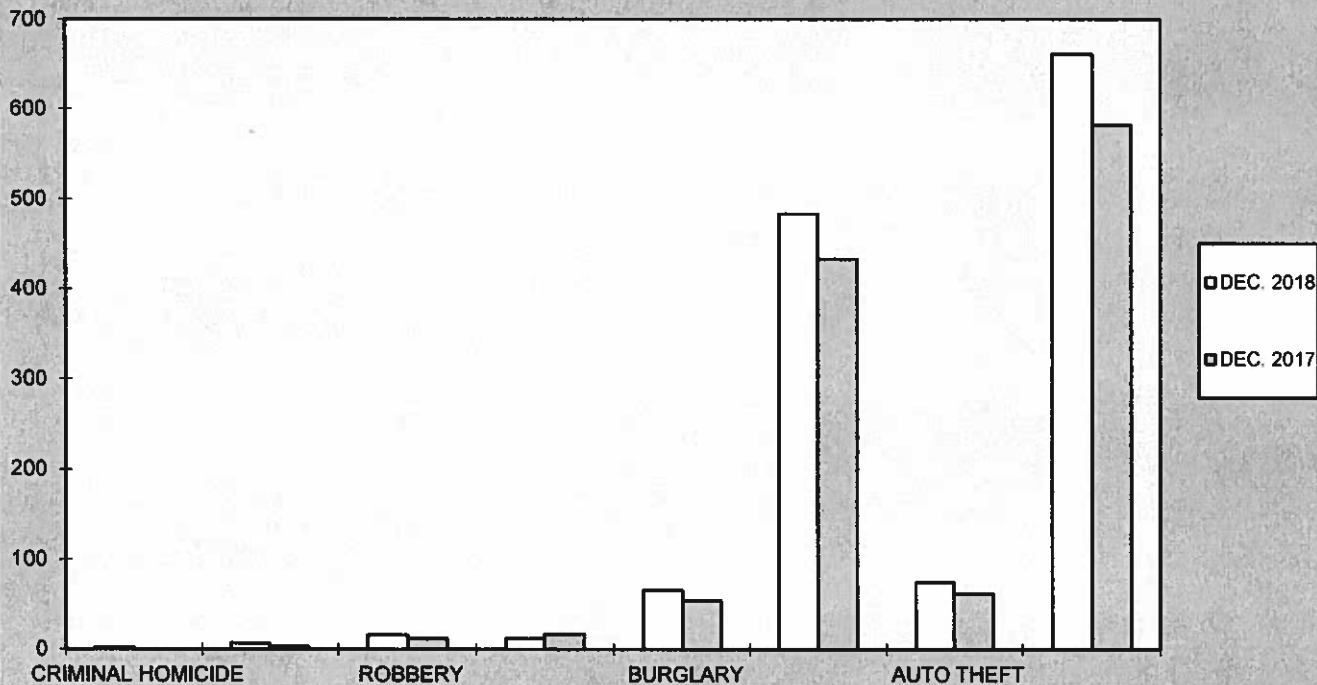
ZONE 1				
CRIME	JAN - DEC 2018	JAN - DEC 2017	# DIFFERENCE	% DIFFERENCE
CRIMINAL HOMICIDE	31	26	5	19%
RAPE	56	58	-2	-3%
ROBBERY	216	252	-36	-14%
AGG. ASSAULT	634	810	-176	-22%
BURGLARY	557	720	-163	-23%
RESIDENCE	482	623	-141	-23%
NON-RESIDENCE	75	97	-22	-23%
LARCENY	1,646	1,649	-3	0%
POCKETPICKING	1	2	-1	-50%
PURSE SNATCHING	34	50	-16	-32%
SHOPLIFTING	420	242	178	74%
FROM MOTOR VEHICLES	658	708	-50	-7%
MOTOR VEH. PARTS/ACCESSORIES	139	184	-45	-24%
BICYCLES	12	6	6	100%
FROM BUILDINGS	141	153	-12	-8%
FROM COIN OPERATED MACHINES	4	7	-3	-43%
ALL OTHER	237	297	-60	-20%
AUTO THEFT	542	547	-5	-1%
TOTAL	3,682	4,062	-380	-9%



**2018
MONTHLY CRIME COMPARISON**

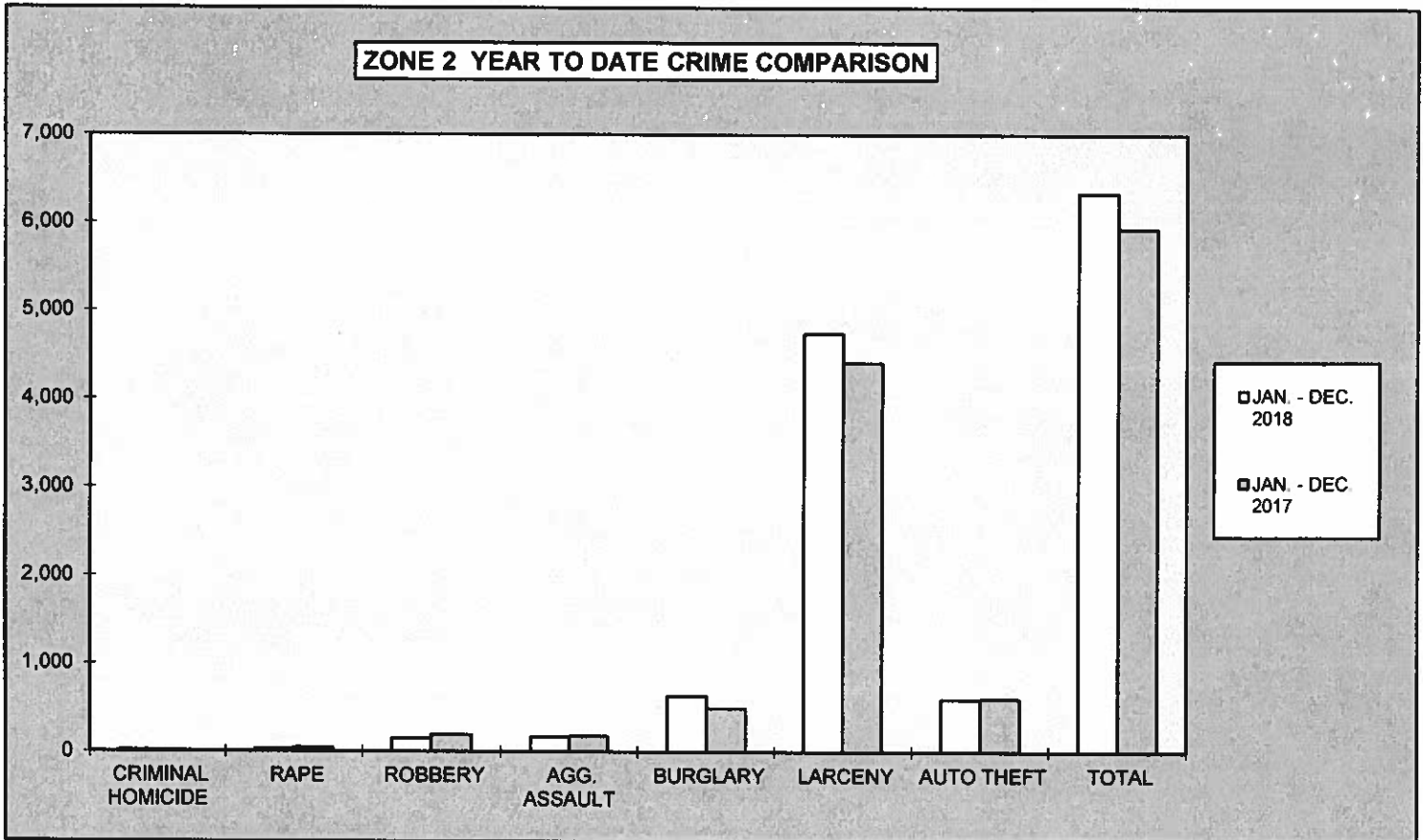
ZONE 2				
CRIME	DEC. 2018	DEC. 2017	# DIFFERENCE	% DIFFERENCE
CRIMINAL HOMICIDE	2	0	2	100%
RAPE	7	3	4	133%
ROBBERY	16	12	4	33%
AGG. ASSAULT	12	17	-5	-29%
BURGLARY	66	55	11	20%
RESIDENCE	41	33	8	24%
NON-RESIDENCE	25	22	3	14%
LARCENY	483	433	50	12%
POCKETPICKING	5	3	2	67%
PURSE SNATCHING	1	3	-2	-67%
SHOPLIFTING	85	110	-25	-23%
FROM MOTOR VEHICLES	317	253	64	25%
MOTOR VEH. PARTS/ACCESSORIES	6	4	2	50%
BICYCLES	1	2	-1	-50%
FROM BUILDINGS	26	22	4	18%
FROM COIN OPERATED MACHINES	0	0	0	0%
ALL OTHER	42	36	6	17%
AUTO THEFT	75	62	13	21%
TOTAL	661	582	79	14%

ZONE 2 DECEMBER 2018 VS. DECEMBER 2017 CRIME COMPARISON



**2018
YEAR TO DATE CRIME COMPARISON**

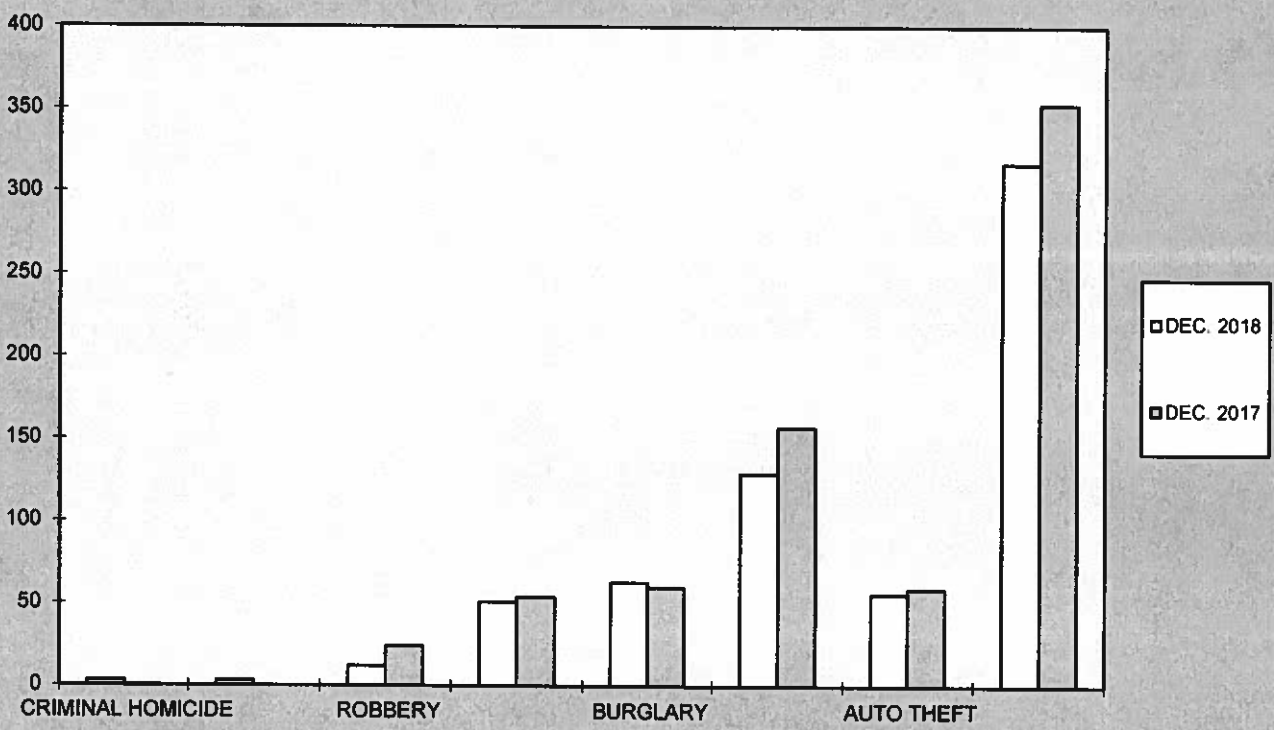
ZONE 2				
CRIME	JAN - DEC. 2018	JAN - DEC 2017	# DIFFERENCE	% DIFFERENCE
CRIMINAL HOMICIDE	13	7	6	86%
RAPE	33	44	-11	-25%
ROBBERY	146	190	-44	-23%
AGG. ASSAULT	166	178	-12	-7%
BURGLARY	636	499	137	27%
RESIDENCE	368	325	43	13%
NON-RESIDENCE	268	174	94	54%
LARCENY	4,742	4,410	332	8%
POCKETPICKING	32	32	0	0%
PURSE SNATCHING	25	33	-8	-24%
SHOPLIFTING	902	971	-69	-7%
FROM MOTOR VEHICLES	2,857	2,458	399	16%
MOTOR VEH. PARTS/ACCESSORIES	115	116	-1	-1%
BICYCLES	47	40	7	18%
FROM BUILDINGS	345	314	31	10%
FROM COIN OPERATED MACHINES	0	0	0	0%
ALL OTHER	419	446	-27	-6%
AUTO THEFT	601	606	-5	-1%
TOTAL	6,337	5,934	403	7%



**2018
MONTHLY CRIME COMPARISON**

ZONE 3				
CRIME	DEC. 2018	DEC. 2017	# DIFFERENCE	% DIFFERENCE
CRIMINAL HOMICIDE	3	-1	4	-400%
RAPE	3	0	3	100%
ROBBERY	12	24	-12	-50%
AGG. ASSAULT	51	54	-3	-6%
BURGLARY	63	60	3	5%
RESIDENCE	53	52	1	2%
NON-RESIDENCE	10	8	2	25%
LARCENY	129	157	-28	-18%
POCKETPICKING	0	1	-1	-100%
PURSE SNATCHING	2	4	-2	-50%
SHOPLIFTING	14	14	0	0%
FROM MOTOR VEHICLES	65	94	-29	-31%
MOTOR VEH. PARTS/ACCESSORIES	11	11	0	0%
BICYCLES	0	0	0	0%
FROM BUILDINGS	10	7	3	43%
FROM COIN OPERATED MACHINES	0	2	-2	-100%
ALL OTHER	27	24	3	13%
AUTO THEFT	56	59	-3	-5%
TOTAL	317	353	-36	-10%

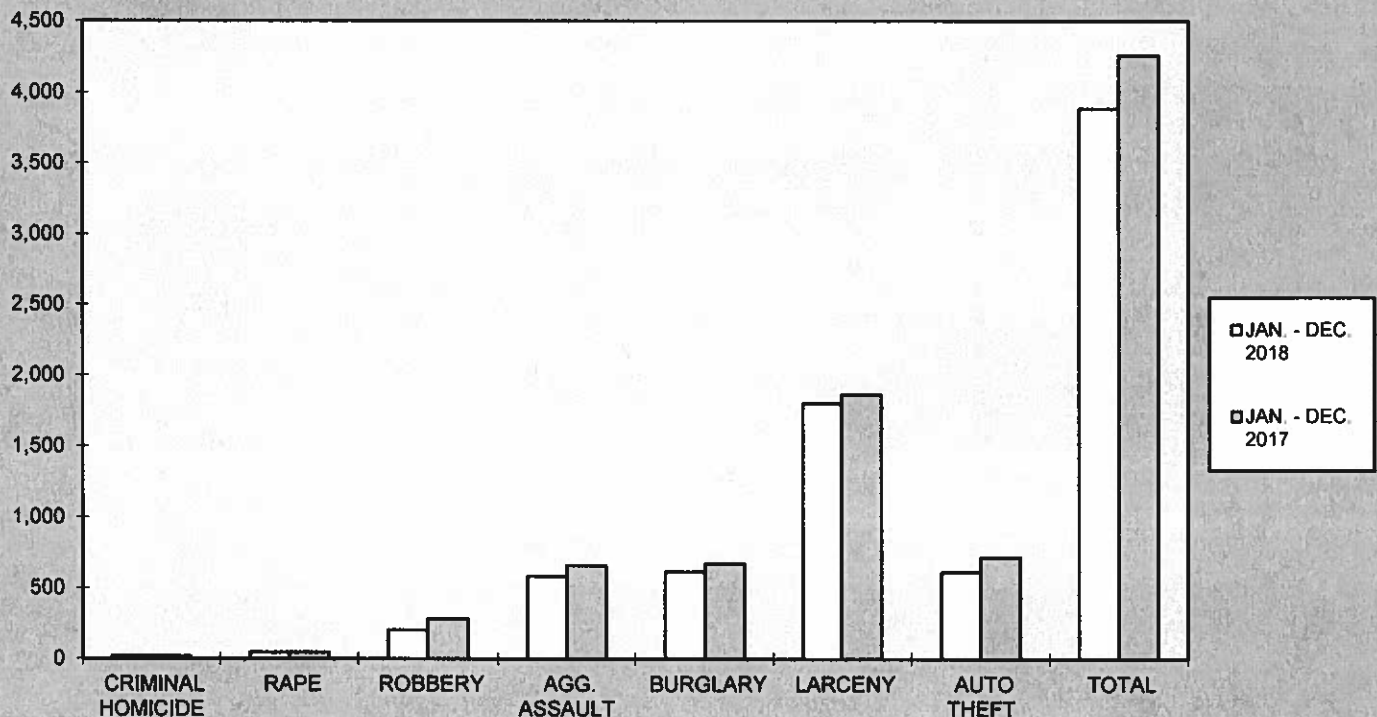
ZONE 3 DECEMBER 2018 VS. DECEMBER 2017 CRIME COMPARISON



**2018
YEAR TO DATE CRIME COMPARISON**

ZONE 3				
CRIME	JAN - DEC 2018	JAN - DEC 2017	# DIFFERENCE	% DIFFERENCE
CRIMINAL HOMICIDE	18	18	0	0%
RAPE	46	45	1	2%
ROBBERY	205	284	-79	-28%
AGG. ASSAULT	585	660	-75	-11%
BURGLARY	618	673	-55	-8%
RESIDENCE	484	537	-53	-10%
NON-RESIDENCE	134	136	-2	-1%
LARCENY	1,800	1,863	-63	-3%
POCKETPICKING	3	4	-1	-25%
PURSE SNATCHING	30	34	-4	-12%
SHOPLIFTING	156	158	-2	-1%
FROM MOTOR VEHICLES	891	961	-70	-7%
MOTOR VEH. PARTS/ACCESSORIES	202	188	14	7%
BICYCLES	17	15	2	13%
FROM BUILDINGS	151	131	20	15%
FROM COIN OPERATED MACHINES	2	3	-1	-33%
ALL OTHER	348	369	-21	-6%
AUTO THEFT	613	718	-105	-15%
TOTAL	3,885	4,261	-376	-9%

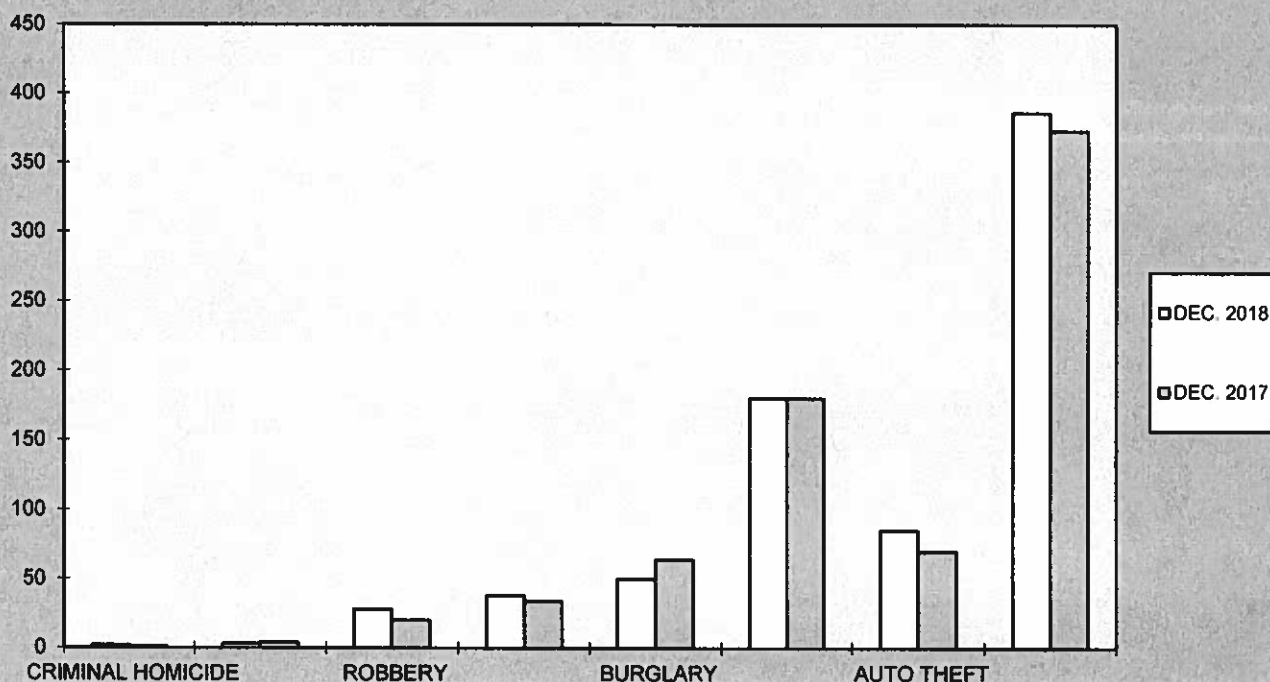
ZONE 3 YEAR TO DATE CRIME COMPARISON



**2018
MONTHLY CRIME COMPARISON**

ZONE 4				
CRIME	DEC. 2018	DEC. 2017	# DIFFERENCE	% DIFFERENCE
CRIMINAL HOMICIDE	2	1	1	100%
RAPE	3	4	-1	-25%
ROBBERY	28	20	8	40%
AGG. ASSAULT	38	34	4	12%
BURGLARY	50	64	-14	-22%
RESIDENCE	42	49	-7	-14%
NON-RESIDENCE	8	15	-7	-47%
LARCENY	180	180	0	0%
POCKETPICKING	0	0	0	0%
PURSE SNATCHING	3	1	2	200%
SHOPLIFTING	25	22	3	14%
FROM MOTOR VEHICLES	97	105	-8	-8%
MOTOR VEH. PARTS/ACCESSORIES	7	14	-7	-50%
BICYCLES	1	0	1	100%
FROM BUILDINGS	13	12	1	8%
FROM COIN OPERATED MACHINES	0	0	0	0%
ALL OTHER	34	26	8	31%
AUTO THEFT	85	70	15	21%
TOTAL	386	373	13	3%

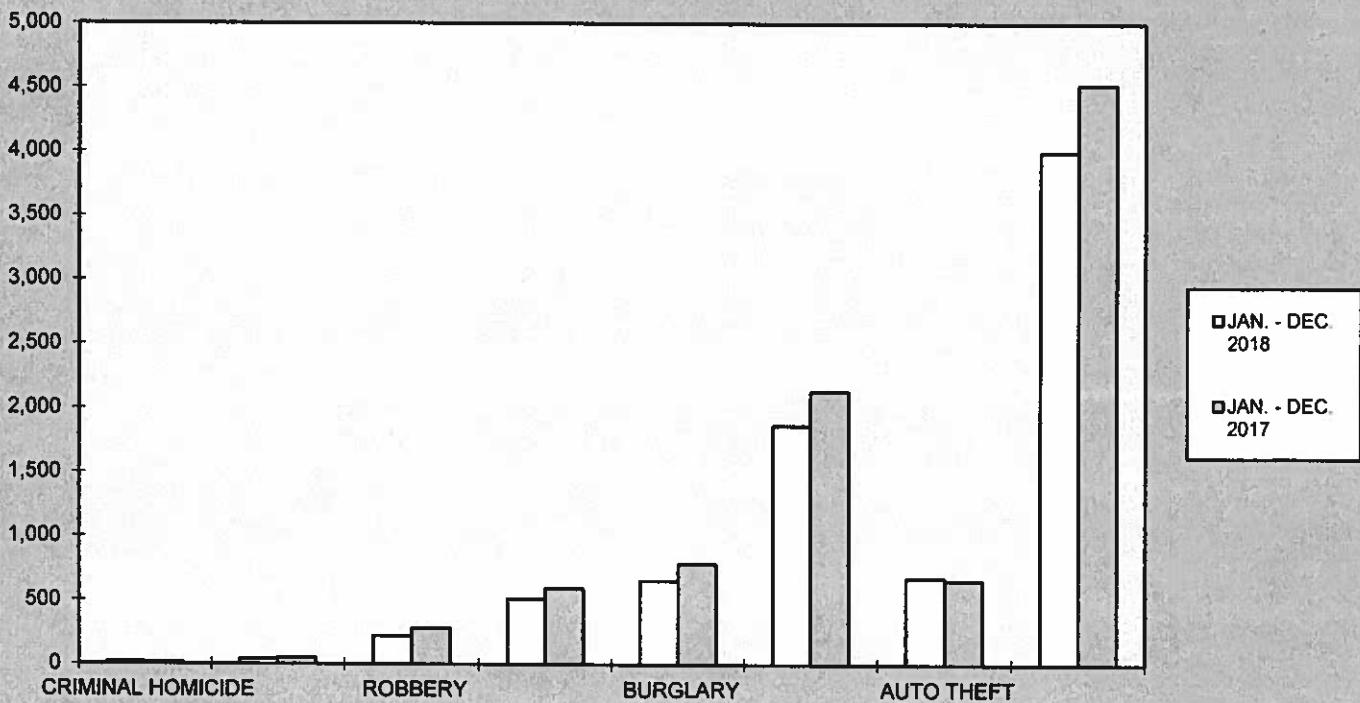
ZONE 4 DECEMBER 2018 VS. DECEMBER 2017 CRIME COMPARISON



**2018
YEAR TO DATE CRIME COMPARISON**

ZONE 4				
CRIME	JAN. - DEC. 2018	JAN. - DEC. 2017	# DIFFERENCE	% DIFFERENCE
CRIMINAL HOMICIDE	16	15	1	7%
RAPE	41	49	-8	-16%
ROBBERY	223	282	-59	-21%
AGG. ASSAULT	514	595	-81	-14%
BURGLARY	657	788	-131	-17%
RESIDENCE	526	636	-110	-17%
NON-RESIDENCE	131	152	-21	-14%
LARCENY	1,866	2,134	-268	-13%
POCKETPICKING	4	7	-3	-43%
PURSE SNATCHING	39	51	-12	-24%
SHOPLIFTING	256	285	-29	-10%
FROM MOTOR VEHICLES	984	1,128	-144	-13%
MOTOR VEH. PARTS/ACCESSORIES	118	145	-27	-19%
BICYCLES	12	14	-2	-14%
FROM BUILDINGS	129	145	-16	-11%
FROM COIN OPERATED MACHINES	3	3	0	0%
ALL OTHER	321	356	-35	-10%
AUTO THEFT	678	659	19	3%
TOTAL	3,995	4,522	-527	-12%

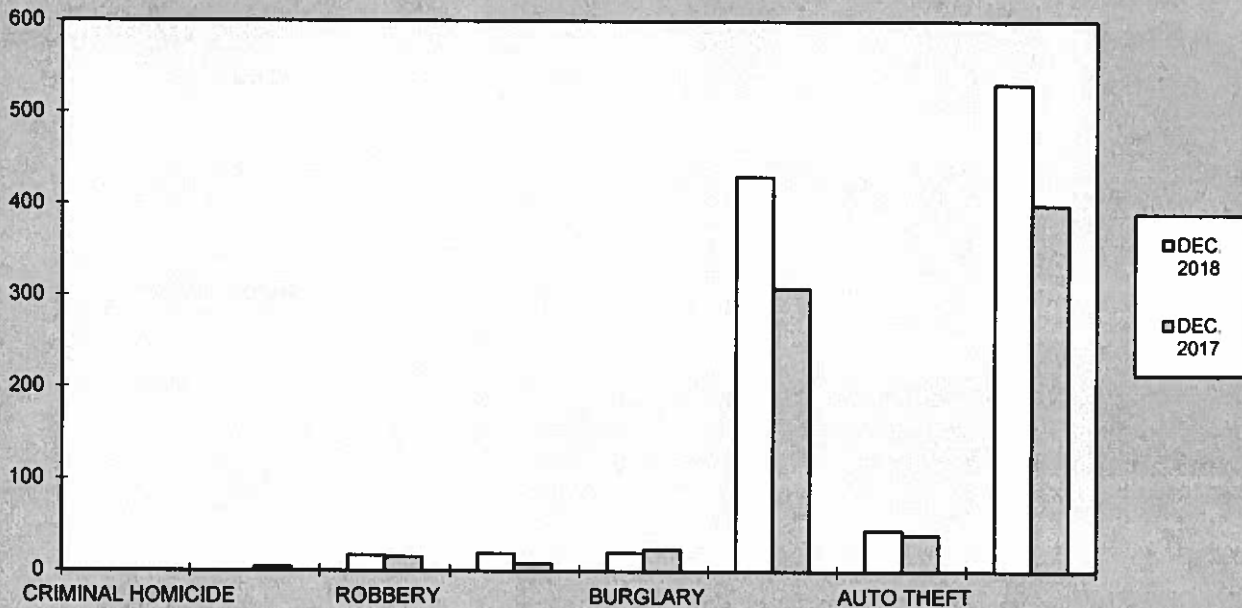
ZONE 4 YEAR TO DATE CRIME COMPARISON



**2018
MONTHLY CRIME COMPARISON**

ZONE 5				
CRIME	DEC. 2018	DEC. 2017	# DIFFERENCE	% DIFFERENCE
CRIMINAL HOMICIDE	0	0	0	0%
RAPE	0	4	-4	-100%
ROBBERY	17	15	2	13%
AGG. ASSAULT	19	8	11	138%
BURGLARY	20	24	-4	-17%
RESIDENCE	12	11	1	9%
NON-RESIDENCE	8	13	-5	-38%
LARCENY	430	308	122	40%
POCKETPICKING	3	0	3	100%
PURSE SNATCHING	7	3	4	133%
SHOPLIFTING	31	31	0	0%
FROM MOTOR VEHICLES	319	202	117	58%
MOTOR VEH. PARTS/ACCESSORIES	8	10	-2	-20%
BICYCLES	3	8	-5	-63%
FROM BUILDINGS	34	34	0	0%
FROM COIN OPERATED MACHINES	0	0	0	0%
ALL OTHER	25	20	5	25%
AUTO THEFT	45	40	5	13%
TOTAL	531	399	132	33%

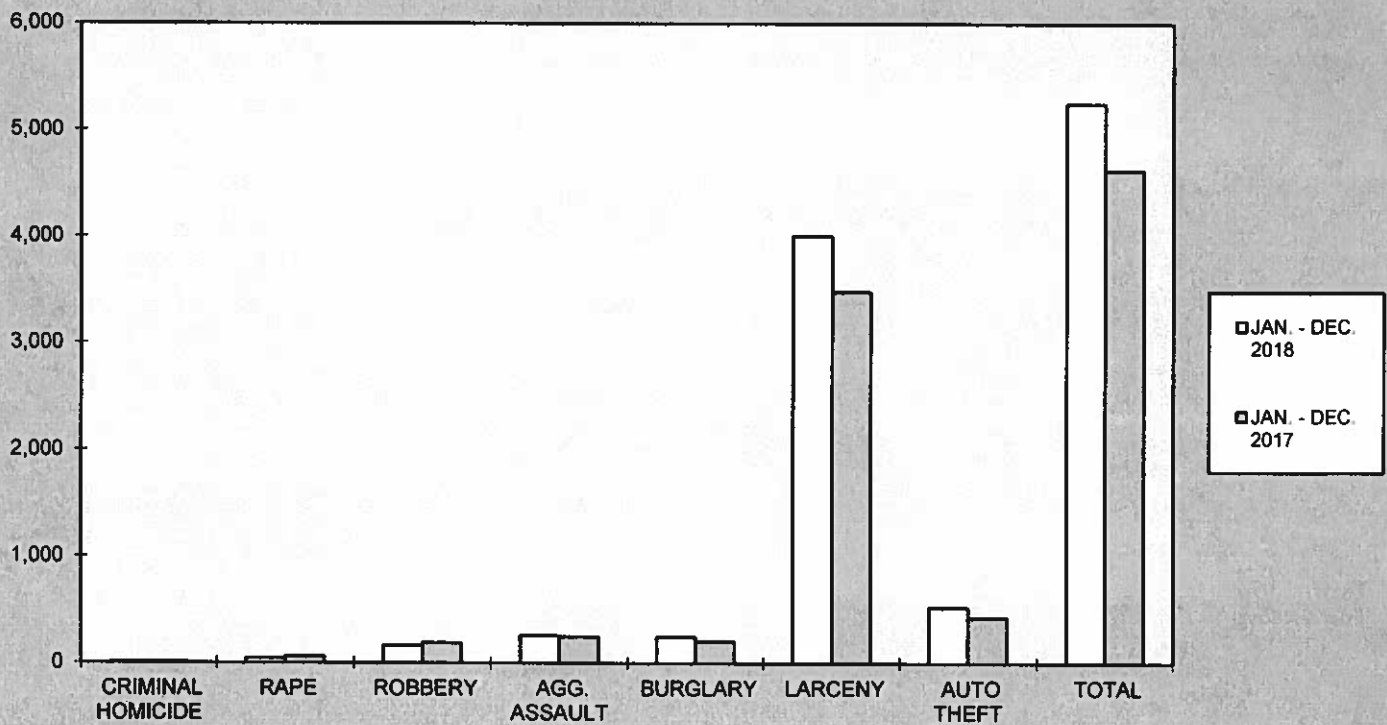
ZONE 5 DECEMBER 2018 VS. DECEMBER 2017 CRIME COMPARISON



**2018
YEAR TO DATE CRIME COMPARISON**

ZONE 5				
CRIME	JAN. - DEC. 2018	JAN. - DEC. 2017	# DIFFERENCE	% DIFFERENCE
CRIMINAL HOMICIDE	7	8	-1	-13%
RAPE	43	58	-15	-26%
ROBBERY	163	189	-26	-14%
AGG. ASSAULT	259	249	10	4%
BURGLARY	246	206	40	19%
RESIDENCE	147	108	39	36%
NON-RESIDENCE	99	98	1	1%
LARCENY	4,003	3,480	523	15%
POCKETPICKING	24	20	4	20%
PURSE SNATCHING	61	58	3	5%
SHOPLIFTING	318	319	-1	0%
FROM MOTOR VEHICLES	2,625	2,109	516	24%
MOTOR VEH. PARTS/ACCESSORIES	111	125	-14	-11%
BICYCLES	109	92	17	18%
FROM BUILDINGS	451	443	8	2%
FROM COIN OPERATED MACHINES	3	3	0	0%
ALL OTHER	301	311	-10	-3%
AUTO THEFT	527	431	96	22%
TOTAL	5,248	4,621	627	14%

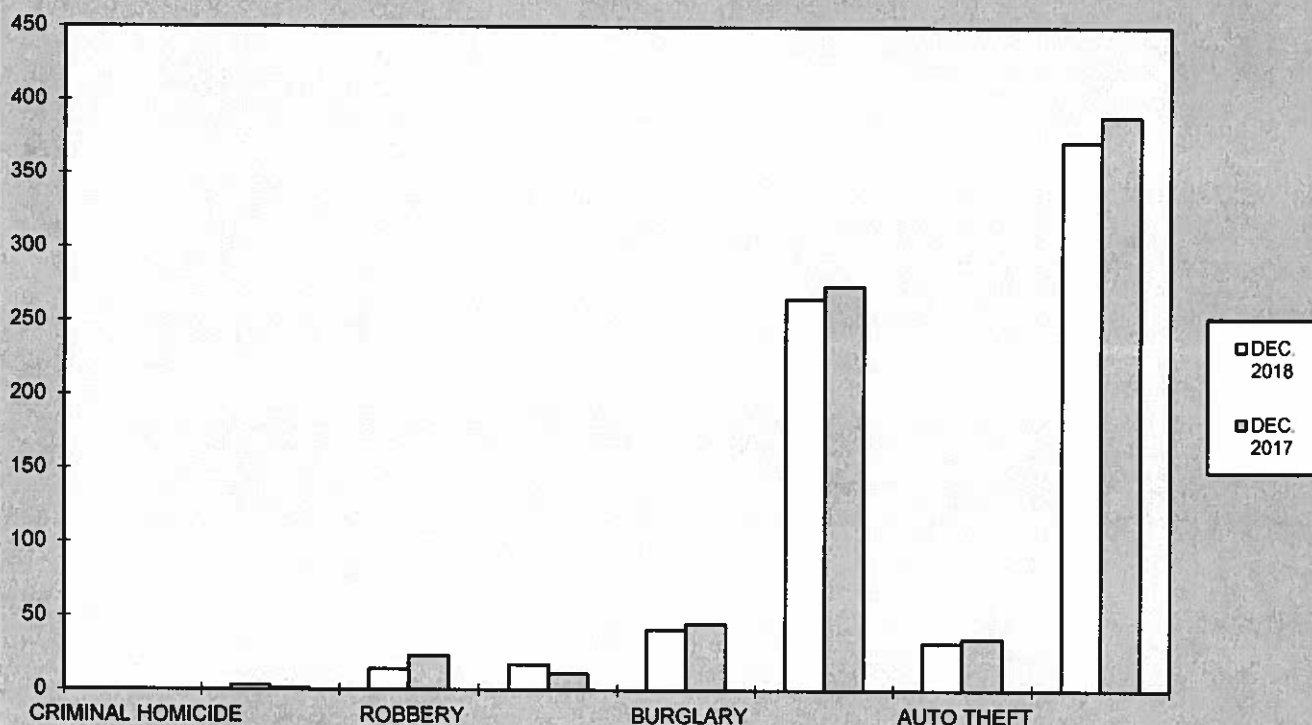
ZONE 5 YEAR TO DATE CRIME COMPARISON



**2018
MONTHLY CRIME COMPARISON**

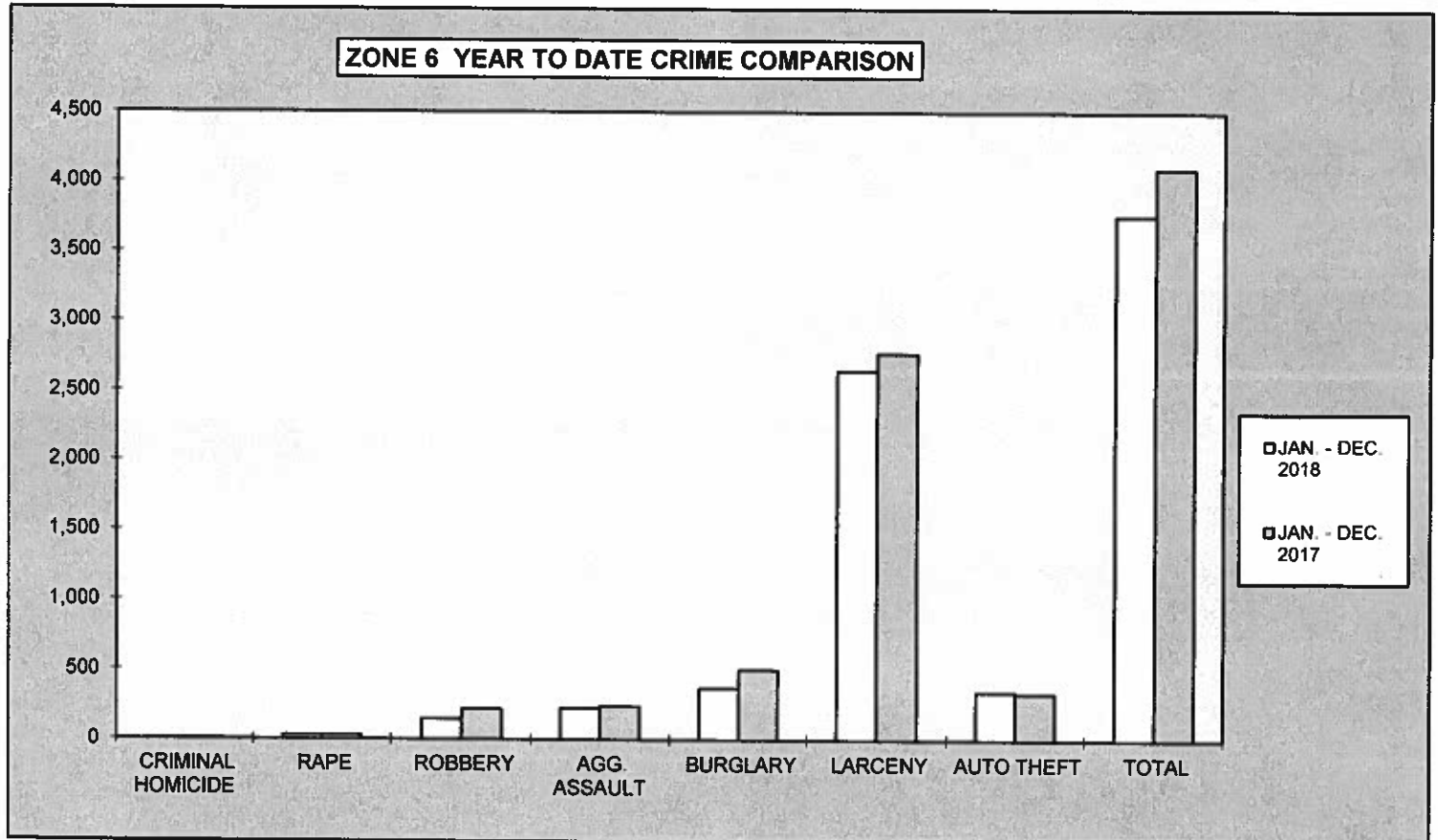
ZONE 6				
CRIME	DEC. 2018	DEC. 2017	# DIFFERENCE	% DIFFERENCE
CRIMINAL HOMICIDE	0	0	0	0%
RAPE	3	1	2	200%
ROBBERY	14	23	-9	-39%
AGG. ASSAULT	17	11	6	55%
BURGLARY	41	45	-4	-9%
RESIDENCE	32	35	-3	-9%
NON-RESIDENCE	9	10	-1	-10%
LARCENY	265	274	-9	-3%
POCKETPICKING	1	2	-1	-50%
PURSE SNATCHING	2	1	1	100%
SHOPLIFTING	46	57	-11	-19%
FROM MOTOR VEHICLES	167	158	9	6%
MOTOR VEH. PARTS/ACCESSORIES	10	11	-1	-9%
BICYCLES	3	8	-5	-63%
FROM BUILDINGS	11	14	-3	-21%
FROM COIN OPERATED MACHINES	0	0	0	0%
ALL OTHER	25	23	2	9%
AUTO THEFT	32	35	-3	-9%
TOTAL	372	389	-17	-4%

ZONE 6 DECEMBER 2018 VS. DECEMBER 2017 CRIME COMPARISON



**2018
YEAR TO DATE CRIME COMPARISON**

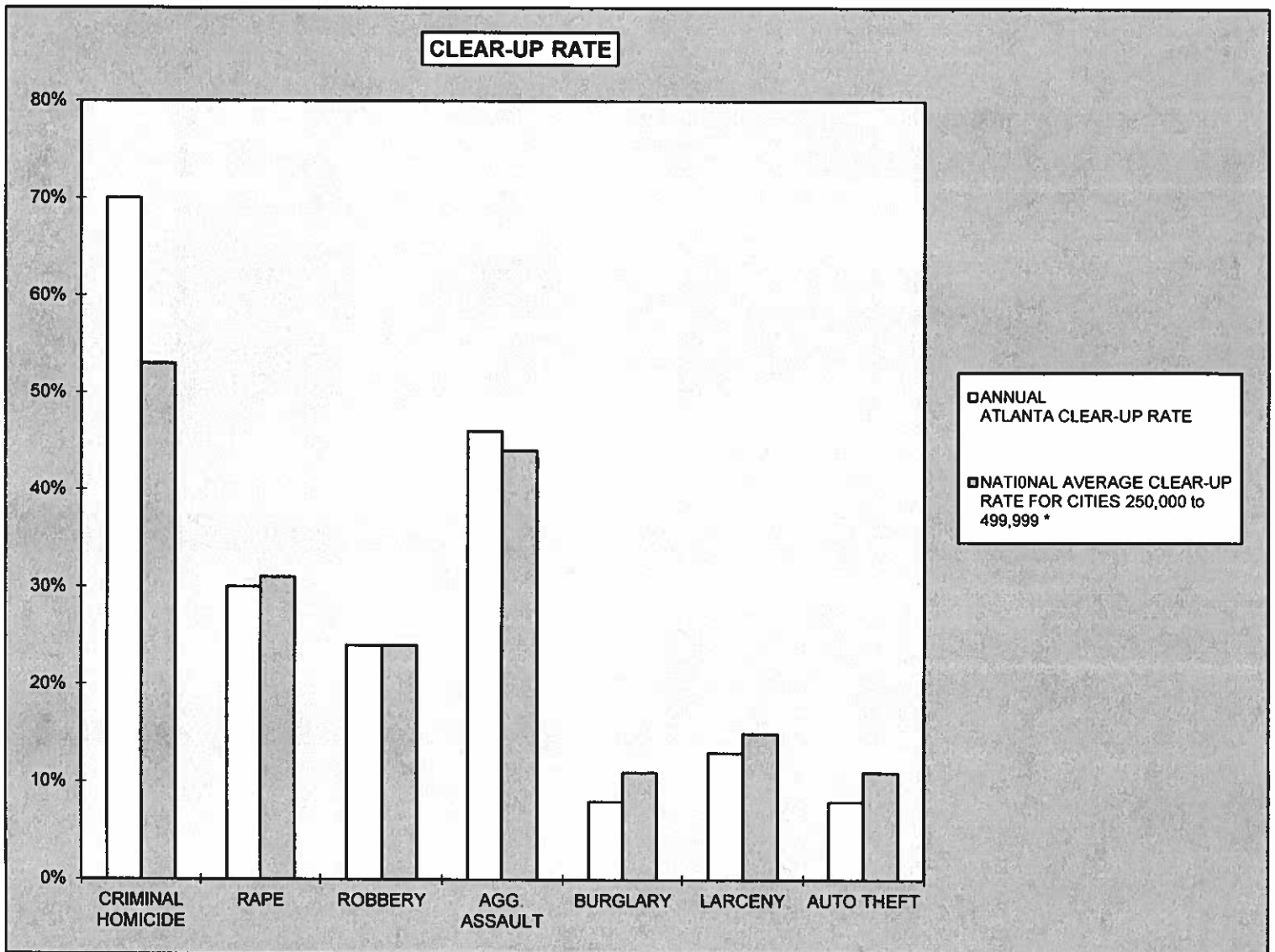
ZONE 6				
CRIME	JAN. - DEC. 2018	JAN. - DEC. 2017	# DIFFERENCE	% DIFFERENCE
CRIMINAL HOMICIDE	3	5	-2	-40%
RAPE	26	28	-2	-7%
ROBBERY	146	216	-70	-32%
AGG. ASSAULT	224	238	-14	-6%
BURGLARY	368	504	-136	-27%
RESIDENCE	270	395	-125	-32%
NON-RESIDENCE	98	109	-11	-10%
LARCENY	2,644	2,768	-124	-4%
POCKETPICKING	8	10	-2	-20%
PURSE SNATCHING	21	29	-8	-28%
SHOPLIFTING	465	484	-19	-4%
FROM MOTOR VEHICLES	1,585	1,564	21	1%
MOTOR VEH. PARTS/ACCESSORIES	80	83	-3	-4%
BICYCLES	90	108	-18	-17%
FROM BUILDINGS	129	141	-12	-9%
FROM COIN OPERATED MACHINES	2	3	-1	-33%
ALL OTHER	264	346	-82	-24%
AUTO THEFT	347	336	11	3%
TOTAL	3,758	4,095	-337	-8%



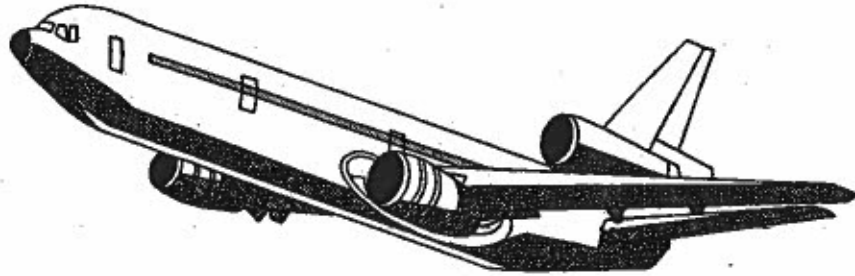
**2018
CRIME COMPARISON
CLEAR-UP RATE**

CRIME	ANNUAL ATLANTA CLEAR-UP RATE	NATIONAL AVERAGE CLEAR-UP RATE FOR CITIES 250,000 to 499,999 *
CRIMINAL HOMICIDE	70%	53%
RAPE	30%	31%
ROBBERY	24%	24%
AGG. ASSAULT	46%	44%
BURGLARY	8%	11%
LARCENY	13%	15%
AUTO THEFT	8%	11%

* National Average for Cities 250,000 to 499,999 Based on Latest Annual (2017) FBI Uniform Crime Report



APD



The Atlanta Airport
UNIFORM CRIME REPORTING



DECEMBER 2018

SUPPORT SERVICES DIVISION
INFORMATION SERVICES SECTION

RETURN A - MONTHLY RETURN OF OFFENSES KNOWN TO THE POLICE

1-720b (Rev. 8-30-94)
OMB No. 1110-0001

This report is authorized by law Title 28, Section 534, U. S. Code. While you are not required to respond, your cooperation in forwarding this report by the 7th day after the close of the month to Uniform Crime Reports, Federal Bureau of Investigation, Washington, D.C. 20535, will assist in compiling comprehensive, accurate national crime figures on a timely basis.

1	2	3	4	5	6
CLASSIFICATION OF OFFENSES	OFFENSES REPORTED OR KNOWN TO POLICE (INCLUDE "UNFOUNDED" AND ATTEMPTS)	UNFOUNDED, I.E. FALSE OR BASELESS COMPLAINTS	NUMBER OF ACTUAL OFFENSES (COLUMN 2 MINUS COLUMN 3) INCLUDE ATTEMPTS	TOTAL OFFENSES CLEARED BY ARREST OR EXCEPTIONAL MEANS (INCLUDES COL. 6)	NUMBER OF CLEARANCES INVOLVING ONLY PERSONS UNDER 18 YEARS OF AGE
1. CRIMINAL HOMICIDE					
a. MURDER AND NONNEGLIGENT HOMICIDE	11	0	0	0	0
b. MANSLAUGHTER BY NEGLIGENCE	12				
2. FORCIBLE RAPE TOTAL	20	0	0	0	0
a. Rape by Force	21	0	0	0	0
b. Attempts to commit Forcible Rape	22	0	0	0	0
3. ROBBERY TOTAL	30	0	0	0	0
a. Firearm	31	0	0	0	0
b. Knife or Cutting Instrument	32	0	0	0	0
c. Other Dangerous Weapon	33	0	0	0	0
d. Strong-Arm (Hands, Fists, Feet, etc.)	34	0	0	0	0
4. ASSAULT TOTAL	40	6	0	6	5
a. Firearm	41	0	0	0	0
b. Knife or cutting instrument	42	0	0	0	0
c. Other Dangerous Weapon	43	0	0	0	0
d. Strong-Arm	44	1	0	1	1
e. Other Assaults - Simple, Not Aggravated	45	5	0	5	4
5. BURGLARY TOTAL	50	0	0	0	0
a. Forcible Entry	51	0	0	0	0
b. Unlawful Entry - No Force	52	0	0	0	0
c. Attempted Forcible Entry	53	0	0	0	0
6. LARCENY THEFT TOTAL (except Motor Vehicle Theft)	60	18	0	18	0
7. MOTOR VEHICLE THEFT TOTAL	70	6	0	6	1
a. Autos	71	6	0	6	1
b. Trucks and Buses	72	0	0	0	0
c. Other Vehicles	73	0	0	0	0
GRAND TOTAL	77	30	0	30	6

CHECKING ANY OF THE APPROPRIATE BLOCKS BELOW WILL ELIMINATE YOUR NEED TO SUBMIT REPORTS WHEN THE VALUES ARE ZERO. THIS WILL ALSO AID THE NATIONAL PROGRAM IN ITS QUALITY CONTROL EFFORTS.

NO SUPPLEMENTARY HOMICIDE REPORT SUBMITTED SINCE NO MURDERS, JUSTIFIABLE HOMICIDES, OR MANSLAUGHTER BY NEGLIGENCE OCCURRED IN THIS JURISDICTION DURING THE MONTH.

NO SUPPLEMENT TO RETURN A REPORT SINCE NO CRIME OFFENSES OR RECOVERY OF PROPERTY REPORTED DURING THE MONTH.

NO LAW ENFORCEMENT OFFICERS KILLED OR ASSAULTED REPORT SINCE NONE OF THE OFFICERS WERE ASSAULTED OR KILLED DURING THE MONTH.

NO AGE, SEX, AND RACE OF PERSONS ARRESTED UNDER 18 YEARS OF AGE REPORT SINCE NO ARRESTS OF PERSONS WITHIN THIS AGE GROUP.

NO AGE, SEX, AND RACE OF PERSONS ARRESTED 18 YEARS OF AGE AND OVER REPORT SINCE NO ARRESTS OF PERSONS WITHIN THIS AGE GROUP.

NO MONTHLY RETURN OF ARSON OFFENSES KNOWN TO LAW ENFORCEMENT REPORT SINCE NO ARSONS OCCURRED.

DO NOT USE THIS SPACE

	INITIALS
RECORDED	
EDITED	
ENTERED	
ADJUSTED	
CORRECTED	

* TOTALS INCLUDE PREVIOUS OFFENSES

DECEMBER 2018

Month and Year of Report

GA 060240X

Agency Identifier

JANUARY 17, 2019

Date

ATLANTA AIRPORT POLICE - GEORGIA

Agency and State

[Signature]
Prepared By

LIEUTENANT

Title

[Signature]

CHIEF

Chief, Commissioner, Sheriff, or Superintendent

PROPERTY STOLEN BY CLASSIFICATION

CLASSIFICATION	Number of Actual (Column 4	Offenses Return A)		Monetary Value of Property Stolen
1. MURDER AND NONNEGLIGENT MANSLAUGHTER	12	0		0.00
2. FORCIBLE RAPE	20	0		0.00
3. ROBBERY				
(a) HIGHWAY (streets, alleys, etc.)	31	0		0.00
(b) COMMERCIAL HOUSE (except c, d, and f)	32	0		0.00
(c) GAS OR SERVICE STATION	33	0		0.00
(d) CONVENIENCE STORE	34	0		0.00
(e) RESIDENCE (anywhere on premises)	35	0		0.00
(f) BANK	36	0		0.00
(g) MISCELLANEOUS	37	0		0.00
TOTAL ROBBERY	30	0	\$	0.00
5. BURGLARY - BREAKING OR ENTERING				
(a) RESIDENCE (dwelling)				
(1) NIGHT (6 p.m. - 6 a.m.)	51	0		0.00
(2) DAY (6 a.m. - 6 p.m.)	52	0		0.00
(3) UNKNOWN	53	0		0.00
(b) NON-RESIDENCE (store, office, etc.)				
(1) NIGHT (6 p.m. - 6 a.m.)	54	0		0.00
(2) DAY (6 a.m. - 6 p.m.)	55	0		0.00
(3) UNKNOWN	56	0		0.00
TOTAL BURGLARY	50	0	\$	0.00
6. LARCENY - THEFT (Except Motor Vehicle Theft)				
(a) \$200 AND OVER	61	7	5	5,235.00
(b) \$50 TO \$200	62	3		381.00
(c) UNDER \$50	63	8		4.00
TOTAL LARCENY (Same as Item 6X)	60	18	\$	5,620.00
7. MOTOR VEHICLE THEFT (Include Alleged Joy Ride)	70	6		133,001.00
GRAND TOTAL - ALL ITEMS	77		\$	138,621.00
ADDITIONAL ANALYSIS OF LARCENY AND MOTOR VEHICLE THEFT				
6X. NATURE OF LARCENIES UNDER ITEM 6				
(a) POCKET-PICKING	81	0		0.00
(b) PURSE-SNATCHING	82	0		0.00
(c) SHOPLIFTING	83	2		170.00
(d) FROM MOTOR VEHICLES (except e)	84	2		1.00
(e) MOTOR VEHICLE PARTS AND ACCESSORIES	85	0		0.00
(f) BICYCLES	86	0		0.00
(g) FROM BUILDING (except c and h)	87	4		338.00
(h) FROM ANY COIN-OPERATED MACHINES (parking meters, etc.)	88	0		0.00
(i) ALL OTHER	89	10		5,111.00
TOTAL LARCENIES (Same as Item 6)	80	18	\$	5,620.00
7X. MOTOR VEHICLES RECOVERED				
(a) STOLEN LOCALLY AND RECOVERED LOCALLY	91	1		
(b) STOLEN LOCALLY AND RECOVERED BY OTHER JURISDICTIONS	92	1		
(c) TOTAL LOCALLY STOLEN MOTOR VEHICLES RECOVERED (a & b)	93	2		
(d) STOLEN IN OTHER JURISDICTIONS AND RECOVERED LOCALLY	90	2		

**SUPPLEMENT TO RETURN A
MONTHLY RETURN OF OFFENSES KNOWN TO THE POLICE**

1-706 (Rev.8-30-94)
Form Approved
OMB No. 1110-0007

This report is authorized by law, Title 28, Section 534, U. S. Code. While you are not required to respond, your cooperation in submitting this report with the Return A will assist the FBI in compiling comprehensive, accurate figures on a timely basis.

This form deals with the nature of crime and the monetary value of property stolen and recovered. The total offenses recorded on the form should be the same as the number of actual offenses listed in Column 4 of the Return A for each crime class. Include attempted crimes on this form, but do not include unfounded offenses. If you cannot complete the report in all areas, please record as much information as is available. Tally sheets will be sent upon request.

PROPERTY BY TYPE AND VALUE

Type of Property (1)	Data Entry	Monetary Value of Property Stolen in Your Jurisdiction	
		Stolen (2)	Recovered (3)
(A) Currency, Notes, Etc.	01	\$ 200.00	0.00
(B) Jewelry and Precious Metals	02	0.00	0.00
(C) Clothing and Furs	03	1,801.00	0.00
(D) Locally Stolen Motor Vehicles	04	133,001.00	30,001.00
(E) Office Equipment	05	0.00	0.00
(F) Televisions, Radios, Stereos, Etc.	06	2,991.00	0.00
(G) Firearms	07	0.00	0.00
(H) Household Goods	08	0.00	0.00
(I) Consumable Goods	09	0.00	0.00
(J) Livestock	10	0.00	0.00
(K) Miscellaneous	11	628.00	0.00
TOTAL	00	\$ 138,621.00	\$ 30,001.00

The total of this column should agree with the Grand Total (DATA ENTRY 77) shown on page 2.

Include in this column all property recovered even though stolen in prior months. The above is an accounting for only that property stolen in your jurisdiction. This will include property recovered for you by other jurisdictions, but not property you recover for them.

JANUARY 17, 2019
DATE

[Signature] LIEUTENANT
PREPARED BY TITLE
[Signature] CHIEF
CHIEF, COMMISSIONER, SHERIFF OR SUPERINTENDENT

DECEMBER 2018
Month and Year of Report

GA 060240X
Agency Identifier

ATLANTA AIRPORT POLICE - GEORGIA
Agency and State

LAW ENFORCEMENT OFFICERS KILLED OR ASSAULTED

It is requested this report be completed and transmitted with monthly crime reports to: Director, Federal Bureau of Investigation, Uniform Crime Reports, Washington, D. C. 20535. This form should be used to report the number of your officers who were assaulted or killed in the line of duty during the month. Additional information concerning officers killed will be requested by a separate questionnaire.

OFFICERS KILLED	
Number of your law enforcement officers killed in the line of duty this month.	By felonious act <u>0</u>
	By accident or negligence <u>0</u>

Officers Assaulted (Do not include officers killed) - See other side for instructions.

Type of Activity	Total Assaults by Weapon A	Type of Weapon				Two-Officer Vehicle F	Type of Assignment						Police Assaults Cleared M
		Firearm B	Knife or Other Cutting Instrument C	Other Dangerous Weapon D	Hands, Fists, Feet, etc. E		One-Officer Vehicle		Detective or Special Assign.		Other		
							Alone G	As-sisted H	Alone I	As-sisted J	Alone K	As-sisted L	
1. Responding to "Disturbance" calls (family quarrels, man with gun, etc.)	0												
2. Burglaries in progress or pursuing burglary suspects	0												
3. Robberies in progress or pursuing robbery suspects	0												
4. Attempting other arrests	0												
5. Civil disorder (riot, mass disobedience)	0												
6. Handling, transporting, custody of prisoners	1				1		1						1
7. Investigating suspicious persons or circumstances	0												
8. Ambush - no warning	0												
9. Mentally deranged	0												
10. Traffic pursuits and stops	0												
11. All Other	0												
12. TOTAL (1-11)	1	0	0	0	1	0	1	0	0	0	0	0	1
13. Number with personal injury	0												
14. Number without personal injury	1				1								
15. Time of assaults													

DO NOT WRITE HERE	
Recorded	Initials
Edited	
Punched	
Verified	
Adjusted	
DOJ/FBI	

12:01 2:00 4:00 6:00 8:00 10:00 12:00

DECEMBER 2018 Month and Year	GA 060240X Agency Identifier	<i>[Signature]</i> Prepared By	LIEUTENANT Title
ATLANTA AIRPORT POLICE Agency	GEORGIA State	<i>[Signature]</i> Chief, Sheriff, Commissioner, Superintendent	CHIEF

**ATLANTA AIRPORT POLICE
AGE, SEX, AND RACE OF PERSONS ARRESTED
17 YEARS OF AGE AND OVER**

MONTH DECEMBER
YEAR 2018

CLASSIFICATION OF OFFENSES	SEX	AGE OF PERSON ARRESTED												TOTAL	RACE				ETHNIC																					
		17	18	19	20	21	22	23	24 29	30 34	35 39	40 44	45 49		50 54	55 59	60 64	65 UP	White	Black	Native Amer.	Asian/Pacific	Whi. Hispanic	Blck Hispanic																
Murder/Nonnegligent Manslaughter	M																																							
	F																																							
Manslaughter by Negligence	M																																							
	F																																							
Forcible Rape	M																																							
	F																																							
Robbery	M																																							
	F																																							
Aggravated Assault	M																																							
	F																																							
Burglary - Breaking or Entering	M																																							
	F																																							
Larceny - Theft (except Motor Vehicle Theft)	M																																							
	F																																							
Motor Vehicle Theft	M																	1																						
	F																																							
Other Assaults	M																	2	1	1																				
	F																																							
Arson	M																																							
	F																																							
Forgery and Counterfeiting	M																																							
	F																																							
Fraud	M																																							
	F																																							
Embezzlement	M																																							
	F																																							
Stolen Property: Buying, Receiving, Possessing	M																																							
	F																																							
Vandalism	M																																							
	F																																							
Weapons	M																	1																						
	F																																							
TOTAL																																								

ATLANTA AIRPORT POLICE
AGE, SEX, AND RACE OF PERSONS ARRESTED
17 YEARS OF AGE AND OVER

MONTH DECEMBER

YEAR 2018

CLASSIFICATION OF OFFENSES	SEX	AGE OF PERSON ARRESTED										RACE					TOTAL									
		17	18	19	20	21	22	23	24 29	30 34	35 39	40 44	45 49	50 54	55 59	60 64		65 UP	White	Black	Native Amer.	Asian/Pacific	Whi. Hispanic	Blck Hispanic		
16 Prostitution and Commercialized Vice	M																									
	F																									
17 Sex Offenses (except Rape and Prostitution)	M																									
	F																									
18 Drug Abuse Violations Grand Total	M	0	0	0	0	0	0	0	2	1	1	2	0	0	0	0	0	0	0	0	0	0	0	0	0	0
	F	0	0	0	0	0	0	0	0	0	0	0	0	0	0	0	0	0	0	0	0	0	0	0	0	0
180 (1) Sale/Manufacturing Subtotal	M	0	0	0	0	0	0	0	1	1	1	1	0	0	0	0	0	0	0	0	0	0	0	0	0	0
	F	0	0	0	0	0	0	0	0	0	0	0	0	0	0	0	0	0	0	0	0	0	0	0	0	0
a Opium or Cocaine and their derivatives	M																									
	F																									
b Marijuana	M								1	1	1	1														
	F																									
c Synthetic Narcotics	M																									
	F																									
d Other Dangerous Non-Narcotic Drugs	M																									
	F																									
185 (2) Possession Subtotal	M	0	0	0	0	0	0	0	1	0	1	0	1	0	0	0	0	0	0	0	0	0	0	0	0	0
	F	0	0	0	0	0	0	0	0	0	0	0	0	0	0	0	0	0	0	0	0	0	0	0	0	0
e Opium or Cocaine and their derivatives	M																									
	F																									
f Marijuana	M																									
	F																									
g Synthetic Narcotics	M																									
	F																									
h Other Dangerous Non-Narcotic Drugs	M																									
	F																									
19 Gambling Total	M	0	0	0	0	0	0	0	0	0	0	0	0	0	0	0	0	0	0	0	0	0	0	0	0	0
	F	0	0	0	0	0	0	0	0	0	0	0	0	0	0	0	0	0	0	0	0	0	0	0	0	0
Bookmaking	M																									
	F																									
Numbers and Lottery	M																									
	F																									

**ATLANTA AIRPORT POLICE
AGE, SEX, AND RACE OF PERSONS ARRESTED
17 YEARS OF AGE AND OVER**

MONTH DECEMBER

YEAR 2018

CLASSIFICATION OF OFFENSES	SEX	AGE OF PERSON ARRESTED										RACE				ETHNIC																	
		17	18	19	20	21	22	23	24	30	35	40	45	50	55	60	65	White	Black	Native Amer.	Asian/Pacific	Whl. Hispanic	Blck Hispanic										
		UP	64	59	54	49	44	39	34	29	24	30	34	39	44	49	54	59	64	UP	TOTAL	0	0	0	0	0	0	0	0	0	0	0	
All Other Gambling	M																																
	F																																
Offenses Against Family And Children	M																																
	F																																
Driving Under the Influence	M																																
	F																																
Liquor Laws	M																																
	F																																
Drunkenness	M																																
	F																																
Disorderly Conduct	M																																
	F																																
Vagrancy	M																																
	F																																
All Other Offenses (except Traffic)	M																																
	F																																
Suspicion	M																																
	F																																
TOTAL		0	0	0	0	1	5	0	0	17	9	7	8	9	4	6	1	4	71	19	50	0	2	0	0								

DECEMBER 2018

Month and Year of Report

GA 060240X

Agency Identifier

JANUARY 17, 2019

Date

ATLANTA AIRPORT POLICE - GEORGIA

Agency and State

 Prepared By

LIEUTENANT Title

CHIEF Title

Chief, Commissioner, Sheriff, or Superintendent

ATLANTA AIRPORT POLICE
 AGE, SEX, AND RACE OF PERSONS ARRESTED
 16 YEARS OF AGE AND UNDER

MONTH DECEMBER
 YEAR 2018

CLASSIFICATION OF OFFENSES	SEX	AGE						TOTAL	RACE					ETHNIC			
		09	1012	1314	15	16	White		Black	Native Amer.	Asian/Pacific	Whl. Hispanic	Bck Hispanic				
Murder/Nonnegligent Manslaughter	M						0										
	F						0										
Manslaughter by Negligence	M						0										
	F						0										
Forcible Rape	M						0										
	F						0										
Robbery	M						0										
	F						0										
Aggravated Assault	M						0										
	F						0										
Burglary- Breaking or Entering	M						0										
	F						0										
Larceny - Theft (except Motor Vehicle Theft)	M						0										
	F						0										
Motor Vehicle Theft	M						0										
	F						0										
Other Assaults	M						0										
	F						0										
Arson	M						0										
	F						0										
Forgery and Counterfeiting	M						0										
	F						0										
Fraud	M						0										
	F						0										
Embezzlement	M						0										
	F						0										
Stolen Property, Buying, Receiving, Possessing	M						0										
	F						0										
Vandalism	M						0										
	F						0										
Weapons	M						0										
	F						0										
Prostitution and Commercialized Vice	M						0										
	F						0										

ATLANTA AIRPORT POLICE
AGE, SEX, AND RACE OF PERSONS ARRESTED
16 YEARS OF AGE AND UNDER

CLASSIFICATION OF OFFENSES	SEX	AGE						RACE					ETHNIC		
		9-10		13-14		15-16		TOTAL	White	Black	Native Amer.	Asian/Pacific	Whi. Hispanic	Blck Hispanic	
		9	10	13	14	15	16								
17 Sex Offenses (except Rape and Prostitution)	M														
	F														
18 Drug Abuse Violations	M	0	0	0	0	0	0	0	0	0	0	0	0	0	
	F	0	0	0	0	0	0	0	0	0	0	0	0	0	
180 Grand Total	M	0	0	0	0	0	0	0	0	0	0	0	0	0	
	F	0	0	0	0	0	0	0	0	0	0	0	0	0	
a Opium or Cocaine and their Derivatives	M														
	F														
b Marijuana	M														
	F														
c Synthetic Narcotics	M														
	F														
d Other Dangerous Non-Narcotic Drugs	M														
	F														
185 Subtotal	M	0	0	0	0	0	0	0	0	0	0	0	0	0	
	F	0	0	0	0	0	0	0	0	0	0	0	0	0	
e Opium or Cocaine and their Derivatives	M														
	F														
f Marijuana	M														
	F														
g Synthetic Narcotics	M														
	F														
h Other Dangerous Non-Narcotic Drugs	M														
	F														
19 Total	M	0	0	0	0	0	0	0	0	0	0	0	0	0	
	F	0	0	0	0	0	0	0	0	0	0	0	0	0	
a Bookmaking	M														
	F														
b Numbers and Lottery	M														
	F														
c All Other Gambling	M														
	F														
20 Offenses Against Family and Children	M														
	F														

ATLANTA AIRPORT POLICE
 AGE, SEX, AND RACE OF PERSONS ARRESTED
 16 YEARS OF AGE AND UNDER

CLASSIFICATION OF OFFENSES	SEX	AGE						RACE				ETHNIC								
		0 9		10 12		13 14		15		16		TOTAL		White	Black	Native Amer.	Asian/Pacific	Whi. Hispanic	Blck Hispanic	
Driving Under the Influence	M																			
	F																			
Liquor Laws	M																			
	F																			
Drunkenness	M																			
	F																			
Disorderly Conduct	M																			
	F																			
Vagrancy	M																			
	F																			
All Other Offenses (except Traffic)	M																			
	F																			
Suspicion	M																			
	F																			
Curfew and Loitering	M																			
	F																			
Run-Aways	M																			
	F																			
Total		0	0	0	0	0	0	0	0	0	0	0	0	0	0	0	0	0	0	0

DECEMBER 2018
 Month and Year of Report

GA 060240X
 Agency Identifier

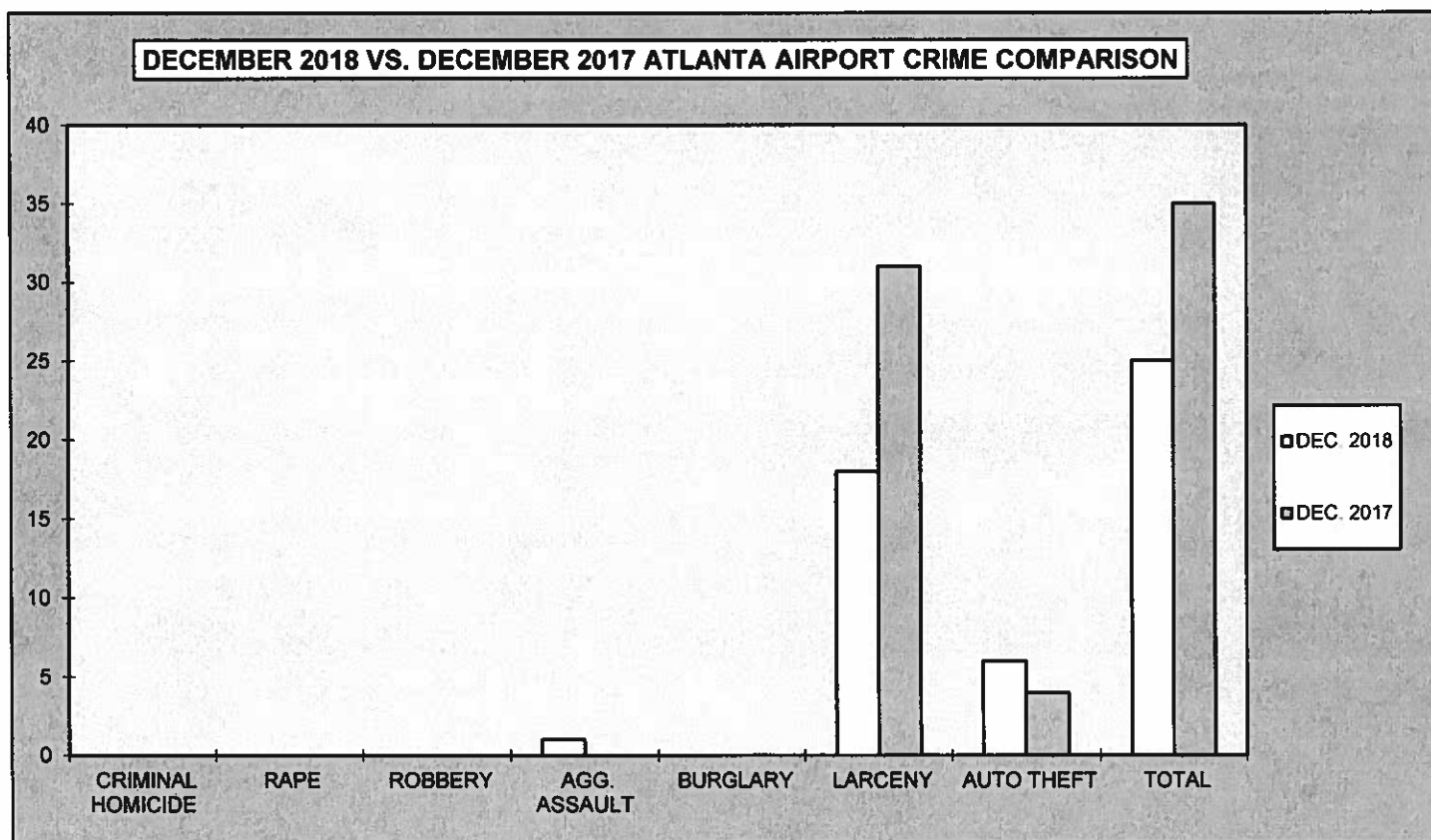
JANUARY 17, 2019
 Date

Prepared By [Signature] LIEUTENANT
 Chief, Commissioner, Sheriff, or Superintendent CHIEF

ATLANTA AIRPORT POLICE - GEORGIA
 Agency and State

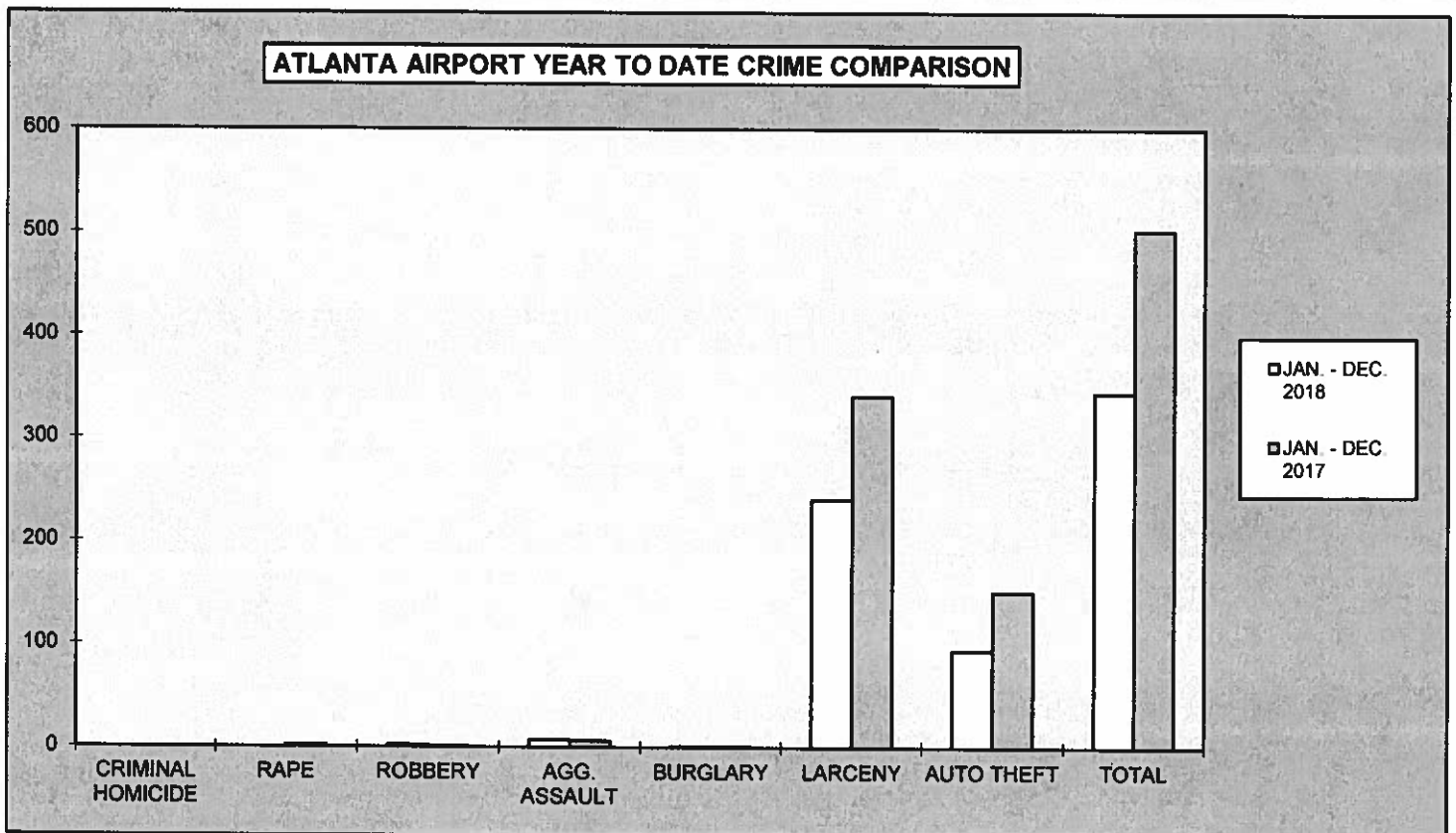
**2018
ATLANTA AIRPORT
MONTHLY CRIME COMPARISON**

CRIME	DEC. 2018	DEC. 2017	# DIFFERENCE	% DIFFERENCE
CRIMINAL HOMICIDE	0	0	0	0%
RAPE	0	0	0	0%
ROBBERY	0	0	0	0%
AGG. ASSAULT	1	0	1	100%
BURGLARY	0	0	0	0%
RESIDENCE	0	0	0	0%
NON-RESIDENCE	0	0	0	0%
LARCENY	18	31	-13	-42%
POCKETPICKING	0	1	-1	-100%
PURSE SNATCHING	0	0	0	0%
SHOPLIFTING	2	4	-2	-50%
FROM MOTOR VEHICLES	2	9	-7	-78%
MOTOR VEH. PARTS/ACCESSORIES	0	0	0	0%
BICYCLES	0	0	0	0%
FROM BUILDINGS	4	5	-1	-20%
FROM COIN OPERATED MACHINES	0	0	0	0%
ALL OTHER	10	12	-2	-17%
AUTO THEFT	6	4	2	50%
TOTAL	25	35	-10	-29%



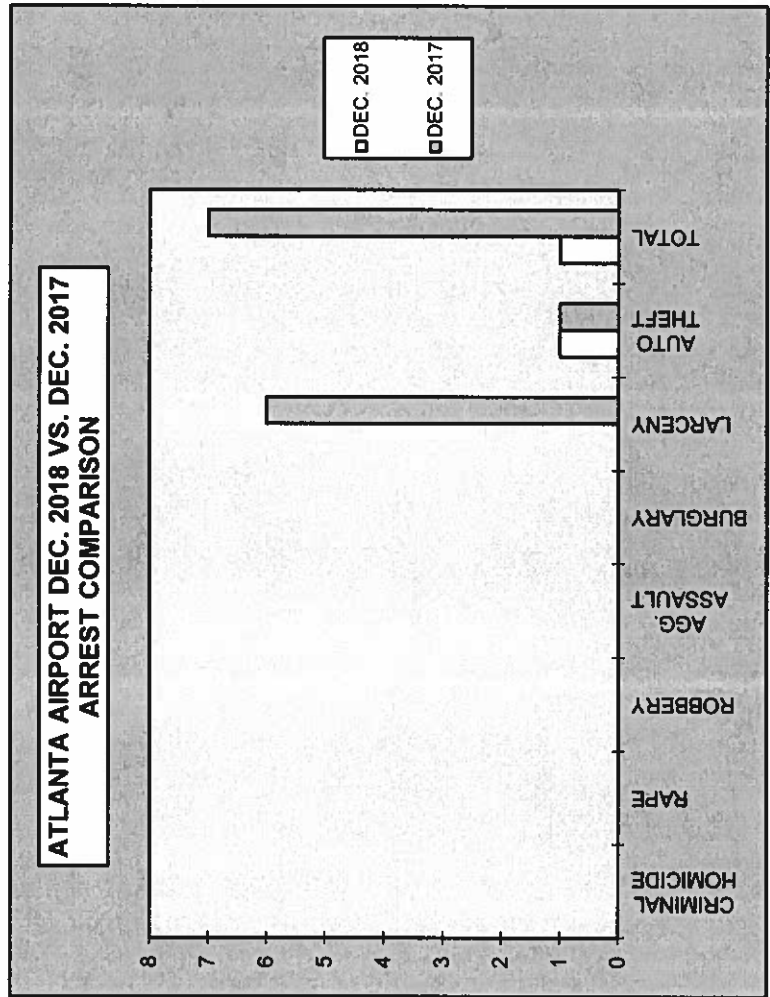
**2018
ATLANTA AIRPORT
YEAR TO DATE CRIME COMPARISON**

ANNUAL CRIME COMPARISON				
CRIME	JAN - DEC. 2018	JAN - DEC. 2017	# DIFFERENCE	% DIFFERENCE
CRIMINAL HOMICIDE	0	0	0	0%
RAPE	0	2	-2	-100%
ROBBERY	2	1	1	100%
AGG. ASSAULT	7	6	1	17%
BURGLARY	1	1	0	0%
RESIDENCE	0	0	0	0%
NON-RESIDENCE	1	1	0	0%
LARCENY	240	341	-101	-30%
POCKETPICKING	1	3	-2	-67%
PURSE SNATCHING	0	2	-2	-100%
SHOPLIFTING	10	26	-16	-62%
FROM MOTOR VEHICLES	30	36	-6	-17%
MOTOR VEH. PARTS/ACCESSORIES	7	11	-4	-36%
BICYCLES	0	1	-1	-100%
FROM BUILDINGS	63	47	16	34%
FROM COIN OPERATED MACHINES	0	0	0	0%
ALL OTHER	129	215	-86	-40%
AUTO THEFT	94	151	-57	-38%
TOTAL	344	502	-158	-31%

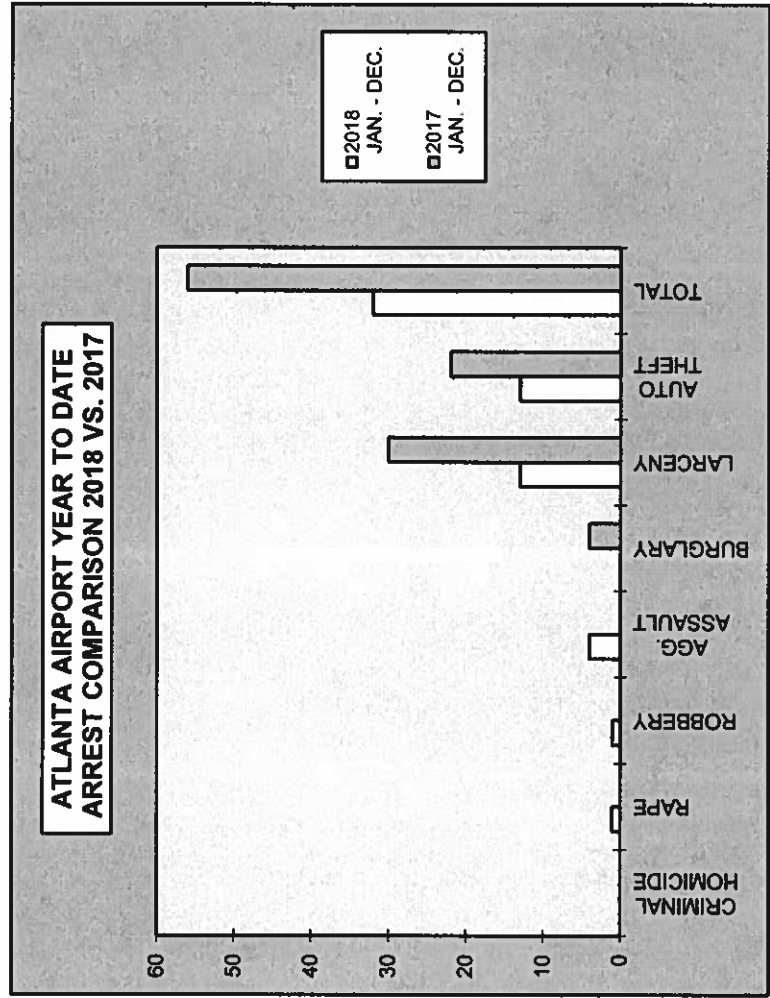


2018
ATLANTA AIRPORT
ARREST COMPARISON

DECEMBER ARREST COMPARISON				
CRIME	DEC. 2018	DEC. 2017	# DIFFERENCE	% DIFFERENCE
CRIMINAL HOMICIDE	0	0	0	0%
RAPE	0	0	0	0%
ROBBERY	0	0	0	0%
AGG. ASSAULT	0	0	0	0%
BURGLARY	0	0	0	0%
LARCENY	0	6	-6	-100%
AUTO THEFT	1	1	0	0%
TOTAL	1	7	-6	-86%



ANNUAL ARREST COMPARISON				
CRIME	2018 JAN. - DEC.	2017 JAN. - DEC.	# DIFFERENCE	% DIFFERENCE
CRIMINAL HOMICIDE	0	0	0	0%
RAPE	1	0	1	100%
ROBBERY	1	0	1	100%
AGG. ASSAULT	4	0	4	100%
BURGLARY	0	4	-4	-100%
LARCENY	13	30	-17	-57%
AUTO THEFT	13	22	-9	-41%
TOTAL	32	56	-24	-43%



**2018
ATLANTA AIRPORT
CLEAR-UP RATE**

CRIME	ATLANTA AIRPORT DEC. 2018 CLEAR-UP RATE	ATLANTA AIRPORT DEC. 2017 CLEAR-UP RATE
CRIMINAL HOMICIDE	0%	0%
RAPE	0%	0%
ROBBERY	0%	0%
AGG. ASSAULT	100%	0%
BURGLARY	0%	0%
LARCENY	0%	19%
AUTO THEFT	17%	0%

