

FBI UNIFORM CRIME REPORTING

ATLANTA POLICE DEPARTMENT
226 PEACHTREE STREET, SW
ATLANTA, GEORGIA 30303



JANUARY 2019

SUPPORT SERVICES DIVISION
INFORMATION SERVICES SECTION

TABLE OF CONTENTS

	Page
U. C. R. COMPARATIVE CRIME REPORT -----	1
RETURN A - MONTHLY RETURN OF OFFENSES KNOWN TO THE POLICE -----	2
PROPERTY STOLEN BY CLASSIFICATION -----	3
	3a
LAW ENFORCEMENT OFFICERS KILLED OR ASSAULTED -----	4
MONTHLY RETURN OF ARSON OFFENSES KNOWN TO LAW ENFORCEMENT -----	5
POLICE DISPOSITION OF JUVENILES -----	6
SUPPLEMENTARY HOMICIDE REPORT -----	7
	7a
SEX AND RACE OF PERSONS ARRESTED -----	8
	8a-8e
HOMICIDE COMPARISON REPORT -----	9
HOMICIDE BREAKDOWN REPORT -----	10
SEVEN MAJOR CRIMES - MONTHLY CRIME COMPARISON -----	11
SEVEN MAJOR CRIMES ARREST MONTHLY AND YEAR TO DATE COMPARISON -----	12
CRIMES AGAINST PERSONS MONTHLY AND YEAR TO DATE COMPARISON -----	13
CRIMES AGAINST PROPERTY MONTHLY AND YEAR TO DATE COMPARISON -----	14
CRIMES AGAINST PERSONS & PROPERTY MONTHLY COMPARISON BY ZONES -----	15
SEVEN MAJOR CRIMES MONTHLY CRIME COMPARISON BY ZONES -----	16
SEVEN MAJOR CRIMES - MONTHLY CRIME COMPARISON - ZONE 1 -----	17
SEVEN MAJOR CRIMES - MONTHLY CRIME COMPARISON - ZONE 2 -----	18
SEVEN MAJOR CRIMES - MONTHLY CRIME COMPARISON - ZONE 3 -----	19
SEVEN MAJOR CRIMES - MONTHLY CRIME COMPARISON - ZONE 4 -----	20
SEVEN MAJOR CRIMES - MONTHLY CRIME COMPARISON - ZONE 5 -----	21
SEVEN MAJOR CRIMES - MONTHLY CRIME COMPARISON - ZONE 6 -----	22
CLEAR-UP RATE COMPARISON -----	23
ATLANTA AIRPORT -----	24
RETURN A - MONTHLY RETURN OF OFFENSES KNOWN TO THE POLICE -----	25
PROPERTY STOLEN BY CLASSIFICATION -----	26
	26a
POLICE DISPOSITION OF JUVENILES -----	27
SEX AND RACE OF PERSONS ARRESTED -----	28
	28a-28e
SEVEN MAJOR CRIMES - MONTHLY CRIME COMPARISON -----	29
SEVEN MAJOR CRIMES ARREST MONTHLY AND YEAR TO DATE COMPARISON -----	30
CLEAR-UP RATE COMPARISON -----	31

JANUARY 2019
U.C.R. COMPARATIVE CRIME REPORT
SUPPORT SERVICES DIVISION
INFORMATION SERVICES SECTION

	JANUARY 2019		JANUARY 2018		COMPARATIVE ACTUAL	% CHANGE ACTUAL	COMPARATIVE CLEARED	% CHANGE CLEARED
MURDER	8	6	6	5	2	33%	1	20%
RAPE	21	7	25	3	-4	-16%	4	133%
ROBBERY	97	24	96	19	1	1%	5	26%
AGG. ASSAULT	147	57	181	82	-34	-19%	-25	-30%
BURGLARY - RESIDENCE	185		182		3	2%		
BURGLARY - NON-RESIDENCE	65	24	60	22	5	8%	2	9%
LARCENY - \$200 AND OVER	289		307		-18	-6%		
LARCENY - \$50 TO \$199	66	197	66	181	0	0%	16	9%
LARCENY - UNDER \$50	1,001		947		54	6%		
AUTO THEFT	262	27	263	13	-1	0%	14	108%
TOTAL	2,141		2,133		8	0%		
AUTOS RECOVERED	24		28		-4	-14%		

	2019		2018		COMPARATIVE ACTUAL	% CHANGE ACTUAL	COMPARATIVE CLEARED	% CHANGE CLEARED
MURDER	8	6	6	5	2	33%	1	20%
RAPE	21	7	25	3	-4	-16%	4	133%
ROBBERY	97	24	96	19	1	1%	5	26%
AGG. ASSAULT	147	57	181	82	-34	-19%	-25	-30%
BURGLARY - RESIDENCE	185		182		3	2%		
BURGLARY - NON-RESIDENCE	65	24	60	22	5	8%	2	9%
LARCENY - \$200 AND OVER	289		307		-18	-6%		
LARCENY - \$50 TO \$199	66	197	66	181	0	0%	16	9%
LARCENY - UNDER \$50	1,001		947		54	6%		
AUTO THEFT	262	27	263	13	-1	0%	14	108%
TOTAL	2,141		2,133		8	0%		
AUTOS RECOVERED	24		28		-4	-14%		

RETURN A - MONTHLY RETURN OF OFFENSES KNOWN TO THE POLICE

This report is authorized by law Title 28, Section 534, U.S. Code. While you are not required to respond, your cooperation in forwarding this report by the 7th day after the close of the month to Uniform Crime Reports, Federal Bureau of Investigation, Washington, D.C. 20535, will assist in compiling comprehensive, accurate national crime figures on a timely basis.

1-720b (Rev. 8-30-94)
OMB No. 1110-0001

1 CLASSIFICATION OF OFFENSES	2 OFFENSES REPORTED OR KNOWN TO POLICE (INCLUDE "UNFOUNDED" AND ATTEMPTS)	3 UNFOUNDED, I.E., FALSE OR BASELESS COMPLAINTS	4 NUMBER OF ACTUAL OFFENSES (COLUMN 2 MINUS COLUMN 3) INCLUDE ATTEMPTS	5 TOTAL OFFENSES CLEARED BY ARREST OR EXCEPTIONAL MEANS (INCLUDES COL. 6)	6 NUMBER OF CLEARANCES INVOLVING ONLY PERSONS UNDER 18 YEARS OF AGE
1. CRIMINAL HOMICIDE					
a. MURDER AND NONNEGLIGENT HOMICIDE	11 10	2	8	6	0
b. MANSLAUGHTER BY NEGLIGENCE	12 1	0	1	1	0
2. FORCIBLE RAPE TOTAL	20 23	2	21	7	1
a. Rape by Force	21 23	2	21	7	1
b. Attempts to commit Forcible Rape	22 0	0	0	0	0
3. ROBBERY TOTAL	30 100	3	97	24	2
a. Firearm	31 65	1	64	18	2
b. Knife or Cutting Instrument	32 3	0	3	0	0
c. Other Dangerous Weapon	33 6	0	6	1	0
d. Strong-Arm (Hands, Fists, Feet, etc.)	34 26	2	24	5	0
4. ASSAULT TOTAL	40 508	15	493	229	11
a. Firearm	41 72	6	66	14	0
b. Knife or cutting instrument	42 16	0	16	10	2
c. Other Dangerous Weapon	43 46	1	45	23	1
d. Strong-Arm	44 22	2	20	10	0
e. Other Assaults - Simple, Not Aggravated	45 352	6	346	172	8
5. BURGLARY TOTAL	50 256	6	250	24	2
a. Forcible Entry	51 187	5	182	18	2
b. Unlawful Entry - No Force	52 63	1	62	4	0
c. Attempted Forcible Entry	53 6	0	6	2	0
6. LARCENY THEFT TOTAL (except Motor Vehicle Theft)	60 1,419	63	1,356	197	7
7. MOTOR VEHICLE THEFT TOTAL	70 302	40	262	27	2
a. Autos	71 286	38	248	26	2
b. Trucks and Buses	72 8	2	6	1	0
c. Other Vehicles	73 8	0	8	0	0
GRAND TOTAL	77 2,619	131	2,488	515	25

CHECKING ANY OF THE APPROPRIATE BLOCKS BELOW WILL ELIMINATE YOUR NEED TO SUBMIT REPORTS WHEN THE VALUES ARE ZERO. THIS WILL ALSO AID THE NATIONAL PROGRAM IN ITS QUALITY CONTROL EFFORTS.

- NO SUPPLEMENTARY HOMICIDE REPORT SUBMITTED SINCE NO MURDERS, JUSTIFIABLE HOMICIDES, OR MANSLAUGHTER BY NEGLIGENCE OCCURRED IN THIS JURISDICTION DURING THE MONTH.
- NO SUPPLEMENT TO RETURN A REPORT SINCE NO CRIME OFFENSES OR RECOVERY OF PROPERTY REPORTED DURING THE MONTH.
- NO LAW ENFORCEMENT OFFICERS KILLED OR ASSAULTED REPORT SINCE NONE OF THE OFFICERS WERE ASSAULTED OR KILLED DURING THE MONTH.

- NO AGE, SEX, AND RACE OF PERSONS ARRESTED UNDER 18 YEARS OF AGE REPORT SINCE NO ARRESTS OF PERSONS WITHIN THIS AGE GROUP.
- NO AGE, SEX, AND RACE OF PERSONS ARRESTED 18 YEARS OF AGE AND OVER REPORT SINCE NO ARRESTS OF PERSONS WITHIN THIS AGE GROUP.
- NO MONTHLY RETURN OF ARSON OFFENSES KNOWN TO LAW ENFORCEMENT REPORT SINCE NO ARSONS OCCURRED.

DO NOT USE THIS SPACE

	INITIALS
RECORDED	
EDITED	
ENTERED	
ADJUSTED	
CURTIS	

* TOTALS INCLUDE PREVIOUS OFFENSES

JANUARY 2019

Month and Year of Report

GAAPD 0000

Agency Identifier

FEBRUARY 21, 2019

Date

ATLANTA POLICE DEPARTMENT - GEORGIA

Agency and State

Prepared By [Signature] **LIEUTENANT**
Title **CHIEF**

Chief, Commissioner, Sheriff, or Superintendent

PROPERTY STOLEN BY CLASSIFICATION

CLASSIFICATION	Number of Actual (Column 4)	Offenses Return A)	Monetary Value of Property Stolen
1. MURDER AND NONNEGLIGENT MANSLAUGHTER	12	8	\$ 0.00
2. FORCIBLE RAPE	20	21	\$ 0.00
3. ROBBERY			
(a) HIGHWAY (streets, alleys, etc.)	31	57	48,626.00
(b) COMMERCIAL HOUSE (except c, d, and f)	32	10	34,178.00
(c) GAS OR SERVICE STATION	33	1	300.00
(d) CONVENIENCE STORE	34	2	1.00
(e) RESIDENCE (anywhere on premises)	35	11	170.00
(f) BANK	36	1	0.00
(g) MISCELLANEOUS	37	15	7,633.00
TOTAL ROBBERY	30	97	\$ 90,908.00
5. BURGLARY - BREAKING OR ENTERING			
(a) RESIDENCE (dwelling)			
(1) NIGHT (6 p.m. - 6 a.m.)	51	64	43,809.00
(2) DAY (6 a.m. - 6 p.m.)	52	121	89,495.00
(3) UNKNOWN	53	0	0.00
(b) NON-RESIDENCE (store, office, etc.)			
(1) NIGHT (6 p.m. - 6 a.m.)	54	45	23,770.00
(2) DAY (6 a.m. - 6 p.m.)	55	20	24,352.00
(3) UNKNOWN	56	0	0.00
TOTAL BURGLARY	50	250	\$ 181,426.00
6. LARCENY - THEFT (Except Motor Vehicle Theft)			
(a) \$200 AND OVER	61	289	679,274.00
(b) \$50 TO \$200	62	66	7,006.00
(c) UNDER \$50	63	1,001	2,563.00
TOTAL LARCENY (Same as Item 6X)	60	1,356	\$ 688,843.00
7. MOTOR VEHICLE THEFT (Include Alleged Joy Ride)	70	262	\$ 275,695.00
GRAND TOTAL - ALL ITEMS	77		\$ 1,236,872.00
ADDITIONAL ANALYSIS OF LARCENY AND MOTOR VEHICLE THEFT			
6X. NATURE OF LARCENIES UNDER ITEM 6			
(a) POCKET-PICKING	81	6	5,102.00
(b) PURSE-SNATCHING	82	16	1,658.00
(c) SHOPLIFTING	83	201	109,592.00
(d) FROM MOTOR VEHICLES (except e)	84	796	424,182.00
(e) MOTOR VEHICLE PARTS AND ACCESSORIES	85	50	4,830.00
(f) BICYCLES	86	19	9,503.00
(g) FROM BUILDING (except o and h)	87	129	40,872.00
(h) FROM ANY COIN-OPERATED MACHINES (parking meters, etc.)	88	1	541.00
(i) ALL OTHER	89	138	92,563.00
TOTAL LARCENIES (Same as Item 6)	80	1,356	\$ 688,843.00
7X. MOTOR VEHICLES RECOVERED			
(a) STOLEN LOCALLY AND RECOVERED LOCALLY	91	13	
(b) STOLEN LOCALLY AND RECOVERED BY OTHER JURISDICTIONS	92	11	
(c) TOTAL LOCALLY STOLEN MOTOR VEHICLES RECOVERED (a & b)	93	24	
(d) STOLEN IN OTHER JURISDICTIONS AND RECOVERED LOCALLY	90	N/A	

SUPPLEMENT TO RETURN A
MONTHLY RETURN OF OFFENSES KNOWN TO THE POLICE

1-706 (Rev.8-30-94)
Form Approved
OMB No. 1110-0007

This report is authorized by law, Title 28, Section 534, U. S. Code. While you are not required to respond, your cooperation in submitting this report with the Return A will assist the FBI in compiling comprehensive, accurate figures on a timely basis.

This form deals with the nature of crime and the monetary value of property stolen and recovered. The total offenses recorded on the form should be the same as the number of actual offenses listed in Column 4 of the Return A for each crime class. Include attempted crimes on this form, but do not include unfounded offenses. If you cannot complete the report in all areas, please record as much information as is available. Tally sheets will be sent upon request.

PROPERTY BY TYPE AND VALUE

Type of Property (1)	Data Entry	Monetary Value of Property Stolen in Your Jurisdiction	
		Stolen (2)	Recovered (3)
(A) Currency, Notes, Etc.	01	\$ 157,594.00	\$ 0.00
(B) Jewelry and Precious Metals	02	256,329.00	0.00
(C) Clothing and Furs	03	40,234.00	0.00
(D) Locally Stolen Motor Vehicles	04	275,695.00	34,032.00
(E) Office Equipment	05	8,517.00	1.00
(F) Televisions, Radios, Stereos, Etc.	06	240,013.00	1.00
(G) Firearms	07	11,331.00	1.00
(H) Household Goods	08	18,234.00	-1.00
(I) Consumable Goods	09	1,993.00	0.00
(J) Livestock	10	0.00	0.00
(K) Miscellaneous	11	226,932.00	3.00
TOTAL	00	\$ 1,236,872.00	\$ 34,037.00

The total of this column should agree with the Grand Total (DATA ENTRY 77) shown on page 2.

Include in this column all property recovered even though stolen in prior months. The above is an accounting for only that property stolen in your jurisdiction. This will include property recovered for you by other jurisdictions, but not property you recover for them.

FEBRUARY 21, 2019
DATE

[Signature] LIEUTENANT
PREPARED BY TITLE

[Signature] CHIEF
CHIEF, COMMISSIONER, SHERIFF OR SUPERINTENDENT

JANUARY 2019
Month and Year of Report

GAAPD 0000
Agency Identifier

ATLANTA POLICE DEPARTMENT - GEORGIA
Agency and State

LAW ENFORCEMENT OFFICERS KILLED OR ASSAULTED

It is requested this report be completed and transmitted with monthly crime reports to: Director, Federal Bureau of Investigation, Uniform Crime Reports, Washington, D. C. 20535. This form should be used to report the number of your officers who were assaulted or killed in the line of duty during the month. Additional information concerning officers killed will be requested by a separate questionnaire.

OFFICERS KILLED Number of your law enforcement officers killed in the line of duty this month.	By felonious act 0 By accident or negligence 0
--	---

Officers Assaulted (Do not include officers killed) - See other side for instructions.

Type of Activity	Total Assaults by Weapon A	Type of Weapon					Two-Officer Vehicle F	Type of Assignment						Police Assaults Cleared M
		Firearm B	Knife or Other Cutting Instrument C	Other Other Dangerous Weapon D	Hands, Fists, Feet, etc. E	One-Officer Vehicle		Detective or Special Assign.		Other				
						Alone G		As-sisted H	Alone I	As-sisted J	Alone K	As-sisted L		
1. Responding to "Disturbance" calls (family quarrels, man with gun, etc.)	0													
2. Burglaries in progress or pursuing burglary suspects	0													
3. Robberies in progress or pursuing robbery suspects	0													
4. Attempting other arrests	0													
5. Civil disorder (riot, mass disobedience)	0													
6. Handling, transporting, custody of prisoners	1				1			1						1
7. Investigating suspicious persons or circumstances	1	1										1		
8. Ambush - no warning	0													
9. Mentally deranged	0													
10. Traffic pursuits and stops	0													
11. All Other	0													
12. TOTAL (1-11)	2	1	0	0	1	0	0	1	0	0	1	0	1	
13. Number with personal injury	0													
14. Number without personal injury	2	1			1									
15. Time of assaults														
AM		1												
PM														1

DO NOT WRITE HERE	
Recorded	Initials
Edited	
Punched	
Verified	
Adjusted	
DOJ/FBI	

12:01 2:00 4:00 6:00 8:00 10:00 12:00

JANUARY 2019 Month and Year	GAAPD 0000 Agency Identifier	Prepared by	LIEUTENANT Title CHIEF Chief, Sheriff, Commissioner, Superintendent
ATLANTA POLICE DEPARTMENT Agency	GEORGIA State		

MONTHLY RETURN OF ARSON OFFENSES KNOWN TO LAW ENFORCEMENT

DO-73 (2-11-82)
Form Approved
OMB No. 1110-0008

This report is authorized by law Title 28, Section 534, United States Code, and the enactment of the fiscal year 1979, Department of Justice Authorization Bill S. 3151. While you are not required to respond, your cooperation in using this form to report all incidents of arson which become known to your department during the month will assist the FBI in compiling comprehensive, accurate data on a timely basis. Instructions appear on reverse side.

1 PROPERTY CLASSIFICATION	2 Offenses Reported or Known to Police (Include Unfounded and Attempts)	3 Unfounded, i.e. False or Baseless Complaints	4 Number of Actual Offenses (Column 2 Minus Column 3 (Include Attempts))	5 Total Offenses Cleared by Arrest or Exceptional Means (Include Column 6)	6 Number of Clearances Involving Only Persons Under 18 Years of Age	7 Offenses Where Structures Uninhabited, Abandoned, or not Normally in Use	8 Estimated Value of Property Damage
STRUCTURAL							
A. Single Occupancy Residential: Houses, Townhouses, Duplexes, etc.	15	12	3			1	\$ 15,500
B. Other Residential: Apartments, Tenements, Flats, Hotels, Motels, Inns, Dormitories, Boarding Houses, etc.	6	5	1			1	\$ 1,000,000
C. Storage: Barns, Garages, Warehouses, etc.							
D. Industrial/Manufacturing	1	1					
E. Other Commercial: Stores, Restaurants, Offices, etc.	1						
F. Community/Public: Churches, Jails, Schools, Colleges, Hospitals, etc.	1	1				1	\$ 20,000
G. All Other Structure: Out Buildings, Monuments, Buildings Under Construction, etc.							
TOTAL STRUCTURE	24	19	5			3	\$ 1,035,500
MOBILE							
H. Motor Vehicles: Automobiles, Trucks, Buses, Motorcycles, etc.: UCR Definition	3		3	1	1		\$ 62,000
I. Other Mobile Property: Trailers, Recreational Vehicles, Airplanes, Boats, etc.							
TOTAL MOBILE	3		3	1	1		\$ 62,000
J. TOTAL OTHER Crops, Timber, Fences, Signs, etc.	1		1				\$ 500
GRAND TOTAL	28	19	9	1	1	3	\$ 1,098,000

DO NOT WRITE HERE	
Recorded	*
Edited	
Entered	
Adjusted	
Corres.	

Agency Identifier GAAPD 0000 Month JANUARY 2019
 Agency ATLANTA POLICE DEPARTMENT State GEORGIA
 Prepared by [Signature] LIEUTENANT
CHIEF
 Chief, Commissioner, Sheriff, or Superintendent

AGENCY IDENTIFIER GAAPD 0000 REPORTING PERIOD JANUARY 20 19

AGENCY NAME ATLANTA POLICE DEPARTMENT

POLICE DISPOSITION OF JUVENILES

-Not to include neglect or traffic cases-

1. Handled within Department and released. (Warning, released to parents, etc.)	_____
2. Referred to juvenile court or probation department.	_____ 37
3. Referred to welfare agency.	_____ 2
4. Referred to other police agency.	_____
5. Referred to criminal or adult court.	_____
TOTAL	_____ 39

FEBRUARY 20, 2019
DATE

[Signature] LIEUTENANT
PREPARED BY TITLE
[Signature] CHIEF
APPROVED BY TITLE

GCIC USE ONLY	
Recorded	_____
Reviewed	_____
Punched	_____
Verified	_____

RETURN TO
Georgia Crime Information Center/Uniform Crime Reporting
P. O. Box 1456
Atlanta, Georgia 30301

Return on or before the 7th of the following month.

GCIC/UCR-012 (9/74)

PAGE 1 OF 2
SUPPLEMENTARY HOMICIDE REPORT

This report is authorized by law Title 28, Section 534, United States Code. While you are not required to respond, your cooperation in using this form to list data pertaining to all homicides reported on your Return A will assist the FBI in compiling comprehensive, accurate data regarding this important classification on a timely basis.

Ia. Murder and Nonnegligent Manslaughter

List below specific information for all offenses shown in item 1a of the monthly Return A. In addition, list all justifiable killings of felons by a citizen or by a peace officer in the line of duty. A brief explanation in the circumstances column regarding unfounded homicide offenses will aid the national Uniform Crime Reporting Program in editing the reports.

Incident	Situation*	Victim **			Offender**			Data Code		Weapon Used (Handgun, Rifle, Shotgun, Club, Poison, etc.)	Relationship of Victim to Offender (Husband, Wife, Son, Father, Acquaintance, Neighbor, Stranger, etc.)	Circumstances (Victim shot by robber, robbery victim shot robber, killed by patron during barroom brawl, etc.)
		Age	Sex	Race	Ethnicity	Age	Sex	Race	Ethnicity			
	D	30	M	B	N	40	M	B	N	HANDGUN	ACQUAINTANCE	OTHER - REVENGE
		35	M	B	N					HANDGUN	ACQUAINTANCE	OTHER - REVENGE
	B	51	M	B	N					HANDGUN	UNKNOWN	OTHER
	B	31	F	W	N					BLUNT OBJECT	UNKNOWN	OTHER
	B	37	M	W	N					HANDGUN - 45 CAL.	UNKNOWN	OTHER
	B	28	M	B	N					HANDGUN	UNKNOWN	OTHER
	B	20	M	B	N					HANDGUN	UNKNOWN	OTHER
	B	28	M	B	N					HANDGUN	UNKNOWN	OTHER
	A	18	M	B	N	29	M	B	N	HANDGUN	STRANGER	FELON KILLED BY PRIVATE CITIZEN *
	A	26	M	B	N	24	F	B	N	HANDGUN	STRAMGER	FELON KILLED BY PRIVATE CITIZEN *

** - See reverse side for explanation

DO NOT WRITE HERE				
Recorded				
Edited				
Punched				
Verified				
Adjusted				

JANUARY 2019
Month and Year

GAAPD 0000
Agency Identifier

ATLANTA POLICE DEPARTMENT
Agency

State

Prepared By: *[Signature]*
Title: LIEUTENANT

Chief: *[Signature]*
Chief, Sheriff, Commissioner, Superintendent

PAGE 2 OF 2
 SUPPLEMENTARY HOMICIDE REPORT (Continued)

1a. Manlaughter by Negligence
 Do not list traffic fatalities, accidental deaths, or death due to the negligence of the victim. List below all other negligent manslaughters, regardless of prosecutive action taken.

Incident	Situation ^a	Victim **				Offender**				Data Code		Weapon Used (Handgun, Rifle, Shotgun, Knife, etc.)	Relationship of Victim to Offender (Husband, Wife, Son, Father, Acquaintance, Neighbor, Stranger, etc.)	Circumstances (Victim shot in hunting accident, gun- cleaning, children playing with gun, etc.)
		Age	Sex	Race	Ethnicity	Age	Sex	Race	Ethnicity	Do Not Write In These Spaces				
	A	17	F	B	N	19	M	B	N			HANDGUN	ACQUAINTANCE	ALL OTHER MNSLGHTR - X TRAFFIC

* - Situations A - Single Victim/Single Offender
 B - Single Victim/Unknown Offender or Offenders
 C - Single Victim/Multiple Offenders
 D - Multiple Victims/Single Offender
 E - Multiple Victims/Multiple Offenders
 F - Multiple Victims/Unknown Offender or Offenders

Use only one victim/offender situation code per set of information. The utilization of a new code will signify the beginning of a new murder situation.

** - Age - 01 to 99. If 100 or older use 99. New born up to one week old use NB. if over one week, but less than one year old use BB. Use two characters only in age column.
 Sex - M for Male and F for Female. Use one character only.
 Race - White - W, Black - B, American Indian or Ataskan Native - I, Asian or Pacific Islander - A, Unknown - U. Use only these as race designations.
 Ethnicity - Hispanic Origin - H, Not of Hispanic Origin - N, Unknown - U.

ATLANTA POLICE DEPARTMENT
 AGE, SEX, AND RACE OF PERSONS ARRESTED
 17 YEARS OF AGE AND OVER

MONTH JANUARY
 YEAR 2019

CLASSIFICATION OF OFFENSES	SEX	AGE OF PERSON ARRESTED																RACE				ETHNIC		TOTAL													
		17	18	19	20	21	22	23	24	29	34	35	39	40	44	45	49	50	54	55	59	60	64		65 UP	White	Black	Native Amer.	Asian/Pacific	Whi. Hispanic	Blck Hispanic						
Murder/Nonnegligent Manslaughter	M												1	3																5							
Murder/Nonnegligent Manslaughter	F																														0	5					
Manslaughter by Negligence	M			1																										1							
Forcible Rape	F																													0	1						
Forcible Rape	M	1	1	1																										4							
Forcible Rape	F												1																	1	5						
Robbery	M	3	1	2	4	2	1	2	5																					25	2	26					
Robbery	F																													3							
Aggravated Assault	M	1	1	1																										49							
Aggravated Assault	F																													17	6	60					
Burglary- Breaking or Entering	M																													20							
Burglary- Breaking or Entering	F	4																												6	4	22					
Larceny - Theft	M	4	4	5	4	2	5	4	34	18	13	11	9	13	5	7	1													135							
Larceny - Theft (except Motor Vehicle Theft)	F	5	1	4	5	4	1	3	11	7	6	2	5																	57	29	163					
Motor Vehicle Theft	M	3		2	1																									24							
Motor Vehicle Theft	F																													2	1	25					
Other Assaults	M	1	2	2	3																									95							
Other Assaults	F	2	1	4	3	2	6	1	15	10	8	5	6																	65	17	139	1	3			
Arson	M																													1							
Arson	F																													0							
Forgery and Counterfeiting	M			2																										10							
Forgery and Counterfeiting	F																													0	2	8					
Fraud	M																													15							
Fraud	F																													3	6	12					
Embezzlement	M																													3							
Embezzlement	F	1																												7							
Stolen Property, Buying, Receiving, Possessing	M		2	4	7	1	1	1	11	4	3	1	1	1	1															38							
Stolen Property, Buying, Receiving, Possessing	F	1																												4	2	40					
Vandalism	M	1	1	2																										21							
Vandalism	F																													3	2	22					
Weapons	M		2	1				4	1		8	2	2	2	2															24	2	26					
Weapons	F																													4	2	26					

ATLANTA POLICE DEPARTMENT
AGE, SEX, AND RACE OF PERSONS ARRESTED
17 YEARS OF AGE AND OVER

MONTH JANUARY

YEAR 2019

CLASSIFICATION OF OFFENSES	SEX	AGE OF PERSON ARRESTED													RACE					ETHNIC													
		17	18	19	20	21	22	23	24	29	30	34	35	39	40	44	45	49	50	54	55	59	60	64	65	UP	TOTAL	White	Black	Native Amer.	Asian/Pacific	Whi. Hispanic	Blck Hispanic
16 Prostitution and Commercialized Vice	M																			1							1						
	F													1														1		2			
17 Sex Offenses (except Rape and Prostitution)	M			1											5	2	2	1	2	1	3	4	1				23						
	F												1															3	5	21			
18 Drug Abuse Violations Grand Total	M	8	7	4	18	8	14	9	78	46	36	27	16	8	4	2	2	4	0	1	0	0	1	0	0	0	287	12	329	0	0	0	0
	F	1	3	1	8	2	2	1	19	3	4	3	2	4	0	1	0	1	0	0	0	0	0	0	0	0	54						
	M	3	2	1	7	1	3	1	17	8	8	6	4	2	1	0	1	0	0	0	0	0	0	0	0	0	64	1	71	0	0	0	0
180 (1) Sale/Manufacturing Subtotal	F	1	0	0	0	1	0	0	1	2	1	1	0	1	0	0	0	0	0	0	0	0	0	0	0	0	8						
	M				2				2	2	2	2	1	1													12						
Opium or Cocaine and their derivatives	F	1				1					1																4	1	15				
	M	2			3	1	2	1	11	6	5	2	3	1													37						
Marijuana	F																										0						
	M				2					1																	3						
Synthetic Narcotics	F																										0						
	M																										3						
Other Dangerous Non-Narcotic Drugs	M	1	2	1													3	1	2	1							12						
	F																1	1	1								4						
185 (2) Possession Subtotal	M	5	5	3	11	7	11	8	61	38	28	21	12	6	3	2	2	3	0	1	0	1	0	0	0	0	223	11	258	0	0	0	0
	F	0	3	1	8	1	2	1	18	1	3	2	2	2	3	0	1	0	1	0	0	0	0	0	0	0	46						
Opium or Cocaine and their derivatives	M				2					7	13	5	7	2	2	2	1	2	2	1	2	1	2	4	2	4	43						
	F																										13	5	51				
Marijuana	M	5	3	3	9	7	11	8	49	24	21	13	10	4	1	1											169						
	F	3	1	8	1	8	1	2	1	16		1															33	4	198				
Synthetic Narcotics	M	2									3	1															6						
	F																										0						
Other Dangerous Non-Narcotic Drugs	M								2	1	1	1															5						
	F																										0	2	3				
19 Gambling Total	M	0	0	0	0	0	0	0	0	0	0	0	0	0	0	0	0	0	0	0	0	0	0	0	0	0	0						
	F	0	0	0	0	0	0	0	0	0	0	0	0	0	0	0	0	0	0	0	0	0	0	0	0	0	0						
Bookmaking	M																										0						
	F																										0						
Numbers and Lottery	M																										0						
	F																										0						

ATLANTA POLICE DEPARTMENT
 AGE, SEX, AND RACE OF PERSONS ARRESTED
 16 YEARS OF AGE AND UNDER

MONTH JANUARY

YEAR 2019

CLASSIFICATION OF OFFENSES	SEX	AGE						TOTAL	RACE					ETHNIC		
		10 12		13 14		15 16			White	Black	Native Amer.	Asian/Pacific	Whi. Hispanic	Bick Hispanic		
		0 9	10 12	13 14	15 16											
Murder/Nonnegligent Manslaughter	M															
	F															
Manslaughter by Negligence	M															
	F															
Forcible Rape	M				1		1					1				
	F						0									
Robbery	M				2	1	3					4				
	F			1			1									
Aggravated Assault	M						0									
	F			1	2		3					3				
Burglary- Breaking or Entering	M			1			1					1				
	F						0									
Larceny - Theft (except Motor Vehicle Theft)	M			2		2	4									
	F			1	2	1	4					8				
Motor Vehicle Theft	M			1	1		2					2				
	F						0									
Other Assaults	M			4		2	6									
	F			2	1		3					9				
Arson	M						0									
	F						0									
Forgery and Counterfeiting	M						0									
	F						0									
Fraud	M						0									
	F						0									
Embezzlement	M						0									
	F						0									
Stolen Property; Buying, Receiving, Possessing	M				1	1	2									
	F					1	1					3				
Vandalism	M	2	1				3									
	F						0					3				
Weapons	M				1		1									
	F						0					1				
Prostitution and Commercialized Vice	M						0									
	F						0									

ATLANTA POLICE DEPARTMENT
 AGE, SEX, AND RACE OF PERSONS ARRESTED
 16 YEARS OF AGE AND UNDER

CLASSIFICATION OF OFFENSES	SEX	AGE						RACE					ETHNIC	
		10 12		13 14		15 16		TOTAL	White	Black	Native Amer.	Asian/Pacific	Whi. Hispanic	Blck Hispanic
		0 9	0 10	0 11	0 12	0 13	0 14							
17 Sex Offenses (except Rape and Prostitution)	M						1							
	F						0		1					
18 Drug Abuse Violations Grand Total	M	0	0	0	0	1	0	0	0	1	0	0	0	0
	F	0	0	0	0	0	0	0	0	0	0	0	0	0
180 (1) Sale/Manufacturing Subtotal	M	0	0	0	0	0	0	0	0	0	0	0	0	0
	F	0	0	0	0	0	0	0	0	0	0	0	0	0
a Opium or Cocaine and their Derivatives	M						0							
	F						0							
b Marijuana	M						0							
	F						0							
c Synthetic Narcotics	M						0							
	F						0							
d Other Dangerous Non-Narcotic Drugs	M						0							
	F						0							
185 (2) Possession Subtotal	M	0	0	0	0	1	0	0	0	1	0	0	0	0
	F	0	0	0	0	0	0	0	0	0	0	0	0	0
e Opium or Cocaine and their Derivatives	M						0							
	F						0							
f Marijuana	M					1	1							
	F						0			1				
g Synthetic Narcotics	M						0							
	F						0							
h Other Dangerous Non-Narcotic Drugs	M						0							
	F						0							
19 Gambling Total	M	0	0	0	0	0	0	0	0	0	0	0	0	0
	F	0	0	0	0	0	0	0	0	0	0	0	0	0
a Bookmaking	M						0							
	F						0							
b Numbers and Lottery	M						0							
	F						0							
c All Other Gambling	M						0							
	F						0							
20 Offenses Against Family and Children	M						0							
	F						0							

ATLANTA POLICE DEPARTMENT
 AGE, SEX, AND RACE OF PERSONS ARRESTED
 16 YEARS OF AGE AND UNDER

MONTH JANUARY

YEAR 2019

CLASSIFICATION OF OFFENSES	SEX	AGE						RACE					ETHNIC			
		0	10	13	15	16	TOTAL	White	Black	Native Amer.	Asian/Pacific	Whi. Hispanic	Blck Hispanic			
		9	12	14												
Driving Under the Influence	M						0									
	F						0									
Liquor Laws	M						0									
	F						0									
Drunkenness	M						0									
	F						0									
Disorderly Conduct	M						0									
	F						0									
Vagrancy	M						0									
	F						0									
All Other Offenses (except Traffic)	M				1		2									
	F						0				2					
Suspicion	M						0									
	F						0									
Curfew and Loitering	M						0									
	F						0									
Run-Aways	M						0									
	F						0									
Total		2	1	14	12	10	39	0	39	0	0	0	0	0	0	0

JANUARY 2019
 Month and Year of Report

GAAPD 0000
 Agency Identifier

FEBRUARY 21, 2019
 Date

[Signature]
 Prepared By LIEUTENANT

[Signature]
 Chief, Commissioner, Sheriff, or Superintendent

ATLANTA POLICE DEPARTMENT - GEORGIA
 Agency and State

UNIFORM CRIME REPORTING

**LAW ENFORCEMENT
OPERATIONS
&
MANAGEMENT**

CRIME AREA COMPARISON

**SUPPORT SERVICES DIVISION
Information Services Section**

**JANUARY 2019
JANUARY 2018**

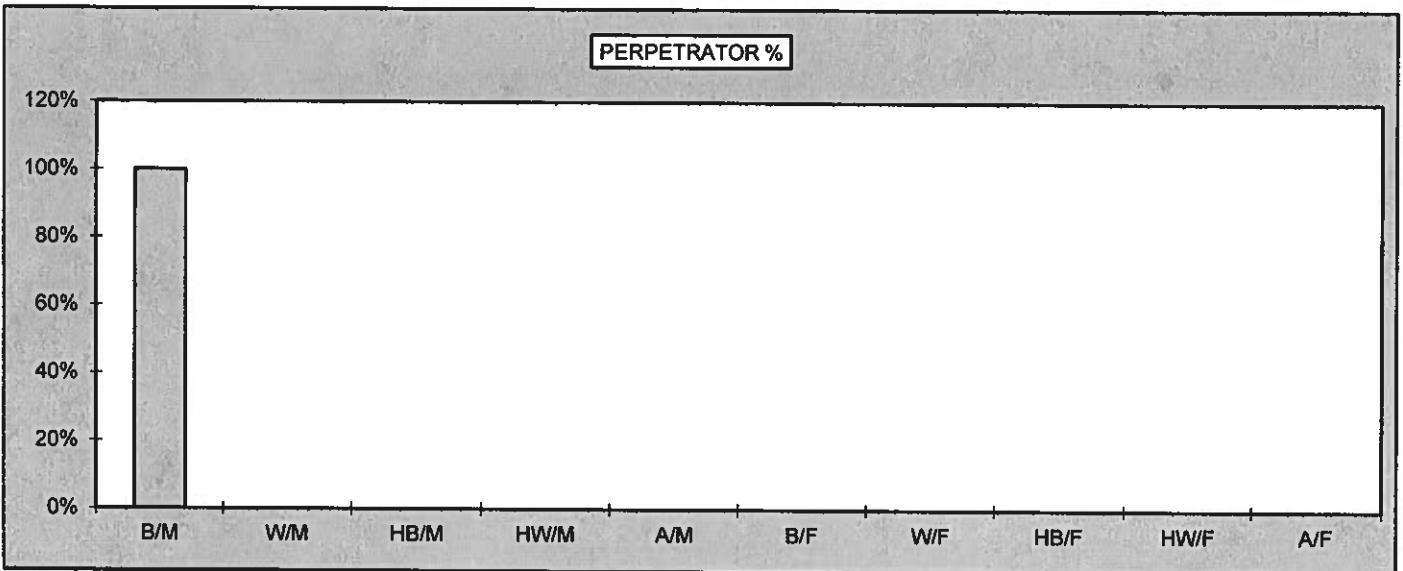
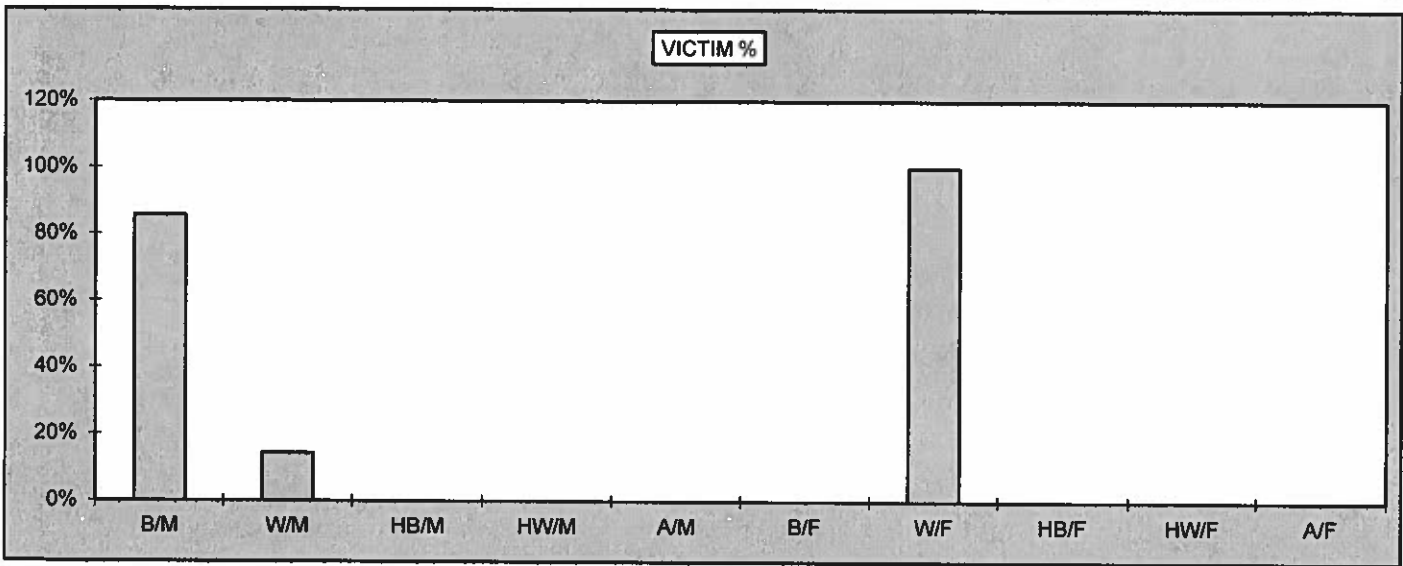
**2019
JANUARY HOMICIDE COMPARISON
BY RACE, SEX, AND ETHNIC ORIGIN**

	VICTIM	PERPETRATOR
B/M	6	2
W/M	1	0
HB/M	0	0
HW/M	0	0
A/M	0	0
TOTAL MALES	7	2
B/F	0	0
W/F	1	0
HB/F	0	0
HW/F	0	0
A/F	0	0
TOTAL FEMALES	1	0
TOTAL	8	2

	VICTIM %	PERPETRATOR %
B/M	86%	100%
W/M	14%	0%
HB/M	0%	0%
HW/M	0%	0%
A/M	0%	0%

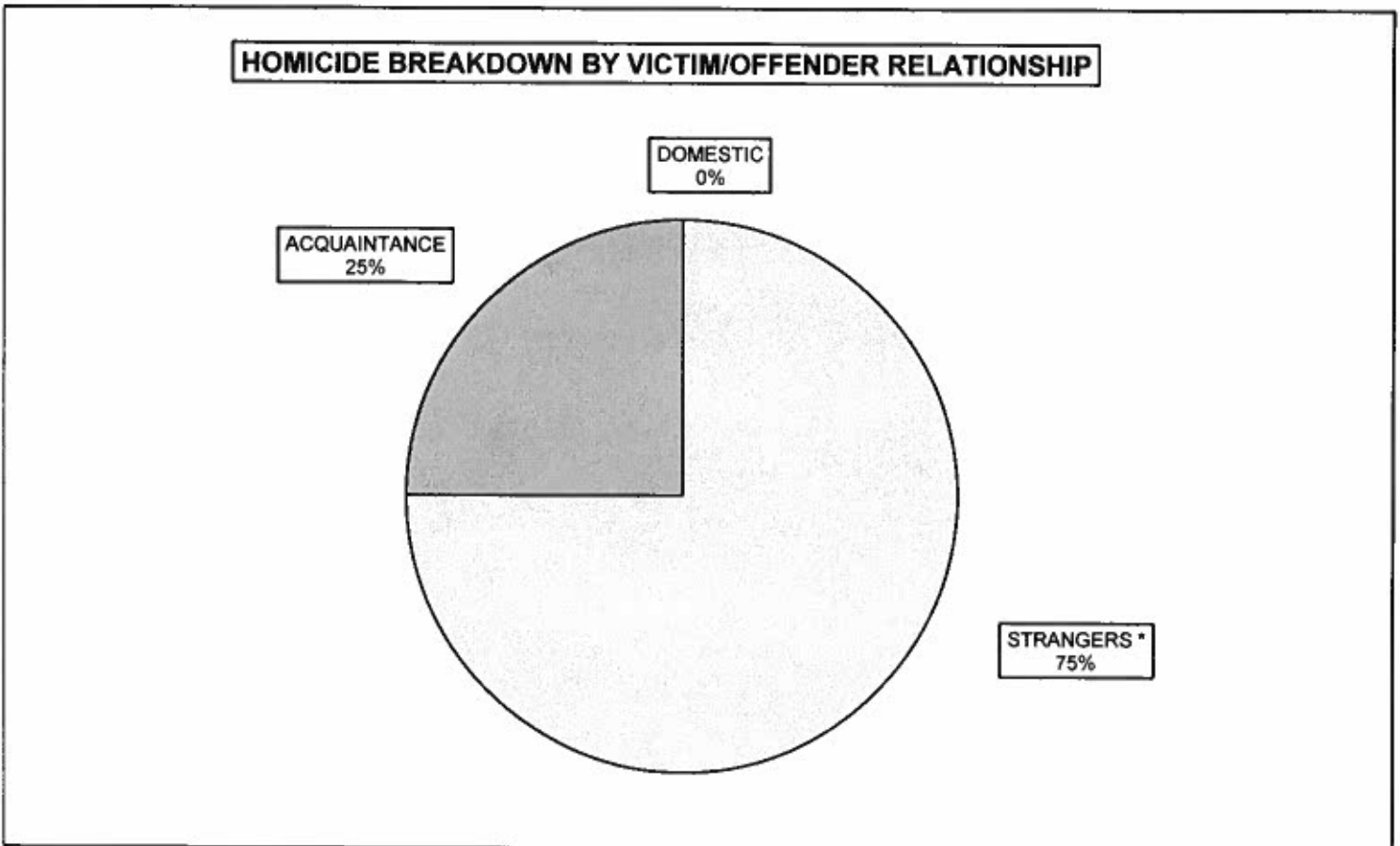
B/F	0%	0%
W/F	100%	0%
HB/F	0%	0%
HW/F	0%	0%
A/F	0%	0%

PERPETRATOR UNKNOWN FOR 6 HOMICIDES



**2019
HOMICIDE BREAKDOWN
YEAR TO DATE**

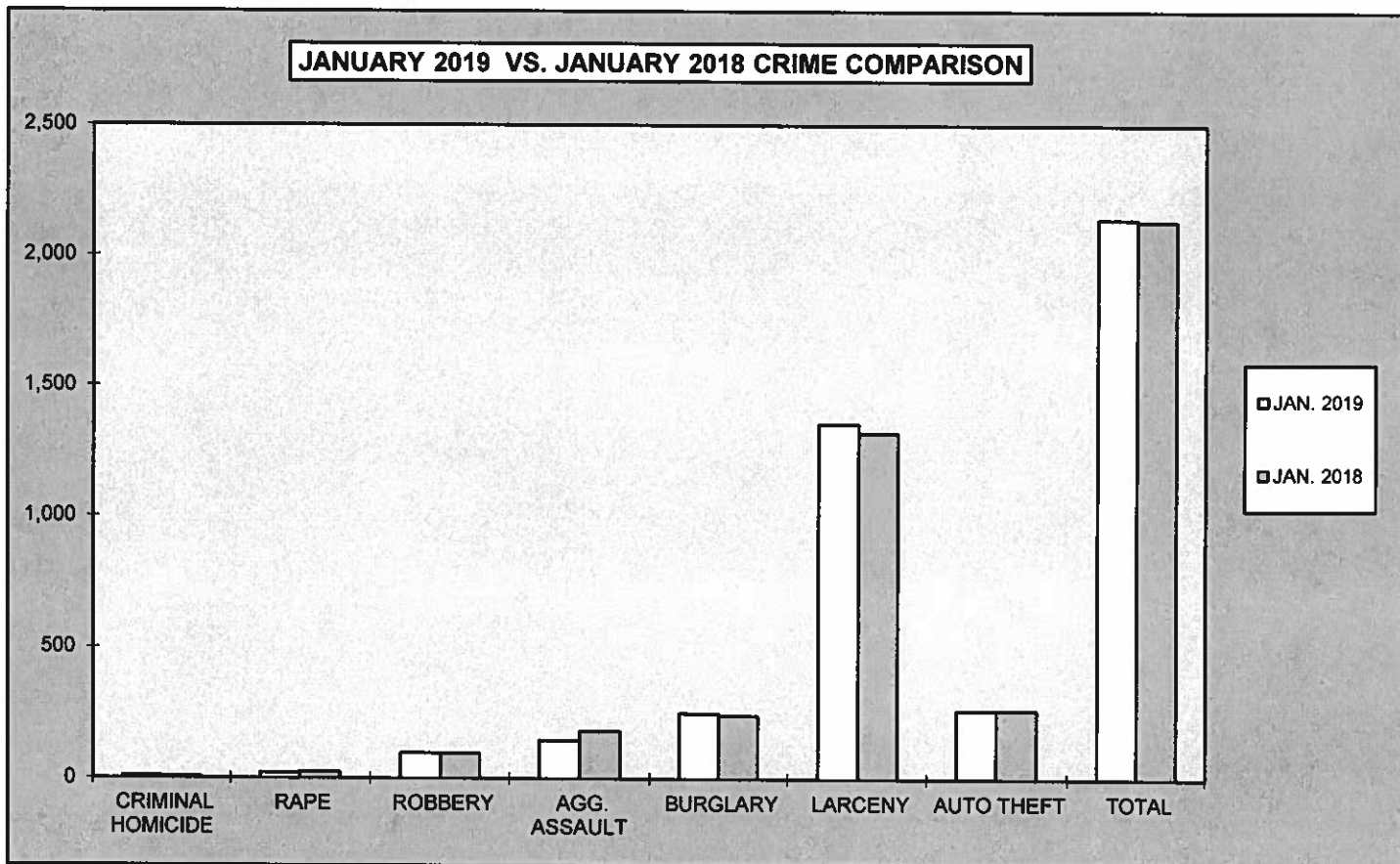
JANUARY							
MONTH	ACTUAL	DOMESTIC	%	STRANGERS *	%	ACQUAINTANCE	%
JANUARY	8	0	0%	6	75%	2	25%
FEBRUARY							
MARCH							
APRIL							
MAY							
JUNE							
JULY							
AUGUST							
SEPTEMBER							
OCTOBER							
NOVEMBER							
DECEMBER							
TOTAL	8	0	0%	6	75%	2	25%



* UNKNOWN INCLUDED IN WITH STRANGERS

**2019
MONTHLY CRIME COMPARISON**

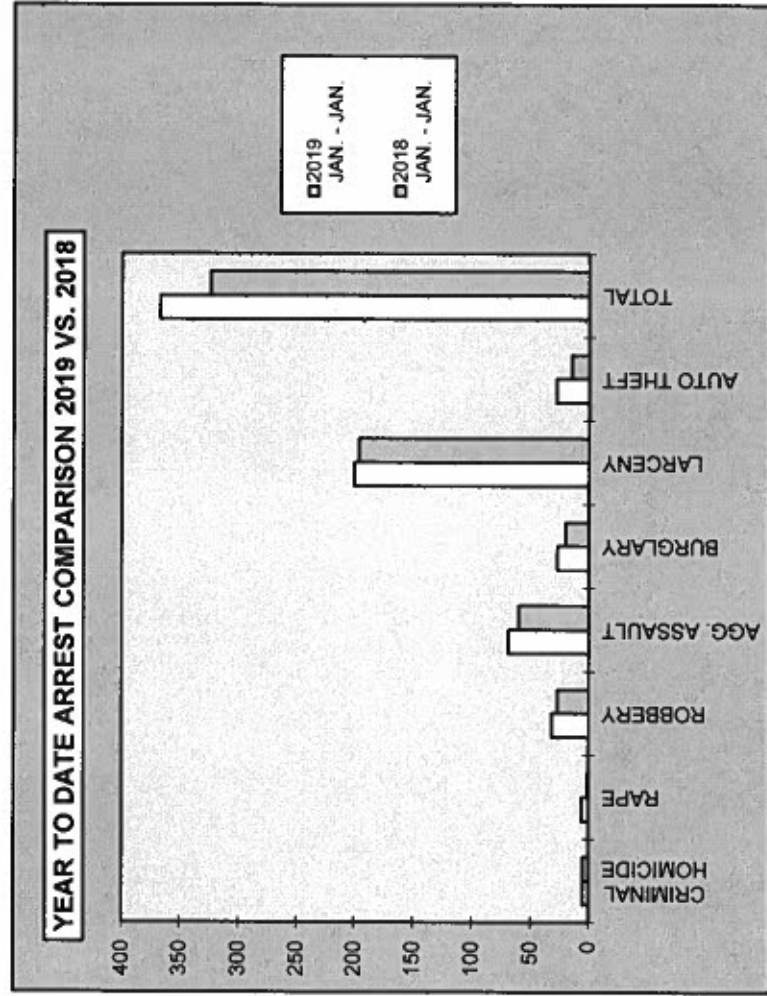
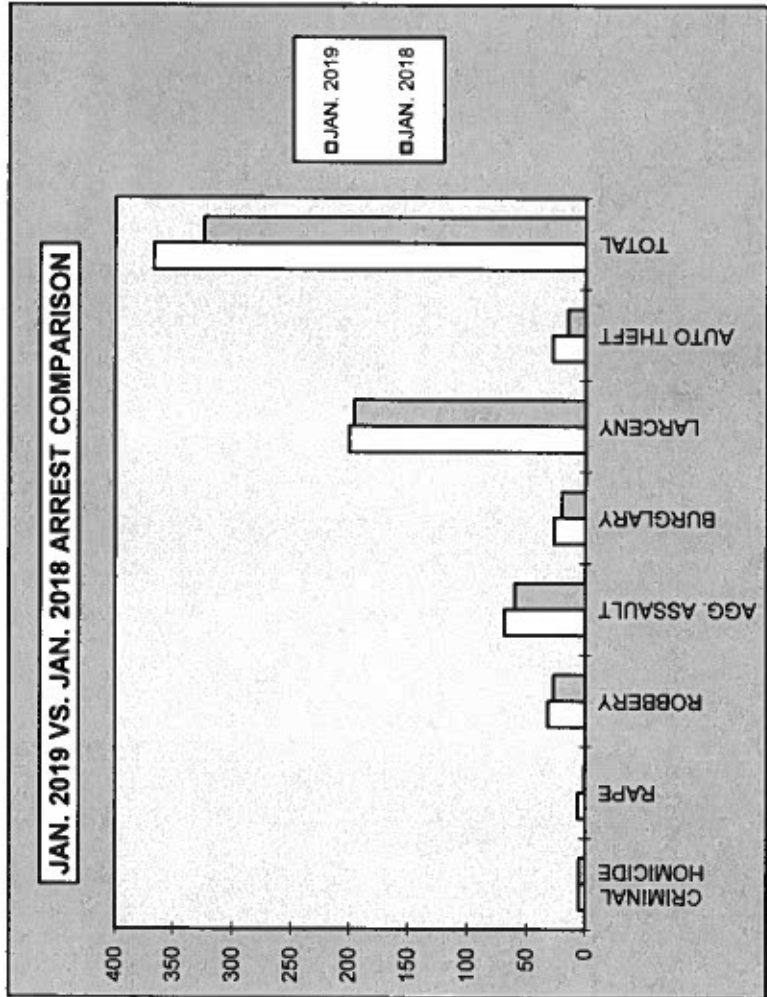
CRIME	JAN. 2019	JAN. 2018	# DIFFERENCE	% DIFFERENCE
CRIMINAL HOMICIDE	8	6	2	33%
RAPE	21	25	-4	-16%
ROBBERY	97	96	1	1%
AGG. ASSAULT	147	181	-34	-19%
BURGLARY	250	242	8	3%
RESIDENCE	185	182	3	2%
NON-RESIDENCE	65	60	5	8%
LARCENY	1,356	1,320	36	3%
POCKETPICKING	6	8	-2	-25%
PURSE SNATCHING	16	13	3	23%
SHOPLIFTING	201	218	-17	-8%
FROM MOTOR VEHICLES	796	752	44	6%
MOTOR VEH. PARTS/ACCESSORIES	50	78	-28	-36%
BICYCLES	19	14	5	36%
FROM BUILDINGS	129	93	36	39%
FROM COIN OPERATED MACHINES	1	2	-1	-50%
ALL OTHER	138	142	-4	-3%
AUTO THEFT	262	263	-1	0%
TOTAL	2,141	2,133	8	0%



**2019
ARREST COMPARISON**

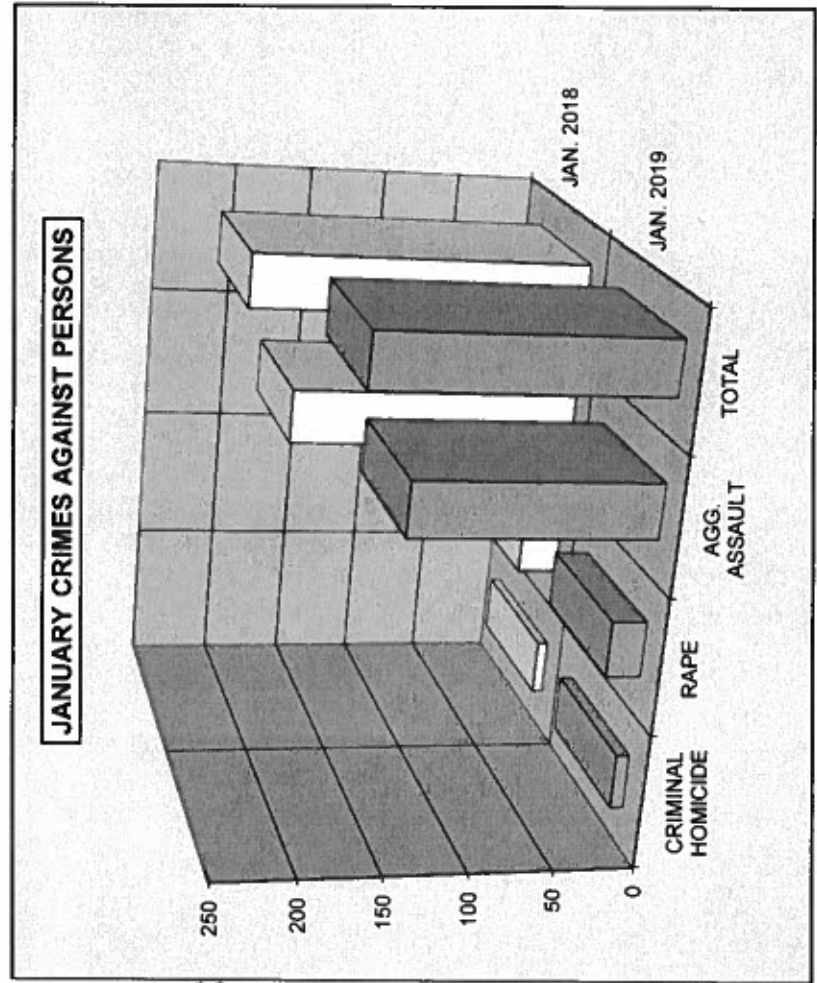
JANUARY ARREST COMPARISON					
CRIME	JAN. 2019	JAN. 2018	# DIFFERENCE	% DIFFERENCE	
CRIMINAL HOMICIDE	5	5	0	0%	
RAPE	6	1	5	500%	
ROBBERY	32	27	5	19%	
AGG. ASSAULT	69	60	9	15%	
BURGLARY	27	20	7	35%	
LARCENY	200	196	4	2%	
AUTO THEFT	28	15	13	87%	
TOTAL	367	324	43	13%	

FIRST MONTH ARREST COMPARISON					
CRIME	2019 JAN - JAN	2018 JAN - JAN	# DIFFERENCE	% DIFFERENCE	
CRIMINAL HOMICIDE	5	5	0	0%	
RAPE	6	1	5	500%	
ROBBERY	32	27	5	19%	
AGG. ASSAULT	69	60	9	15%	
BURGLARY	27	20	7	35%	
LARCENY	200	196	4	2%	
AUTO THEFT	28	15	13	87%	
TOTAL	367	324	43	13%	

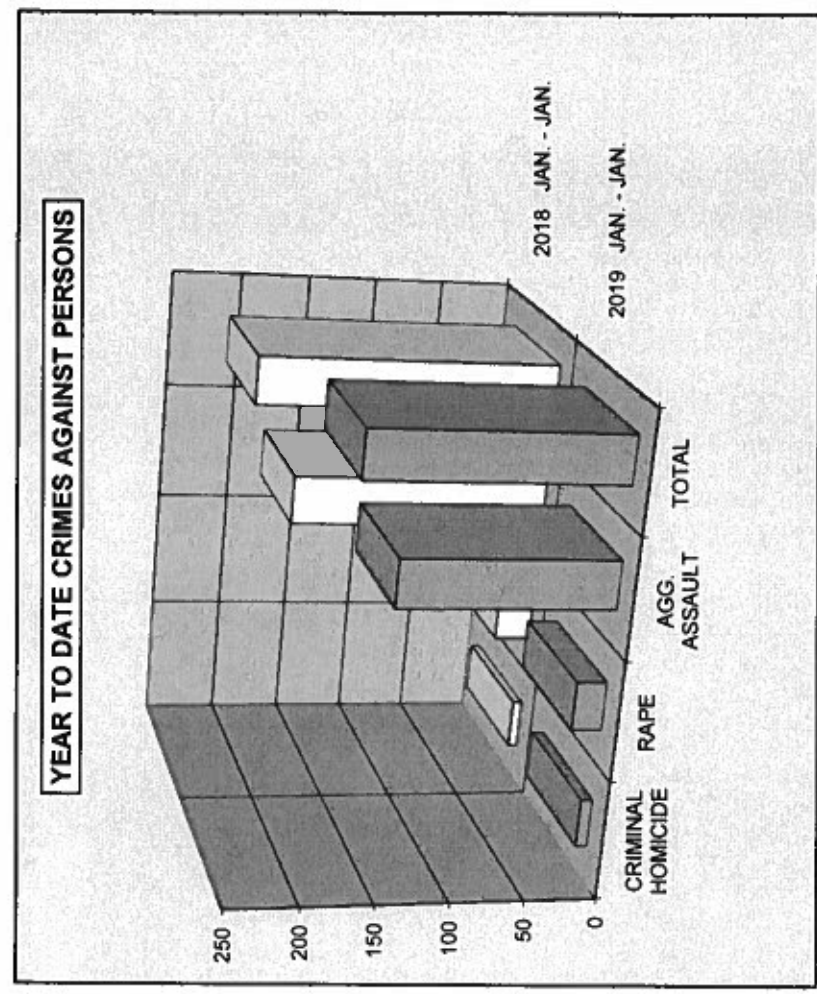


**2019
CRIME COMPARISON
CRIMES AGAINST PERSONS**

JANUARY					
CRIME	JAN 2019	JAN 2018	# DIFFERENCE	% DIFFERENCE	
CRIMINAL HOMICIDE	8	6	2	33%	
RAPE	21	25	-4	-16%	
AGG. ASSAULT	147	181	-34	-19%	
TOTAL	176	212	-36	-17%	



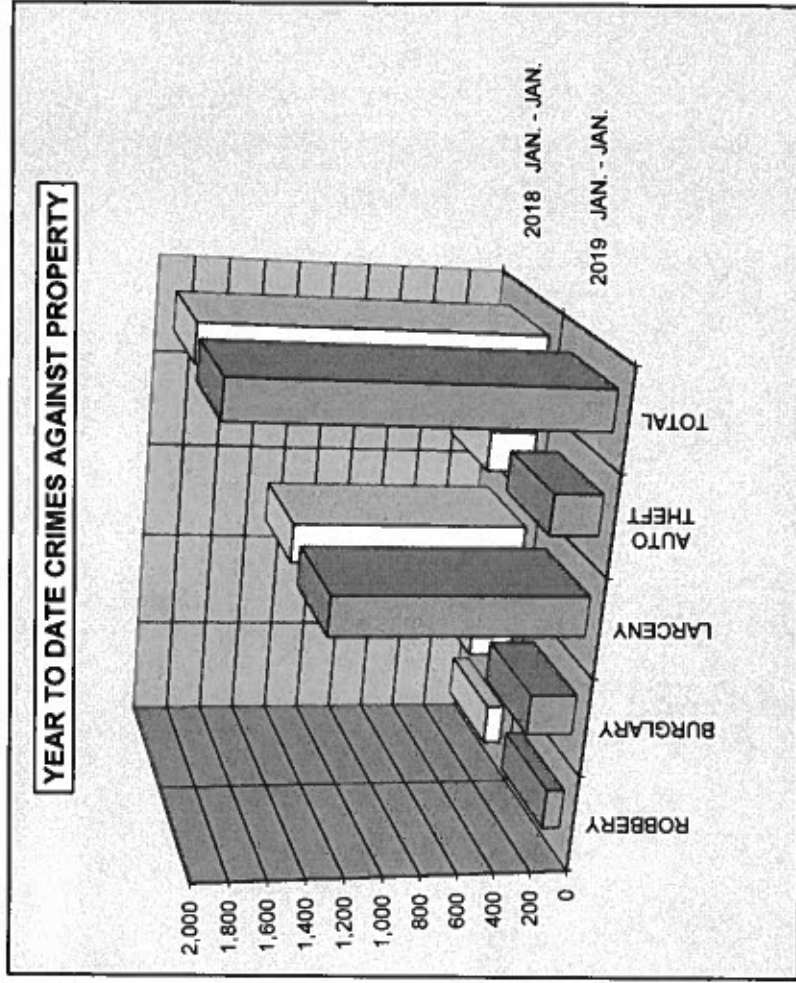
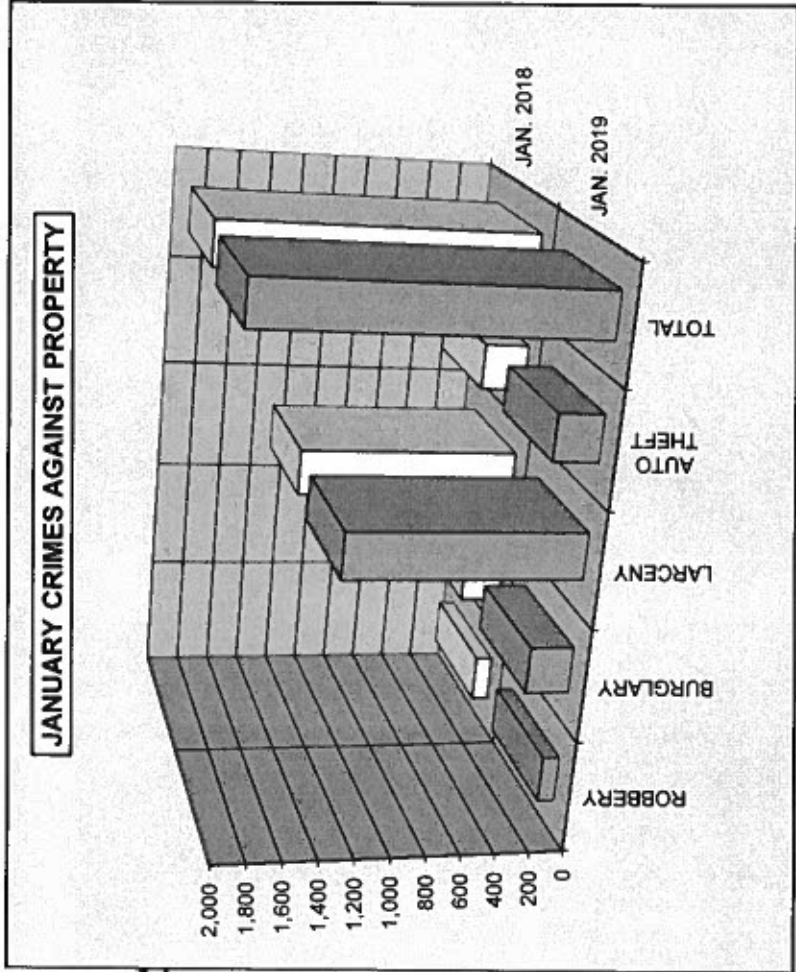
FIRST MONTH					
CRIME	2019 JAN - JAN	2018 JAN - JAN	# DIFFERENCE	% DIFFERENCE	
CRIMINAL HOMICIDE	8	6	2	33%	
RAPE	21	25	-4	-16%	
AGG. ASSAULT	147	181	-34	-19%	
TOTAL	176	212	-36	-17%	



**2019
CRIME COMPARISON
CRIMES AGAINST PROPERTY**

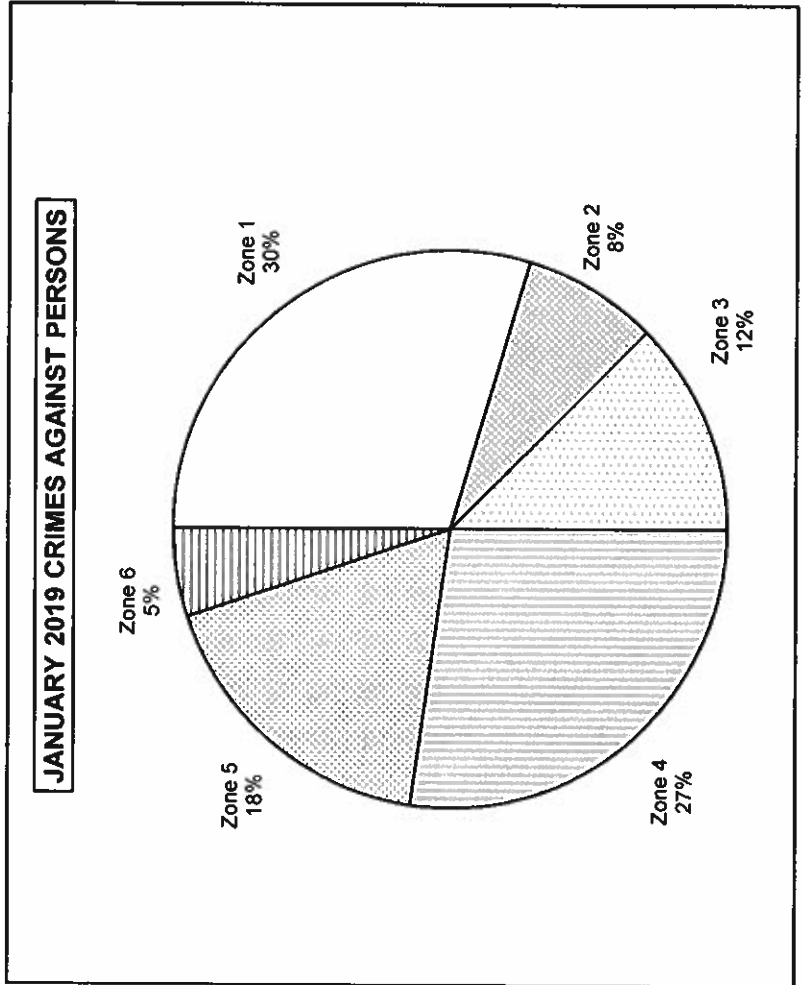
JANUARY					
CRIME	JAN 2019	JAN 2018	# DIFFERENCE	% DIFFERENCE	
ROBBERY	97	96	1	1%	
BURGLARY	250	242	8	3%	
LARCENY	1,356	1,320	36	3%	
AUTO THEFT	262	263	-1	0%	
TOTAL	1,965	1,921	44	2%	

FIRST MONTH					
CRIME	2019 JAN - JAN	2018 JAN - JAN	# DIFFERENCE	% DIFFERENCE	
ROBBERY	97	96	1	1%	
BURGLARY	250	242	8	3%	
LARCENY	1,356	1,320	36	3%	
AUTO THEFT	262	263	-1	0%	
TOTAL	1,965	1,921	44	2%	

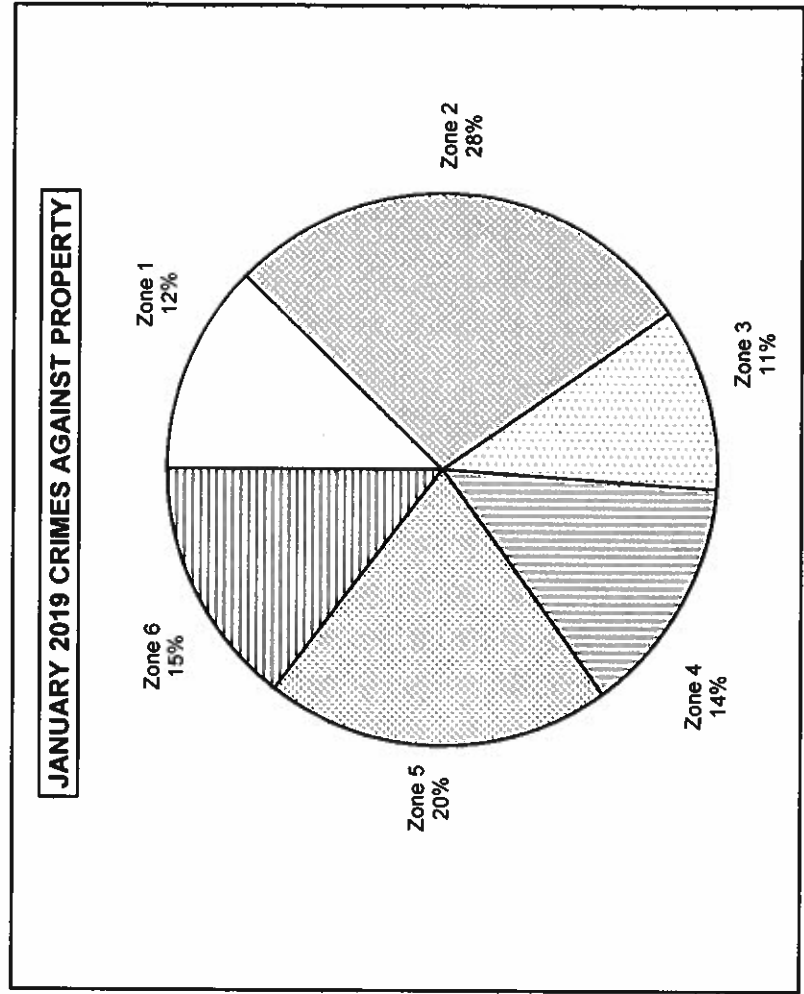


**2019
AREA BREAKDOWN
CRIMES AGAINST PERSONS AND PROPERTY**

JANUARY 2019 CRIMES AGAINST PERSONS BY ZONE						
CRIME	Zone 1	Zone 2	Zone 3	Zone 4	Zone 5	Zone 6
CRIMINAL HOMICIDE	3	0	0	4	1	0
RAPE	5	5	2	6	1	2
AGG. ASSAULT	44	9	20	38	29	7
TOTAL CRIMES AGAINST PERSONS	52	14	22	48	31	9

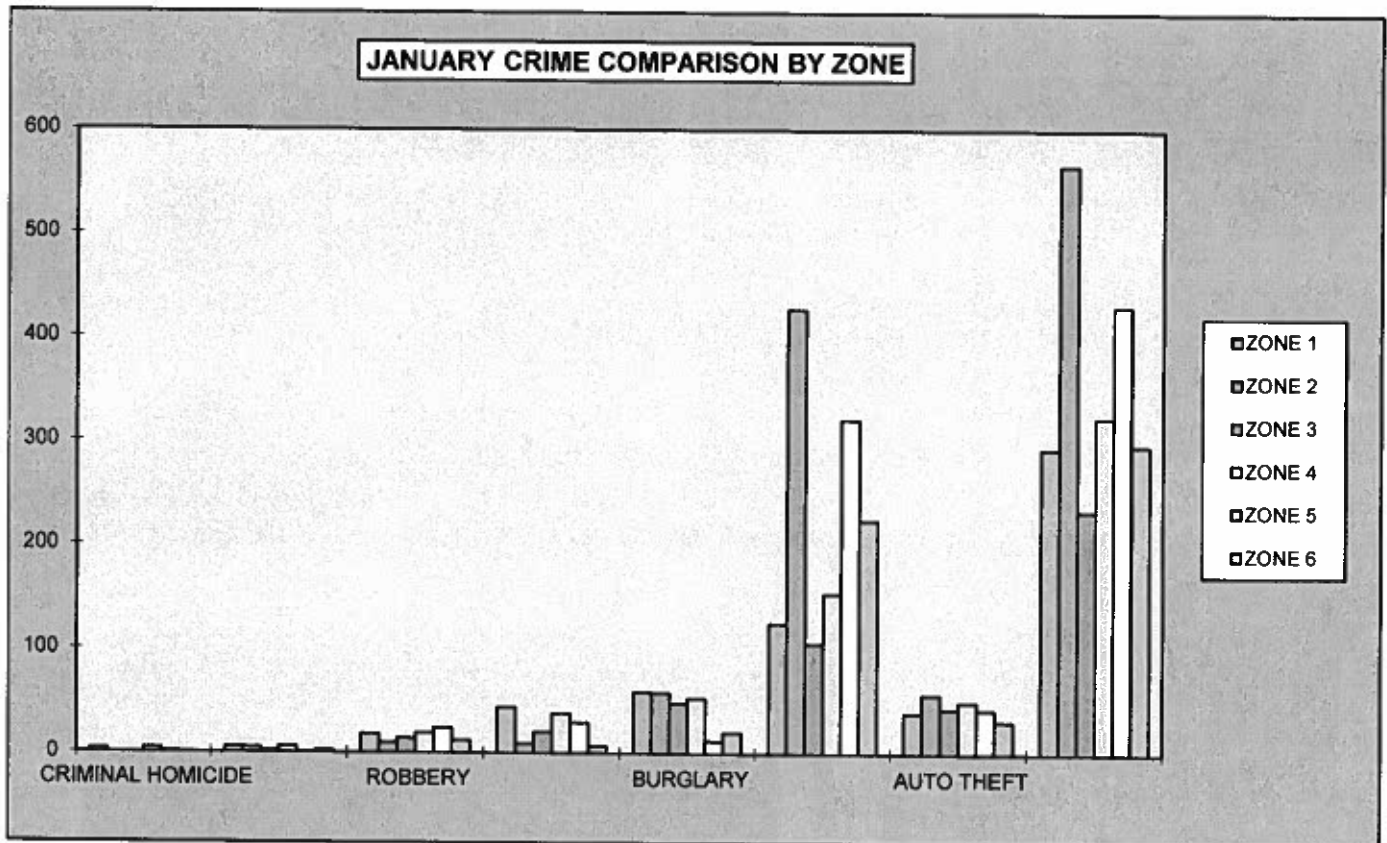


JANUARY 2019 CRIMES AGAINST PROPERTY BY ZONE						
CRIME	Zone 1	Zone 2	Zone 3	Zone 4	Zone 5	Zone 6
ROBBERY	18	10	14	19	24	12
BURGLARY	59	58	48	53	12	20
LARCENY	125	427	106	153	321	224
AUTO THEFT	39	57	43	50	42	31
TOTAL CRIMES AGAINST PROPERTY	241	552	211	275	399	287



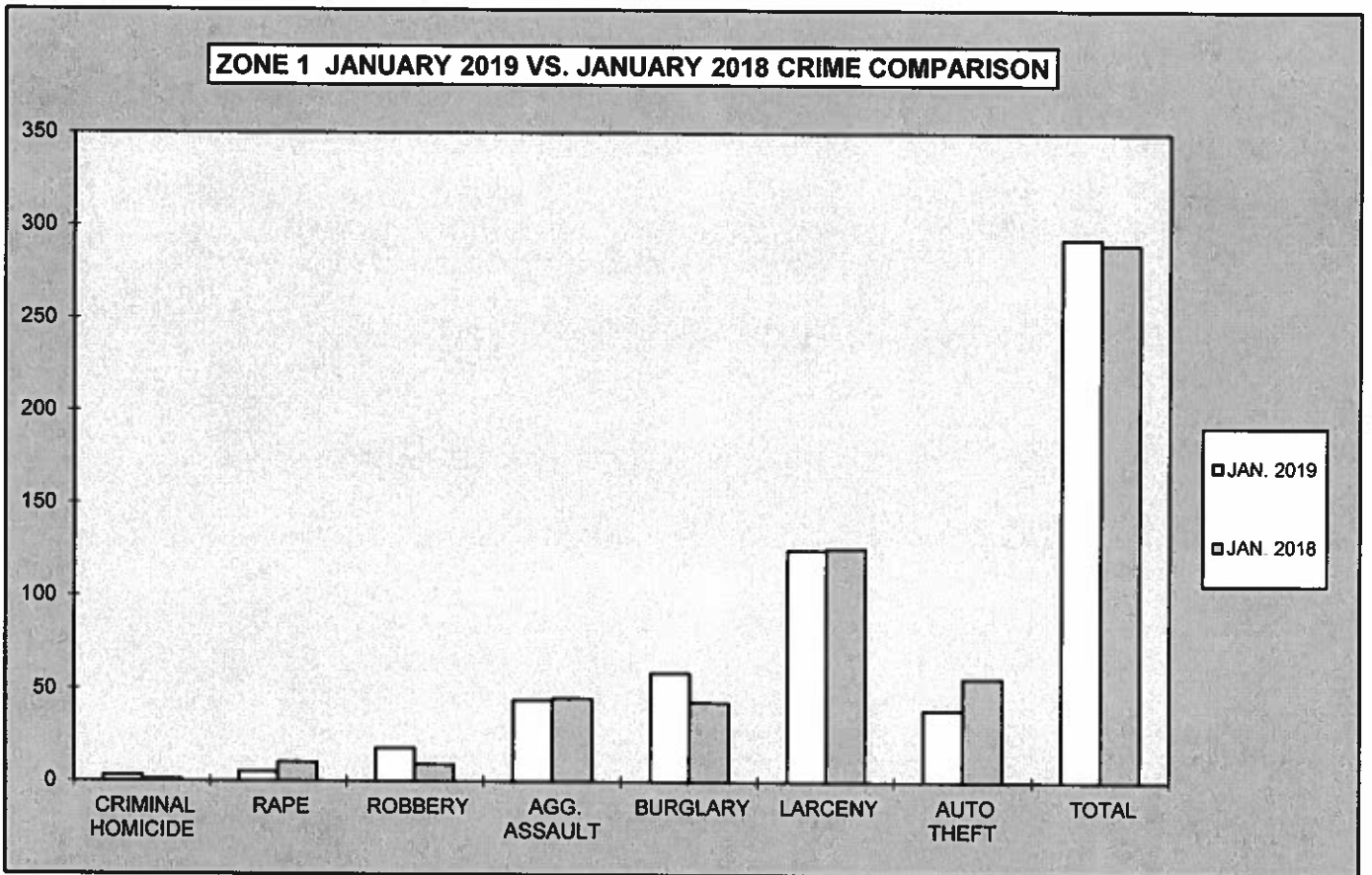
**2019
AREA BREAKDOWN**

JANUARY CRIME COMPARISON BY ZONE						
CRIME	ZONE 1	ZONE 2	ZONE 3	ZONE 4	ZONE 5	ZONE 6
CRIMINAL HOMICIDE	3	0	0	4	1	0
RAPE	5	5	2	6	1	2
ROBBERY	18	10	14	19	24	12
AGG. ASSAULT	44	9	20	38	29	7
BURGLARY	59	58	48	53	12	20
RESIDENCE	50	40	38	38	6	13
NON-RESIDENCE	9	18	10	15	6	7
LARCENY	125	427	106	153	321	224
POCKETPICKING	0	1	0	0	5	0
PURSE SNATCHING	2	2	1	5	5	1
SHOPLIFTING	31	72	12	20	25	41
FROM MOTOR VEHICLES	41	277	53	75	217	133
MOTOR VEH. PARTS/ACCESSORIES	6	11	8	13	7	5
BICYCLES	1	0	0	0	7	11
FROM BUILDINGS	21	37	9	14	34	14
FROM COIN OPERATED MACHINES	1	0	0	0	0	0
ALL OTHER	22	27	23	26	21	19
AUTO THEFT	39	57	43	50	42	31
TOTAL	293	566	233	323	430	296



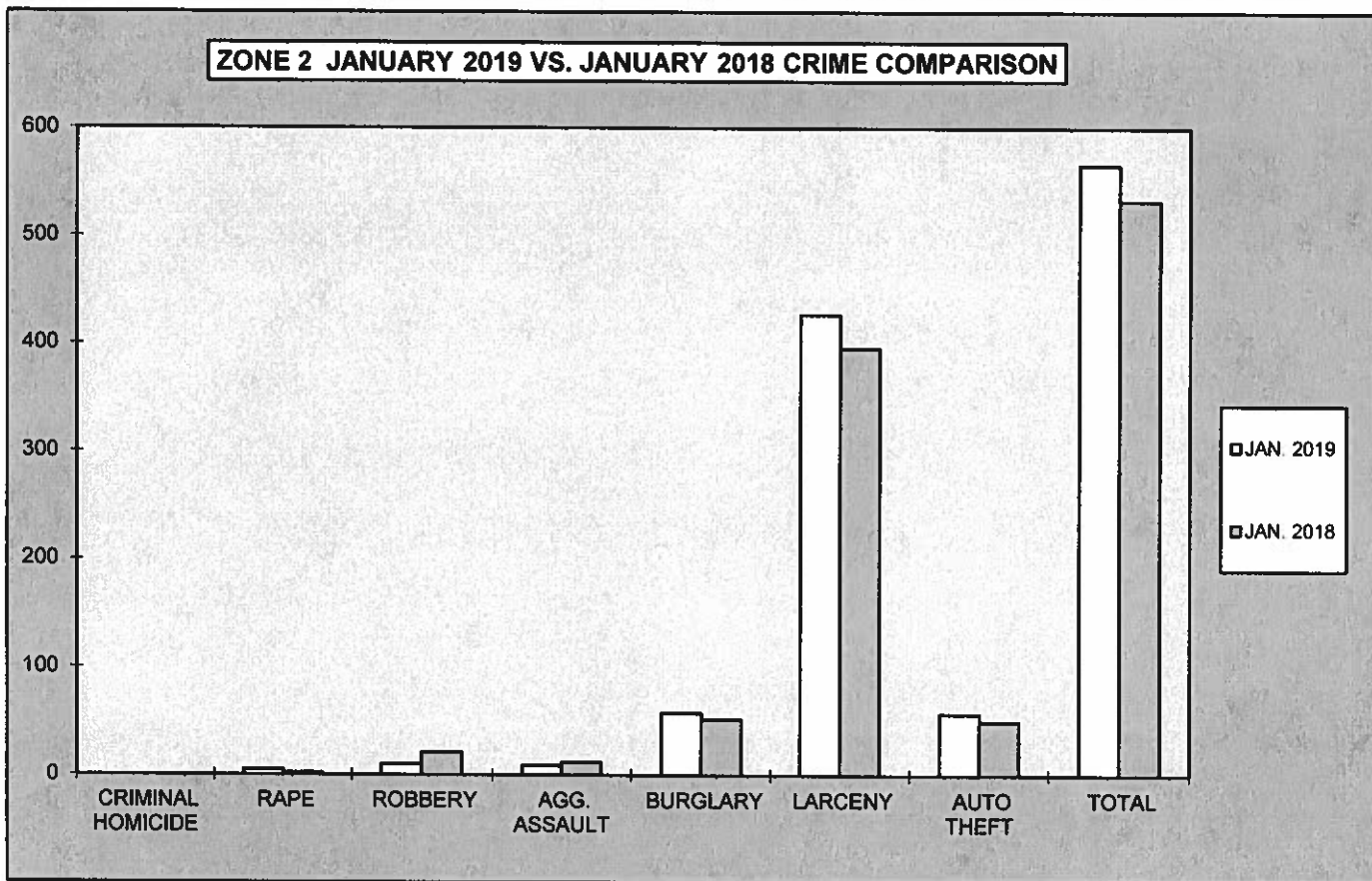
**2019
MONTHLY CRIME COMPARISON**

ZONE 1				
CRIME	JAN. 2019	JAN. 2018	# DIFFERENCE	% DIFFERENCE
CRIMINAL HOMICIDE	3	1	2	200%
RAPE	5	10	-5	-50%
ROBBERY	18	9	9	100%
AGG. ASSAULT	44	45	-1	-2%
BURGLARY	59	43	16	37%
RESIDENCE	50	41	9	22%
NON-RESIDENCE	9	2	7	350%
LARCENY	125	126	-1	-1%
POCKETPICKING	0	0	0	0%
PURSE SNATCHING	2	2	0	0%
SHOPLIFTING	31	41	-10	-24%
FROM MOTOR VEHICLES	41	41	0	0%
MOTOR VEH. PARTS/ACCESSORIES	6	13	-7	-54%
BICYCLES	1	0	1	100%
FROM BUILDINGS	21	11	10	91%
FROM COIN OPERATED MACHINES	1	2	-1	-50%
ALL OTHER	22	16	6	38%
AUTO THEFT	39	56	-17	-30%
TOTAL	293	290	3	1%



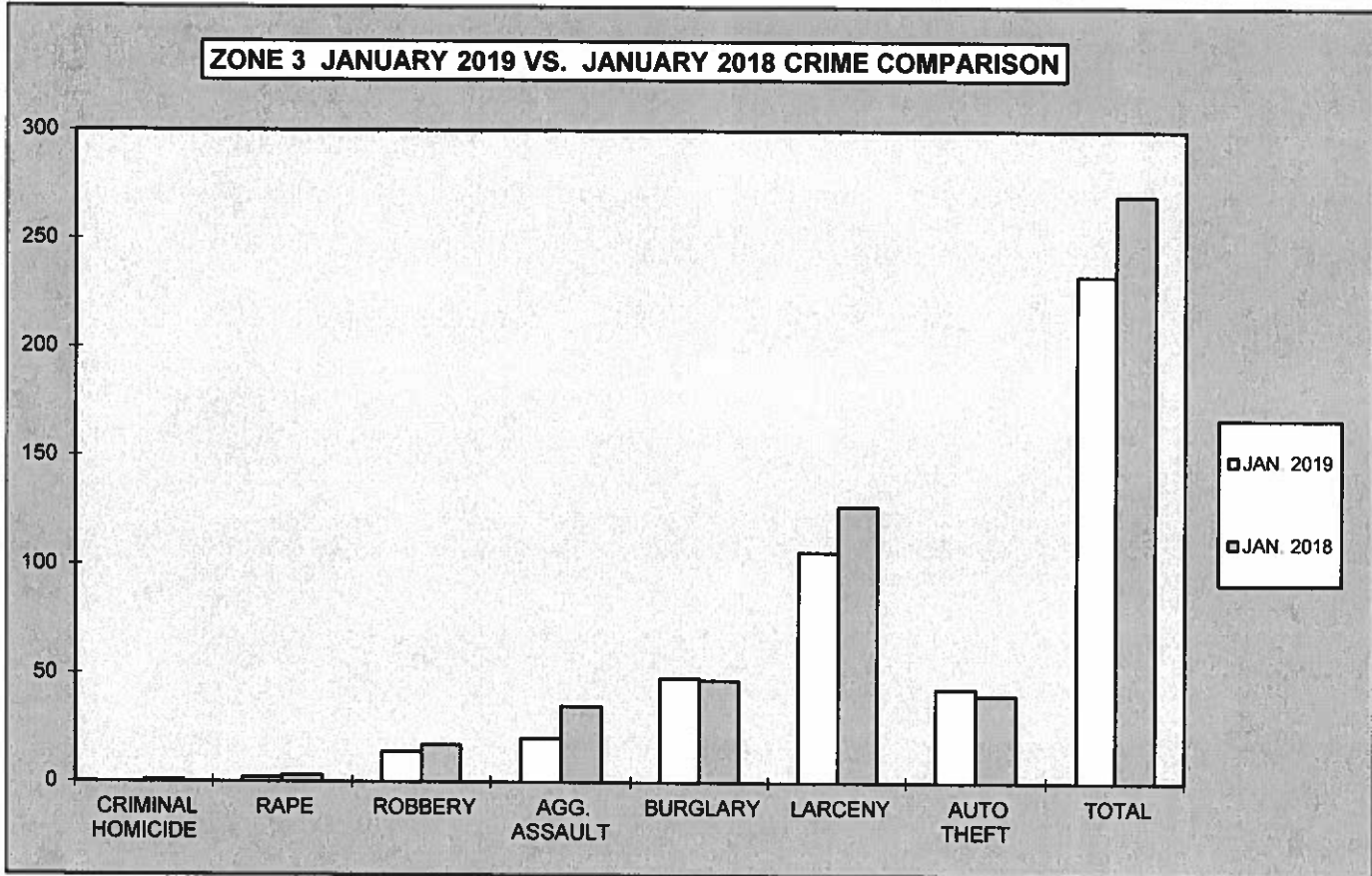
**2019
MONTHLY CRIME COMPARISON**

ZONE 2				
CRIME	JAN. 2019	JAN. 2018	# DIFFERENCE	% DIFFERENCE
CRIMINAL HOMICIDE	0	0	0	0%
RAPE	5	2	3	150%
ROBBERY	10	21	-11	-52%
AGG. ASSAULT	9	12	-3	-25%
BURGLARY	58	52	6	12%
RESIDENCE	40	33	7	21%
NON-RESIDENCE	18	19	-1	-5%
LARCENY	427	396	31	8%
POCKETPICKING	1	4	-3	-75%
PURSE SNATCHING	2	4	-2	-50%
SHOPLIFTING	72	86	-14	-16%
FROM MOTOR VEHICLES	277	222	55	25%
MOTOR VEH. PARTS/ACCESSORIES	11	17	-6	-35%
BICYCLES	0	3	-3	-100%
FROM BUILDINGS	37	19	18	95%
FROM COIN OPERATED MACHINES	0	0	0	0%
ALL OTHER	27	41	-14	-34%
AUTO THEFT	57	50	7	14%
TOTAL	566	533	33	6%



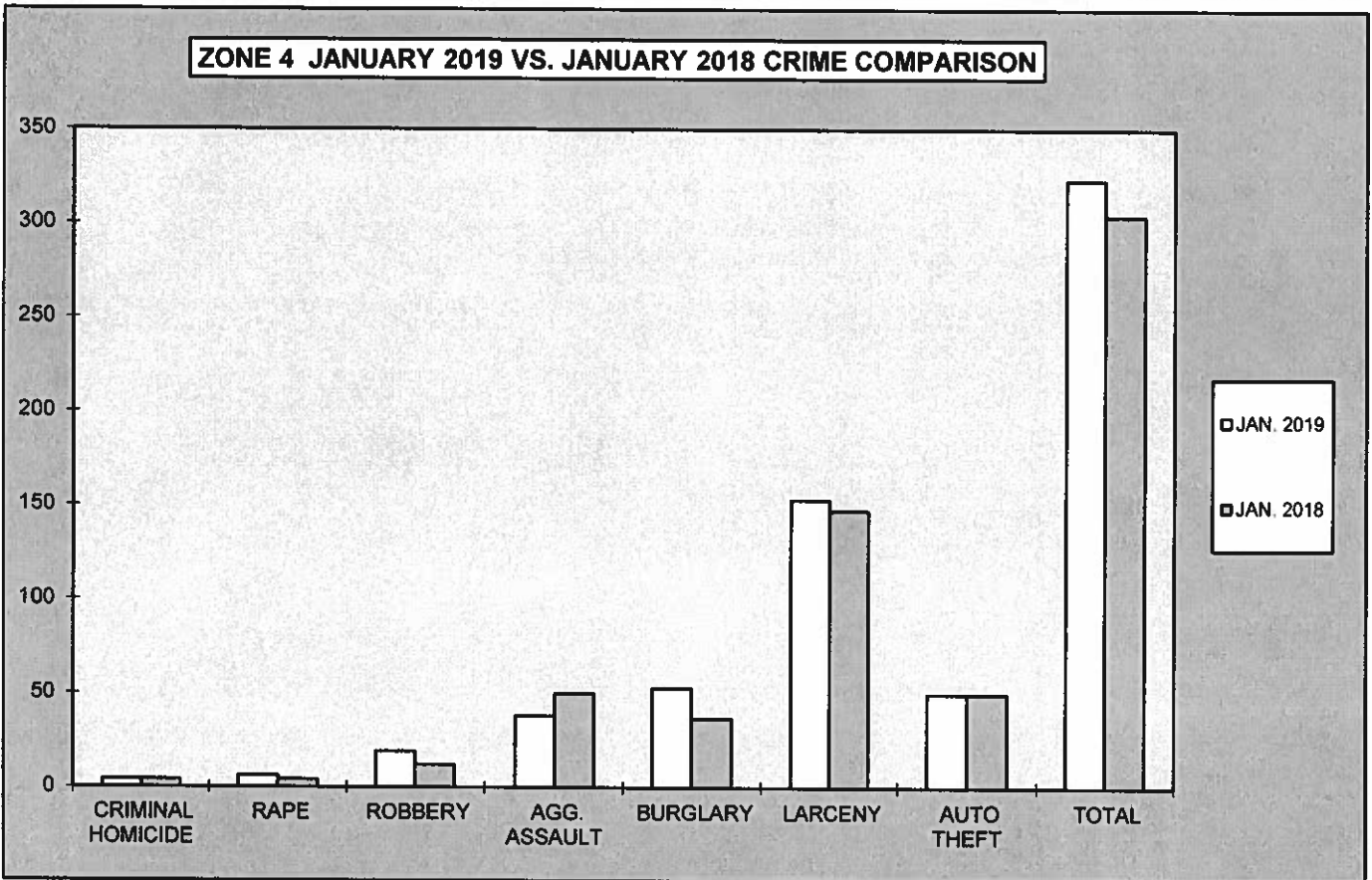
**2019
MONTHLY CRIME COMPARISON**

ZONE 3				
CRIME	JAN. 2019	JAN. 2018	# DIFFERENCE	% DIFFERENCE
CRIMINAL HOMICIDE	0	1	-1	-100%
RAPE	2	3	-1	-33%
ROBBERY	14	17	-3	-18%
AGG. ASSAULT	20	35	-15	-43%
BURGLARY	48	47	1	2%
RESIDENCE	38	36	2	6%
NON-RESIDENCE	10	11	-1	-9%
LARCENY	106	127	-21	-17%
POCKETPICKING	0	0	0	0%
PURSE SNATCHING	1	0	1	100%
SHOPLIFTING	12	11	1	9%
FROM MOTOR VEHICLES	53	69	-16	-23%
MOTOR VEH. PARTS/ACCESSORIES	8	17	-9	-53%
BICYCLES	0	1	-1	-100%
FROM BUILDINGS	9	9	0	0%
FROM COIN OPERATED MACHINES	0	0	0	0%
ALL OTHER	23	20	3	15%
AUTO THEFT	43	40	3	8%
TOTAL	233	270	-37	-14%



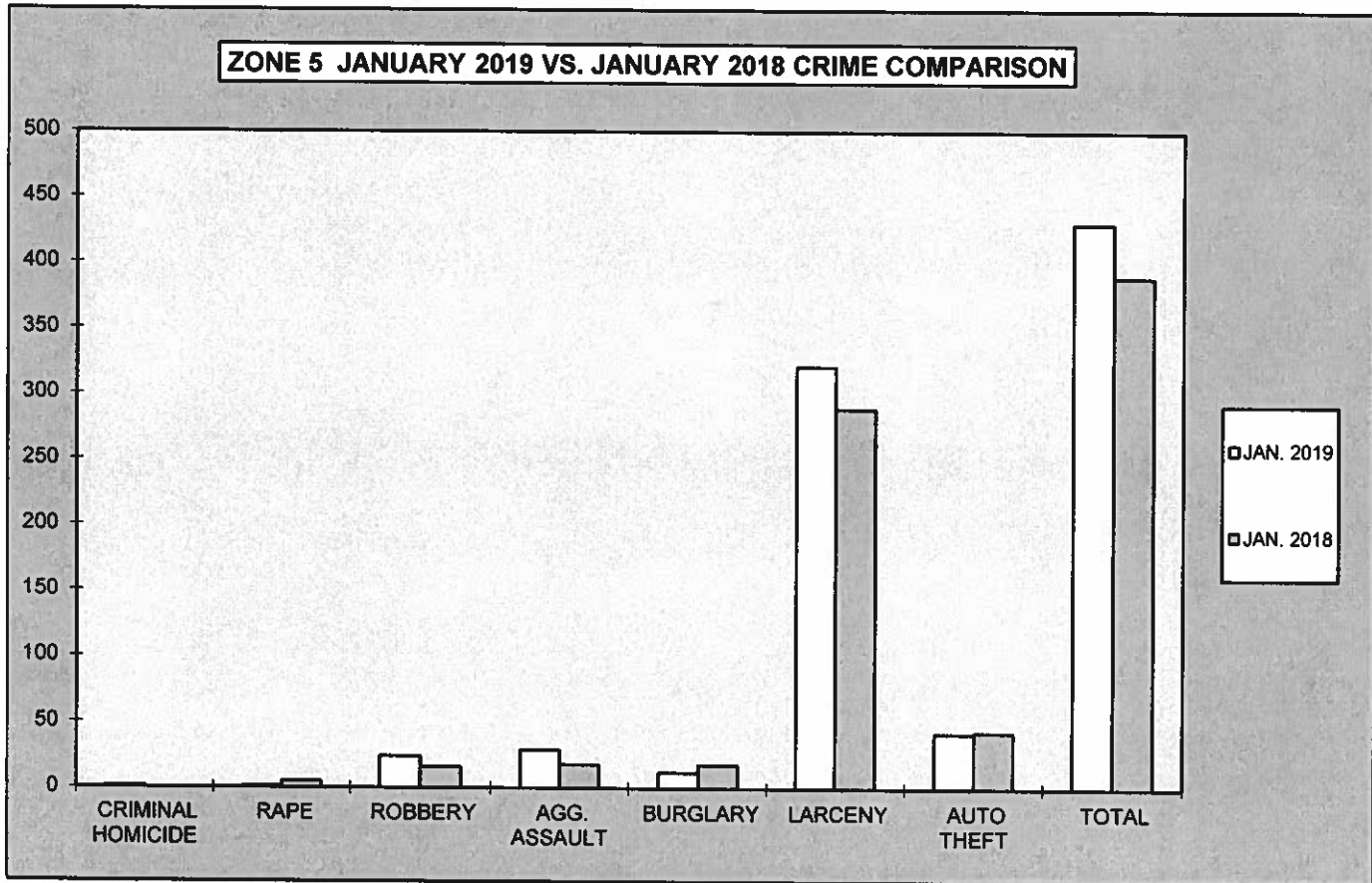
**2019
MONTHLY CRIME COMPARISON**

ZONE 4				
CRIME	JAN. 2019	JAN. 2018	# DIFFERENCE	% DIFFERENCE
CRIMINAL HOMICIDE	4	4	0	0%
RAPE	6	4	2	50%
ROBBERY	19	12	7	58%
AGG. ASSAULT	38	50	-12	-24%
BURGLARY	53	37	16	43%
RESIDENCE	38	27	11	41%
NON-RESIDENCE	15	10	5	50%
LARCENY	153	147	6	4%
POCKETPICKING	0	3	-3	-100%
PURSE SNATCHING	5	1	4	400%
SHOPLIFTING	20	26	-6	-23%
FROM MOTOR VEHICLES	75	73	2	3%
MOTOR VEH. PARTS/ACCESSORIES	13	13	0	0%
BICYCLES	0	0	0	0%
FROM BUILDINGS	14	11	3	27%
FROM COIN OPERATED MACHINES	0	0	0	0%
ALL OTHER	26	20	6	30%
AUTO THEFT	50	50	0	0%
TOTAL	323	304	19	6%



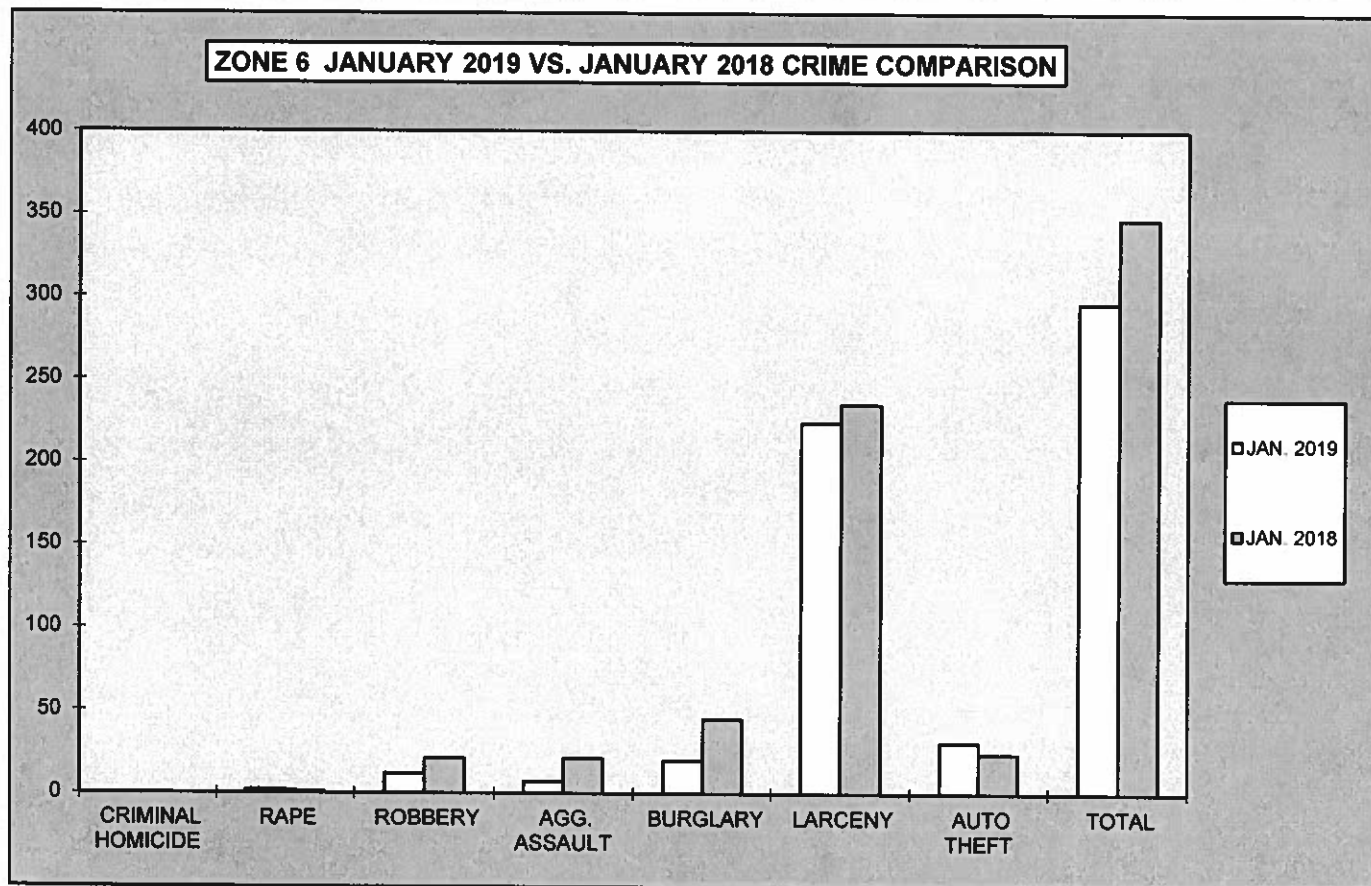
**2019
MONTHLY CRIME COMPARISON**

ZONE 5				
CRIME	JAN. 2019	JAN. 2018	# DIFFERENCE	% DIFFERENCE
CRIMINAL HOMICIDE	1	0	1	100%
RAPE	1	5	-4	-80%
ROBBERY	24	16	8	50%
AGG. ASSAULT	29	18	11	61%
BURGLARY	12	18	-6	-33%
RESIDENCE	6	8	-2	-25%
NON-RESIDENCE	6	10	-4	-40%
LARCENY	321	289	32	11%
POCKETPICKING	5	1	4	400%
PURSE SNATCHING	5	4	1	25%
SHOPLIFTING	25	18	7	39%
FROM MOTOR VEHICLES	217	202	15	7%
MOTOR VEH. PARTS/ACCESSORIES	7	7	0	0%
BICYCLES	7	2	5	250%
FROM BUILDINGS	34	32	2	6%
FROM COIN OPERATED MACHINES	0	0	0	0%
ALL OTHER	21	23	-2	-9%
AUTO THEFT	42	43	-1	-2%
TOTAL	430	389	41	11%



**2019
MONTHLY CRIME COMPARISON**

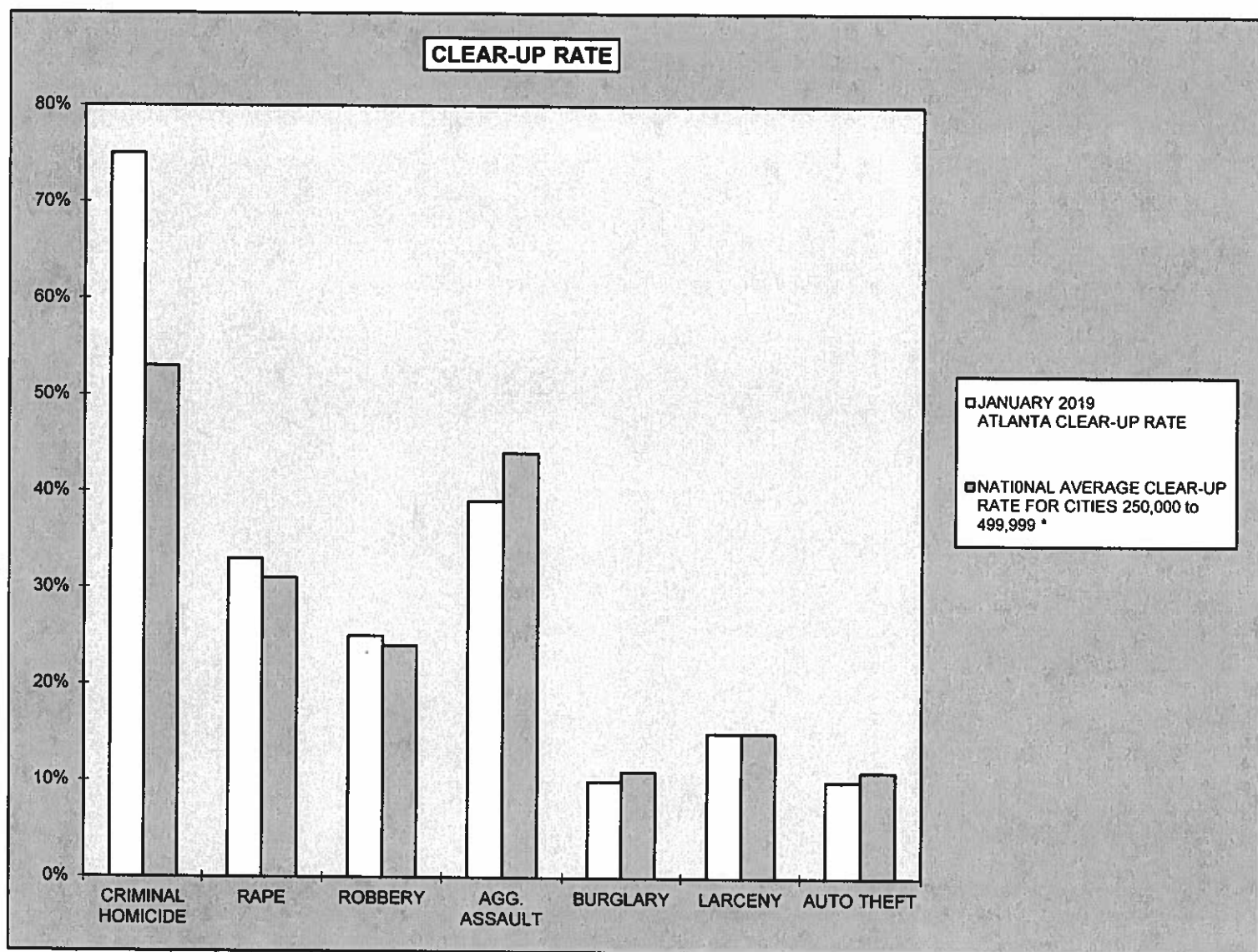
ZONE 6				
CRIME	JAN. 2019	JAN. 2018	# DIFFERENCE	% DIFFERENCE
CRIMINAL HOMICIDE	0	0	0	0%
RAPE	2	1	1	100%
ROBBERY	12	21	-9	-43%
AGG. ASSAULT	7	21	-14	-67%
BURGLARY	20	45	-25	-56%
RESIDENCE	13	37	-24	-65%
NON-RESIDENCE	7	8	-1	-13%
LARCENY	224	235	-11	-5%
POCKETPICKING	0	0	0	0%
PURSE SNATCHING	1	2	-1	-50%
SHOPLIFTING	41	36	5	14%
FROM MOTOR VEHICLES	133	145	-12	-8%
MOTOR VEH. PARTS/ACCESSORIES	5	11	-6	-55%
BICYCLES	11	8	3	38%
FROM BUILDINGS	14	11	3	27%
FROM COIN OPERATED MACHINES	0	0	0	0%
ALL OTHER	19	22	-3	-14%
AUTO THEFT	31	24	7	29%
TOTAL	296	347	-51	-15%



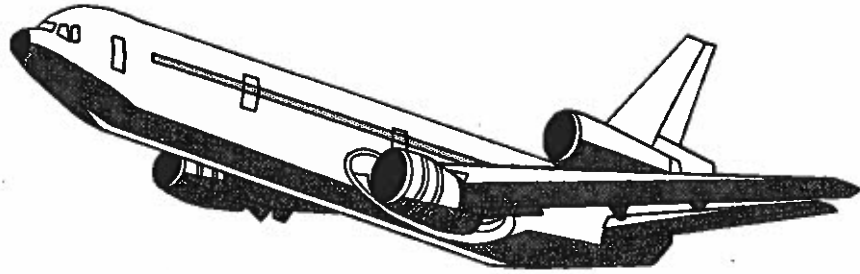
**2019
CRIME COMPARISON
CLEAR-UP RATE**

CRIME	JANUARY 2019 ATLANTA CLEAR-UP RATE	NATIONAL AVERAGE CLEAR-UP RATE FOR CITIES 250,000 to 499,999 *
CRIMINAL HOMICIDE	75%	53%
RAPE	33%	31%
ROBBERY	25%	24%
AGG. ASSAULT	39%	44%
BURGLARY	10%	11%
LARCENY	15%	15%
AUTO THEFT	10%	11%

* National Average for Cities 250,000 to 499,999 Based on Latest Annual (2017) FBI Uniform Crime Report



APD



The Atlanta Airport
UNIFORM CRIME REPORTING



JANUARY 2019

SUPPORT SERVICES DIVISION
INFORMATION SERVICES SECTION

RETURN A - MONTHLY RETURN OF OFFENSES KNOWN TO THE POLICE

1-720b (Rev. 8-30-94)
OMB No. 1110-0001

This report is authorized by law Title 28, Section 534, U. S. Code. While you are not required to respond, your cooperation in forwarding this report by the 7th day after the close of the month to Uniform Crime Reports, Federal Bureau of Investigation, Washington, D.C. 20535, will assist in compiling comprehensive, accurate national crime figures on a timely basis.

1		2	3	4	5	6
CLASSIFICATION OF OFFENSES		OFFENSES REPORTED OR KNOWN TO POLICE (INCLUDE "UNFOUNDED" AND ATTEMPTS)	UNFOUNDED, I.E., FALSE OR BASELESS COMPLAINTS	NUMBER OF ACTUAL OFFENSES (COLUMN 2 MINUS COLUMN 3) INCLUDE ATTEMPTS	TOTAL OFFENSES CLEARED BY ARREST OR EXCEPTIONAL MEANS (INCLUDES COL. 6)	NUMBER OF CLEARANCES INVOLVING ONLY PERSONS UNDER 18 YEARS OF AGE
1. CRIMINAL HOMICIDE						
a. MURDER AND NONNEGLIGENT HOMICIDE	11	0	0	0	0	0
b. MANSLAUGHTER BY NEGLIGENCE	12					
2. FORCIBLE RAPE TOTAL	20	1	0	1	0	0
a. Rape by Force	21	1	0	1	0	0
b. Attempts to commit Forcible Rape	22	0	0	0	0	0
3. ROBBERY TOTAL	30	0	0	0	0	0
a. Firearm	31	0	0	0	0	0
b. Knife or Cutting Instrument	32	0	0	0	0	0
c. Other Dangerous Weapon	33	0	0	0	0	0
d. Strong-Arm (Hands, Fists, Feet, etc.)	34	0	0	0	0	0
4. ASSAULT TOTAL	40	3	0	3	2	0
a. Firearm	41	0	0	0	0	0
b. Knife or cutting instrument	42	0	0	0	0	0
c. Other Dangerous Weapon	43	0	0	0	0	0
d. Strong-Arm	44	0	0	0	0	0
e. Other Assaults - Simple, Not Aggravated	45	3	0	3	2	0
5. BURGLARY TOTAL	50	0	0	0	0	0
a. Forcible Entry	51	0	0	0	0	0
b. Unlawful Entry - No Force	52	0	0	0	0	0
c. Attempted Forcible Entry	53	0	0	0	0	0
6. LARCENY THEFT TOTAL (except Motor Vehicle Theft)	60	17	0	17	4	0
7. MOTOR VEHICLE THEFT TOTAL	70	5	0	5	0	0
a. Autos	71	5	0	5	0	0
b. Trucks and Buses	72	0	0	0	0	0
c. Other Vehicles	73	0	0	0	0	0
GRAND TOTAL	77	26	0	26	6	0

CHECKING ANY OF THE APPROPRIATE BLOCKS BELOW WILL ELIMINATE YOUR NEED TO SUBMIT REPORTS WHEN THE VALUES ARE ZERO. THIS WILL ALSO AID THE NATIONAL PROGRAM IN ITS QUALITY CONTROL EFFORTS.

- NO SUPPLEMENTARY HOMICIDE REPORT SUBMITTED SINCE NO MURDERS, JUSTIFIABLE HOMICIDES, OR MANSLAUGHTER BY NEGLIGENCE OCCURRED IN THIS JURISDICTION DURING THE MONTH.
- NO SUPPLEMENT TO RETURN A REPORT SINCE NO CRIME OFFENSES OR RECOVERY OF PROPERTY REPORTED DURING THE MONTH.
- NO LAW ENFORCEMENT OFFICERS KILLED OR ASSAULTED REPORT SINCE NONE OF THE OFFICERS WERE ASSAULTED OR KILLED DURING THE MONTH.

- NO AGE, SEX, AND RACE OF PERSONS ARRESTED UNDER 18 YEARS OF AGE REPORT SINCE NO ARRESTS OF PERSONS WITHIN THIS AGE GROUP.
- NO AGE, SEX, AND RACE OF PERSONS ARRESTED 18 YEARS OF AGE AND OVER REPORT SINCE NO ARRESTS OF PERSONS WITHIN THIS AGE GROUP.
- NO MONTHLY RETURN OF ARSON OFFENSES KNOWN TO LAW ENFORCEMENT REPORT SINCE NO ARSONS OCCURRED.

DO NOT USE THIS SPACE	
	INITIALS
RECORDED	
EDITED	
ENTERED	
ADJUSTED	
UNFILED	

* TOTALS INCLUDE PREVIOUS OFFENSES

JANUARY 2019

Month and Year of Report

GA 060240X

Agency Identifier

FEBRUARY 20, 2019

Date

ATLANTA AIRPORT POLICE - GEORGIA

Agency and State

Prepared By: [Signature] **LIEUTENANT**
Title
[Signature] **CHIEF**
Chief, Commissioner, Sheriff, or Superintendent

PROPERTY STOLEN BY CLASSIFICATION

CLASSIFICATION	Number of Actual (Column 4)	Offenses Return A)	Monetary Value of Property Stolen
1 MURDER AND NONNEGLIGENT MANSLAUGHTER	12	0	0.00
2 FORCIBLE RAPE	20	1	0.00
3 ROBBERY			
(a) HIGHWAY (streets, alleys, etc.)	31	0	0.00
(b) COMMERCIAL HOUSE (except c, d, and f)	32	0	0.00
(c) GAS OR SERVICE STATION	33	0	0.00
(d) CONVENIENCE STORE	34	0	0.00
(e) RESIDENCE (anywhere on premises)	35	0	0.00
(f) BANK	36	0	0.00
(g) MISCELLANEOUS	37	0	0.00
TOTAL ROBBERY	30	0	\$ 0.00
5 BURGLARY - BREAKING OR ENTERING			
(a) RESIDENCE (dwelling)			
(1) NIGHT (6 p.m. - 6 a.m.)	51	0	0.00
(2) DAY (6 a.m. - 6 p.m.)	52	0	0.00
(3) UNKNOWN	53	0	0.00
(b) NON-RESIDENCE (store, office, etc.)			
(1) NIGHT (6 p.m. - 6 a.m.)	54	0	0.00
(2) DAY (6 a.m. - 6 p.m.)	55	0	0.00
(3) UNKNOWN	56	0	0.00
TOTAL BURGLARY	50	0	\$ 0.00
6 LARCENY - THEFT (Except Motor Vehicle Theft)			
(a) \$200 AND OVER	61	10	10,152.00
(b) \$50 TO \$200	62	1	125.00
(c) UNDER \$50	63	6	27.00
TOTAL LARCENY (Same as Item 6X)	60	17	\$ 10,304.00
7 MOTOR VEHICLE THEFT (Include Alleged Joy Ride)	70	5	\$ 30,003.00
GRAND TOTAL - ALL ITEMS	77		\$ 40,307.00
ADDITIONAL ANALYSIS OF LARCENY AND MOTOR VEHICLE THEFT			
6X. NATURE OF LARCENIES UNDER ITEM 6			
(a) POCKET-PICKING	81	1	24.00
(b) PURSE-SNATCHING	82	0	0.00
(c) SHOPLIFTING	83	0	0.00
(d) FROM MOTOR VEHICLES (except e)	84	3	950.00
(e) MOTOR VEHICLE PARTS AND ACCESSORIES	85	1	1.00
(f) BICYCLES	86	0	0.00
(g) FROM BUILDING (except c and h)	87	2	2,100.00
(h) FROM ANY COIN-OPERATED MACHINES (parking meters, etc.)	88	0	0.00
(i) ALL OTHER	89	10	7,229.00
TOTAL LARCENIES (Same as Item 6)	80	17	\$ 10,304.00
7X. MOTOR VEHICLES RECOVERED			
(a) STOLEN LOCALLY AND RECOVERED LOCALLY	91	2	
(b) STOLEN LOCALLY AND RECOVERED BY OTHER JURISDICTIONS	92	0	
(c) TOTAL LOCALLY STOLEN MOTOR VEHICLES RECOVERED (a & b)	93	2	
(d) STOLEN IN OTHER JURISDICTIONS AND RECOVERED LOCALLY	90	1	

SUPPLEMENT TO RETURN A
MONTHLY RETURN OF OFFENSES KNOWN TO THE POLICE

1-706 (Rev. 8-30-94)
Form Approved
OMB No. 1110-0007

This report is authorized by law, Title 28, Section 534, U. S. Code. While you are not required to respond, your cooperation in submitting this report with the Return A will assist the FBI in compiling comprehensive, accurate figures on a timely basis.

This form deals with the nature of crime and the monetary value of property stolen and recovered. The total offenses recorded on the form should be the same as the number of actual offenses listed in Column 4 of the Return A for each crime class. Include attempted crimes on this form, but do not include unfounded offenses. If you cannot complete the report in all areas, please record as much information as is available. Tally sheets will be sent upon request.


PROPERTY BY TYPE AND VALUE


Type of Property (1)	Data Entry	Monetary Value of Property Stolen in Your Jurisdiction	
		Stolen (2)	Recovered (3)
(A) Currency, Notes, Etc.	01	\$ 0.00	\$ 0.00
(B) Jewelry and Precious Metals	02	258.00	0.00
(C) Clothing and Furs	03	2,100.00	0.00
(D) Locally Stolen Motor Vehicles	04	30,003.00	2.00
(E) Office Equipment	05	0.00	0.00
(F) Televisions, Radios, Stereos, Etc.	06	3,451.00	0.00
(G) Firearms	07	950.00	0.00
(H) Household Goods	08	0.00	0.00
(I) Consumable Goods	09	0.00	0.00
(J) Livestock	10	0.00	0.00
(K) Miscellaneous	11	3,545.00	0.00
TOTAL	00	\$ 40,307.00	\$ 2.00

The total of this column should agree with the Grand Total (DATA ENTRY 77) shown on page 2.

Include in this column all property recovered even though stolen in prior months. The above is an accounting for only that property stolen in your jurisdiction. This will include property recovered for you by other jurisdictions, but not property you recover for them.

FEBRUARY 21, 2019
DATE

 LIEUTENANT
PREPARED BY TITLE

 CHIEF
CHIEF, COMMISSIONER, SHERIFF OR SUPERINTENDENT

JANUARY 2019
Month and Year of Report

GA 060240X
Agency Identifier

ATLANTA AIRPORT POLICE - GEORGIA
Agency and State

AGENCY IDENTIFIER GA 060240X REPORTING PERIOD JANUARY 2019

AGENCY NAME ATLANTA AIRPORT POLICE

POLICE DISPOSITION OF JUVENILES

-Not to include neglect or traffic cases-

- 1. Handled within Department and released.
(Warning, released to parents, etc.) _____
- 2. Referred to juvenile court or probation department. _____ **3**
- 3. Referred to welfare agency. _____
- 4. Referred to other police agency. _____
- 5. Referred to criminal or adult court. _____
- TOTAL _____ **3**

FEBRUARY 20, 2019
DATE

[Signature] LIEUTENANT
PREPARED BY TITLE
[Signature] CHIEF
APPROVED BY TITLE

GCIC USE ONLY	
Recorded	_____
Reviewed	_____
Punched	_____
Verified	_____

RETURN TO
Georgia Crime Information Center/Uniform Crime Reporting
P. O. Box 1456
Atlanta, Georgia 30301

Return on or before the 7th of the following month.

GCIC/UCR-012 (9/74)

ATLANTA AIRPORT POLICE
AGE, SEX, AND RACE OF PERSONS ARRESTED
17 YEARS OF AGE AND OVER

MONTH JANUARY

YEAR 2019

CLASSIFICATION OF OFFENSES	SEX	AGE OF PERSON ARRESTED													TOTAL	RACE					ETHNIC								
		17	18	19	20	21	22	23	24	30	35	40	45	50		55	60	65	White	Black	Native Amer.	Asian/Pacific	Whi. Hispanic	Blck Hispanic					
		29	34	39	44	49	54	59	64	UP																			
Murder/Nonnegligent Manslaughter	M																												
	F																												
Manslaughter by Negligence	M																												
	F																												
Forcible Rape	M																												
	F																												
Robbery	M																												
	F																												
Aggravated Assault	M																												
	F																												
Burglary - Breaking or Entering	M																												
	F																												
Larceny - Theft (except Motor Vehicle Theft)	M				2																								
	F									1																			
Motor Vehicle Theft	M																												
	F																												
Other Assaults	M							1																					
	F																												
Arson	M																												
	F																												
Forgery and Counterfeiting	M																												
	F																												
Fraud	M									1																			
	F																												
Embezzlement	M																												
	F																												
Stolen Property: Buying, Receiving, Possessing	M																												
	F																												
Vandalism	M																												
	F																												
Weapons	M																												
	F																												
TOTAL																													

ATLANTA AIRPORT POLICE
AGE, SEX, AND RACE OF PERSONS ARRESTED
17 YEARS OF AGE AND OVER

CLASSIFICATION OF OFFENSES	SEX	AGE OF PERSON ARRESTED														RACE					TOTAL					
		17	18	19	20	21	22	23	24	30	35	40	45	50	55	60	65	White	Black	Native Amer.		Asian/Pacific	Whl. Hispanic	Blk Hispanic		
									29	34	39	44	49	54	59	64	UP									
16 Prostitution and Commercialized Vice	M																									
	F																									
17 Sex Offenses (except Rape and Prostitution)	M																									
	F																									
18 Drug Abuse Violations Grand Total	M	0	0	0	1	1	1	1	1	0	0	0	0	0	0	0	0	0	0	0	0	0	0	0	0	0
	F	0	0	0	0	0	0	0	0	0	0	0	0	0	0	0	0	0	0	0	0	0	0	0	0	0
180 (1) Sale/Manufacturing Subtotal	M	0	0	0	0	1	0	0	1	0	0	0	0	0	0	0	0	0	0	0	0	0	0	0	0	0
	F	0	0	0	0	0	0	0	0	0	0	0	0	0	0	0	0	0	0	0	0	0	0	0	0	0
a Opium or Cocaine and their derivatives	M																									
	F																									
b Marijuana	M					1											1									
	F																									
c Synthetic Narcotics	M																									
	F																									
d Other Dangerous Non-Narcotic Drugs	M																									
	F																									
185 (2) Possession Subtotal	M	0	0	0	1	0	1	1	1	0	0	0	0	0	0	0	0	0	0	0	0	0	0	0	0	0
	F	0	0	0	0	0	0	0	0	0	0	0	0	0	0	0	0	0	0	0	0	0	0	0	0	0
e Opium or Cocaine and their derivatives	M																									
	F																									
f Marijuana	M				1					1																
	F																									
g Synthetic Narcotics	M																									
	F																									
h Other Dangerous Non-Narcotic Drugs	M																									
	F																									
19 Gambling Total	M	0	0	0	0	0	0	0	0	0	0	0	0	0	0	0	0	0	0	0	0	0	0	0	0	0
	F	0	0	0	0	0	0	0	0	0	0	0	0	0	0	0	0	0	0	0	0	0	0	0	0	0
Bookmaking	M																									
	F																									
Numbers and Lottery	M																									
	F																									

ATLANTA AIRPORT POLICE
AGE, SEX, AND RACE OF PERSONS ARRESTED
17 YEARS OF AGE AND OVER

CLASSIFICATION OF OFFENSES	SEX	AGE OF PERSON ARRESTED											TOTAL	RACE					ETHNIC							
		17	18	19	20	21	22	23	24	30	35	40		45	50	55	60	65 UP		White	Black	Native Amer.	Asian/Pacific	Whi. Hispanic	Bkck Hispanic	
All Other Gambling	M																									
	F																									
Offenses Against Family And Children	M																									
	F																									
Driving Under the Influence	M																									
	F																									
Liquor Laws	M																									
	F																									
Drunkenness	M																									
	F																									
Disorderly Conduct	M										1															
	F									1		1														
Vagrancy	M																									
	F																									
All Other Offenses (except Traffic)	M								3	3	2	15	16	22	19	17	24	22	13	9	165					
	F								4	7	4	7	8	5	2	5	1				36	32	167	2		
Suspicion	M																									
	F																									
TOTAL		0	0	0	1	6	5	4	23	24	35	24	26	27	28	15	10	228	39	187	0	2	0	0	0	

-982-

JANUARY 2019
Month and Year of Report

GA 060240X
Agency Identifier

FEBRUARY 21, 2019
Date

Prepared By  Title LIEUTENANT

ATLANTA AIRPORT POLICE - GEORGIA
Agency and State


Chief, Commissioner, Sheriff or Superintendent Title CHIEF

ATLANTA AIRPORT POLICE
AGE, SEX, AND RACE OF PERSONS ARRESTED
16 YEARS OF AGE AND UNDER

MONTH JANUARY

YEAR 2019

CLASSIFICATION OF OFFENSES	SEX	AGE					TOTAL	RACE					ETHNIC				
		0 9	10 12	13 14	15	16		White	Black	Native Amer.	Asian/Pacific	Whl. Hispanic	Bick Hispanic				
Murder/Nonnegligent Manslaughter	M						0										
	F						0										
Manslaughter by Negligence	M						0										
	F						0										
Forcible Rape	M						0										
	F						0										
Robbery	M						0										
	F						0										
Aggravated Assault	M						0										
	F						0										
Burglary- Breaking or Entering	M						0										
	F						0										
Larceny - Theft (except Motor Vehicle Theft)	M						0										
	F						0										
Motor Vehicle Theft	M						0										
	F						0										
Other Assaults	M						0										
	F						0										
Arson	M						0										
	F						0										
Forgery and Counterfeiting	M						0										
	F						0										
Fraud	M						0										
	F						0										
Embezzlement	M						0										
	F						0										
Stolen Property; Buying, Receiving, Possessing	M						0										
	F						0										
Vandalism	M						0										
	F						0										
Weapons	M				2	1	3										
	F						0										
Prostitution and Commercialized Vice	M						0										
	F						0										

ATLANTA AIRPORT POLICE
 AGE, SEX, AND RACE OF PERSONS ARRESTED
 16 YEARS OF AGE AND UNDER

MONTH JANUARY

YEAR 2019

CLASSIFICATION OF OFFENSES	SEX	AGE					TOTAL	RACE					ETHNIC			
		0 9	10 12	13 14	15	16		White	Black	Native Amer.	Asian/Pacific	Whi. Hispanic	Blck Hispanic			
17 Sex Offenses (except Rape and Prostitution)	M						0									
	F						0									
18 Drug Abuse Violations	M	0	0	0	0	0	0	0	0	0	0	0	0	0	0	0
	F	0	0	0	0	0	0	0	0	0	0	0	0	0	0	0
180 (1) Sale/Manufacturing Subtotal	M	0	0	0	0	0	0	0	0	0	0	0	0	0	0	0
	F	0	0	0	0	0	0	0	0	0	0	0	0	0	0	0
a Opium or Cocaine and their Derivatives	M						0									
	F						0									
b Marijuana	M						0									
	F						0									
c Synthetic Narcotics	M						0									
	F						0									
d Other Dangerous Non-Narcotic Drugs	M						0									
	F						0									
185 (2) Possession Subtotal	M	0	0	0	0	0	0	0	0	0	0	0	0	0	0	0
	F	0	0	0	0	0	0	0	0	0	0	0	0	0	0	0
e Opium or Cocaine and their Derivatives	M						0									
	F						0									
f Marijuana	M						0									
	F						0									
g Synthetic Narcotics	M						0									
	F						0									
h Other Dangerous Non-Narcotic Drugs	M						0									
	F						0									
19 Gambling Total	M	0	0	0	0	0	0	0	0	0	0	0	0	0	0	0
	F	0	0	0	0	0	0	0	0	0	0	0	0	0	0	0
a Bookmaking	M						0									
	F						0									
b Numbers and Lottery	M						0									
	F						0									
c All Other Gambling	M						0									
	F						0									
20 Offenses Against Family and Children	M						0									
	F						0									

**ATLANTA AIRPORT POLICE
AGE, SEX, AND RACE OF PERSONS ARRESTED
16 YEARS OF AGE AND UNDER**

MONTH JANUARY
YEAR 2019

CLASSIFICATION OF OFFENSES	SEX	AGE						RACE					ETHNIC						
		0 9		10 12		13 14		15		16		TOTAL	White	Black	Native Amer.	Asian/Pacific	Whi. Hispanic	Blk Hispanic	
Driving Under the Influence	M																		
	F																		
Liquor Laws	M																		
	F																		
Drunkenness	M																		
	F																		
Disorderly Conduct	M																		
	F																		
Vagrancy	M																		
	F																		
All Other Offenses (except Traffic)	M																		
	F																		
Suspicion	M																		
	F																		
Curfew and Loitering	M																		
	F																		
Run-Aways	M																		
	F																		
Total																			

JANUARY 2019

Month and Year of Report

GA 060240X

Agency Identifier

FEBRUARY 21, 2019

Date


Prepared By

LIEUTENANT


Chief, Commissioner, Sheriff, or Superintendent

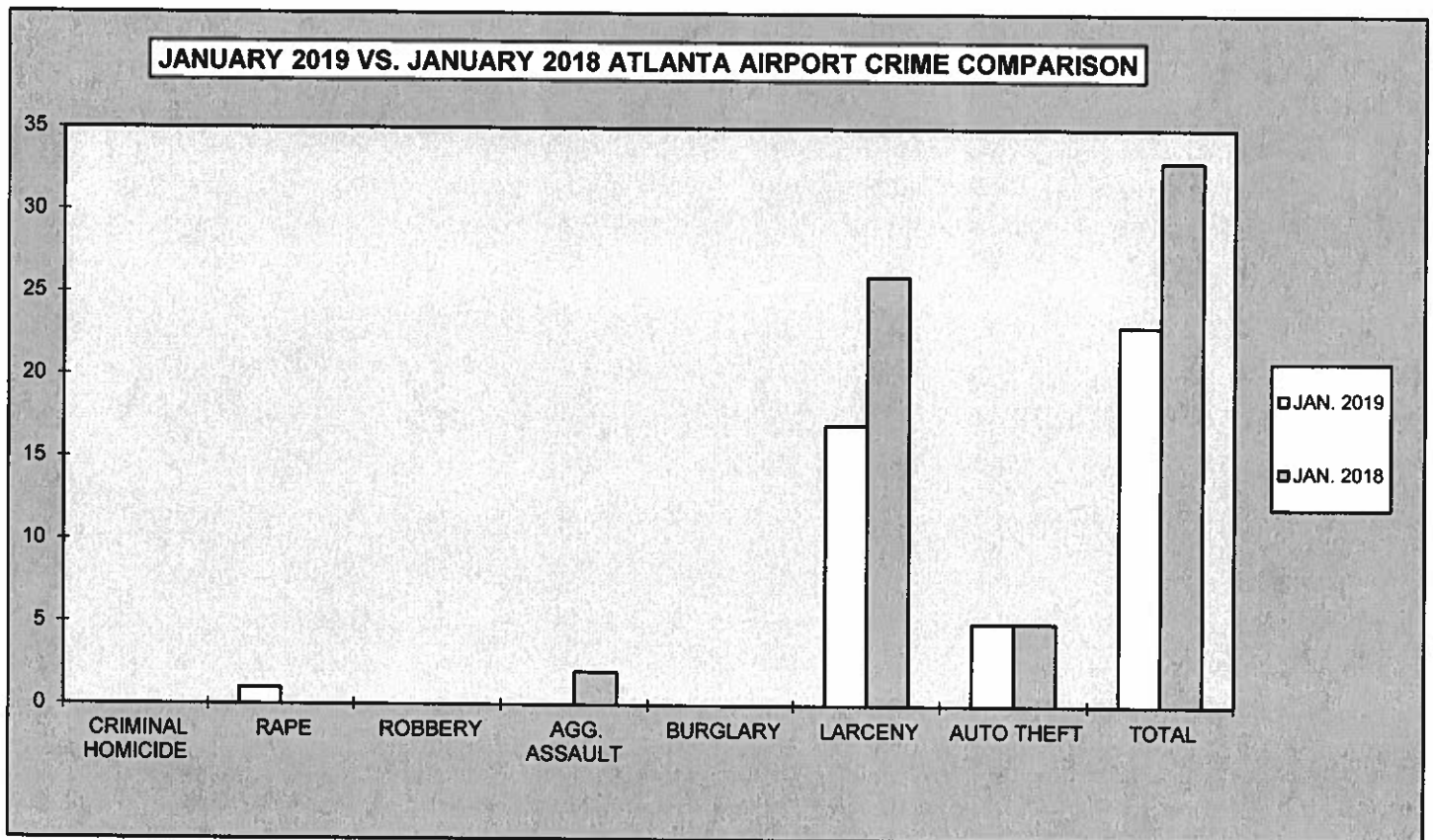
ATLANTA AIRPORT POLICE - GEORGIA

Agency and State

CHIEF

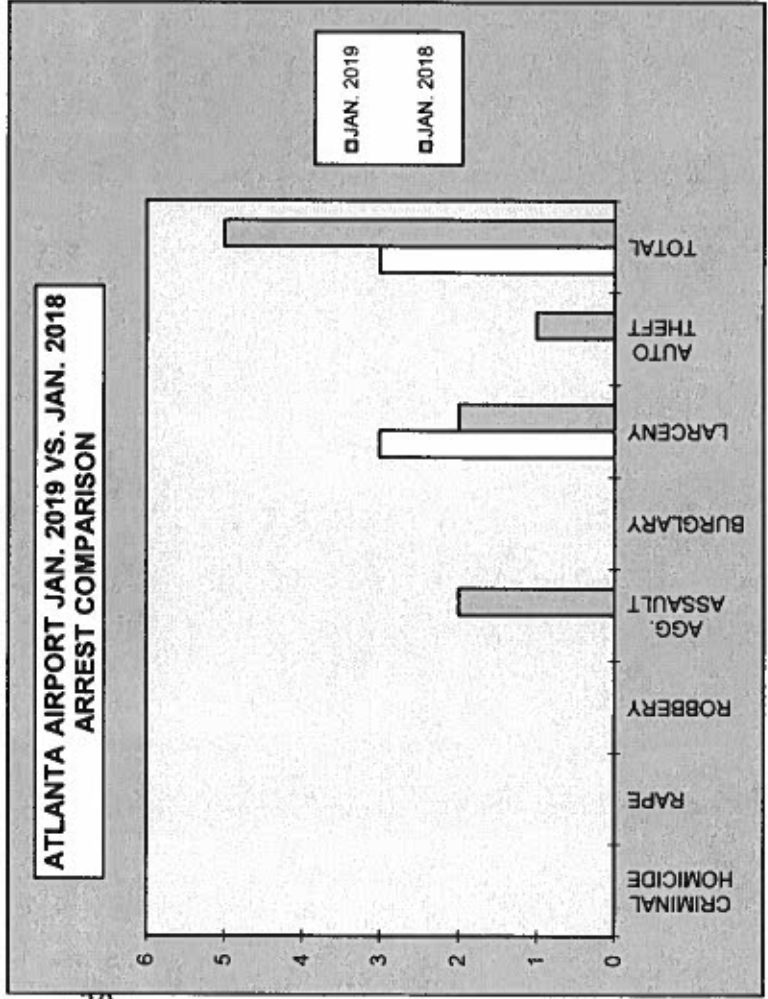
**2019
ATLANTA AIRPORT
MONTHLY CRIME COMPARISON**

CRIME	JAN. 2019	JAN. 2018	# DIFFERENCE	% DIFFERENCE
CRIMINAL HOMICIDE	0	0	0	0%
RAPE	1	0	1	100%
ROBBERY	0	0	0	0%
AGG. ASSAULT	0	2	-2	-100%
BURGLARY	0	0	0	0%
RESIDENCE	0	0	0	0%
NON-RESIDENCE	0	0	0	0%
LARCENY	17	26	-9	-35%
POCKETPICKING	1	0	1	100%
PURSE SNATCHING	0	0	0	0%
SHOPLIFTING	0	0	0	0%
FROM MOTOR VEHICLES	3	1	2	200%
MOTOR VEH. PARTS/ACCESSORIES	1	1	0	0%
BICYCLES	0	0	0	0%
FROM BUILDINGS	2	4	-2	-50%
FROM COIN OPERATED MACHINES	0	0	0	0%
ALL OTHER	10	20	-10	-50%
AUTO THEFT	5	5	0	0%
TOTAL	23	33	-10	-30%

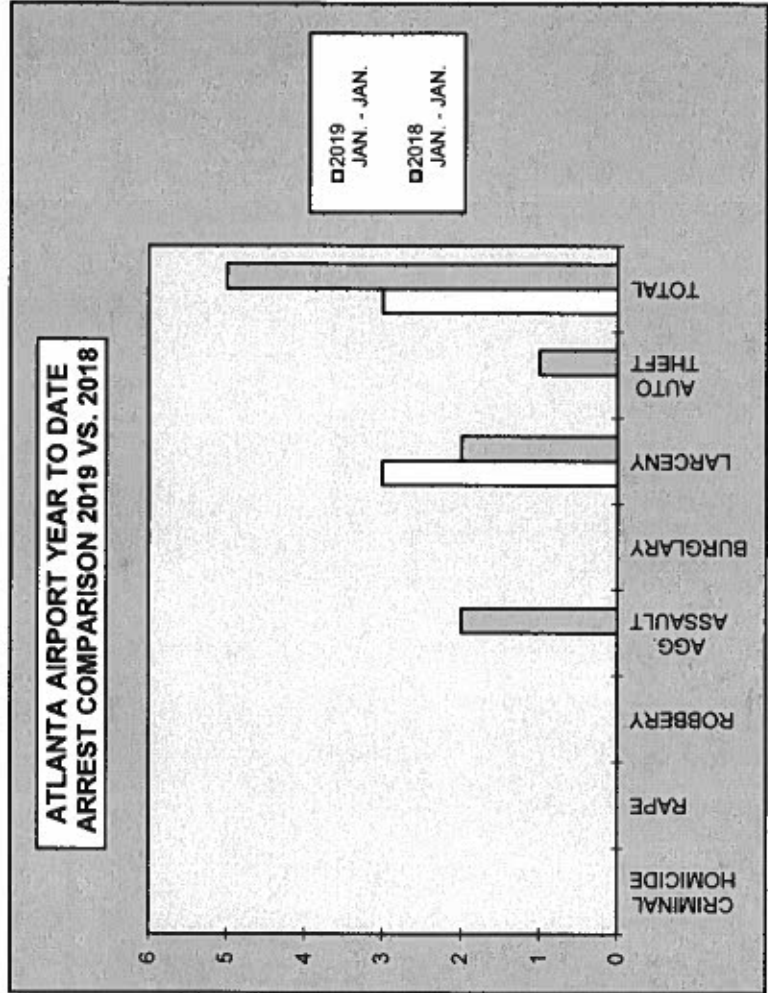


**2019
ATLANTA AIRPORT
ARREST COMPARISON**

JANUARY ARREST COMPARISON				
CRIME	JAN. 2019	JAN. 2018	# DIFFERENCE	% DIFFERENCE
CRIMINAL HOMICIDE	0	0	0	0%
RAPE	0	0	0	0%
ROBBERY	0	0	0	0%
AGG. ASSAULT	0	2	-2	-100%
BURGLARY	0	0	0	0%
LARCENY	3	2	1	50%
AUTO THEFT	0	1	-1	-100%
TOTAL	3	5	-2	-40%



FIRST MONTH ARREST COMPARISON				
CRIME	2019 JAN. - JAN.	2018 JAN. - JAN.	# DIFFERENCE	% DIFFERENCE
CRIMINAL HOMICIDE	0	0	0	0%
RAPE	0	0	0	0%
ROBBERY	0	0	0	0%
AGG. ASSAULT	0	2	-2	-100%
BURGLARY	0	0	0	0%
LARCENY	3	2	1	50%
AUTO THEFT	0	1	-1	-100%
TOTAL	3	5	-2	-40%



**2019
ATLANTA AIRPORT
CLEAR-UP RATE**

CRIME	ATLANTA AIRPORT JAN. 2019 CLEAR-UP RATE	ATLANTA AIRPORT JAN. 2018 CLEAR-UP RATE
CRIMINAL HOMICIDE	0%	0%
RAPE	0%	0%
ROBBERY	0%	0%
AGG. ASSAULT	0%	100%
BURGLARY	0%	0%
LARCENY	24%	8%
AUTO THEFT	0%	20%

