

FBI

UNIFORM CRIME REPORTING

ATLANTA POLICE DEPARTMENT
226 PEACHTREE STREET, SW
ATLANTA, GEORGIA 30303



FEBRUARY 2019

SUPPORT SERVICES DIVISION
INFORMATION SERVICES SECTION

TABLE OF CONTENTS

	Page
U. C. R. COMPARATIVE CRIME REPORT -----	1
RETURN A - MONTHLY RETURN OF OFFENSES KNOWN TO THE POLICE -----	2
PROPERTY STOLEN BY CLASSIFICATION -----	3
LAW ENFORCEMENT OFFICERS KILLED OR ASSAULTED -----	3a
MONTHLY RETURN OF ARSON OFFENSES KNOWN TO LAW ENFORCEMENT -----	4
POLICE DISPOSITION OF JUVENILES -----	5
SUPPLEMENTARY HOMICIDE REPORT -----	6
SEX AND RACE OF PERSONS ARRESTED -----	7a
HOMICIDE COMPARISON REPORT -----	8
HOMICIDE BREAKDOWN REPORT -----	8a-8e
SEVEN MAJOR CRIMES - MONTHLY CRIME COMPARISON -----	9
SEVEN MAJOR CRIMES - YEAR TO DATE CRIME COMPARISON -----	10
SEVEN MAJOR CRIMES ARREST MONTHLY AND YEAR TO DATE COMPARISON -----	11
CRIMES AGAINST PERSONS MONTHLY AND YEAR TO DATE COMPARISON -----	12
CRIMES AGAINST PROPERTY MONTHLY AND YEAR TO DATE COMPARISON -----	13
CRIMES AGAINST PERSONS & PROPERTY MONTHLY COMPARISON BY ZONES -----	14
CRIMES AGAINST PERSONS & PROPERTY YEAR TO DATE COMPARISON BY ZONES -----	15
SEVEN MAJOR CRIMES MONTHLY CRIME COMPARISON BY ZONES -----	16
SEVEN MAJOR CRIMES - YEAR TO DATE CRIME COMPARISON BY ZONES -----	17
SEVEN MAJOR CRIMES - MONTHLY CRIME COMPARISON - ZONE 1 -----	18
SEVEN MAJOR CRIMES - YEAR TO DATE CRIME COMPARISON - ZONE 1 -----	19
SEVEN MAJOR CRIMES - MONTHLY CRIME COMPARISON - ZONE 2 -----	20
SEVEN MAJOR CRIMES - YEAR TO DATE CRIME COMPARISON - ZONE 2 -----	21
SEVEN MAJOR CRIMES - MONTHLY CRIME COMPARISON - ZONE 3 -----	22
SEVEN MAJOR CRIMES - YEAR TO DATE CRIME COMPARISON - ZONE 3 -----	23
SEVEN MAJOR CRIMES - MONTHLY CRIME COMPARISON - ZONE 4 -----	24
SEVEN MAJOR CRIMES - YEAR TO DATE CRIME COMPARISON - ZONE 4 -----	25
SEVEN MAJOR CRIMES - MONTHLY CRIME COMPARISON - ZONE 5 -----	26
SEVEN MAJOR CRIMES - YEAR TO DATE CRIME COMPARISON - ZONE 5 -----	27
SEVEN MAJOR CRIMES - MONTHLY CRIME COMPARISON - ZONE 6 -----	28
SEVEN MAJOR CRIMES - YEAR TO DATE CRIME COMPARISON - ZONE 6 -----	29
CLEAR-UP RATE COMPARISON -----	30
ATLANTA AIRPORT -----	31
RETURN A - MONTHLY RETURN OF OFFENSES KNOWN TO THE POLICE -----	32
PROPERTY STOLEN BY CLASSIFICATION -----	33
SEX AND RACE OF PERSONS ARRESTED -----	35a
SEVEN MAJOR CRIMES - MONTHLY CRIME COMPARISON -----	36
SEVEN MAJOR CRIMES - YEAR TO DATE CRIME COMPARISON -----	36a-36e
SEVEN MAJOR CRIMES ARREST MONTHLY AND YEAR TO DATE COMPARISON -----	37
CLEAR-UP RATE COMPARISON -----	38
	39
	40

FEBRUARY 2019
U.C.R. COMPARATIVE CRIME REPORT
SUPPORT SERVICES DIVISION
INFORMATION SERVICES SECTION

	FEBRUARY 2019		FEBRUARY 2018		COMPARATIVE ACTUAL	% CHANGE ACTUAL	COMPARATIVE CLEARED	% CHANGE CLEARED
	ACTUAL	CLEARED	ACTUAL	CLEARED				
MURDER	9	6	10	6	-1	-10%	0	0%
RAPE	15	6	10	4	5	50%	2	50%
ROBBERY	61	16	104	14	-43	-41%	2	14%
AGG. ASSAULT	175	80	171	80	4	2%	0	0%
BURGLARY - RESIDENCE	170		164		6	4%		
BURGLARY - NON-RESIDENCE	53	11	63	21	-10	-16%	-10	-48%
LARCENY - \$200 AND OVER	211		270		-59	-22%		
LARCENY - \$50 TO \$199	59	156	70	214	-11	-16%		
LARCENY - UNDER \$50	762		913		-151	-17%		
AUTO THEFT	241	21	235	20	6	3%	1	5%
TOTAL	1,756		2,010		-254	-13%		
AUTOS RECOVERED	42		47		-5	-11%		

	2019		2018		COMPARATIVE ACTUAL	% CHANGE ACTUAL	COMPARATIVE CLEARED	% CHANGE CLEARED
	JANUARY - FEBRUARY	JANUARY - FEBRUARY	ACTUAL	CLEARED				
MURDER	17	12	16	11	1	6%	1	9%
RAPE	36	13	35	7	1	3%	6	86%
ROBBERY	158	40	200	33	-42	-21%	7	21%
AGG. ASSAULT	322	137	352	162	-30	-9%	-25	-15%
BURGLARY - RESIDENCE	355		346		9	3%		
BURGLARY - NON-RESIDENCE	118	35	123	43	-5	-4%	-8	-19%
LARCENY - \$200 AND OVER	500		577		-77	-13%		
LARCENY - \$50 TO \$199	125	353	136	395	-11	-8%	-42	-11%
LARCENY - UNDER \$50	1,763		1,860		-97	-5%		
AUTO THEFT	503	48	498	33	5	1%	15	45%
TOTAL	3,897		4,143		-246	-6%		
AUTOS RECOVERED	66		75		-9	-12%		

PROPERTY STOLEN BY CLASSIFICATION

CLASSIFICATION	Number of Actual (Column 4)	Offenses Return A)	Monetary Value of Property Stolen
1. MURDER AND NONNEGLIGENT MANSLAUGHTER	12	9	\$ 0.00
2. FORCIBLE RAPE	20	15	\$ 3.00
3. ROBBERY			
(a) HIGHWAY (streets, alleys, etc.)	31	42	5,975.00
(b) COMMERCIAL HOUSE (except c, d, and f)	32	9	21,765.00
(c) GAS OR SERVICE STATION	33	0	0.00
(d) CONVENIENCE STORE	34	2	0.00
(e) RESIDENCE (anywhere on premises)	35	4	255.00
(f) BANK	36	0	0.00
(g) MISCELLANEOUS	37	4	4,027.00
TOTAL ROBBERY	30	61	\$ 32,022.00
5. BURGLARY - BREAKING OR ENTERING			
(a) RESIDENCE (dwelling)			
(1) NIGHT (6 p.m. - 6 a.m.)	51	49	37,692.00
(2) DAY (6 a.m. - 6 p.m.)	52	121	127,295.00
(3) UNKNOWN	53	0	0.00
(b) NON-RESIDENCE (store, office, etc.)			
(1) NIGHT (6 p.m. - 6 a.m.)	54	35	75,284.00
(2) DAY (6 a.m. - 6 p.m.)	55	18	4,801.00
(3) UNKNOWN	56	0	0.00
TOTAL BURGLARY	50	223	\$ 245,072.00
6. LARCENY - THEFT (Except Motor Vehicle Theft)			
(a) \$200 AND OVER	61	211	434,155.00
(b) \$50 TO \$200	62	59	5,776.00
(c) UNDER \$50	63	762	2,099.00
TOTAL LARCENY (Same as Item 6X)	60	1,032	\$ 442,030.00
7. MOTOR VEHICLE THEFT (Include Alleged Joy Ride)	70	241	\$ 234,301.00
GRAND TOTAL - ALL ITEMS	77		\$ 953,428.00
ADDITIONAL ANALYSIS OF LARCENY AND MOTOR VEHICLE THEFT			
6X. NATURE OF LARCENIES UNDER ITEM 6			
(a) POCKET-PICKING	81	10	10,272.00
(b) PURSE-SNATCHING	82	26	13,982.00
(c) SHOPLIFTING	83	179	19,792.00
(d) FROM MOTOR VEHICLES (except e)	84	537	171,301.00
(e) MOTOR VEHICLE PARTS AND ACCESSORIES	85	30	11,463.00
(f) BICYCLES	86	14	2,977.00
(g) FROM BUILDING (except c and h)	87	104	147,402.00
(h) FROM ANY COIN-OPERATED MACHINES (parking meters, etc.)	88	2	2.00
(i) ALL OTHER	89	130	64,839.00
TOTAL LARCENIES (Same as Item 6)	80	1,032	\$ 442,030.00
7X. MOTOR VEHICLES RECOVERED			
(a) STOLEN LOCALLY AND RECOVERED LOCALLY	91	12	
(b) STOLEN LOCALLY AND RECOVERED BY OTHER JURISDICTIONS	92	30	
(c) TOTAL LOCALLY STOLEN MOTOR VEHICLES RECOVERED (a & b)	93	42	
(d) STOLEN IN OTHER JURISDICTIONS AND RECOVERED LOCALLY	90	N/A	

**SUPPLEMENT TO RETURN A
MONTHLY RETURN OF OFFENSES KNOWN TO THE POLICE**

1-706 (Rev.8-30-94)
Form Approved
OMB No. 1110-0007

This report is authorized by law, Title 28, Section 534, U. S. Code. While you are not required to respond, your cooperation in submitting this report with the Return A will assist the FBI in compiling comprehensive, accurate figures on a timely basis.

This form deals with the nature of crime and the monetary value of property stolen and recovered. The total offenses recorded on the form should be the same as the number of actual offenses listed in Column 4 of the Return A for each crime class. Include attempted crimes on this form, but do not include unfounded offenses. If you cannot complete the report in all areas, please record as much information as is available. Tally sheets will be sent upon request.

PROPERTY BY TYPE AND VALUE

Type of Property (1)	Data Entry	Monetary Value of Property Stolen in Your Jurisdiction	
		Stolen (2)	Recovered (3)
(A) Currency, Notes, Etc.	01	\$ 102,064.00	\$ 0.00
(B) Jewelry and Precious Metals	02	144,012.00	0.00
(C) Clothing and Furs	03	33,964.00	1.00
(D) Locally Stolen Motor Vehicles	04	234,301.00	22,037.00
(E) Office Equipment	05	39,397.00	0.00
(F) Televisions, Radios, Stereos, Etc.	06	149,747.00	0.00
(G) Firearms	07	6,668.00	0.00
(H) Household Goods	08	24,296.00	0.00
(I) Consumable Goods	09	6,628.00	0.00
(J) Livestock	10	0.00	0.00
(K) Miscellaneous	11	212,351.00	1.00
TOTAL	00	\$ 953,428.00	\$ 22,039.00

The total of this column should agree with the Grand Total (DATA ENTRY 77) shown on page 2.

Include in this column all property recovered even though stolen in prior months. The above is an accounting for only that property stolen in your jurisdiction. This will include property recovered for you by other jurisdictions, but not property you recover for them.

MARCH 19, 2019
DATE

[Signature] LIEUTENANT
PREPARED BY TITLE
[Signature] CHIEF
CHIEF, COMMISSIONER, SHERIFF OR SUPERINTENDENT

FEBRUARY 2019
Month and Year of Report

GAAPD 0000
Agency Identifier

ATLANTA POLICE DEPARTMENT - GEORGIA
Agency and State

LAW ENFORCEMENT OFFICERS KILLED OR ASSAULTED

It is requested this report be completed and transmitted with monthly crime reports to: Director, Federal Bureau of Investigation, Uniform Crime Reports, Washington, D. C. 20535. This form should be used to report the number of your officers who were assaulted or killed in the line of duty during the month. Additional information concerning officers killed will be requested by a separate questionnaire.

OFFICERS KILLED Number of your law enforcement officers killed in the line of duty this month.	By felonious act	0
	By accident or negligence	0

Officers Assaulted (Do not include officers killed) - See other side for instructions.

Type of Activity	Total Assaults by Weapon A	Type of Weapon				Type of Assignment						Police Assaults Cleared M	
		Firearm B	Knife or Other Cutting Instrument C	Other Dangerous Weapon D	Hands, Fists, Feet, etc. E	Two-Officer Vehicle F	One-Officer Vehicle		Detective or Special Assign.		Other		
							Alone G	As-sisted H	Alone I	As-sisted J	Alone K		As-sisted L
1. Responding to "Disturbance" calls (family quarrels, man with gun, etc.)	0												
2. Burglaries in progress or pursuing burglary suspects	2				2			2					2
3. Robberies in progress or pursuing robbery suspects	0												
4. Attempting other arrests	0												
5. Civil disorder (riot, mass disobedience)	0												
6. Handling, transporting, custody of prisoners	1				1		1						1
7. Investigating suspicious persons or circumstances	1			1			1						1
8. Ambush - no warning	0												
9. Mentally deranged	0												
10. Traffic pursuits and stops	0												
11. All Other	0												
12. TOTAL (1-11)	4	0	0	1	3	0	2	2	0	0	0	0	4
13. Number with personal injury	0												
14. Number without personal injury	4			1	3								
15. Time of assaults													
	AM		1										
	PM	1			2								

DO NOT WRITE HERE

Recorded	Initials
Edited	
Punched	
Verified	
Adjusted	
DOJ/FBI	

12:01 2:00 4:00 6:00 8:00 10:00 12:00

FEBRUARY 2019
Month and Year

GAAPD 0000
Agency Identifier

ATLANTA POLICE DEPARTMENT
Agency

GEORGIA
State

[Signature]
Prepared by

LIEUTENANT
Title

CHIEF
Chief, Sheriff, Commissioner, Superintendent

MONTHLY RETURN OF ARSON OFFENSES KNOWN TO LAW ENFORCEMENT

DO-73 (2-11-82)
Form Approved
OMB No. 1110-0008

This report is authorized by law Title 28, Section 534, United States Code, and the enactment of the fiscal year 1979, Department of Justice Authorization Bill S. 3151. While you are not required to respond, your cooperation in using this form to report all incidents of arson which become known to your department during the month will assist the FBI in compiling comprehensive, accurate data on a timely basis. Instructions appear on reverse side.

1 PROPERTY CLASSIFICATION	2 Offenses Reported or Known to Police (Include Unfounded and Attempts)	3 Unfounded, i.e. False or Baseless Complaints	4 Number of Actual Offenses (Column 2 Minus Column 3 (Include Attempts))	5 Total Offenses Cleared by Arrest or Exceptional Means (Include Column 6)	6 Number of Clearances Involving Only Persons Under 18 Years of Age	7 Offenses Where Structures Uninhabited, Abandoned, or not Normally in Use	8 Estimated Value of Property Damage
STRUCTURAL							
A. Single Occupancy Residential: Houses, Townhouses, Duplexes, etc.	11	10	1				\$ 100.
B. Other Residential: Apartments, Tenements, Flats, Hotels, Motels, Inns, Dormitories, Boarding Houses, etc.	2	2					\$
C. Storage: Barns, Garages, Warehouses, etc.	1	1					\$
D. Industrial/Manufacturing							\$
E. Other Commercial: Stores, Restaurants, Offices, etc.	1	1					\$
F. Community/Public: Churches, Jails, Schools, Colleges, Hospitals, etc.							\$
G. All Other Structure: Out Buildings, Monuments, Buildings Under Construction, etc.							\$
TOTAL STRUCTURE	15	14	1				\$ 100.
MOBILE							
H. Motor Vehicles: Automobiles, Trucks, Buses, Motorcycles, etc.: UCR Definition	1		1				\$ 20,000.
I. Other Mobile Property: Trailers, Recreational Vehicles, Airplanes, Boats, etc.							\$
TOTAL MOBILE	1		1				\$ 20,000.
J. TOTAL OTHER Crops, Timber, Fences, Signs, etc.	1		1				\$ 1.
GRAND TOTAL	17	14	3				\$ 20,101.

Agency Identifier GAAPD 0000 Month FEBRUARY 2019
 Agency ATLANTA POLICE DEPARTMENT State GEORGIA
 Prepared by [Signature] LIEUTENANT
 Chief, Commissioner, Sheriff, Superintendent [Signature] CHIEF

DO NOT WRITE HERE				
Recorded				*
Edited				
Entered				
Adjusted				
Corres.				

AGENCY IDENTIFIER GAAPD 0000 REPORTING PERIOD FEBRUARY 20 19

AGENCY NAME ATLANTA POLICE DEPARTMENT

POLICE DISPOSITION OF JUVENILES

-Not to include neglect or traffic cases-

1. Handled within Department and released. (Warning, released to parents, etc.)	_____
2. Referred to juvenile court or probation department.	_____ 39
3. Referred to welfare agency.	_____
4. Referred to other police agency.	_____
5. Referred to criminal or adult court.	_____
TOTAL	_____ 39

MARCH 15, 2019
DATE

<u>[Signature]</u>	LIEUTENANT
PREPARED BY	TITLE
<u>[Signature]</u>	CHIEF
APPROVED BY	TITLE

GCIC USE ONLY

Recorded	_____
Reviewed	_____
Punched	_____
Verified	_____

RETURN TO
Georgia Crime Information Center/Uniform Crime Reporting
P. O. Box 1456
Atlanta, Georgia 30301

Return on or before the 7th of the following month.

GCIC/UCR-012 (9/74)

SUPPLEMENTARY HOMICIDE REPORT


This report is authorized by law Title 28, Section 534, United States Code. While you are not required to respond, your cooperation in using this form to list data pertaining to all homicides reported on your Return A will assist the FBI in compiling comprehensive, accurate data regarding this important classification on a timely basis.

1a. Murder and Nonnegligent Manslaughter

List below specific information for all offenses shown in item 1a of the monthly Return A. In addition, list all justifiable killings of felons by a citizen or by a peace officer in the line of duty. A brief explanation in the circumstances column regarding unfounded homicide offenses will aid the national Uniform Crime Reporting Program in editing the reports.

Incident	Situation ¹	Victim**				Offender**				Data Code		Weapon Used (Handgun, Rifle, Shotgun, Club, Poison, etc.)	Relationship of Victim to Offender (Husband, Wife, Son, Father, Acquaintance, Neighbor, Stranger, etc.)	Circumstances	
		Age	Sex	Race	Ethnicity	Age	Sex	Race	Ethnicity	Do Not Write in These Spaces					
	B	24	M	B	N							HANDGUN	UNKNOWN	OTHER	(Victim shot by robber, robbery victim shot robber, killed by patron during barroom brawl, etc.)
	A	42	M	W	N	21	M	W	N			KNIFE	HOMOSEXUAL RELSHP.	ROBBERY	
	B	28	M	B	N							HANDGUN	UNKNOWN	OTHER	
	B	32	M	B	N							HANDGUN	UNKNOWN	OTHER	
	B	52	M	W	N							BLUNT OBJECT	UNKNOWN	OTHER	
	C	15	M	B	N	17	M	B	N			HANDGUN	ACQUAINTANCE	GANGLAND KILLINGS	
						15	M	B	N			HANDGUN	ACQUAINTANCE	GANGLAND KILLINGS	
	A	36	M	B	N	40	M	B	N			HANDGUN	ACQUAINTANCE	OTHER ARGUMENTS	
	B	55	F	B	N							BLUNT OBJECT	UNKNOWN	OTHER	
	B	39	F	W	N							HANDGUN - 9MM	UNKNOWN	OTHER	

** - See reverse side for explanation

FEBRUARY 2019
 Month and Year
 ATLANTA POLICE DEPARTMENT
 Agency
 GAAPD 0000
 Agency Identifier
 GEORGIA
 State
 Prepared By  Title
 LIEUTENANT
 CHIEF
 Chief, Sheriff, Commissioner, Superintendent

DO NOT WRITE HERE				
Recorded				
Edited				
Punched				
Verified				
Adjusted				

ATLANTA POLICE DEPARTMENT
 AGE, SEX, AND RACE OF PERSONS ARRESTED
 16 YEARS OF AGE AND UNDER

MONTH FEBRUARY

YEAR 2019

CLASSIFICATION OF OFFENSES	SEX	AGE						TOTAL	RACE				ETHNIC				
		09	10-12	13-14	15	16	White		Black	Native Amer	Asian/Pacifi	Whi. Hispan	Blck Hispan				
Murder/Nonnegligent Manslaughter	M				1		1										
	F						0			1							
Manslaughter by Negligence	M						0										
	F						0										
Forcible Rape	M						0										
	F						0										
Robbery	M						0										
	F						0										
Aggravated Assault	M			2	2	1	5										
	F				1	1	2				7						
Burglary- Breaking or Entering	M					1	1										
	F						0				1						
Larceny - Theft (except Motor Vehicle Theft)	M			2	2	1	3										
	F				2	2	6				9						
Motor Vehicle Theft	M					3	3										
	F						0				6						
Other Assaults	M						0										
	F						0										
Arson	M						0										
	F						0										
Forgery and Counterfeiting	M						0										
	F						0										
Fraud	M						0										
	F						0										
Embezzlement	M						0										
	F						0										
Stolen Property, Buying, Receiving, Possessing	M				1	1	2										
	F						0				2						
Vandalism	M						0										
	F						0										
Weapons	M						0										
	F						0										
Prostitution and Commercialized Vice	M						0										
	F						0										

ATLANTA POLICE DEPARTMENT
 AGE, SEX, AND RACE OF PERSONS ARRESTED
 16 YEARS OF AGE AND UNDER

CLASSIFICATION OF OFFENSES	SEX	AGE					RACE					ETHNIC		
		10 12		13 14		15	16	TOTAL	White	Black	Native Amer.	Asian/Pacific	Whi. Hispanic	Blck Hispanic
		0 9												
17 Sex Offenses (except Rape and Prostitution)	M						1	1						
	F								1					
18 Drug Abuse Violations	M	0	0	0	0	2								
	F	0	0	0	0	0			2					0
180 (1) Sale/Manufacturing Subtotal	M	0	0	0	0	0	0	0	0	0	0	0	0	0
	F	0	0	0	0	0	0	0	0	0	0	0	0	0
a Opium or Cocaine and their Derivatives	M													
	F													
b Marijuana	M													
	F													
c Synthetic Narcotics	M													
	F													
d Other Dangerous Non-Narcotic Drugs	M													
	F													
185 (2) Possession Subtotal	M	0	0	0	0	2	2	2	0	2	0	0	0	0
	F	0	0	0	0	0	0	0	0	2	0	0	0	0
e Opium or Cocaine and their Derivatives	M													
	F													
f Marijuana	M					2	2	2						
	F									2				
g Synthetic Narcotics	M													
	F													
h Other Dangerous Non-Narcotic Drugs	M													
	F													
19 Gambling Total	M	0	0	0	0	0	0	0	0	0	0	0	0	0
	F	0	0	0	0	0	0	0	0	0	0	0	0	0
a Bookmaking	M													
	F													
b Numbers and Lottery	M													
	F													
c All Other Gambling	M													
	F													
20 Offenses Against Family and Children	M													
	F													

ATLANTA POLICE DEPARTMENT
 AGE, SEX, AND RACE OF PERSONS ARRESTED
 16 YEARS OF AGE AND UNDER

MONTH FEBRUARY
 YEAR 2019

CLASSIFICATION OF OFFENSES	SEX	AGE					RACE				ETHNIC		
		0 9	10 12	13 14	15	16	TOTAL	White	Black	Native Amer.	Asian/Pacific	Whi. Hispanic	Black Hispanic
Driving Under the Influence	M												
	F												
Liquor Laws	M												
	F												
Drunkenness	M												
	F												
Disorderly Conduct	M				1								
	F							1					
Vagrancy	M												
	F												
All Other Offenses (except Traffic)	M			1	2	1							
	F				1				5				
Suspicion	M												
	F												
Curfew and Loitering	M		1		3								
	F								4				
Run-Aways	M												
	F												
Total		0	1	8	18	12	39	0	39	0	0	0	0

FEBRUARY 2019
 Month and Year of Report

GAAPD 0000
 Agency Identifier

MARCH 19, 2019
 Date

Prepared By [Signature]
 LIEUTENANT

ATLANTA POLICE DEPARTMENT - GEORGIA
 Agency and State

[Signature] CHIEF
 Chief, Commissioned Sheriff, or Superintendent

UNIFORM CRIME REPORTING

**LAW ENFORCEMENT
OPERATIONS
&
MANAGEMENT**

CRIME AREA COMPARISON

**SUPPORT SERVICES DIVISION
Information Services Section**

**FEBRUARY 2019
FEBRUARY 2018**

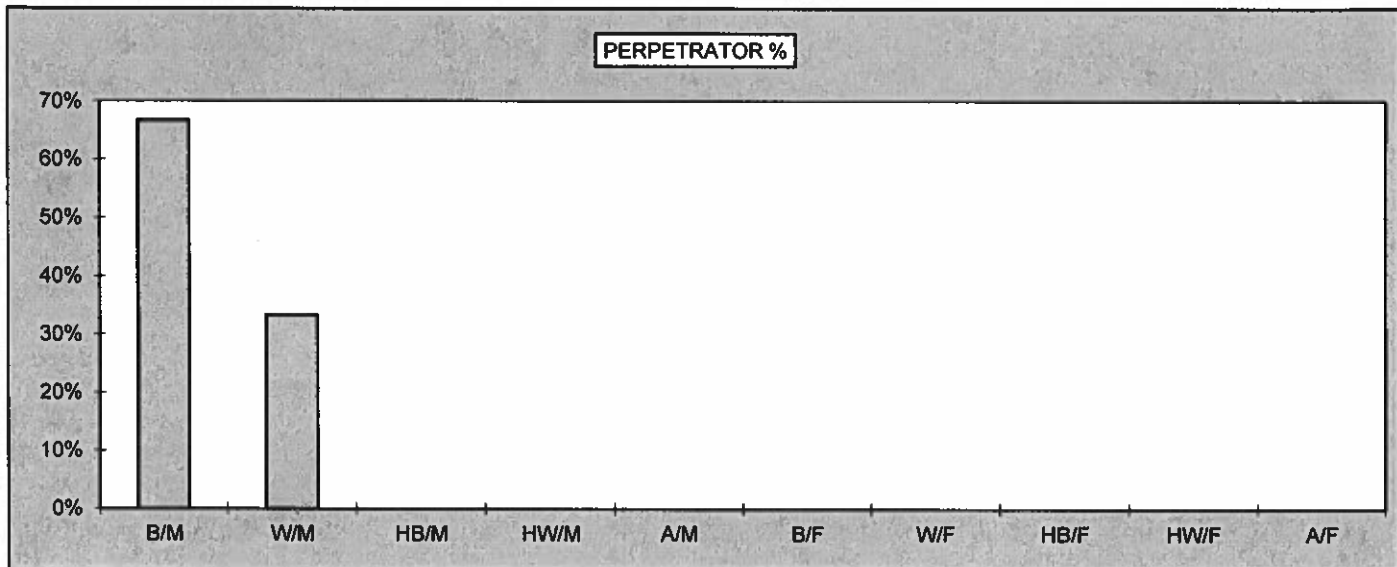
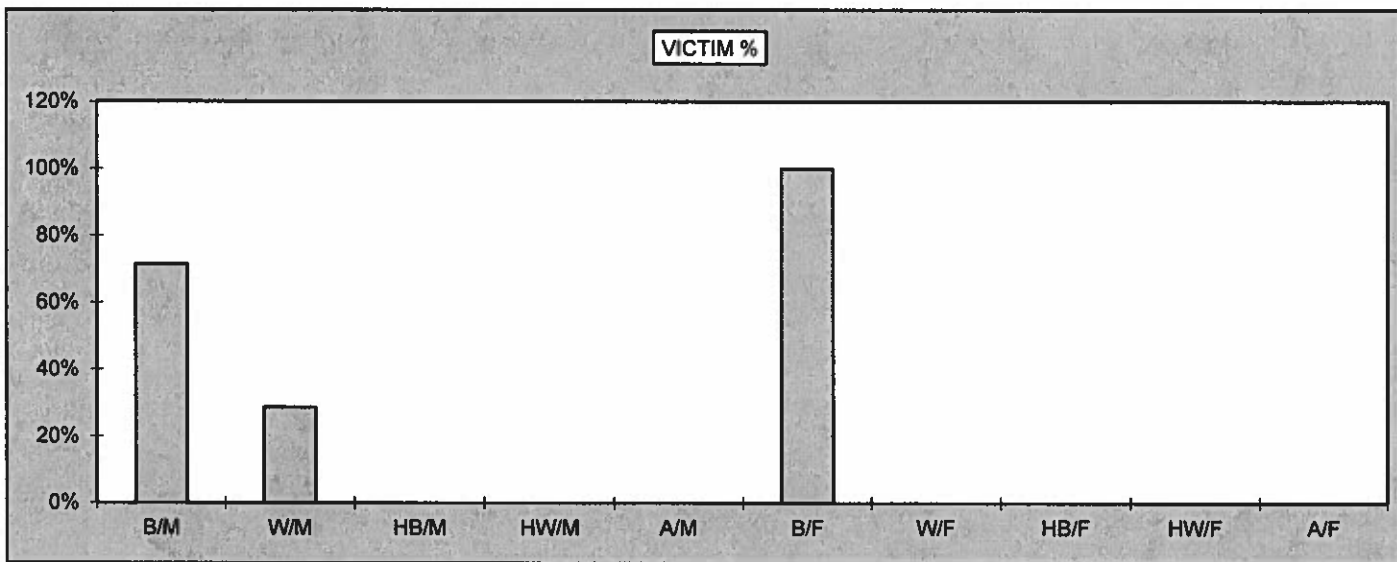
**2019
FEBRUARY HOMICIDE COMPARISON
BY RACE, SEX, AND ETHNIC ORIGIN**

	VICTIM	PERPETRATOR
B/M	5	2
W/M	2	1
HB/M	0	0
HW/M	0	0
A/M	0	0
TOTAL MALES	7	3
B/F	1	0
W/F	1	0
HB/F	0	0
HW/F	0	0
A/F	0	0
TOTAL FEMALES	2	0
TOTAL	9	3

	VICTIM %	PERPETRATOR %
B/M	71%	67%
W/M	29%	33%
HB/M	0%	0%
HW/M	0%	0%
A/M	0%	0%

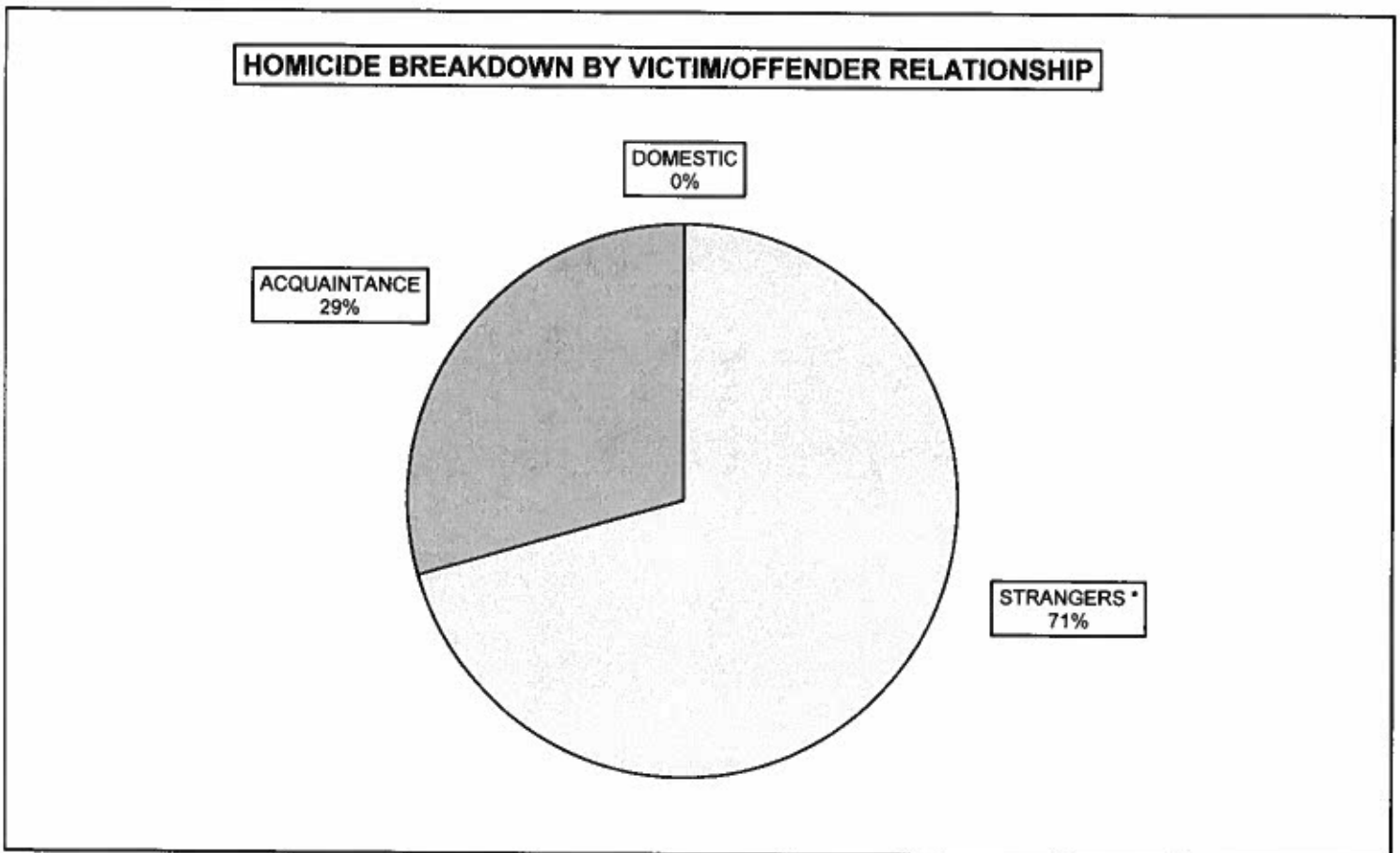
B/F	100%	0%
W/F	0%	0%
HB/F	0%	0%
HW/F	0%	0%
A/F	0%	0%

PERPETRATOR UNKNOWN FOR 6 HOMICIDES



**2019
HOMICIDE BREAKDOWN
YEAR TO DATE**

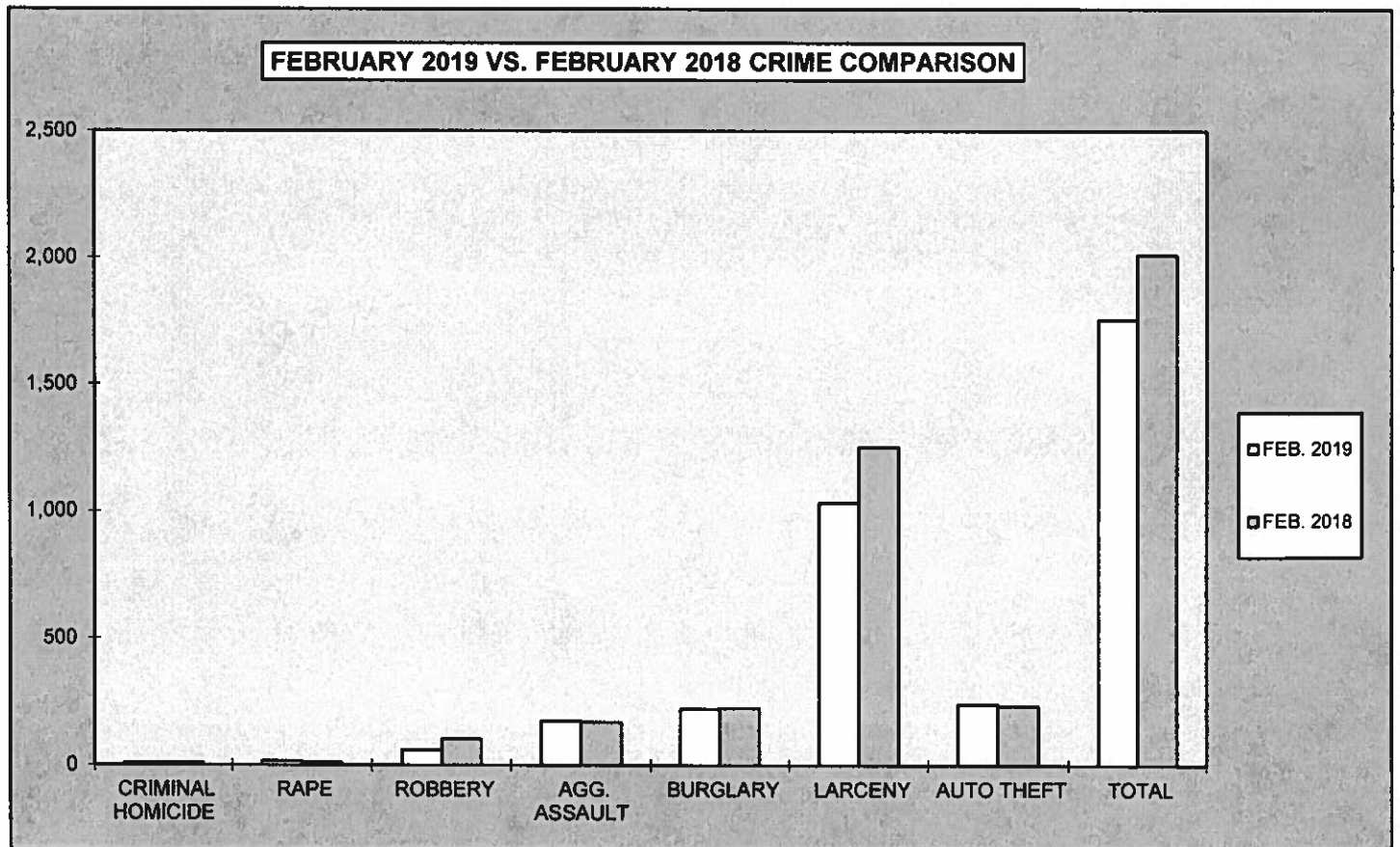
FEBRUARY							
MONTH	ACTUAL	DOMESTIC	%	STRANGERS *	%	ACQUAINTANCE	%
JANUARY	8	0	0%	6	75%	2	25%
FEBRUARY	9	0	0%	6	67%	3	33%
MARCH							
APRIL							
MAY							
JUNE							
JULY							
AUGUST							
SEPTEMBER							
OCTOBER							
NOVEMBER							
DECEMBER							
TOTAL	17	0	0%	12	71%	5	29%



* UNKNOWN INCLUDED IN WITH STRANGERS

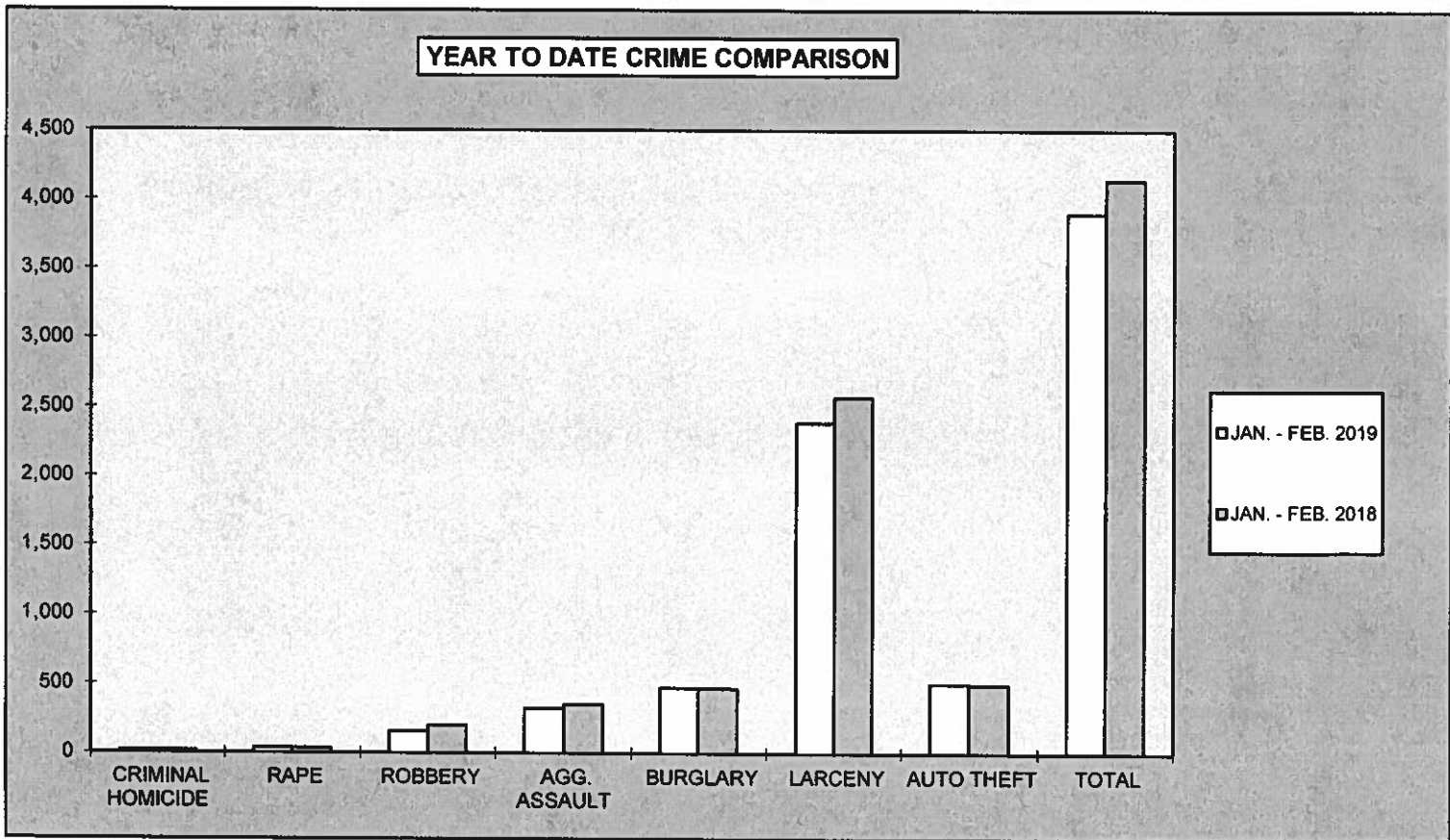
**2019
MONTHLY CRIME COMPARISON**

CRIME	FEB. 2019	FEB. 2018	# DIFFERENCE	% DIFFERENCE
CRIMINAL HOMICIDE	9	10	-1	-10%
RAPE	15	10	5	50%
ROBBERY	61	104	-43	-41%
AGG. ASSAULT	175	171	4	2%
BURGLARY	223	227	-4	-2%
RESIDENCE	170	164	6	4%
NON-RESIDENCE	53	63	-10	-16%
LARCENY	1,032	1,253	-221	-18%
POCKETPICKING	10	2	8	400%
PURSE SNATCHING	26	16	10	63%
SHOPLIFTING	179	234	-55	-24%
FROM MOTOR VEHICLES	537	689	-152	-22%
MOTOR VEH. PARTS/ACCESSORIES	30	66	-36	-55%
BICYCLES	14	21	-7	-33%
FROM BUILDINGS	104	100	4	4%
FROM COIN OPERATED MACHINES	2	1	1	100%
ALL OTHER	130	124	6	5%
AUTO THEFT	241	235	6	3%
TOTAL	1,756	2,010	-254	-13%



**2019
YEAR TO DATE CRIME COMPARISON**

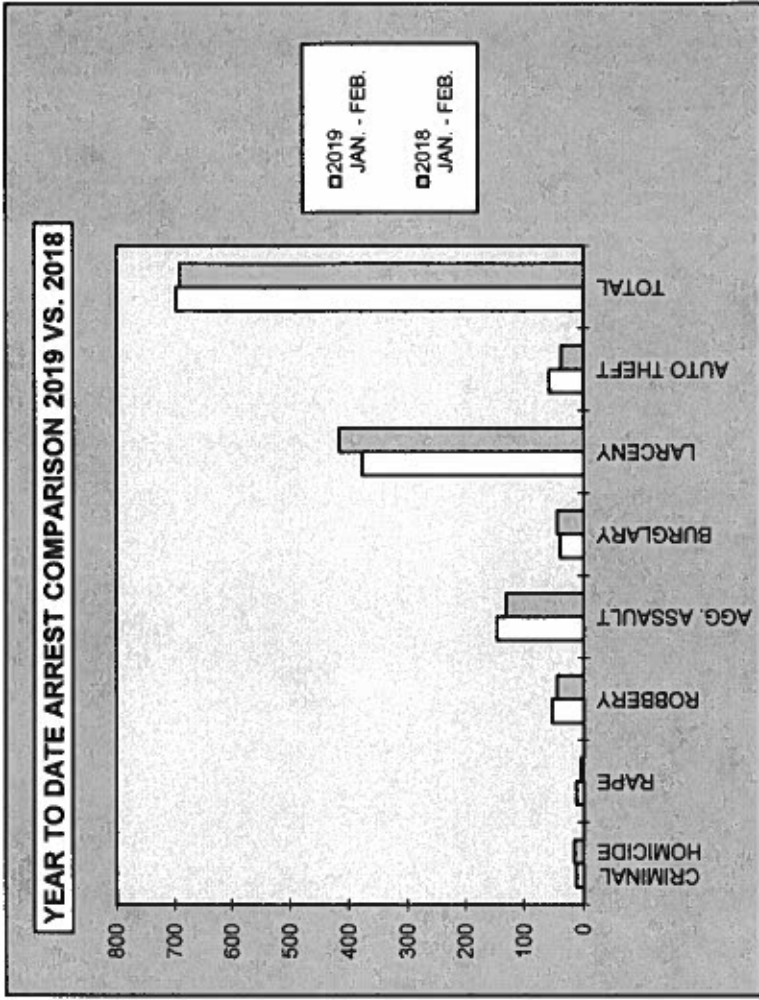
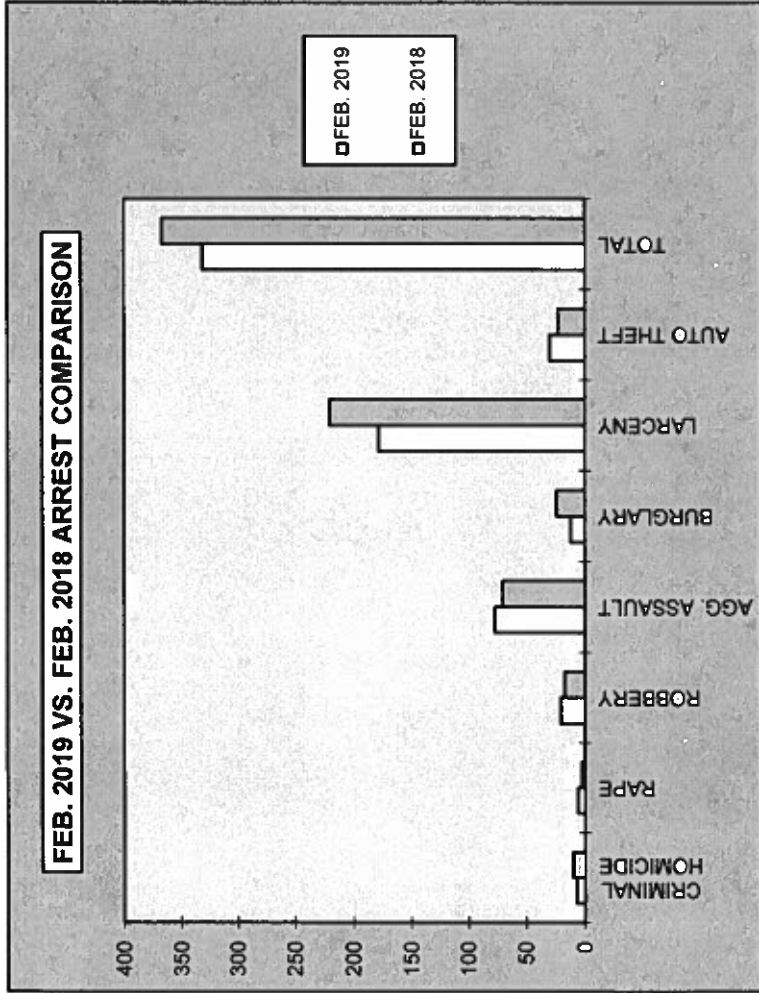
FIRST 2 MONTHS				
CRIME	JAN. - FEB. 2019	JAN. - FEB. 2018	# DIFFERENCE	% DIFFERENCE
CRIMINAL HOMICIDE	17	16	1	6%
RAPE	36	35	1	3%
ROBBERY	158	200	-42	-21%
AGG. ASSAULT	322	352	-30	-9%
BURGLARY	473	469	4	1%
RESIDENCE	355	346	9	3%
NON-RESIDENCE	118	123	-5	-4%
LARCENY	2,388	2,573	-185	-7%
POCKETPICKING	16	10	6	60%
PURSE SNATCHING	42	29	13	45%
SHOPLIFTING	380	452	-72	-16%
FROM MOTOR VEHICLES	1,333	1,441	-108	-7%
MOTOR VEH. PARTS/ACCESSORIES	80	144	-64	-44%
BICYCLES	33	35	-2	-6%
FROM BUILDINGS	233	193	40	21%
FROM COIN OPERATED MACHINES	3	3	0	0%
ALL OTHER	268	266	2	1%
AUTO THEFT	503	498	5	1%
TOTAL	3,897	4,143	-246	-6%



**2019
ARREST COMPARISON**

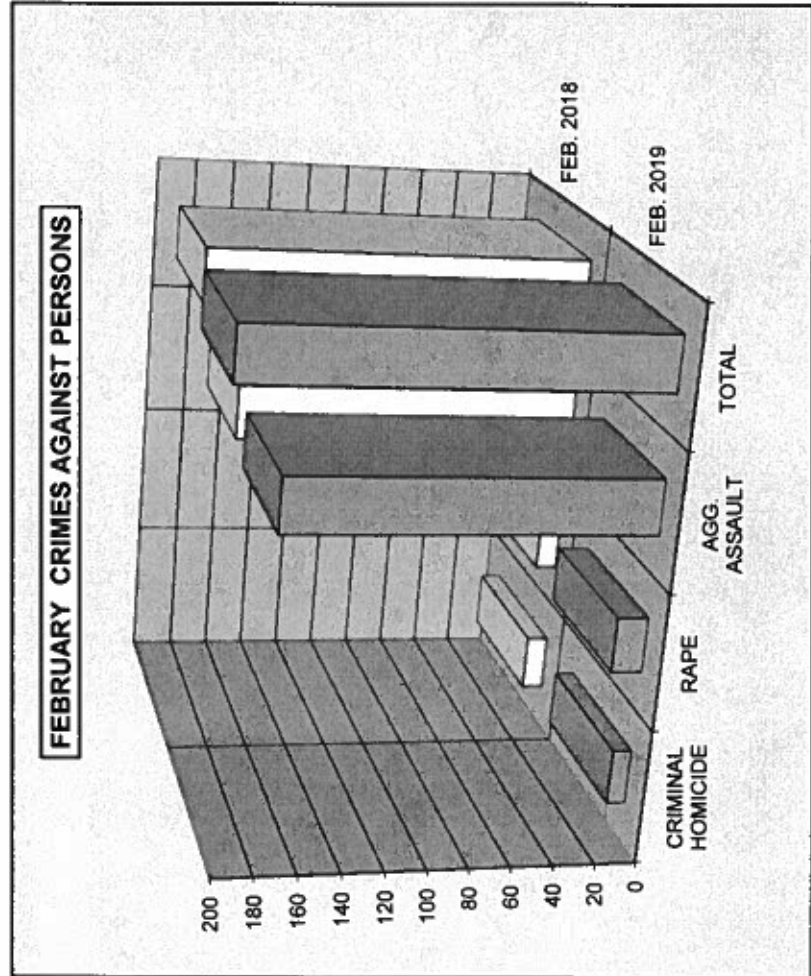
FEBRUARY ARREST COMPARISON				
CRIME	FEB 2019	FEB 2018	# DIFFERENCE	% DIFFERENCE
CRIMINAL HOMICIDE	7	10	-3	-30%
RAPE	6	3	3	100%
ROBBERY	21	17	4	24%
AGG. ASSAULT	77	70	7	10%
BURGLARY	12	24	-12	-50%
LARCENY	178	220	-42	-19%
AUTO THEFT	30	23	7	30%
TOTAL	331	367	-36	-10%

FIRST 2 MONTHS ARREST COMPARISON					
CRIME	2019		2018		% DIFFERENCE
	JAN - FEB	JAN - FEB	JAN - FEB	JAN - FEB	
CRIMINAL HOMICIDE	12	15	-3	-20%	
RAPE	12	4	8	200%	
ROBBERY	53	44	9	20%	
AGG. ASSAULT	146	130	16	12%	
BURGLARY	39	44	-5	-11%	
LARCENY	378	416	-38	-9%	
AUTO THEFT	58	38	20	53%	
TOTAL	698	691	7	1%	

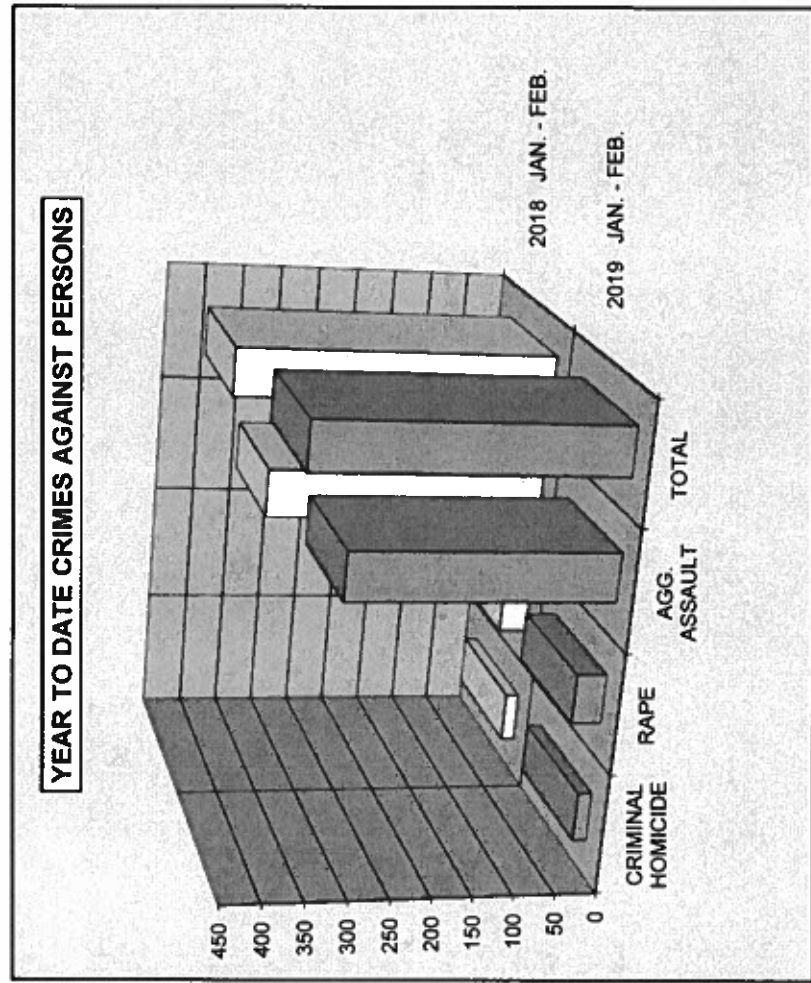


**2019
CRIME COMPARISON
CRIMES AGAINST PERSONS**

FEBRUARY				
CRIME	FEB. 2019	FEB. 2018	# DIFFERENCE	% DIFFERENCE
CRIMINAL HOMICIDE	9	10	-1	-10%
RAPE	15	10	5	50%
AGG. ASSAULT	175	171	4	2%
TOTAL	199	191	8	4%

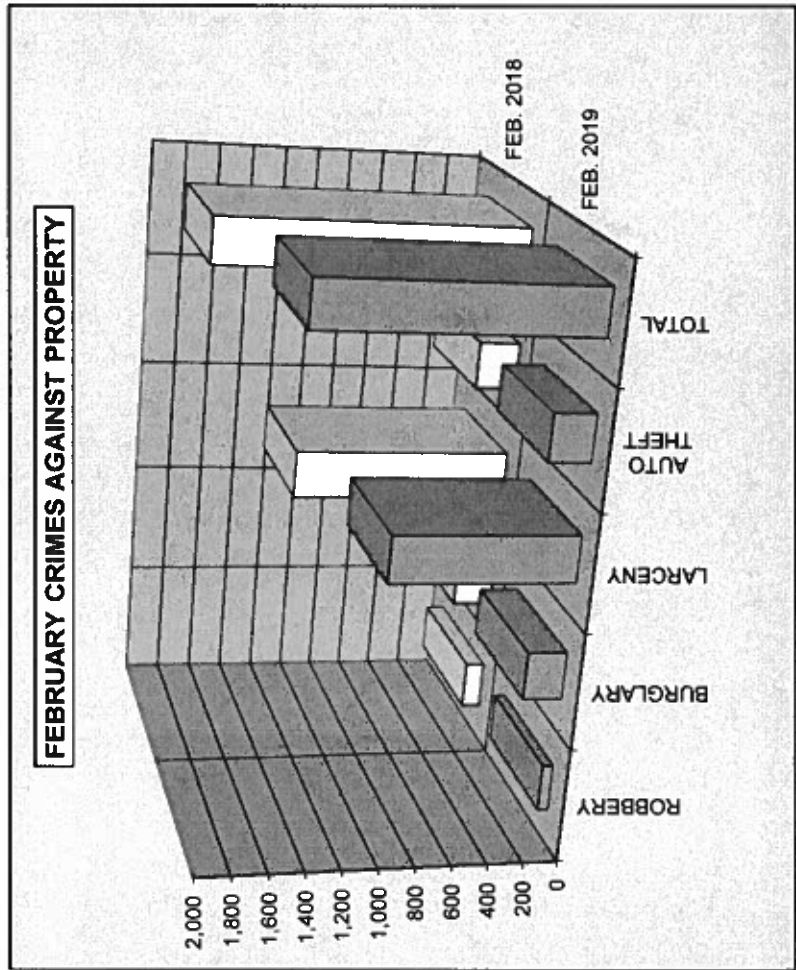


FIRST 2 MONTHS				
CRIME	2019 JAN - FEB	2018 JAN - FEB	# DIFFERENCE	% DIFFERENCE
CRIMINAL HOMICIDE	17	16	1	6%
RAPE	36	35	1	3%
AGG. ASSAULT	322	352	-30	-9%
TOTAL	375	403	-28	-7%

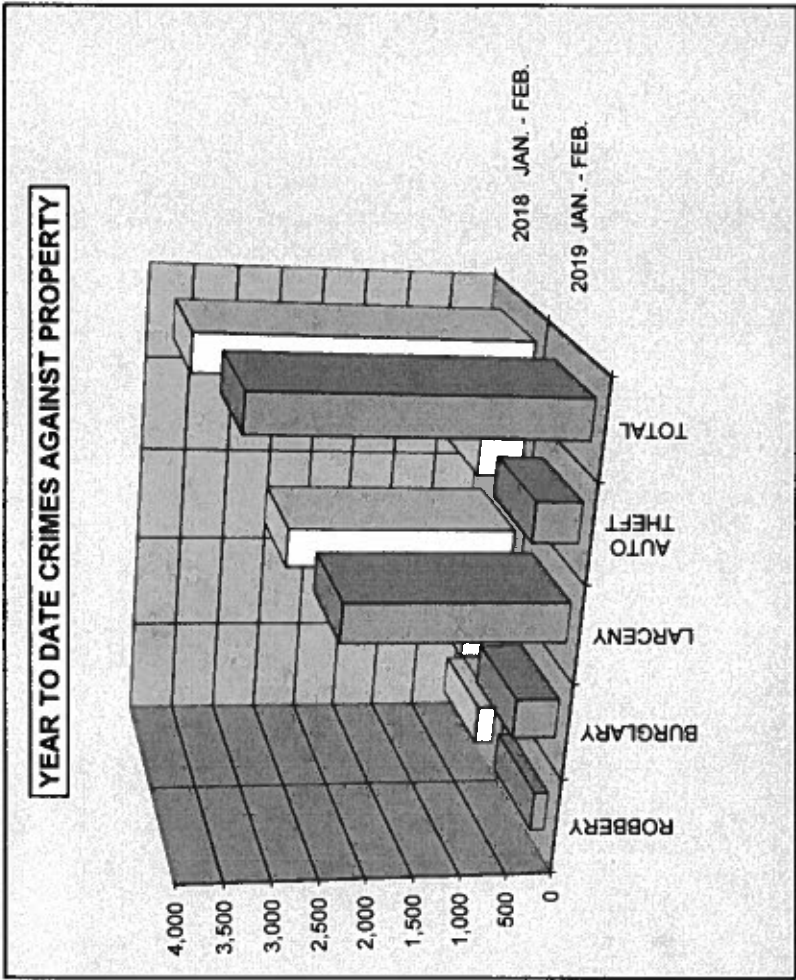


**2019
CRIME COMPARISON
CRIMES AGAINST PROPERTY**

FEBRUARY				
CRIME	FEB. 2019	FEB. 2018	# DIFFERENCE	% DIFFERENCE
ROBBERY	61	104	-43	-41%
BURGLARY	223	227	-4	-2%
LARCENY	1,032	1,253	-221	-18%
AUTO THEFT	241	235	6	3%
TOTAL	1,557	1,819	-262	-14%

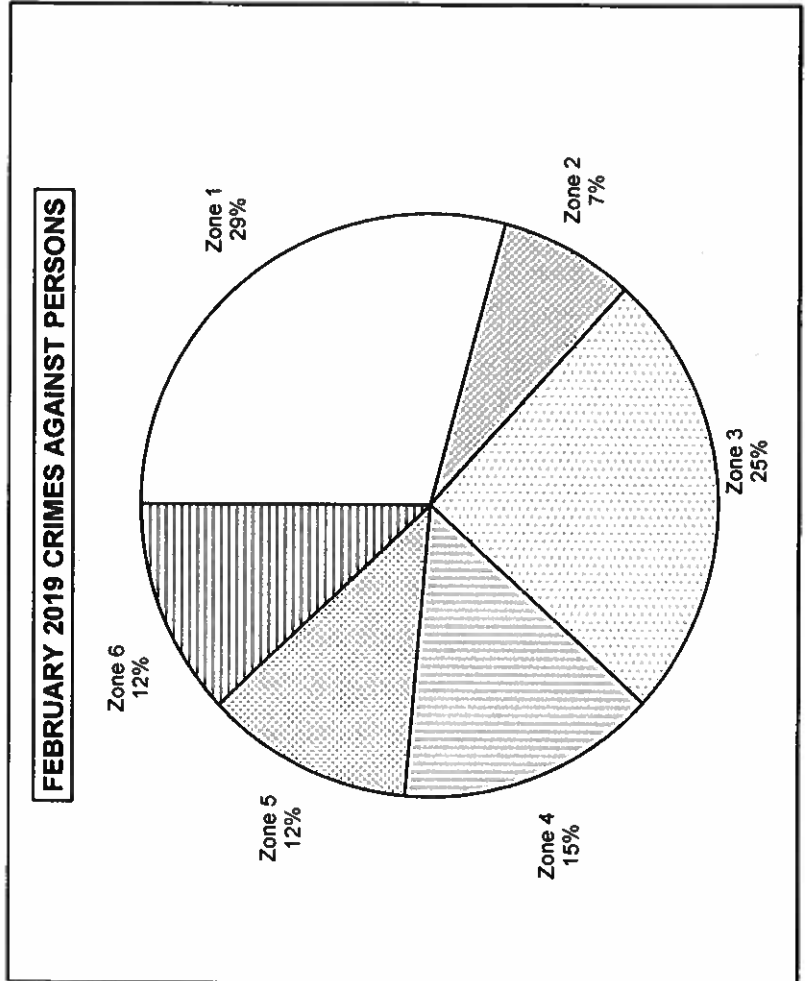


FIRST 2 MONTHS				
CRIME	2019 JAN. - FEB.	2018 JAN. - FEB.	# DIFFERENCE	% DIFFERENCE
ROBBERY	158	200	-42	-21%
BURGLARY	473	469	4	1%
LARCENY	2,388	2,573	-185	-7%
AUTO THEFT	503	498	5	1%
TOTAL	3,522	3,740	-218	-6%

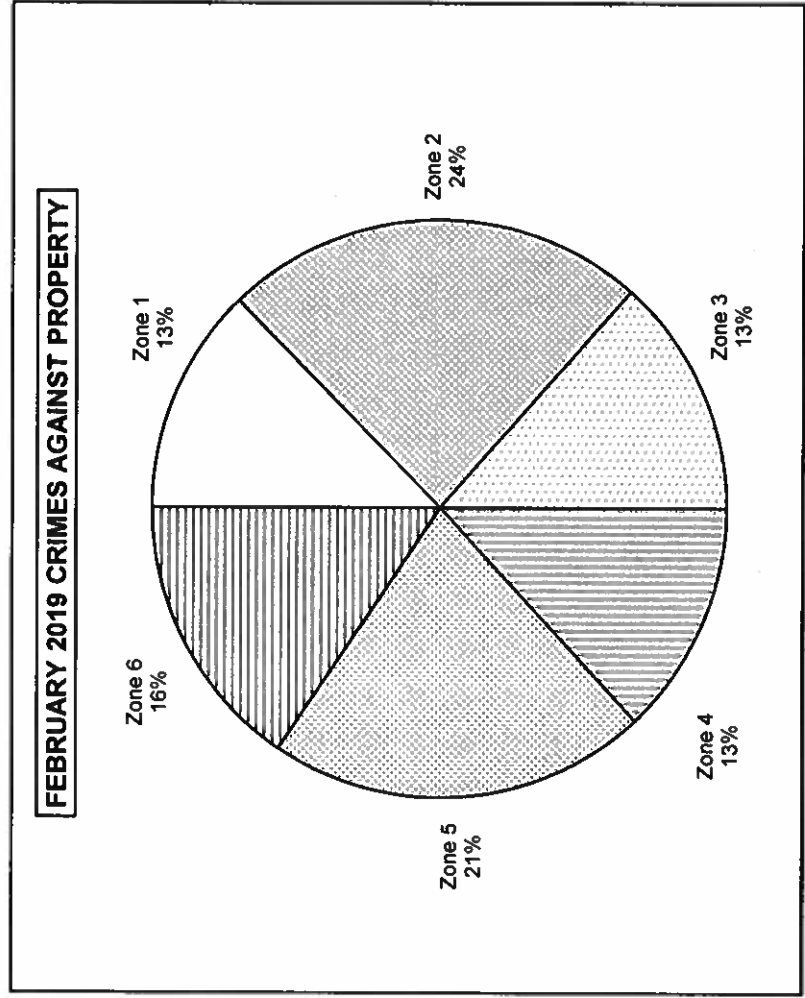


**2019
AREA BREAKDOWN
CRIMES AGAINST PERSONS AND PROPERTY**

FEBRUARY 2019 CRIMES AGAINST PERSONS BY ZONE						
CRIME	Zone 1	Zone 2	Zone 3	Zone 4	Zone 5	Zone 6
CRIMINAL HOMICIDE	1	1	2	2	1	2
RAPE	4	0	4	3	3	1
AGG. ASSAULT	53	14	44	24	19	21
TOTAL CRIMES AGAINST PERSONS	58	15	50	29	23	24

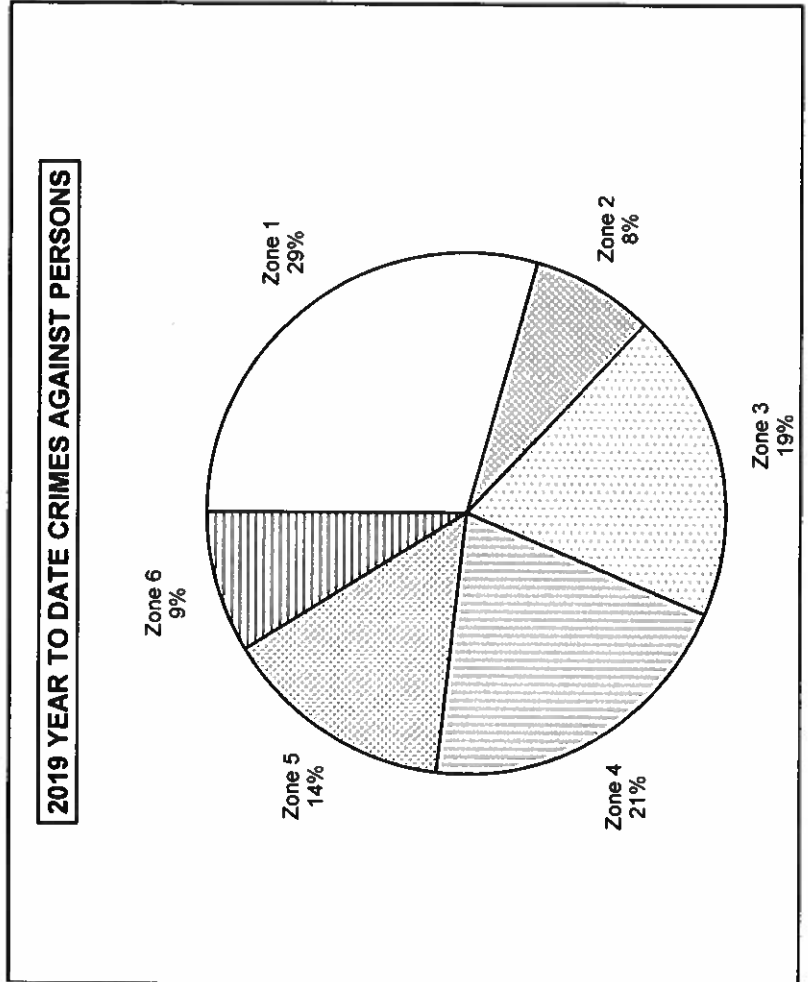


FEBRUARY 2019 CRIMES AGAINST PROPERTY BY ZONE						
CRIME	Zone 1	Zone 2	Zone 3	Zone 4	Zone 5	Zone 6
ROBBERY	19	5	14	11	8	4
BURGLARY	41	44	49	44	16	29
LARCENY	97	274	104	103	278	176
AUTO THEFT	41	47	43	47	29	34
TOTAL CRIMES AGAINST PROPERTY	198	370	210	205	331	243

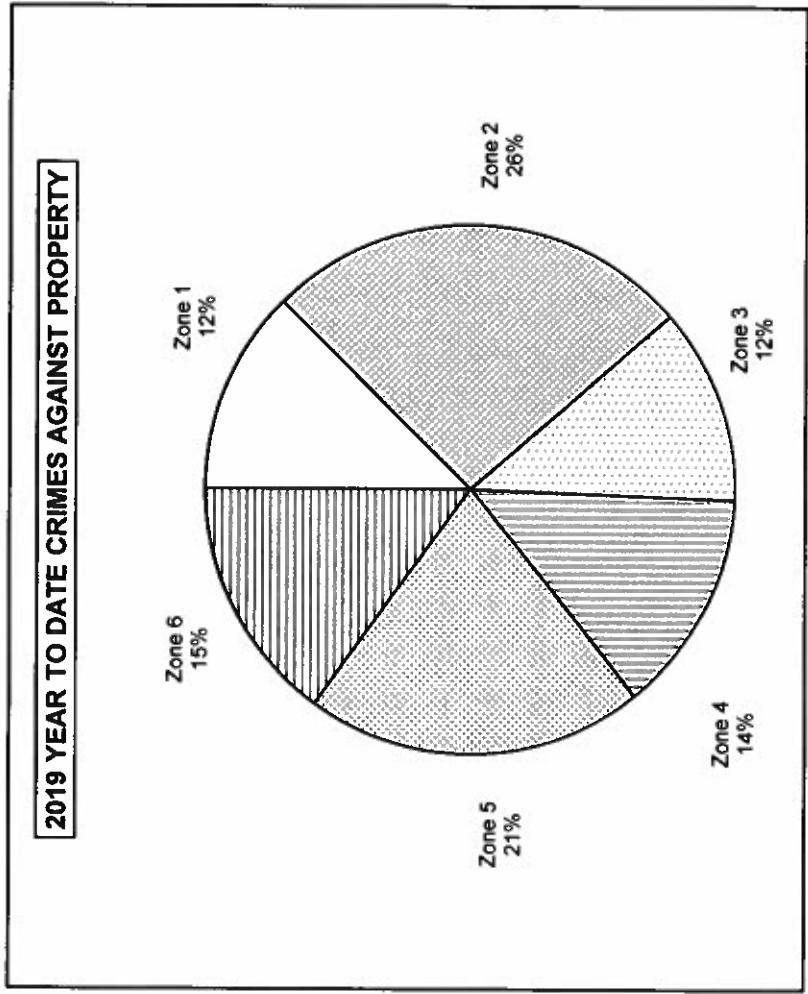


**2019
YEAR TO DATE AREA BREAKDOWN
CRIMES AGAINST PERSONS AND PROPERTY**

FIRST 2 MONTHS 2019 CRIMES AGAINST PERSON BY ZONE						
CRIME	Zone 1	Zone 2	Zone 3	Zone 4	Zone 5	Zone 6
CRIMINAL HOMICIDE	4	1	2	6	2	2
RAPE	9	5	6	9	4	3
AGG. ASSAULT	97	23	64	62	48	28
TOTAL CRIMES AGAINST PERSONS	110	29	72	77	54	33

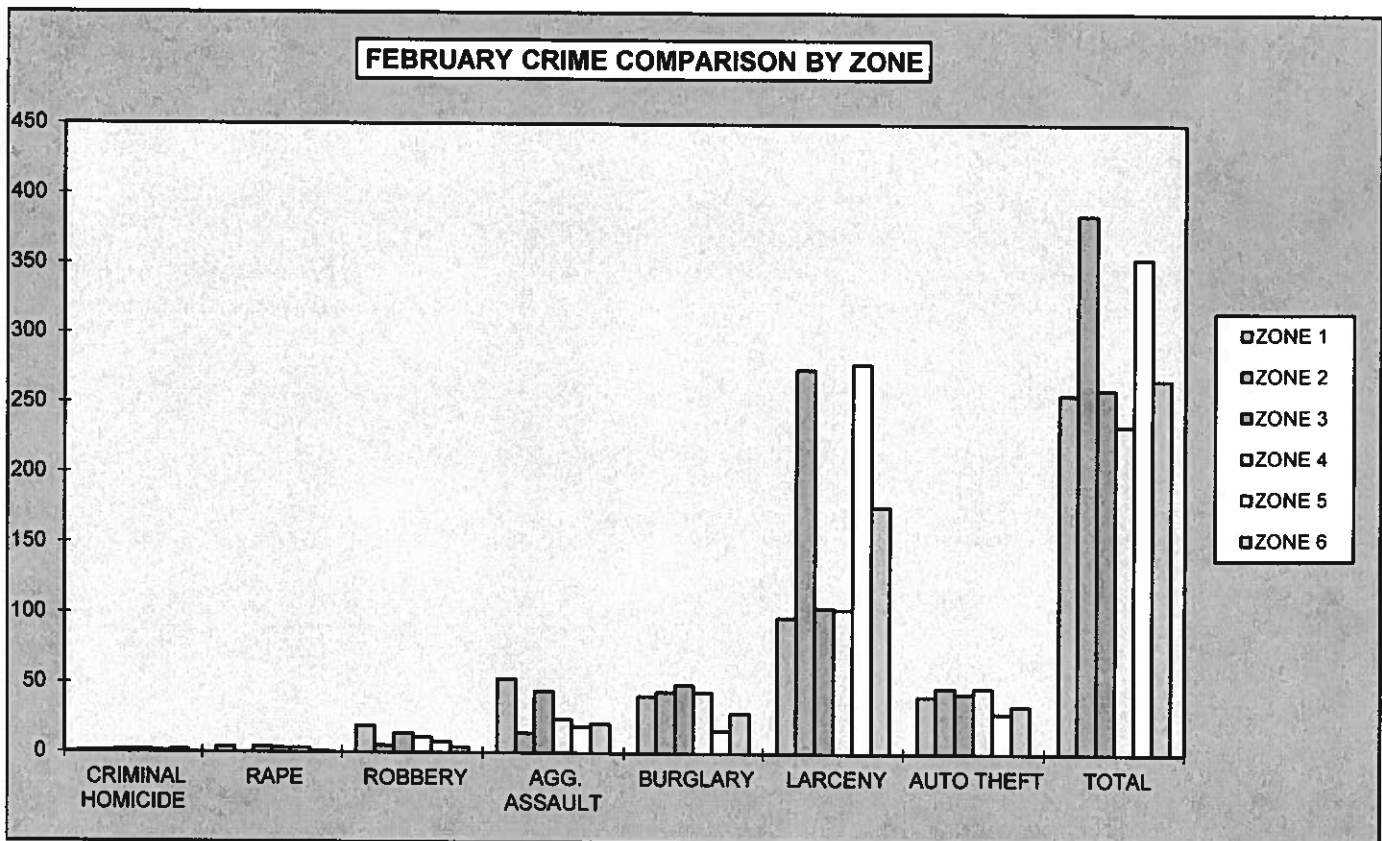


FIRST 2 MONTHS 2019 CRIMES AGAINST PROPERTY BY ZONE						
CRIME	Zone 1	Zone 2	Zone 3	Zone 4	Zone 5	Zone 6
ROBBERY	37	15	28	30	32	16
BURGLARY	100	102	97	97	28	49
LARCENY	222	701	210	256	599	400
AUTO THEFT	80	104	86	97	71	65
TOTAL CRIMES AGAINST PROPERTY	439	922	421	480	730	530



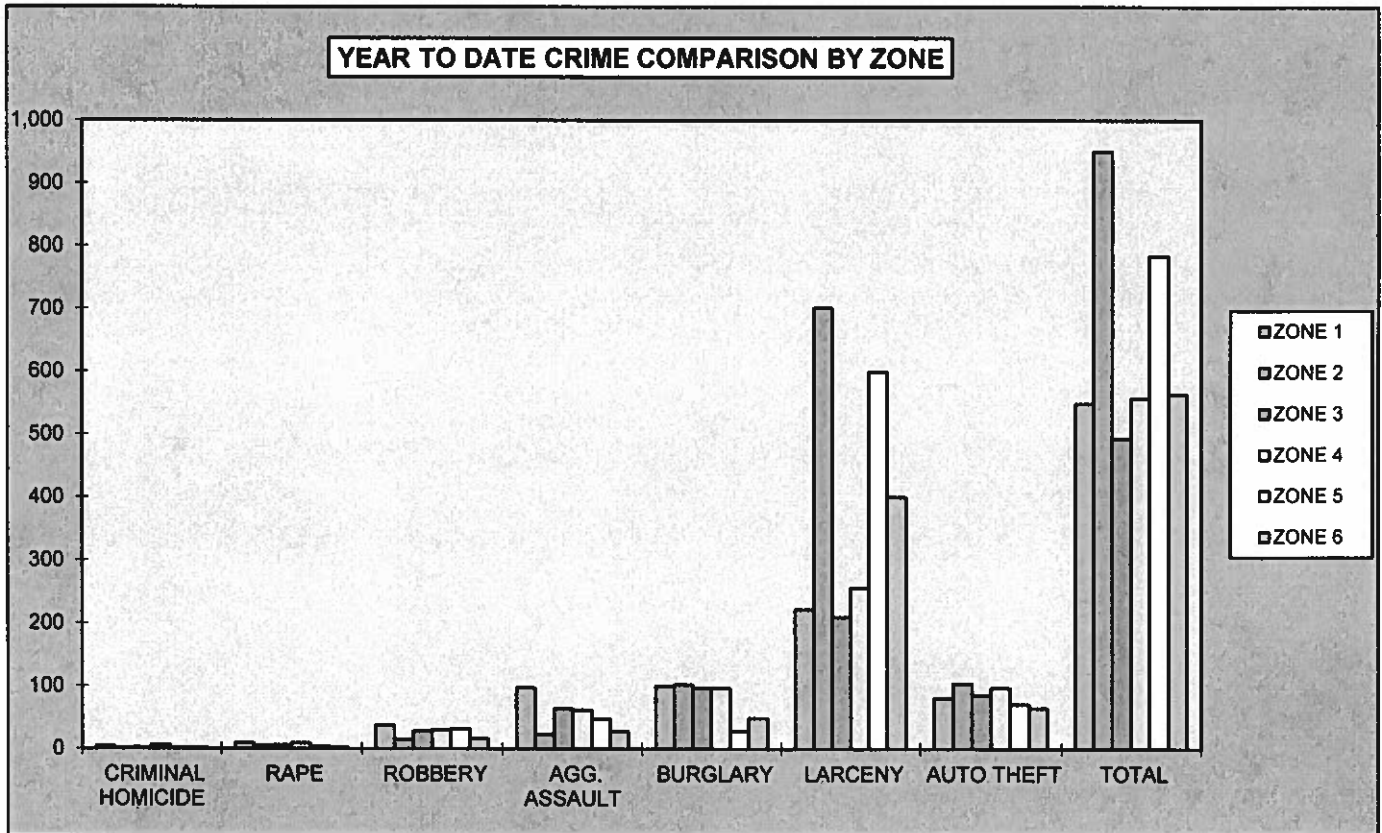
**2019
AREA BREAKDOWN**

FEBRUARY CRIME COMPARISON BY ZONE						
CRIME	ZONE 1	ZONE 2	ZONE 3	ZONE 4	ZONE 5	ZONE 6
CRIMINAL HOMICIDE	1	1	2	2	1	2
RAPE	4	0	4	3	3	1
ROBBERY	19	5	14	11	8	4
AGG. ASSAULT	53	14	44	24	19	21
BURGLARY	41	44	49	44	16	29
RESIDENCE	36	26	41	35	8	24
NON-RESIDENCE	5	18	8	9	8	5
LARCENY	97	274	104	103	278	176
POCKETPICKING	0	3	1	0	6	0
PURSE SNATCHING	3	6	0	7	7	3
SHOPLIFTING	28	76	8	10	27	30
FROM MOTOR VEHICLES	40	130	53	45	166	103
MOTOR VEH. PARTS/ACCESSORIES	5	3	9	5	3	5
BICYCLES	1	1	0	1	8	3
FROM BUILDINGS	6	33	10	9	38	8
FROM COIN OPERATED MACHINES	1	0	0	0	0	1
ALL OTHER	13	22	23	26	23	23
AUTO THEFT	41	47	43	47	29	34
TOTAL	256	385	260	234	354	267



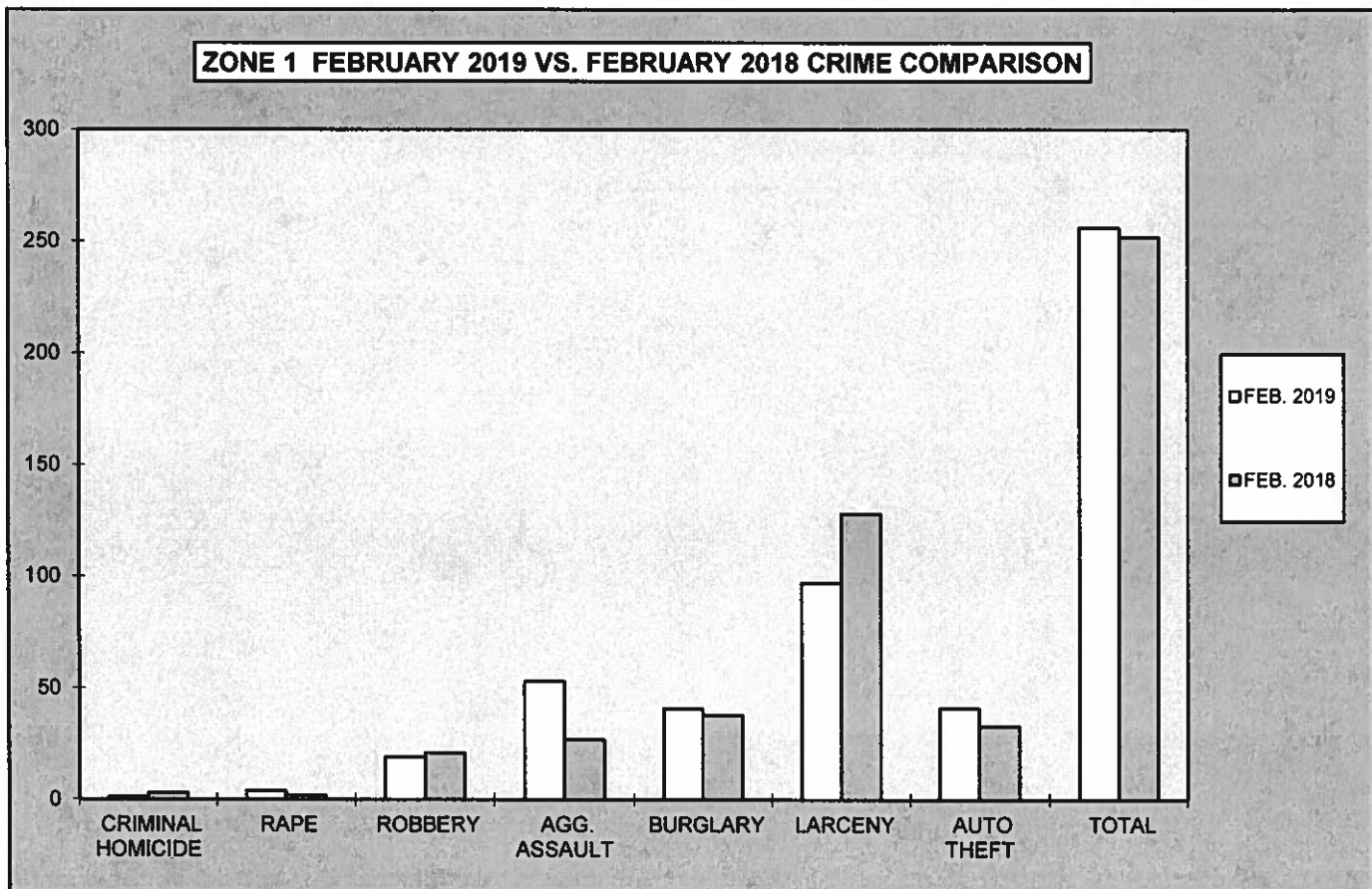
**2019
YEAR TO DATE AREA BREAKDOWN**

FIRST 2 MONTHS CRIME COMPARISON						
CRIME	ZONE 1	ZONE 2	ZONE 3	ZONE 4	ZONE 5	ZONE 6
CRIMINAL HOMICIDE	4	1	2	6	2	2
RAPE	9	5	6	9	4	3
ROBBERY	37	15	28	30	32	16
AGG. ASSAULT	97	23	64	62	48	28
BURGLARY	100	102	97	97	28	49
RESIDENCE	86	66	79	73	14	37
NON-RESIDENCE	14	36	18	24	14	12
LARCENY	222	701	210	256	599	400
POCKETPICKING	0	4	1	0	11	0
PURSE SNATCHING	5	8	1	12	12	4
SHOPLIFTING	59	148	20	30	52	71
FROM MOTOR VEHICLES	81	407	106	120	383	236
MOTOR VEH. PARTS/ACCESSORIES	11	14	17	18	10	10
BICYCLES	2	1	0	1	15	14
FROM BUILDINGS	27	70	19	23	72	22
FROM COIN OPERATED MACHINES	2	0	0	0	0	1
ALL OTHER	35	49	46	52	44	42
AUTO THEFT	80	104	86	97	71	65
TOTAL	549	951	493	557	784	563



**2019
MONTHLY CRIME COMPARISON**

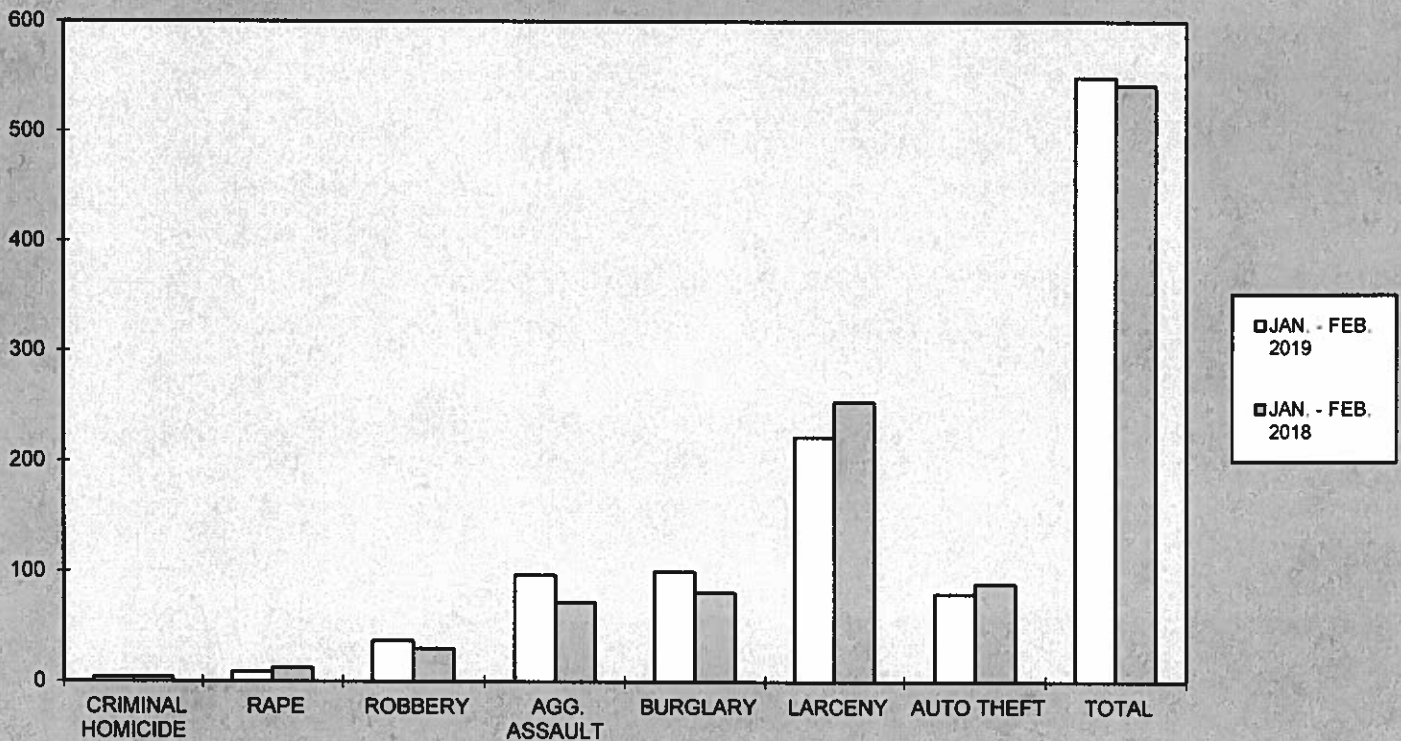
ZONE 1				
CRIME	FEB. 2019	FEB. 2018	# DIFFERENCE	% DIFFERENCE
CRIMINAL HOMICIDE	1	3	-2	-67%
RAPE	4	2	2	100%
ROBBERY	19	21	-2	-10%
AGG. ASSAULT	53	27	26	96%
BURGLARY	41	38	3	8%
RESIDENCE	36	33	3	9%
NON-RESIDENCE	5	5	0	0%
LARCENY	97	128	-31	-24%
POCKETPICKING	0	1	-1	-100%
PURSE SNATCHING	3	4	-1	-25%
SHOPLIFTING	28	25	3	12%
FROM MOTOR VEHICLES	40	64	-24	-38%
MOTOR VEH. PARTS/ACCESSORIES	5	12	-7	-58%
BICYCLES	1	0	1	100%
FROM BUILDINGS	6	12	-6	-50%
FROM COIN OPERATED MACHINES	1	1	0	0%
ALL OTHER	13	9	4	44%
AUTO THEFT	41	33	8	24%
TOTAL	256	252	4	2%



**2019
YEAR TO DATE CRIME COMPARISON**

ZONE 1				
CRIME	JAN. - FEB. 2019	JAN. - FEB. 2018	# DIFFERENCE	% DIFFERENCE
CRIMINAL HOMICIDE	4	4	0	0%
RAPE	9	12	-3	-25%
ROBBERY	37	30	7	23%
AGG. ASSAULT	97	72	25	35%
BURGLARY	100	81	19	23%
RESIDENCE	86	74	12	16%
NON-RESIDENCE	14	7	7	100%
LARCENY	222	254	-32	-13%
POCKETPICKING	0	1	-1	-100%
PURSE SNATCHING	5	6	-1	-17%
SHOPLIFTING	59	66	-7	-11%
FROM MOTOR VEHICLES	81	105	-24	-23%
MOTOR VEH. PARTS/ACCESSORIES	11	25	-14	-56%
BICYCLES	2	0	2	100%
FROM BUILDINGS	27	23	4	17%
FROM COIN OPERATED MACHINES	2	3	-1	-33%
ALL OTHER	35	25	10	40%
AUTO THEFT	80	89	-9	-10%
TOTAL	549	542	7	1%

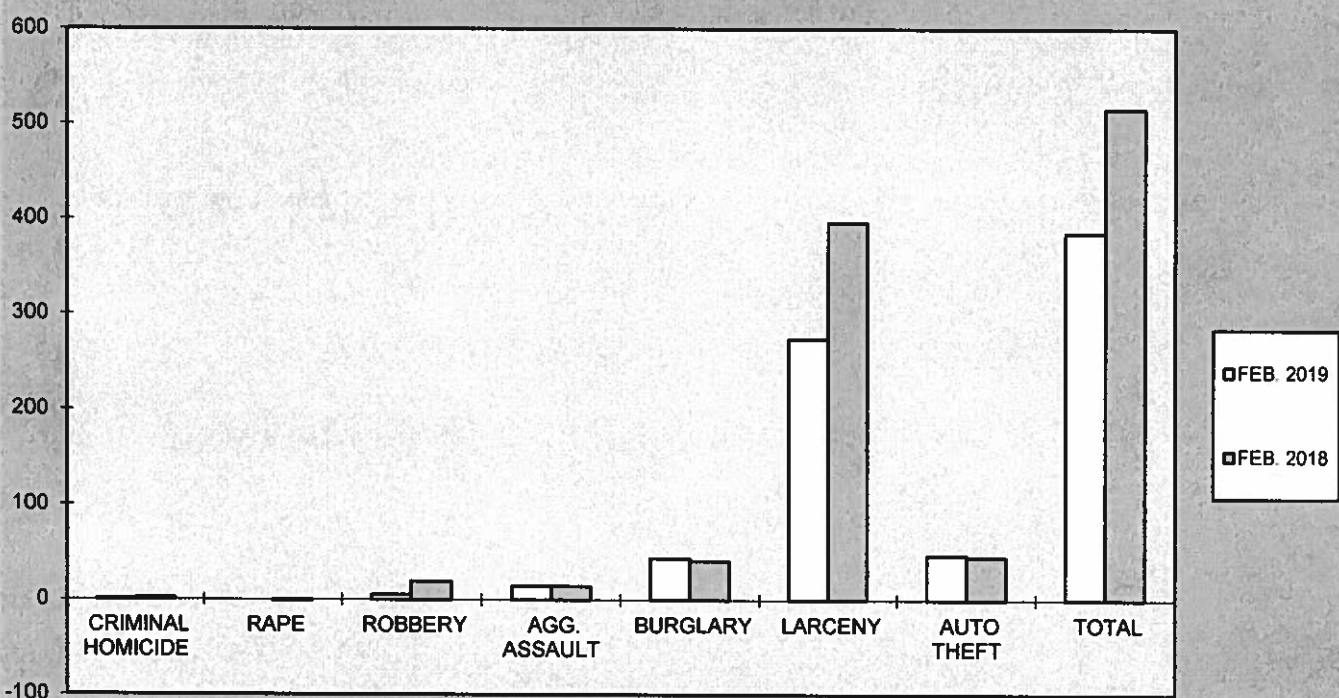
ZONE 1 YEAR TO DATE CRIME COMPARISON



**2019
MONTHLY CRIME COMPARISON**

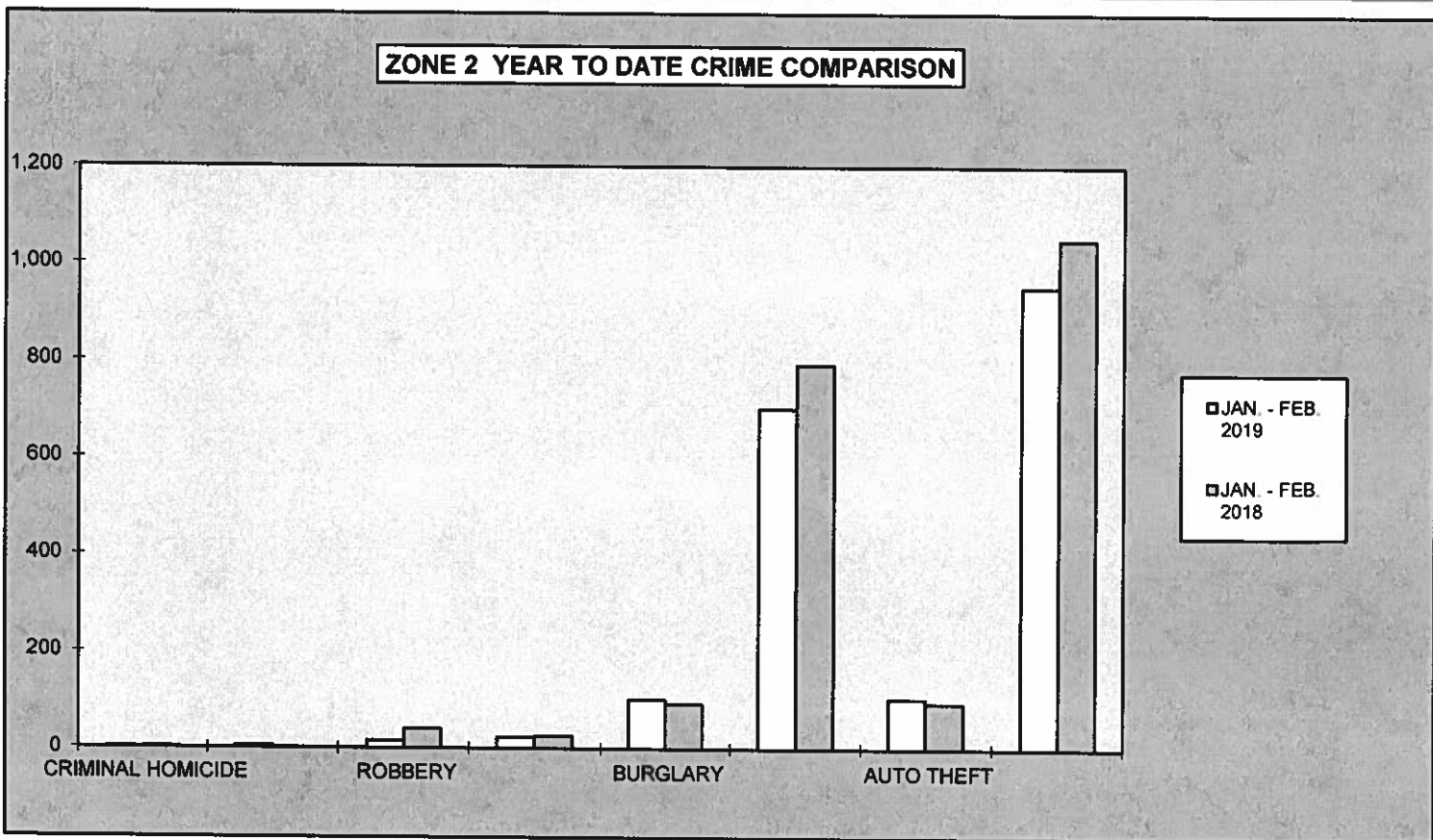
ZONE 2				
CRIME	FEB. 2019	FEB. 2018	# DIFFERENCE	% DIFFERENCE
CRIMINAL HOMICIDE	1	2	-1	-50%
RAPE	0	-1	1	-100%
ROBBERY	5	19	-14	-74%
AGG. ASSAULT	14	14	0	0%
BURGLARY	44	41	3	7%
RESIDENCE	26	24	2	8%
NON-RESIDENCE	18	17	1	6%
LARCENY	274	396	-122	-31%
POCKETPICKING	3	1	2	200%
PURSE SNATCHING	6	0	6	100%
SHOPLIFTING	76	114	-38	-33%
FROM MOTOR VEHICLES	130	201	-71	-35%
MOTOR VEH. PARTS/ACCESSORIES	3	13	-10	-77%
BICYCLES	1	4	-3	-75%
FROM BUILDINGS	33	32	1	3%
FROM COIN OPERATED MACHINES	0	0	0	0%
ALL OTHER	22	31	-9	-29%
AUTO THEFT	47	45	2	4%
TOTAL	385	516	-131	-25%

ZONE 2 FEBRUARY 2019 VS. FEBRUARY 2018 CRIME COMPARISON



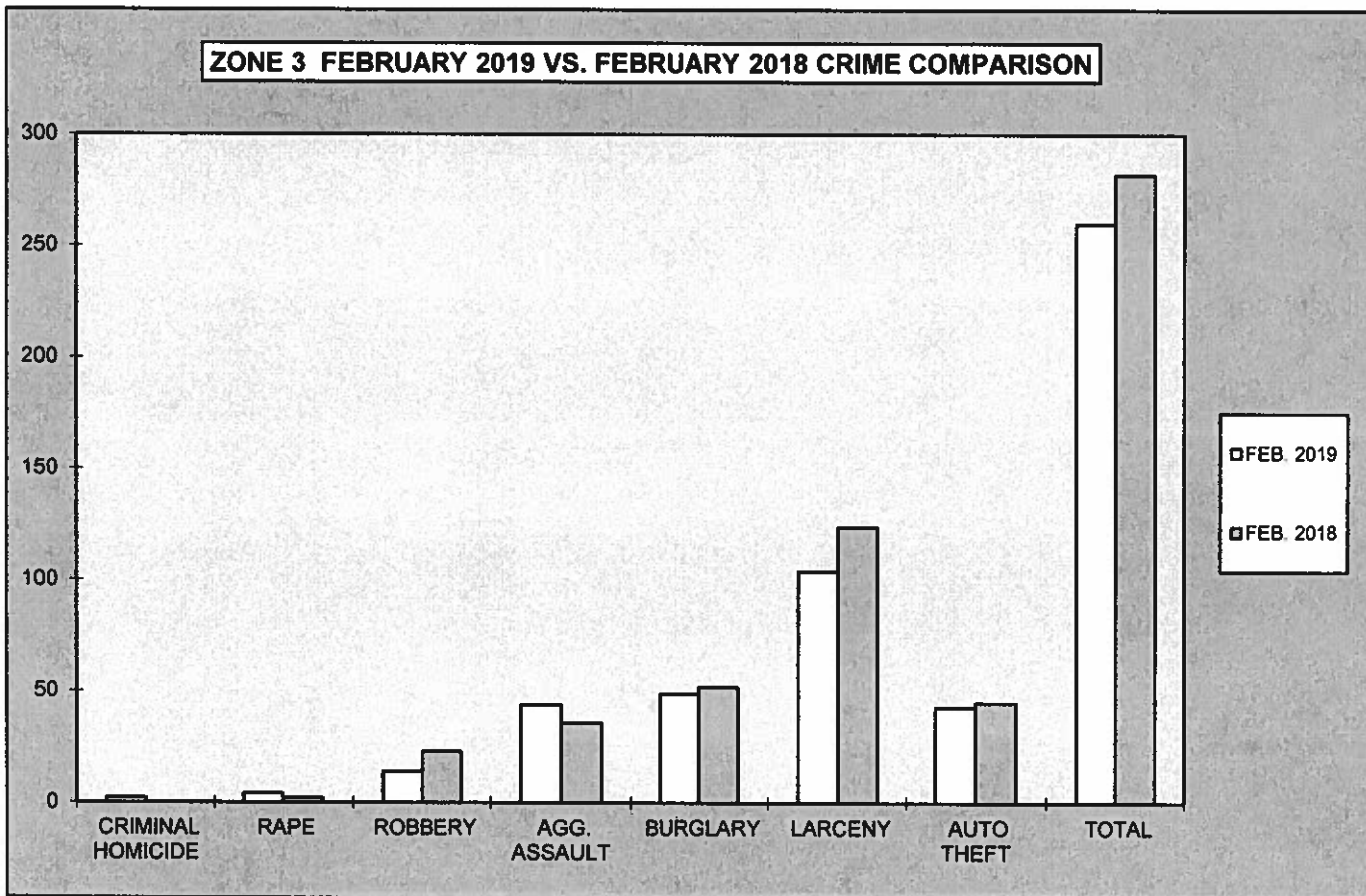
**2019
YEAR TO DATE CRIME COMPARISON**

ZONE 2				
CRIME	JAN. - FEB. 2019	JAN. - FEB. 2018	# DIFFERENCE	% DIFFERENCE
CRIMINAL HOMICIDE	1	2	-1	-50%
RAPE	5	1	4	400%
ROBBERY	15	40	-25	-63%
AGG. ASSAULT	23	26	-3	-12%
BURGLARY	102	93	9	10%
RESIDENCE	66	57	9	16%
NON-RESIDENCE	36	36	0	0%
LARCENY	701	792	-91	-11%
POCKETPICKING	4	5	-1	-20%
PURSE SNATCHING	8	4	4	100%
SHOPLIFTING	148	200	-52	-26%
FROM MOTOR VEHICLES	407	423	-16	-4%
MOTOR VEH. PARTS/ACCESSORIES	14	30	-16	-53%
BICYCLES	1	7	-6	-86%
FROM BUILDINGS	70	51	19	37%
FROM COIN OPERATED MACHINES	0	0	0	0%
ALL OTHER	49	72	-23	-32%
AUTO THEFT	104	95	9	9%
TOTAL	951	1,049	-98	-9%



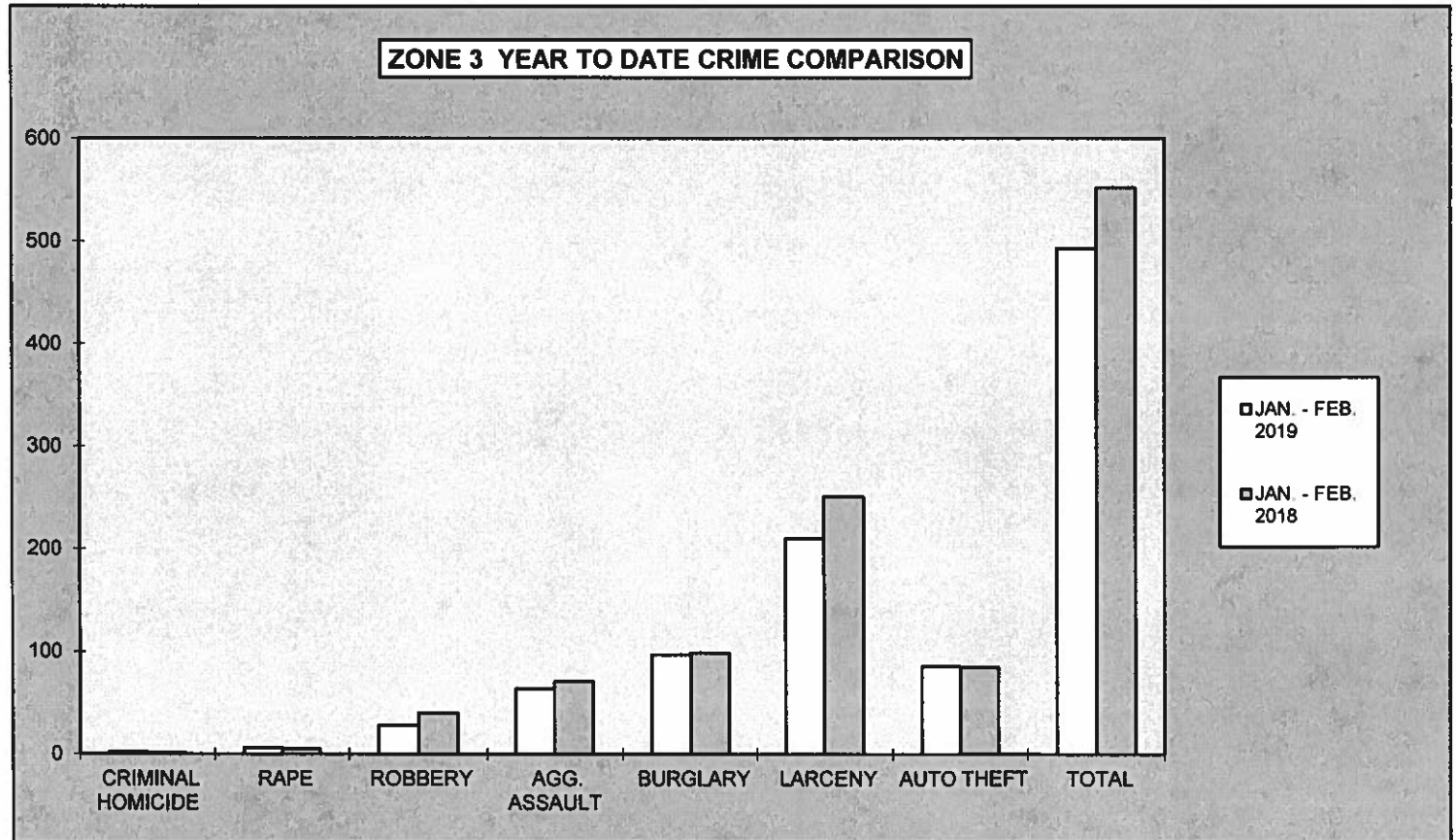
**2019
MONTHLY CRIME COMPARISON**

ZONE 3				
CRIME	FEB 2019	FEB 2018	# DIFFERENCE	% DIFFERENCE
CRIMINAL HOMICIDE	2	0	2	100%
RAPE	4	2	2	100%
ROBBERY	14	23	-9	-39%
AGG. ASSAULT	44	36	8	22%
BURGLARY	49	52	-3	-6%
RESIDENCE	41	36	5	14%
NON-RESIDENCE	8	16	-8	-50%
LARCENY	104	124	-20	-16%
POCKETPICKING	1	0	1	100%
PURSE SNATCHING	0	1	-1	-100%
SHOPLIFTING	8	6	2	33%
FROM MOTOR VEHICLES	53	65	-12	-18%
MOTOR VEH. PARTS/ACCESSORIES	9	19	-10	-53%
BICYCLES	0	1	-1	-100%
FROM BUILDINGS	10	12	-2	-17%
FROM COIN OPERATED MACHINES	0	0	0	0%
ALL OTHER	23	20	3	15%
AUTO THEFT	43	45	-2	-4%
TOTAL	260	282	-22	-8%



**2019
YEAR TO DATE CRIME COMPARISON**

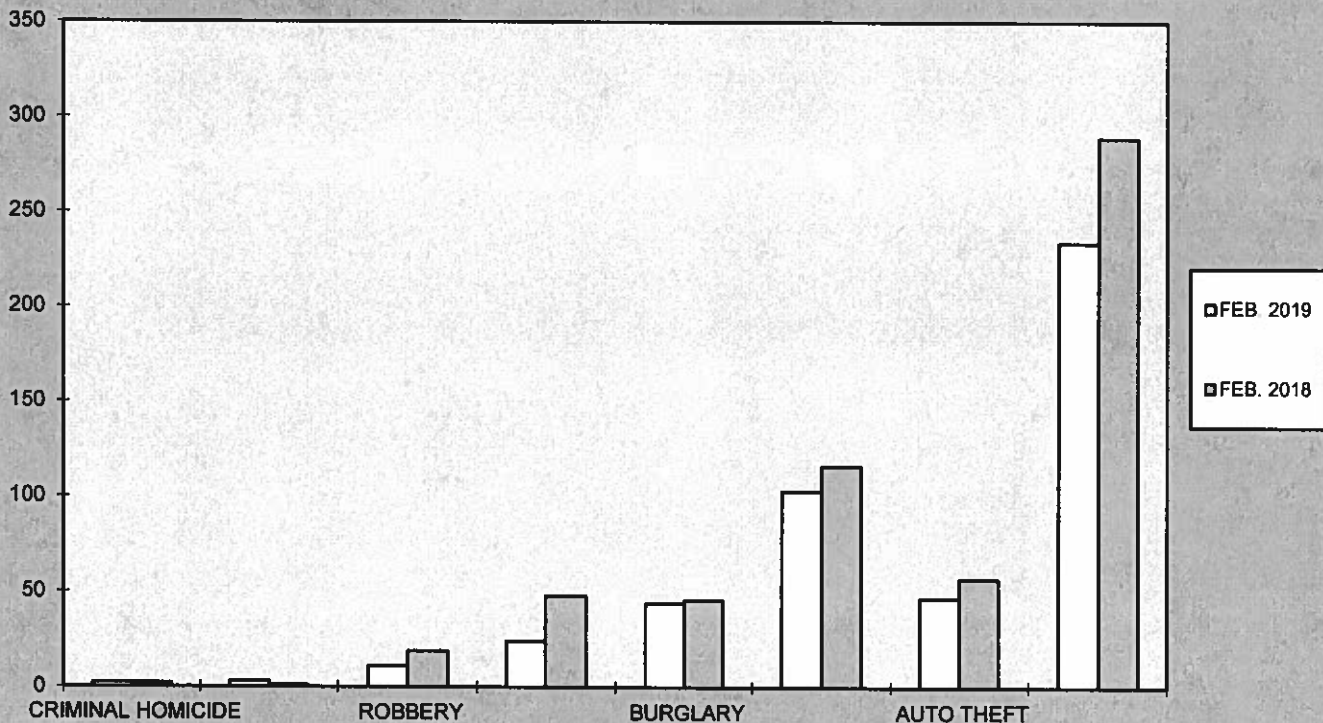
ZONE 3				
CRIME	JAN. - FEB. 2019	JAN. - FEB. 2018	# DIFFERENCE	% DIFFERENCE
CRIMINAL HOMICIDE	2	1	1	100%
RAPE	6	5	1	20%
ROBBERY	28	40	-12	-30%
AGG. ASSAULT	64	71	-7	-10%
BURGLARY	97	99	-2	-2%
RESIDENCE	79	72	7	10%
NON-RESIDENCE	18	27	-9	-33%
LARCENY	210	251	-41	-16%
POCKETPICKING	1	0	1	100%
PURSE SNATCHING	1	1	0	0%
SHOPLIFTING	20	17	3	18%
FROM MOTOR VEHICLES	106	134	-28	-21%
MOTOR VEH. PARTS/ACCESSORIES	17	36	-19	-53%
BICYCLES	0	2	-2	-100%
FROM BUILDINGS	19	21	-2	-10%
FROM COIN OPERATED MACHINES	0	0	0	0%
ALL OTHER	46	40	6	15%
AUTO THEFT	86	85	1	1%
TOTAL	493	552	-59	-11%



**2019
MONTHLY CRIME COMPARISON**

ZONE 4				
CRIME	FEB 2019	FEB 2018	# DIFFERENCE	% DIFFERENCE
CRIMINAL HOMICIDE	2	2	0	0%
RAPE	3	1	2	200%
ROBBERY	11	19	-8	-42%
AGG. ASSAULT	24	48	-24	-50%
BURGLARY	44	46	-2	-4%
RESIDENCE	35	35	0	0%
NON-RESIDENCE	9	11	-2	-18%
LARCENY	103	116	-13	-11%
POCKETPICKING	0	0	0	0%
PURSE SNATCHING	7	3	4	133%
SHOPLIFTING	10	17	-7	-41%
FROM MOTOR VEHICLES	45	58	-13	-22%
MOTOR VEH. PARTS/ACCESSORIES	5	8	-3	-38%
BICYCLES	1	1	0	0%
FROM BUILDINGS	9	9	0	0%
FROM COIN OPERATED MACHINES	0	0	0	0%
ALL OTHER	26	20	6	30%
AUTO THEFT	47	57	-10	-18%
TOTAL	234	289	-55	-19%

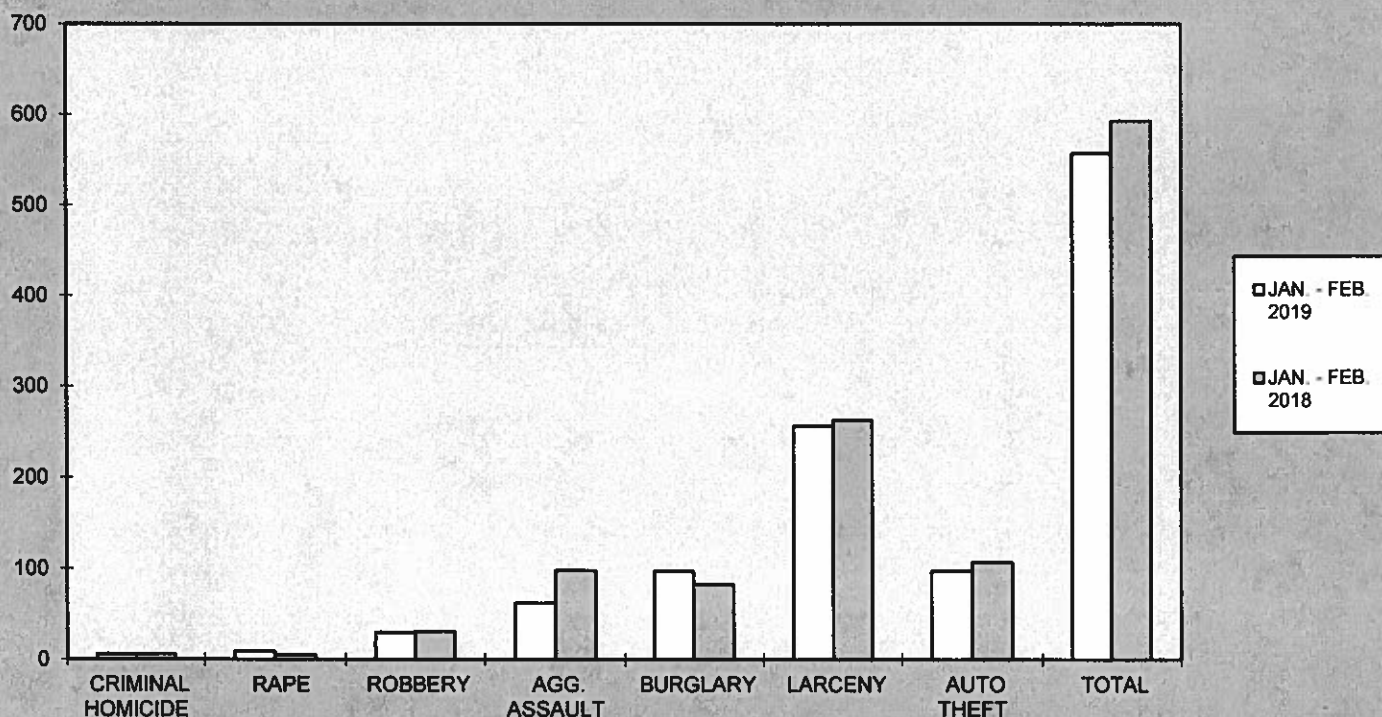
ZONE 4 FEBRUARY 2019 VS. FEBRUARY 2018 CRIME COMPARISON



**2019
YEAR TO DATE CRIME COMPARISON**

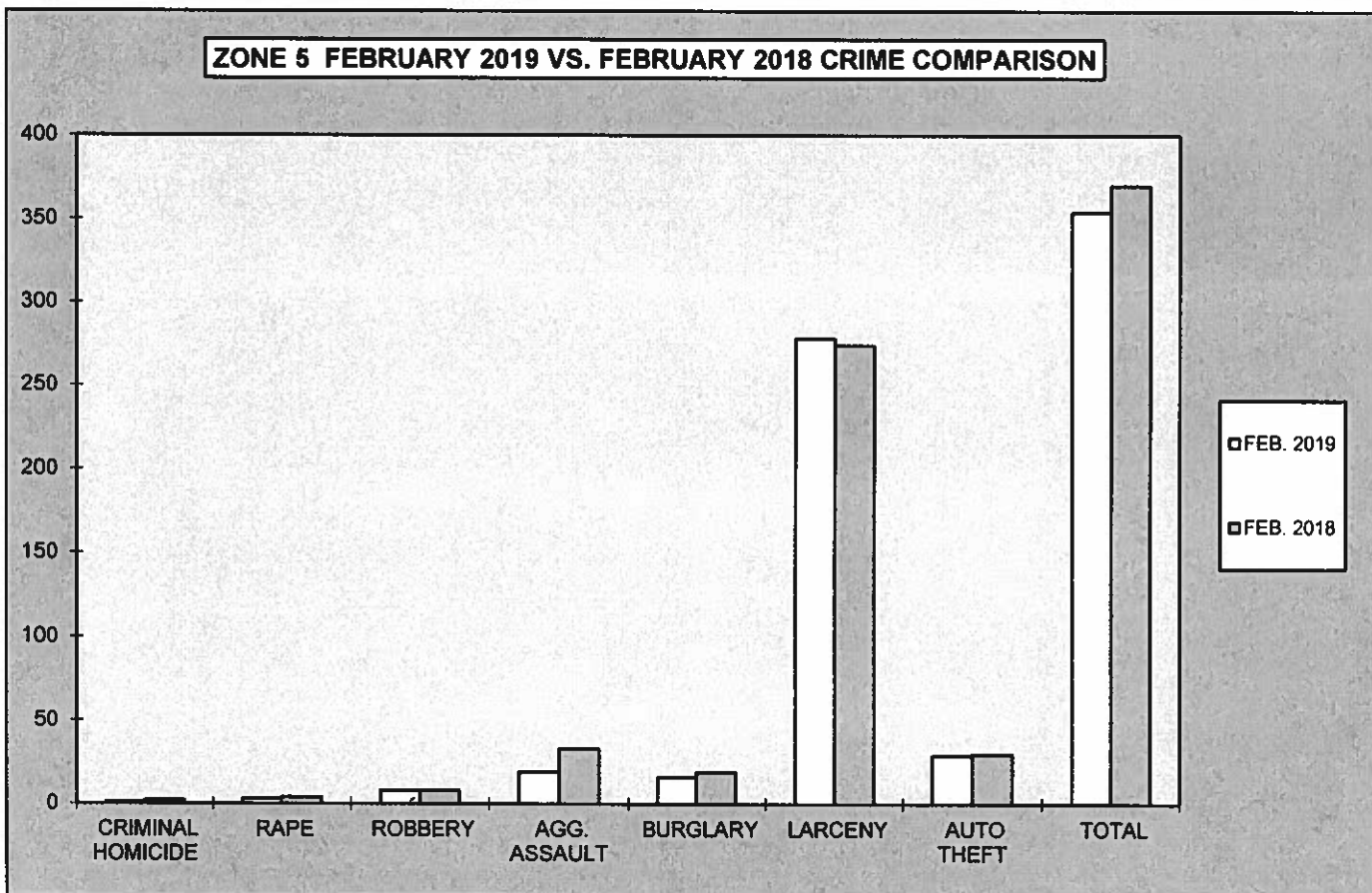
ZONE 4				
CRIME	JAN. - FEB. 2019	JAN. - FEB. 2018	# DIFFERENCE	% DIFFERENCE
CRIMINAL HOMICIDE	6	6	0	0%
RAPE	9	5	4	80%
ROBBERY	30	31	-1	-3%
AGG. ASSAULT	62	98	-36	-37%
BURGLARY	97	83	14	17%
RESIDENCE	73	62	11	18%
NON-RESIDENCE	24	21	3	14%
LARCENY	256	263	-7	-3%
POCKETPICKING	0	3	-3	-100%
PURSE SNATCHING	12	4	8	200%
SHOPLIFTING	30	43	-13	-30%
FROM MOTOR VEHICLES	120	131	-11	-8%
MOTOR VEH. PARTS/ACCESSORIES	18	21	-3	-14%
BICYCLES	1	1	0	0%
FROM BUILDINGS	23	20	3	15%
FROM COIN OPERATED MACHINES	0	0	0	0%
ALL OTHER	52	40	12	30%
AUTO THEFT	97	107	-10	-9%
TOTAL	557	593	-36	-6%

ZONE 4 YEAR TO DATE CRIME COMPARISON



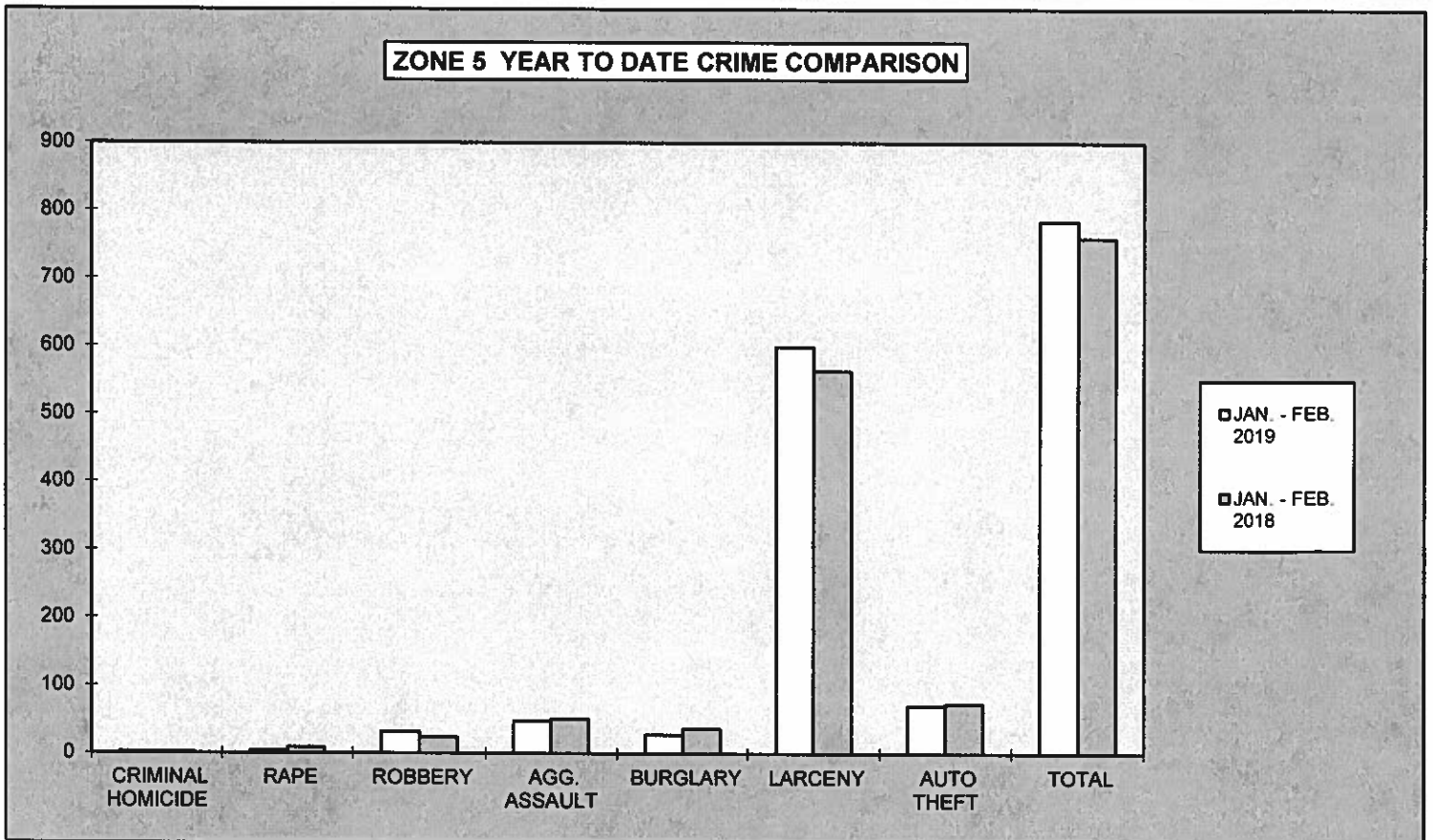
**2019
MONTHLY CRIME COMPARISON**

ZONE 5				
CRIME	FEB 2019	FEB 2018	# DIFFERENCE	% DIFFERENCE
CRIMINAL HOMICIDE	1	2	-1	-50%
RAPE	3	4	-1	-25%
ROBBERY	8	8	0	0%
AGG. ASSAULT	19	33	-14	-42%
BURGLARY	16	19	-3	-16%
RESIDENCE	8	14	-6	-43%
NON-RESIDENCE	8	5	3	60%
LARCENY	278	274	4	1%
POCKETPICKING	6	0	6	100%
PURSE SNATCHING	7	7	0	0%
SHOPLIFTING	27	27	0	0%
FROM MOTOR VEHICLES	166	174	-8	-5%
MOTOR VEH. PARTS/ACCESSORIES	3	8	-5	-63%
BICYCLES	8	9	-1	-11%
FROM BUILDINGS	38	27	11	41%
FROM COIN OPERATED MACHINES	0	0	0	0%
ALL OTHER	23	22	1	5%
AUTO THEFT	29	30	-1	-3%
TOTAL	354	370	-16	-4%



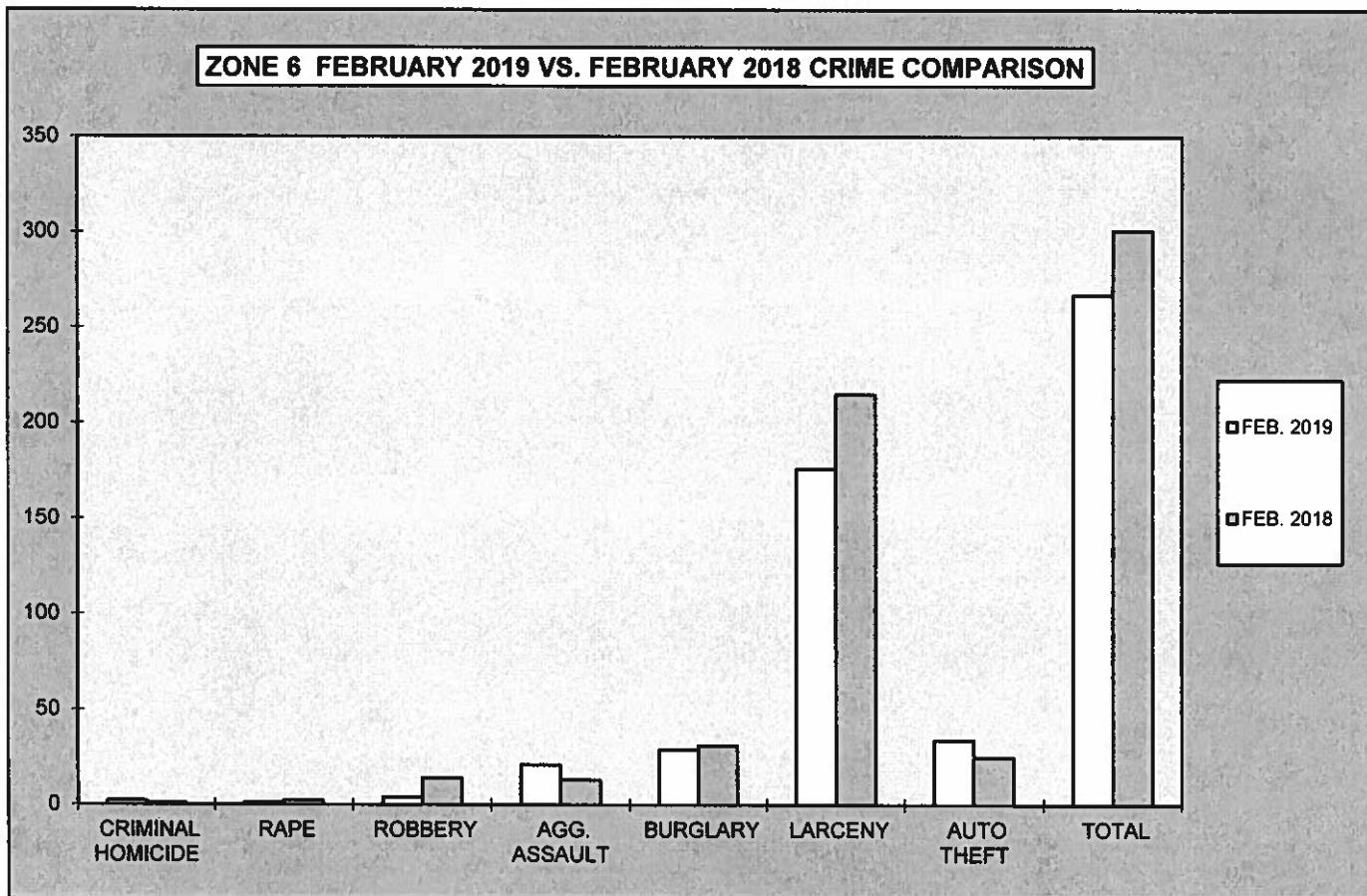
**2019
YEAR TO DATE CRIME COMPARISON**

ZONE 5				
CRIME	JAN - FEB 2019	JAN - FEB 2018	# DIFFERENCE	% DIFFERENCE
CRIMINAL HOMICIDE	2	2	0	0%
RAPE	4	9	-5	-56%
ROBBERY	32	24	8	33%
AGG. ASSAULT	48	51	-3	-6%
BURGLARY	28	37	-9	-24%
RESIDENCE	14	22	-8	-36%
NON-RESIDENCE	14	15	-1	-7%
LARCENY	599	563	36	6%
POCKETPICKING	11	1	10	1000%
PURSE SNATCHING	12	11	1	9%
SHOPLIFTING	52	45	7	16%
FROM MOTOR VEHICLES	383	376	7	2%
MOTOR VEH. PARTS/ACCESSORIES	10	15	-5	-33%
BICYCLES	15	11	4	36%
FROM BUILDINGS	72	59	13	22%
FROM COIN OPERATED MACHINES	0	0	0	0%
ALL OTHER	44	45	-1	-2%
AUTO THEFT	71	73	-2	-3%
TOTAL	784	759	25	3%



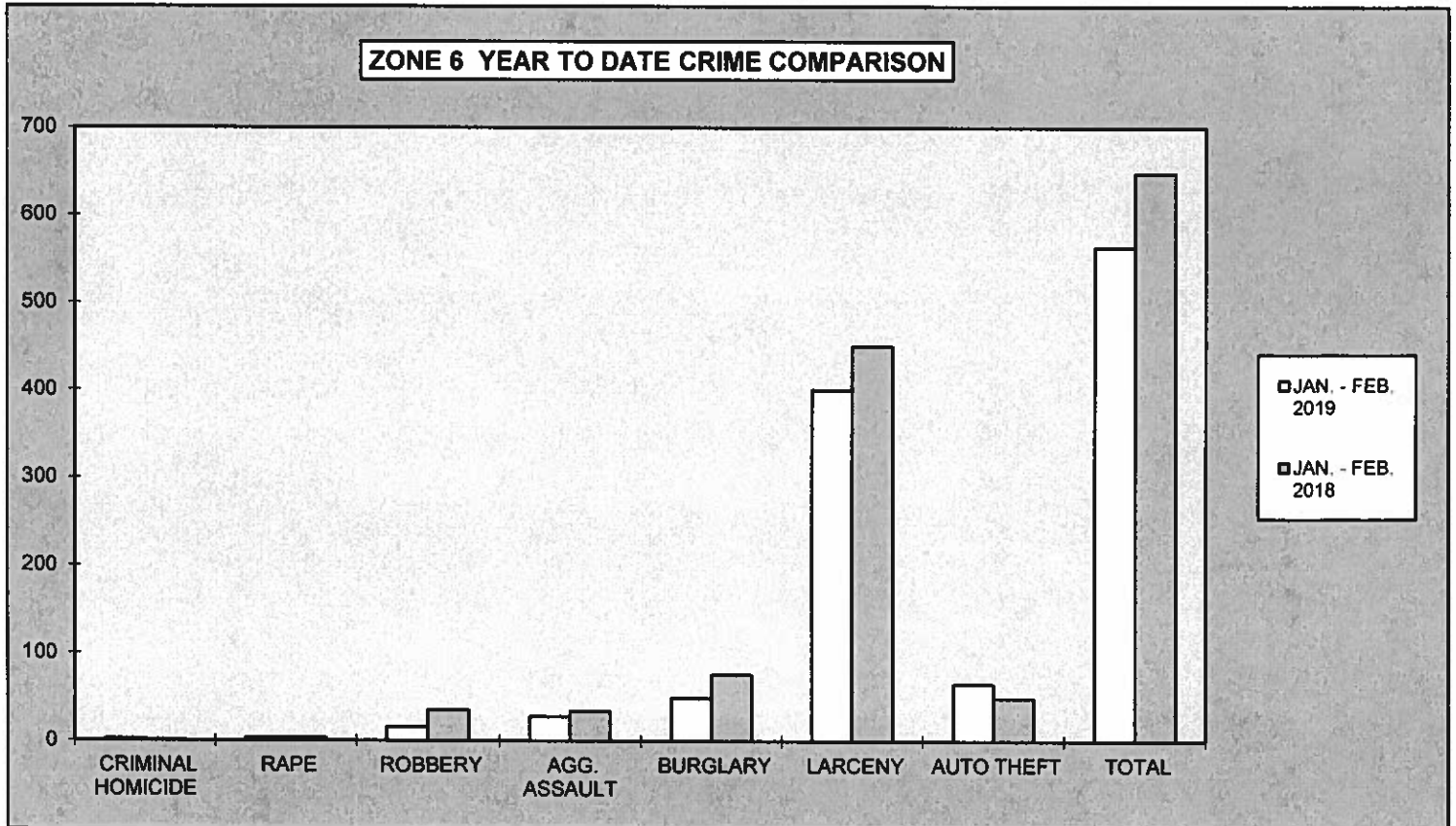
**2019
MONTHLY CRIME COMPARISON**

ZONE 6				
CRIME	FEB. 2019	FEB. 2018	# DIFFERENCE	% DIFFERENCE
CRIMINAL HOMICIDE	2	1	1	100%
RAPE	1	2	-1	-50%
ROBBERY	4	14	-10	-71%
AGG. ASSAULT	21	13	8	62%
BURGLARY	29	31	-2	-6%
RESIDENCE	24	22	2	9%
NON-RESIDENCE	5	9	-4	-44%
LARCENY	176	215	-39	-18%
POCKETPICKING	0	0	0	0%
PURSE SNATCHING	3	1	2	200%
SHOPLIFTING	30	45	-15	-33%
FROM MOTOR VEHICLES	103	127	-24	-19%
MOTOR VEH. PARTS/ACCESSORIES	5	6	-1	-17%
BICYCLES	3	6	-3	-50%
FROM BUILDINGS	8	8	0	0%
FROM COIN OPERATED MACHINES	1	0	1	100%
ALL OTHER	23	22	1	5%
AUTO THEFT	34	25	9	36%
TOTAL	267	301	-34	-11%



**2019
YEAR TO DATE CRIME COMPARISON**

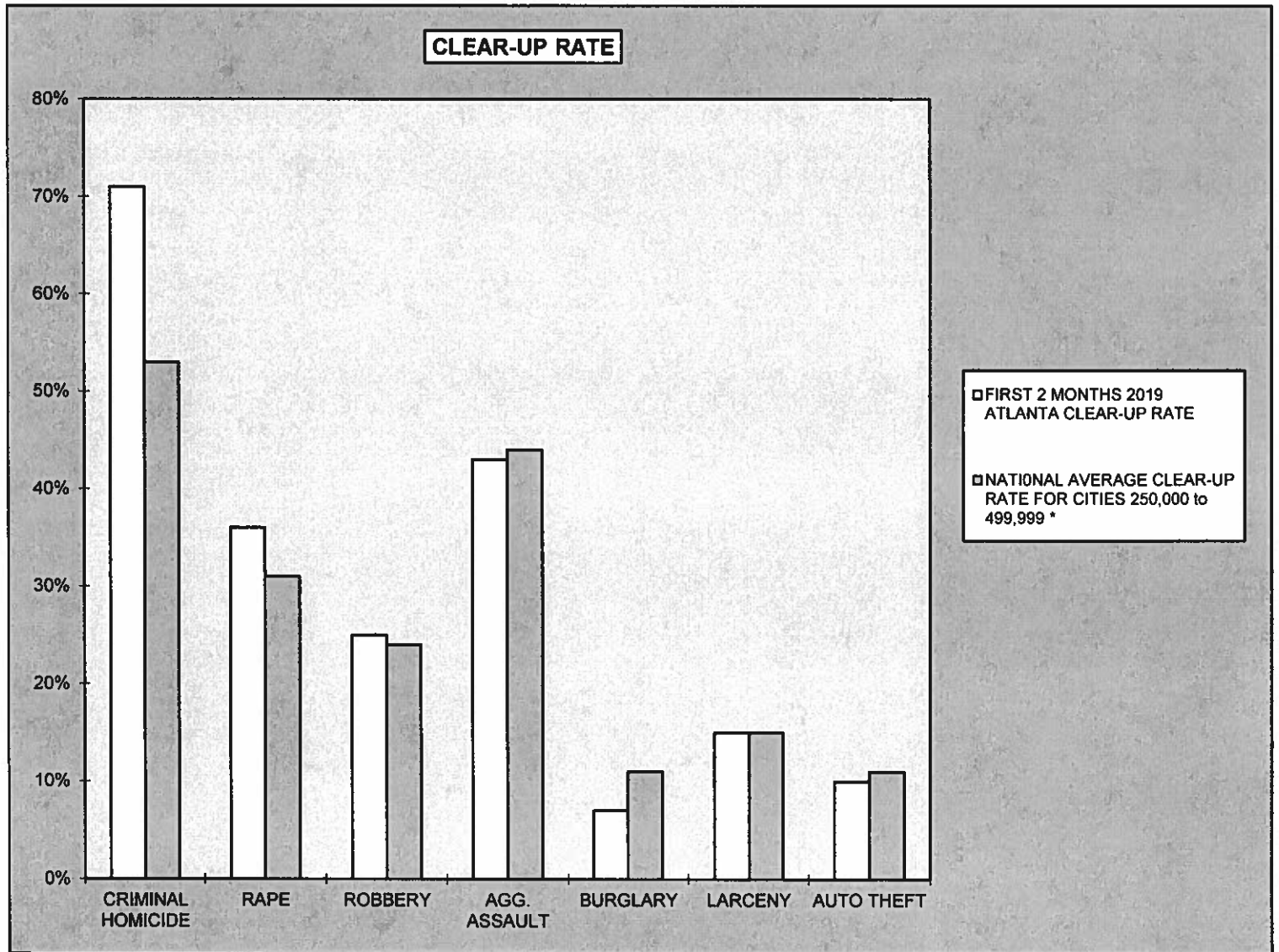
ZONE 6				
CRIME	JAN. - FEB. 2019	JAN. - FEB. 2018	# DIFFERENCE	% DIFFERENCE
CRIMINAL HOMICIDE	2	1	1	100%
RAPE	3	3	0	0%
ROBBERY	16	35	-19	-54%
AGG. ASSAULT	28	34	-6	-18%
BURGLARY	49	76	-27	-36%
RESIDENCE	37	59	-22	-37%
NON-RESIDENCE	12	17	-5	-29%
LARCENY	400	450	-50	-11%
POCKETPICKING	0	0	0	0%
PURSE SNATCHING	4	3	1	33%
SHOPLIFTING	71	81	-10	-12%
FROM MOTOR VEHICLES	236	272	-36	-13%
MOTOR VEH. PARTS/ACCESSORIES	10	17	-7	-41%
BICYCLES	14	14	0	0%
FROM BUILDINGS	22	19	3	16%
FROM COIN OPERATED MACHINES	1	0	1	100%
ALL OTHER	42	44	-2	-5%
AUTO THEFT	65	49	16	33%
TOTAL	563	648	-85	-13%



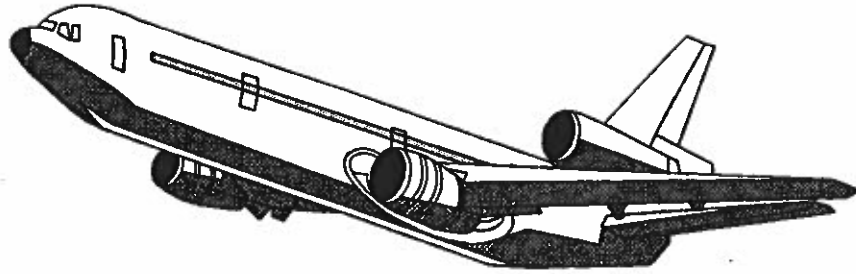
**2019
CRIME COMPARISON
CLEAR-UP RATE**

CRIME	FIRST 2 MONTHS 2019 ATLANTA CLEAR-UP RATE	NATIONAL AVERAGE CLEAR-UP RATE FOR CITIES 250,000 to 499,999 *
CRIMINAL HOMICIDE	71%	53%
RAPE	36%	31%
ROBBERY	25%	24%
AGG. ASSAULT	43%	44%
BURGLARY	7%	11%
LARCENY	15%	15%
AUTO THEFT	10%	11%

* National Average for Cities 250,000 to 499,999 Based on Latest Annual (2017) FBI Uniform Crime Report



APD



The Atlanta Airport
UNIFORM CRIME REPORTING



FEBRUARY 2019

SUPPORT SERVICES DIVISION
INFORMATION SERVICES SECTION

RETURN A - MONTHLY RETURN OF OFFENSES KNOWN TO THE POLICE

1-720b (Rev. 6-30-34)
OMB No. 1110-0001

This report is authorized by law Title 28, Section 534, U.S. Code. While you are not required to respond, your cooperation in forwarding this report by the 7th day after the close of the month to Uniform Crime Reports, Federal Bureau of Investigation, Washington, D.C. 20535, will assist in compiling comprehensive, accurate national crime figures on a timely basis.

1	2	3	4	5	6
CLASSIFICATION OF OFFENSES	OFFENSES REPORTED OR KNOWN TO POLICE (INCLUDE "UNFOUNDED" AND ATTEMPTS)	UNFOUNDED, I.E., FALSE OR BASELESS COMPLAINTS	NUMBER OF ACTUAL OFFENSES (COLUMN 2 MINUS COLUMN 3) INCLUDE ATTEMPTS	TOTAL OFFENSES CLEARED BY ARREST OR EXCEPTIONAL MEANS (INCLUDES COL. 6)	NUMBER OF CLEARANCES INVOLVING ONLY PERSONS UNDER 18 YEARS OF AGE
1. CRIMINAL HOMICIDE					
a. MURDER AND NONNEGLIGENT HOMICIDE	11	0	0	0	0
b. MANSLAUGHTER BY NEGLIGENCE	12				
2. FORCIBLE RAPE TOTAL	20	0	0	0	0
a. Rape by Force	21	0	0	0	0
b. Attempts to commit Forcible Rape	22	0	0	0	0
3. ROBBERY TOTAL	30	0	0	0	0
a. Firearm	31	0	0	0	0
b. Knife or Cutting Instrument	32	0	0	0	0
c. Other Dangerous Weapon	33	0	0	0	0
d. Strong-Arm (Hands, Fists, Feet, etc.)	34	0	0	0	0
4. ASSAULT TOTAL	40	11	0	11	9
a. Firearm	41	0	0	0	0
b. Knife or cutting instrument	42	0	0	0	0
c. Other Dangerous Weapon	43	0	0	0	0
d. Strong-Arm	44	0	0	0	0
e. Other Assaults - Simple, Not Aggravated	45	11	0	11	9
5. BURGLARY TOTAL	50	0	0	0	0
a. Forcible Entry	51	0	0	0	0
b. Unlawful Entry - No Force	52	0	0	0	0
c. Attempted Forcible Entry	53	0	0	0	0
6. LARCENY THEFT TOTAL (except Motor Vehicle Theft)	60	12	0	12	0
7. MOTOR VEHICLE THEFT TOTAL	70	4	0	4	2
a. Autos	71	4	0	4	2
b. Trucks and Buses	72	0	0	0	0
c. Other Vehicles	73	0	0	0	0
GRAND TOTAL	77	27	0	27	11

CHECKING ANY OF THE APPROPRIATE BLOCKS BELOW WILL ELIMINATE YOUR NEED TO SUBMIT REPORTS WHEN THE VALUES ARE ZERO. THIS WILL ALSO AID THE NATIONAL PROGRAM IN ITS QUALITY CONTROL EFFORTS.

NO SUPPLEMENTARY HOMICIDE REPORT SUBMITTED SINCE NO MURDERS, JUSTIFIABLE HOMICIDES, OR MANSLAUGHTER BY NEGLIGENCE OCCURRED IN THIS JURISDICTION DURING THE MONTH.

NO SUPPLEMENT TO RETURN A REPORT SINCE NO CRIME OFFENSES OR RECOVERY OF PROPERTY REPORTED DURING THE MONTH.

NO LAW ENFORCEMENT OFFICERS KILLED OR ASSAULTED REPORT SINCE NONE OF THE OFFICERS WERE ASSAULTED OR KILLED DURING THE MONTH.

NO AGE, SEX, AND RACE OF PERSONS ARRESTED UNDER 18 YEARS OF AGE REPORT SINCE NO ARRESTS OF PERSONS WITHIN THIS AGE GROUP.

NO AGE, SEX, AND RACE OF PERSONS ARRESTED 18 YEARS OF AGE AND OVER REPORT SINCE NO ARRESTS OF PERSONS WITHIN THIS AGE GROUP.

NO MONTHLY RETURN OF ARSON OFFENSES KNOWN TO LAW ENFORCEMENT REPORT SINCE NO ARSONS OCCURRED.

DO NOT USE THIS SPACE

	INITIALS
RECORDED	
EDITED	
ENTERED	
ADJUSTED	
LINKED	

* TOTALS INCLUDE PREVIOUS OFFENSES

** CHANGE OF STATUS

FEBRUARY 2019

Month and Year of Report

GA 060240X

Agency Identifier

MARCH 15, 2019

Date

ATLANTA AIRPORT POLICE - GEORGIA

Agency and State

LIEUTENANT

Title

Prepared By
[Signature]
CHIEF

CHIEF

Chief, Commissioner, Sheriff, or Superintendent

PROPERTY STOLEN BY CLASSIFICATION

CLASSIFICATION	Number of Actual (Column 4	Offenses Return A)	Monetary Value of Property Stolen
1. MURDER AND NONNEGLIGENT MANSLAUGHTER	12	0	\$ 0.00
2. FORCIBLE RAPE	20	0	\$ 0.00
3. ROBBERY			
(a) HIGHWAY (streets, alleys, etc.)	31	0	0.00
(b) COMMERCIAL HOUSE (except c, d, and f)	32	0	0.00
(c) GAS OR SERVICE STATION	33	0	0.00
(d) CONVENIENCE STORE	34	0	0.00
(e) RESIDENCE (anywhere on premises)	35	0	0.00
(f) BANK	36	0	0.00
(g) MISCELLANEOUS	37	0	0.00
TOTAL ROBBERY	30	0	\$ 0.00
5. BURGLARY - BREAKING OR ENTERING			
(a) RESIDENCE (dwelling)			
(1) NIGHT (6 p.m. - 6 a.m.)	51	0	0.00
(2) DAY (6 a.m. - 6 p.m.)	52	0	0.00
(3) UNKNOWN	53	0	0.00
(b) NON-RESIDENCE (store, office, etc.)			
(1) NIGHT (6 p.m. - 6 a.m.)	54	0	0.00
(2) DAY (6 a.m. - 6 p.m.)	55	0	0.00
(3) UNKNOWN	56	0	0.00
TOTAL BURGLARY	50	0	\$ 0.00
6. LARCENY - THEFT (Except Motor Vehicle Theft)			
(a) \$200 AND OVER	61	7	13,198.00
(b) \$50 TO \$200	62	0	0.00
(c) UNDER \$50	63	5	6.00
TOTAL LARCENY (Same as Item 6X)	60	12	\$ 13,204.00
7. MOTOR VEHICLE THEFT (Include Alleged Joy Ride)	70	4	\$ 42,000.00
GRAND TOTAL - ALL ITEMS	77	16	\$ 55,204.00
ADDITIONAL ANALYSIS OF LARCENY AND MOTOR VEHICLE THEFT			
6X. NATURE OF LARCENIES UNDER ITEM 6			
(a) POCKET-PICKING	81	0	0.00
(b) PURSE-SNATCHING	82	0	0.00
(c) SHOPLIFTING	83	0	0.00
(d) FROM MOTOR VEHICLES (except e)	84	0	0.00
(e) MOTOR VEHICLE PARTS AND ACCESSORIES	85	0	0.00
(f) BICYCLES	86	1	5,000.00
(g) FROM BUILDING (except c and h)	87	3	2.00
(h) FROM ANY COIN-OPERATED MACHINES (parking meters, etc.)	88	0	0.00
(i) ALL OTHER	89	8	8,202.00
TOTAL LARCENIES (Same as Item 6)	80	12	\$ 13,204.00
7X. MOTOR VEHICLES RECOVERED			
(a) STOLEN LOCALLY AND RECOVERED LOCALLY	91	2	
(b) STOLEN LOCALLY AND RECOVERED BY OTHER JURISDICTIONS	92	1	
(c) TOTAL LOCALLY STOLEN MOTOR VEHICLES RECOVERED (a & b)	93	3	
(d) STOLEN IN OTHER JURISDICTIONS AND RECOVERED LOCALLY	90	8	

SUPPLEMENT TO RETURN A
MONTHLY RETURN OF OFFENSES KNOWN TO THE POLICE

1-706 (Rev.8-30-94)
Form Approved
OMB No. 1110-0007

This report is authorized by law, Title 28, Section 534, U. S. Code. While you are not required to respond, your cooperation in submitting this report with the Return A will assist the FBI in compiling comprehensive, accurate figures on a timely basis.

This form deals with the nature of crime and the monetary value of property stolen and recovered. The total offenses recorded on the form should be the same as the number of actual offenses listed in Column 4 of the Return A for each crime class. Include attempted crimes on this form, but do not include unfounded offenses. If you cannot complete the report in all areas, please record as much information as is available. Tally sheets will be sent upon request.


PROPERTY BY TYPE AND VALUE

Type of Property (1)	Data Entry	Monetary Value of Property Stolen in Your Jurisdiction	
		Stolen (2)	Recovered (3)
(A) Currency, Notes, Etc.	01	\$ 200.00	\$ 0.00
(B) Jewelry and Precious Metals	02	4.00	0.00
(C) Clothing and Furs	03	496.00	0.00
(D) Locally Stolen Motor Vehicles	04	42,000.00	42,000.00
(E) Office Equipment	05	0.00	0.00
(F) Televisions, Radios, Stereos, Etc.	06	2,100.00	0.00
(G) Firearms	07	0.00	0.00
(H) Household Goods	08	0.00	0.00
(I) Consumable Goods	09	0.00	0.00
(J) Livestock	10	0.00	0.00
(K) Miscellaneous	11	10,404.00	0.00
TOTAL	00	\$ 55,204.00	\$ 42,000.00


The total of this column should agree with the Grand Total (DATA ENTRY 77) shown on page 2.

Include in this column all property recovered even though stolen in prior months. The above is an accounting for only that property stolen in your jurisdiction. This will include property recovered for you by other jurisdictions, but not property you recover for them.

MARCH 15, 2019
DATE


PREPARED BY

LIEUTENANT
TITLE


CHIEF

CHIEF, COMMISSIONER, SHERIFF OR SUPERINTENDENT

FEBRUARY 2019
Month and Year of Report

GA 060240X
Agency Identifier

ATLANTA AIRPORT POLICE - GEORGIA
Agency and State

ATLANTA AIRPORT POLICE
 AGE, SEX, AND RACE OF PERSONS ARRESTED
 16 YEARS OF AGE AND UNDER

MONTH FEBRUARY

YEAR 2019

CLASSIFICATION OF OFFENSES	SEX	AGE						TOTAL	RACE					ETHNIC		
		09	1012	1314	15	16	White		Black	Native Amer.	Asian/Pacific	Whi. Hispanic	Blck Hispanic			
Murder/Nonnegligent Manslaughter	M						0									
	F						0									
Manslaughter by Negligence	M						0									
	F						0									
Forcible Rape	M						0									
	F						0									
Robbery	M						0									
	F						0									
Aggravated Assault	M						0									
	F						0									
Burglary- Breaking or Entering	M						0									
	F						0									
Larceny - Theft (except Motor Vehicle Theft)	M						0									
	F						0									
Motor Vehicle Theft	M						0									
	F						0									
Other Assaults	M						0									
	F						0									
Arson	M						0									
	F						0									
Forgery and Counterfeiting	M						0									
	F						0									
Fraud	M						0									
	F						0									
Embezzlement	M						0									
	F						0									
Stolen Property; Buying, Receiving, Possessing	M						0									
	F						0									
Vandalism	M						0									
	F						0									
Weapons	M						0									
	F						0									
Prostitution and Commercialized Vice	M						0									
	F						0									

ATLANTA AIRPORT POLICE
 AGE, SEX, AND RACE OF PERSONS ARRESTED
 16 YEARS OF AGE AND UNDER

CLASSIFICATION OF OFFENSES	SEX	AGE						RACE					ETHNIC						
		0 9		10 12		13 14		15		16		TOTAL					Whi. Hispanic	Blck Hispanic	
17 Sex Offenses (except Rape and Prostitution)	M																		
	F																		
18 Drug Abuse Violations	M	0	0	0	0	0	0	0	0	0	0	0	0	0	0	0	0	0	0
	F	0	0	0	0	0	0	0	0	0	0	0	0	0	0	0	0	0	0
180 Grand Total																			
(1) Sale/Manufacturing Subtotal	M	0	0	0	0	0	0	0	0	0	0	0	0	0	0	0	0	0	0
	F	0	0	0	0	0	0	0	0	0	0	0	0	0	0	0	0	0	0
a Opium or Cocaine and their Derivatives	M																		
	F																		
b Marijuana	M																		
	F																		
c Synthetic Narcotics	M																		
	F																		
d Other Dangerous Non-Narcotic Drugs	M																		
	F																		
(2) Possession Subtotal	M	0	0	0	0	0	0	0	0	0	0	0	0	0	0	0	0	0	0
	F	0	0	0	0	0	0	0	0	0	0	0	0	0	0	0	0	0	0
e Opium or Cocaine and their Derivatives	M																		
	F																		
f Marijuana	M																		
	F																		
g Synthetic Narcotics	M																		
	F																		
h Other Dangerous Non-Narcotic Drugs	M																		
	F																		
19 Gambling	M	0	0	0	0	0	0	0	0	0	0	0	0	0	0	0	0	0	0
	F	0	0	0	0	0	0	0	0	0	0	0	0	0	0	0	0	0	0
a Bookmaking	M																		
	F																		
b Numbers and Lottery	M																		
	F																		
c All Other Gambling	M																		
	F																		
20 Offenses Against Family and Children	M																		
	F																		

ATLANTA AIRPORT POLICE
 AGE, SEX, AND RACE OF PERSONS ARRESTED
 16 YEARS OF AGE AND UNDER

MONTH FEBRUARY
 YEAR 2019

CLASSIFICATION OF OFFENSES	SEX	AGE					RACE					ETHNIC							
		0 9		10 12		13 14		15		16		TOTAL	White	Black	Native Amer.	Asian/Pacific	Whi. Hispanic	Blck Hispanic	
Driving Under the Influence	M																		
	F																		
Liquor Laws	M																		
	F																		
Drunkenness	M																		
	F																		
Disorderly Conduct	M																		
	F																		
Vagrancy	M																		
	F																		
All Other Offenses (except Traffic)	M																		
	F																		
Suspicion	M																		
	F																		
Curfew and Loitering	M																		
	F																		
Run-Aways	M																		
	F																		
Total		0	0	0	0	0	0	0	0	0	0	0	0	0	0	0	0	0	0

FEBRUARY 2019
 Month and Year of Report

GA 060240X
 Agency Identifier

MARCH 15, 2019
 Date

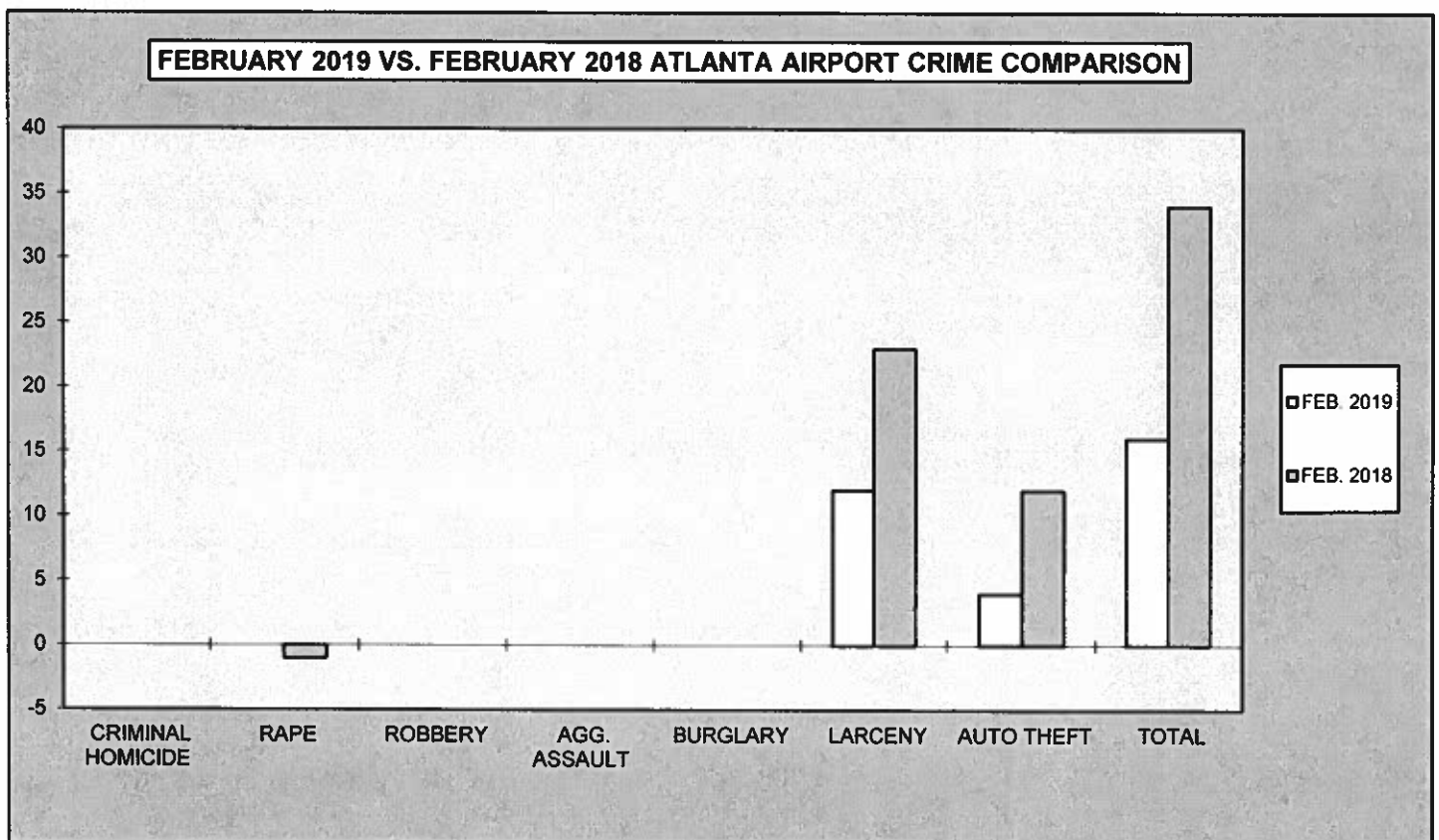

 Prepared By
 LIEUTENANT

ATLANTA AIRPORT POLICE - GEORGIA
 Agency and State

CHIEF
 Chief, Commissioner, Sheriff, or Superintendent

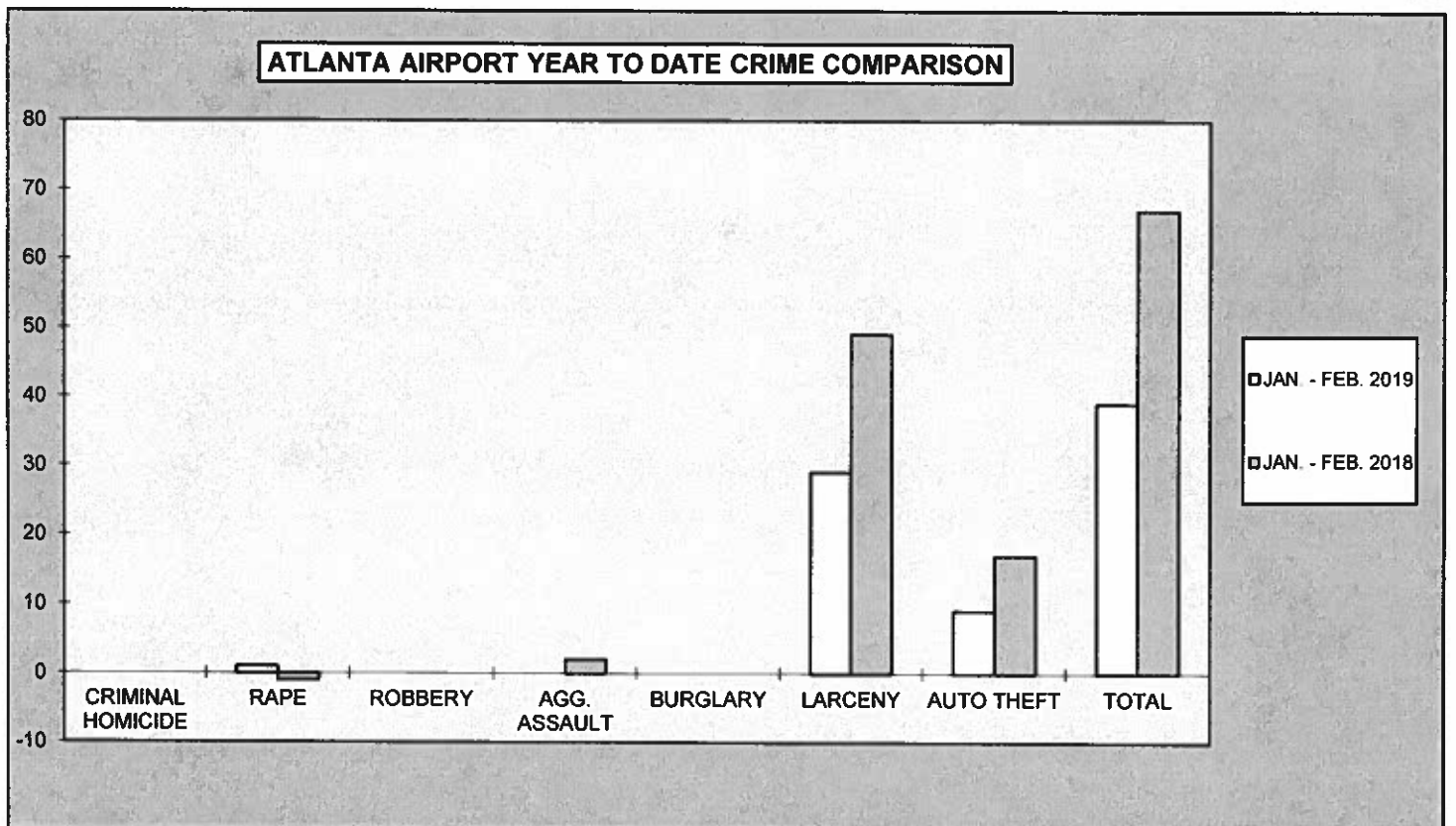
**2019
ATLANTA AIRPORT
MONTHLY CRIME COMPARISON**

CRIME	FEB. 2019	FEB. 2018	# DIFFERENCE	% DIFFERENCE
CRIMINAL HOMICIDE	0	0	0	0%
RAPE	0	-1	1	100%
ROBBERY	0	0	0	0%
AGG. ASSAULT	0	0	0	0%
BURGLARY	0	0	0	0%
RESIDENCE	0	0	0	0%
NON-RESIDENCE	0	0	0	0%
LARCENY	12	23	-11	-48%
POCKETPICKING	0	0	0	0%
PURSE SNATCHING	0	0	0	0%
SHOPLIFTING	0	2	-2	-50%
FROM MOTOR VEHICLES	0	3	-3	-100%
MOTOR VEH. PARTS/ACCESSORIES	0	1	-1	-100%
BICYCLES	1	0	1	100%
FROM BUILDINGS	3	8	-5	-63%
FROM COIN OPERATED MACHINES	0	0	0	0%
ALL OTHER	8	9	-1	-11%
AUTO THEFT	4	12	-8	-67%
TOTAL	16	34	-18	-53%



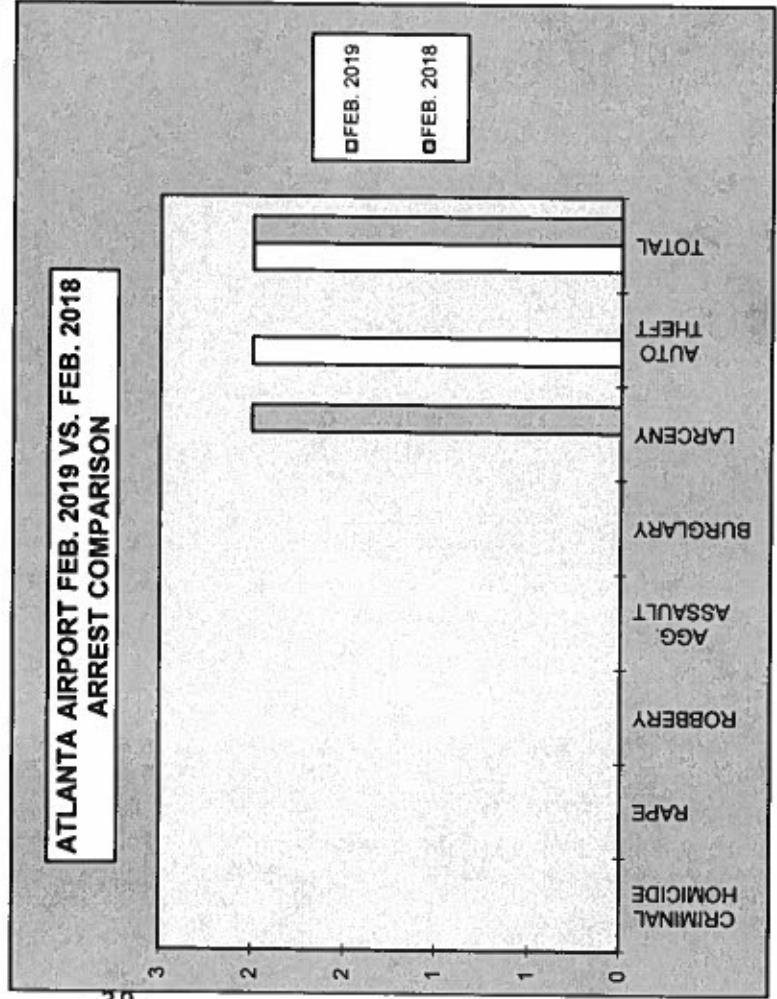
**2019
ATLANTA AIRPORT
YEAR TO DATE CRIME COMPARISON**

FIRST 2 MONTHS				
CRIME	JAN. - FEB. 2019	JAN. - FEB. 2018	# DIFFERENCE	% DIFFERENCE
CRIMINAL HOMICIDE	0	0	0	0%
RAPE	1	-1	2	200%
ROBBERY	0	0	0	0%
AGG. ASSAULT	0	2	-2	-100%
BURGLARY	0	0	0	0%
RESIDENCE	0	0	0	0%
NON-RESIDENCE	0	0	0	0%
LARCENY	29	49	-20	-41%
POCKETPICKING	1	0	1	100%
PURSE SNATCHING	0	0	0	0%
SHOPLIFTING	0	2	-2	-100%
FROM MOTOR VEHICLES	3	4	-1	-25%
MOTOR VEH. PARTS/ACCESSORIES	1	2	-1	-50%
BICYCLES	1	0	1	100%
FROM BUILDINGS	5	12	-7	-58%
FROM COIN OPERATED MACHINES	0	0	0	0%
ALL OTHER	18	29	-11	-38%
AUTO THEFT	9	17	-8	-47%
TOTAL	39	67	-28	-42%

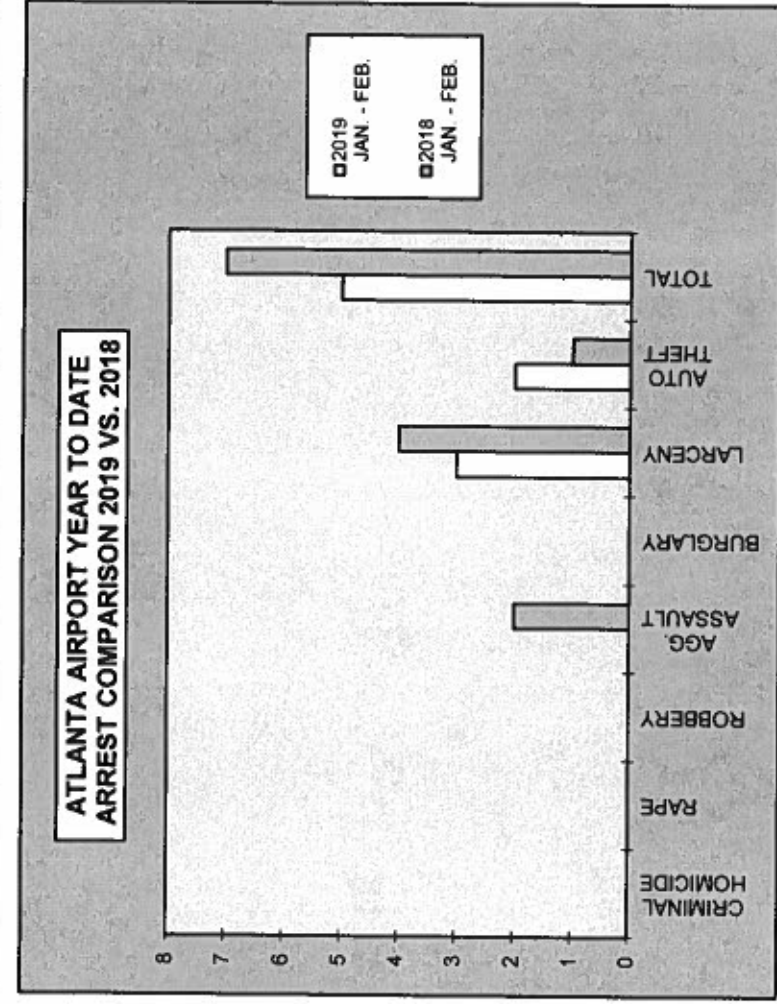


2019
ATLANTA AIRPORT
ARREST COMPARISON

FEBRUARY ARREST COMPARISON				
CRIME	FEB. 2019	FEB. 2018	# DIFFERENCE	% DIFFERENCE
CRIMINAL HOMICIDE	0	0	0	0%
RAPE	0	0	0	0%
ROBBERY	0	0	0	0%
AGG. ASSAULT	0	0	0	0%
BURGLARY	0	0	0	0%
LARCENY	0	2	-2	-100%
AUTO THEFT	2	0	2	100%
TOTAL	2	2	0	0%



FIRST 2 MONTHS ARREST COMPARISON				
CRIME	2019 JAN. - FEB.	2018 JAN. - FEB.	# DIFFERENCE	% DIFFERENCE
CRIMINAL HOMICIDE	0	0	0	0%
RAPE	0	0	0	0%
ROBBERY	0	0	0	0%
AGG. ASSAULT	0	2	-2	-100%
BURGLARY	0	0	0	0%
LARCENY	3	4	-1	-25%
AUTO THEFT	2	1	1	100%
TOTAL	5	7	-2	-29%



**2019
ATLANTA AIRPORT
CLEAR-UP RATE**

CRIME	ATLANTA AIRPORT FEB. 2019 CLEAR-UP RATE	ATLANTA AIRPORT FEB. 2018 CLEAR-UP RATE
CRIMINAL HOMICIDE	0%	0%
RAPE	0%	0%
ROBBERY	0%	0%
AGG. ASSAULT	0%	0%
BURGLARY	0%	0%
LARCENY	0%	9%
AUTO THEFT	50%	0%

