

Herbert T. Jenkins

# *Atlanta Police Academy*



## *2020 Use of Force Report*

*Completed By  
Sgt Steven Stewart  
PDU Supervisor*

## **Use of Force Policy**

The following excerpts are taken from the Atlanta Police Department Policy Manual, APD.SOP.3010 Use of Force:

The Atlanta Police Department recognizes and respects the value of human life and the right of people to be secure in their persons and property. Sworn employees who, in the performance of their duties, encounter situations where the use of force reasonably appears necessary to effect an arrest or detention, overcome resistance, control a subject, or protect themselves or others from injury or death, will only use that force which is reasonable and necessary to accomplish lawful objectives.

Any employee who applies force or takes an action that results in, or is alleged to have resulted in, the physical injury or death of another person is required to immediately notify his or her supervisor. An incident report describing the incident must be completed on Mark43; previously ICIS and submitted prior to the end of that employee's tour of duty.

An employee may use deadly force to apprehend a suspected felon only when:

1. He or she reasonably believes that the suspect possesses a deadly weapon or any object, device, or instrument which, when used offensively against a person, is likely to or does result in serious bodily injury and when he or she reasonably believes that the suspect poses an immediate threat of serious bodily injury to the officer or others; or
2. When there is probable cause to believe that the suspect has committed a crime involving the infliction or threatened infliction of serious physical harm (O.C.G.A. Section 17-4-20) and the employee reasonably believes that the suspect's escape would create a continuing danger of serious physical harm to any person."

The responding supervisor must complete a Use of Force Report (Form APD 809) on any incident defined in sections 4.5.2 through 4.5.7 before the end of that tour of duty. A hard copy of this form will be forwarded to the Central Records Unit.

The Training Section will conduct an annual analysis of all use of force reports filed to determine if any patterns or trends in the use of force exist within the Department that would affect the training needs of employees, equipment issued to employees, or Departmental policy and procedure. Copies will be provided to the Chief of Police, the Assistant Chief of Police, the Office of Professional Standards, Planning and Research/Accreditation Unit, and the City Attorney. Copies of this report will be kept on file for five years.

**C.A.L.E.A. Manual for Law Enforcement Standards  
2020 Use of Force Report and Use of Force Standards**

**4.2.4 (LE1)**

**(M M M M) (LE1) Analyze Reports from Use of Force 47**

· **Annually, the agency conducts an analysis of its use of force activities, policies and practices. The analysis should identify: 11**

- a. Date and time of incidents; 11**
- b. Types of encounters resulting in use of force; 11**
- c. Trends or patterns related to race, age and gender of subjects involved, 11**
- d. Trends or patterns resulting in injury to any person including employees, and 11**
- e. Impact of findings on policies, practices, equipment, and training, 11**

· **Commentary--**

· **A review of incidents of force may reveal patterns or trends that could indicate training needs, equipment upgrades, and/or policy modifications. The process of collecting and reviewing the reports is also critical to this analysis. Time sensitive standard. (M M M M) (LE1)**

**4.2.5**

**[Print]**

**(M M M M) Assault on Sworn Officer Review36**

· **Annually, the agency conducts a review of all assaults on law enforcement officers to determine trends or patterns, with recommendations to enhance officer safety, revise policy, or address training issues. --**

· **Commentary--**

· **Assaults on law enforcement officers are critical events that significantly impact the safety of public safety personnel. These events can include felony or misdemeanor charges or related charges, and the review should evaluate the**

**implications of each type of event based on these and other criteria. Other criteria**

**might include time of day, type of initial call, presence of multiple officers, or prior history of the arrestee(s). The purpose of the review is to determine what actions the agency may take to enhance officer safety, prepare the organization for request for information regarding use of force events, and maintain training curriculums that are predicated on real data from field-based events.**

## Executive Summary

Atlanta Police officers arrested **20976** individuals in 2020, compared to **31080 individuals** in 2019. That puts our arrest totals down **-32.51%** for the year. The Atlanta Police Academy reviewed **380** Use of Force Reports associated with those arrest compared to **373** Use of Force Reports in 2019.

*It is important to note that these statistics do not take into account the hundreds of thousands of other police-citizen encounters that did not result in any use of force or arrest. (These include traffic stops, 911 calls for service and routine police encounters)*

Totals	2020	2019	2018	2017
Arrests	20976	31080	31034	32997
Use of Force Reports	380	373	528	477

In 2020, the Atlanta Police Department received a total of **380** Use of Force Reports (**286 Person, 90 Property and 4 Property/Person combined**) compared to **373** Use of Force Reports received in 2019 for a decrease of **1.8 %** in reported use of force incidents.

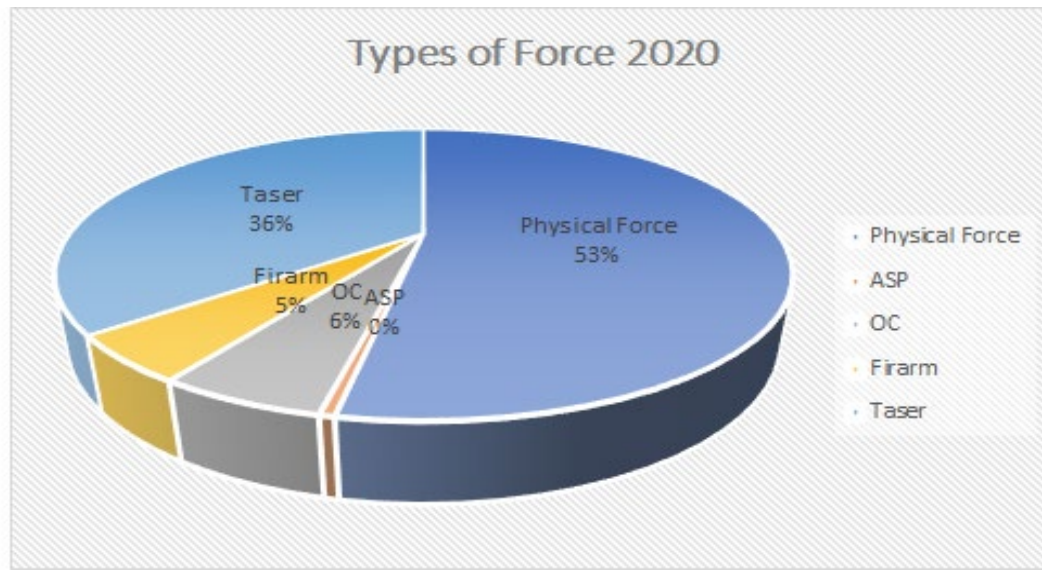
Type of Force	2020	2019	Change +/-	% Change
Physical/Door Breach/Stop Stick	201	232	-31	-15%
<b>O.C.</b>	22	19	+3	13%
<b>ASP Baton</b>	2	14	-12	-85%
<b>Firearm</b>	19	10	+9	47%
<b>Taser</b>	136	98	+38	27%
<b>Total Reports</b>	<b>380</b>	<b>373</b>	<b>+7</b>	<b>2%</b>

In 2020, most of Use of Force incidents involved officers using physical force to obtain control of an arrestee. The use of **Physical Force** decreased from **232** incidents in **2019** to **201** incidents in 2020 (**-31%**) when attempting to control perpetrators. Of the remaining use of force options, officers used **O.C. spray** in **22** incidents, up from **19** occurrences in 2019 (**13%**); **ASP Batons** in **2** incidents, down from **14** occurrences in 2019 (**85%**); **Firearms** in **19** incidents, up from 10 occurrences in 2019 (**47%**); and their **Taser** in **136** incidents, up from 98 occurrences in 2019 (**27%**).

*\*Please note that there was an increase in Firearm related use of force for the year 2020. Nine (9) of the related use of force incidents were discharges towards animals or a firearm was pointed at a person but not discharged.*

**All cases are currently under Active review by OPS. These statistics will be further detailed in the Firearm portion of this report.**

The 2020 analysis shows that force usage is down in the categories of OC Spray, Physical Force, and Taser. According to the 2020 Use of Force Analysis, Firearm usage is up slightly.



The introduction of the Conducted Electronic Weapon (CEW - Taser) and its usage has minimized the amount of physical force and injury causation to both officers and arrestees. Taser dependence amongst officers has grown continuously since the introduction of the device in 2013. More than 95% of the department has been outfitted with the Taser. This increase of personnel having access to the Taser device as an option of force has increased its use and dependency. The CEW (Taser) has been a very effective tool in gaining compliance with potentially combative subjects, as well as actual combative subjects with minimal mechanical issues and minimal injury to both officers and subjects.

In 2020 the Atlanta Police Department transitioned from the X2 Taser to the more effective Taser 7 model. The Taser 7 model offered officers a more accurate device at greater distances. The deployment and use of CEW-Taser amongst officers have been consistent the last two years only having the variance of (24) twenty-four fewer incidents in 2020.

Remedial training has been provided to officers who have used their Tasers in conditions that would present a hazard to the suspect (i.e. rain, wet conditions, uneven terrain and while the suspect is fleeing). Four (4) officers were given remedial training with their Taser at the Academy.

*One of the main issues we noticed with officers using their Taser was their handling of the taser after the suspect was tased. Many officers were hesitant to go hands-on and secure the suspect while the effects of the tasing was apparent. This is call cuffing under-power and is an effect way to secure combative suspects. Some officers also fail to secure their tasers prior to going hands-on or comminate to additional personnel on scene that assistance was needed in securing the suspect. These issues were addressed in in-service during the transition to Taser 7. Officer were shown the proper use of a Taser-Team and demonstrations on Cuffing Under-Power.*

The remedial training was conducted in a classroom via PowerPoint (Use of Force/Taser 7) and the gymnasium using practical application of the Taser.

*During the practical application of the Taser, officers were instructed to run the length of the gymnasium towards a suspect in a fighting stance. The officer was then given a command (Threat) at which time the officer would draw their Taser and fire one live cartridge at the target. The Officer would then be given instruction on how to "Arc" their Taser, best and safest location on the body of the suspect to make contact with prongs and how to safely remove fired cartridges from the Taser.*

Officers who received remedial training for other types of UOF were instructed via power point and the MILO simulator. One (1) officer was remediated for the handling of his ASP baton, and one (1) officer was remediated for Physical force. There was a total of 6 officers remediated for the year of 2020.

***Please note, due to COVID restrictions and the closing of the Academy for several months the process of physically remediating officers was not an option. For those officers that were not physically brought into the Academy were communicated to via emails, Teams, and Zoom.***

Those cases that presented evidence indicating that unreasonable or unnecessary force was used were directed to the department's Office of Professional Standards (OPS) Unit for further review. OPS handled 28 cases of UOF in 2020, compared to the 14 cases 2019 which was a (50%) increase. There was 10 officer involved shootings and 18 UOF complaints for the year of 2020. There was a total of 38 officers involved.

<b>Firearm UOF Categories and Complaints Filed</b>
--

There were 15 officers involved in 10 weapon discharges in 2020. Twenty-three (23) officers were involved in 18 UOF complaints.

<b>Name of Officer</b>	<b>Date</b>	<b>File Number</b>	<b>Location</b>	<b>Status of Suspect</b>	<b>Suspect Race/Gender</b>	<b>Officer Race/Gender</b>
F. Schimmel	1/18/2020	20-I-0061-PS	3393 Peachtree	Injured	B/M	W/M
D. Joseph	2/9/2020	20-I-0097-PS	201 Courtland St	Deceased	B/M	B/M
M. Brown J. Knight	3/23/2020	20-I-0171-PS	600 Martin St	Injured	B/M	B/M B/F
K. Gibson	3/23/2020	20-I-0172-PS	2848 Elenor Ter	Injured	B/F	B/M
M. Brookshire	3/17/2020	20-I-0173-PS	2184 Piedmont	Deceased	B/M	B/M W/M
G. Ferrick						W/M
D. Brosnan						B/M
L. Sawyer						W/M
K. Shelley						B/F
P. White						
J. Hordesky	4/25/2020	20-I-0207-PS	111 Boulevard	Injured	B/M	W/M
K. White J. Only	5/25/2020	20-I-0244-PS	375 Highland Ave	Injured	B/M	B/M B/M
G. Rolfe	6/12/2020	20-I-0270-PS	125 University	Deceased	B/M	W/M
A. McDonald	9/21/2020	20-I-0385-PS	510 Casanova St	Deceased	B/M	B/F



O. Boyd	11/6/2020	20-I-0452-	255 Trinity	2/Deceased	B/M's	B/M
M. Gordon		PS	Ave	1/Injured		B/M

**Use of Force Complaints 2020**

Inc: IA No	Inc: Open date	Alleg: Allegation	Off: First name	Off: Last name	Off: Race	Off: Sex
20C0114U AF	02/26/2020	2.50 Maltreatment or Unnecessary Force	W	AGENOR	BLACK	MALE
20C0179U AF	4/3/2020	2.50 Maltreatment or Unnecessary Force	G	SIMEON	BLACK	MALE
20C0184U AF	04/07/2020	2.50 Maltreatment or Unnecessary Force	B	BIRD	BLACK	MALE
20C0190U AF	4/9/2020	2.50 Maltreatment or Unnecessary Force	C	JOHNSON	BLACK	MALE
20C0192U AF	3/28/2020	2.50 Maltreatment or Unnecessary Force	R	WHALEY	BLACK	MALE
20C0279U AF	06/22/2020	2.50 Maltreatment or Unnecessary Force	B	PECTOL	WHITE	MALE
20C0315U AF	7/27/2020	2.50 Maltreatment or Unnecessary Force	S	DARLENE	BLACK	FEMALE
20C0403U AF	10/02/2020	2.50 Maltreatment or Unnecessary Force	D	BROWN	BLACK	MALE
20C0442U AF	12/02/2020	2.50 Maltreatment or Unnecessary Force	X	MARTIN	Black	Male
20C0442U AF	12/02/2020	2.50 Maltreatment or Unnecessary Force	B	VAYENS	White	Male
20C0461U AF	11/24/2020	2.50 Maltreatment or Unnecessary Force	J	BRANDT	WHITE	MALE
20C0461U AF	11/24/2020	2.50 Maltreatment or Unnecessary Force	J	RIEMENSCHIEDER	BLACK	MALE
20I0068UA F	2/6/2020	2.50 Maltreatment or Unnecessary Force	Z	MURPHY	BLACK	MALE
20I0079UA F	2/10/2020	2.50 Maltreatment or Unnecessary Force	A	GAINES	BLACK	MALE
20I0247UA F	5/30/2020	2.50 Maltreatment or Unnecessary Force	R	CLAUD	WHITE	MALE
20I0247UA F	5/30/2020	2.50 Maltreatment or Unnecessary Force	M	GARDNER	BLACK	MALE

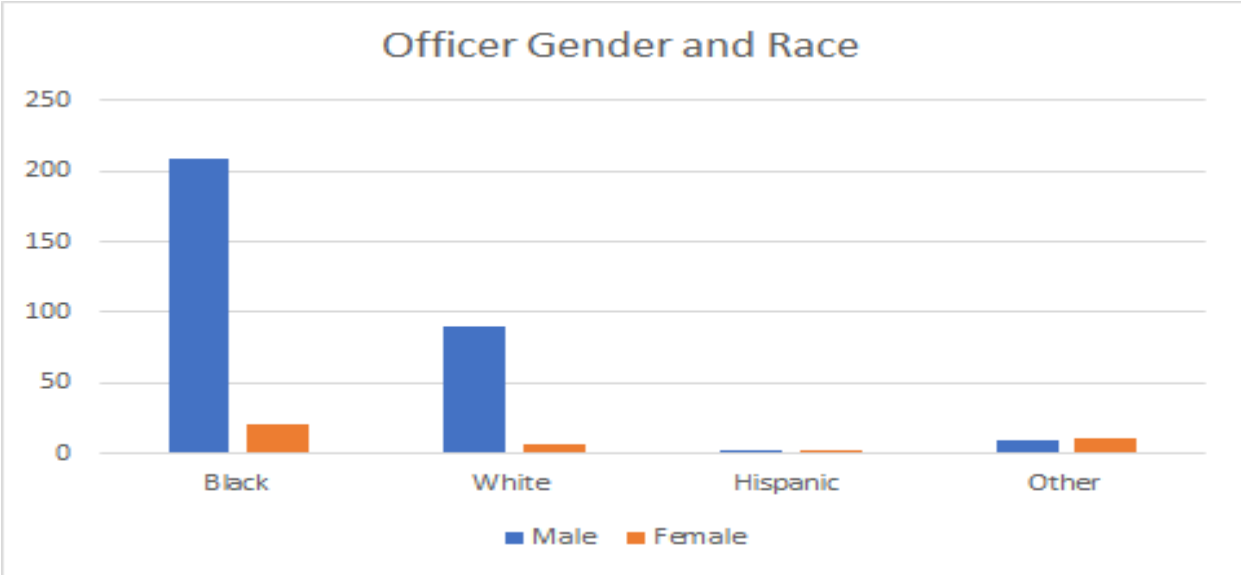
20I0247UAF	5/30/2020	2.50 Maltreatment or Unnecessary Force	L	HOOD	BLACK	MALE
20I0247UAF	5/30/2020	2.50 Maltreatment or Unnecessary Force	A	JONES	BLACK	MALE
20I0247UAF	5/30/2020	2.50 Maltreatment or Unnecessary Force	W	SAULS	BLACK	MALE
20I0247UAF	5/30/2020	2.50 Maltreatment or Unnecessary Force	I	STREETER	BLACK	MALE
20I0251UAF	06/04/2020	2.50 Maltreatment or Unnecessary Force	C	SWANGER	WHITE	MALE
20I0343UAF	8/21/2020	2.50 Maltreatment or Unnecessary Force	K	GACHETTE	BLACK	MALE
20I0402UAF	10/02/2020	2.50 Maltreatment or Unnecessary Force	J	RAMOSE	Black	Male
20I0487UAF	12/10/2020	2.50 Maltreatment or Unnecessary Force	A	FOWLER	BLACK	MALE
20I0504UAF	12/18/2020	2.50 Maltreatment or Unnecessary Force	K	GACHETTE	BLACK	MALE

<b>Officer Injured During Use of Force</b>
--

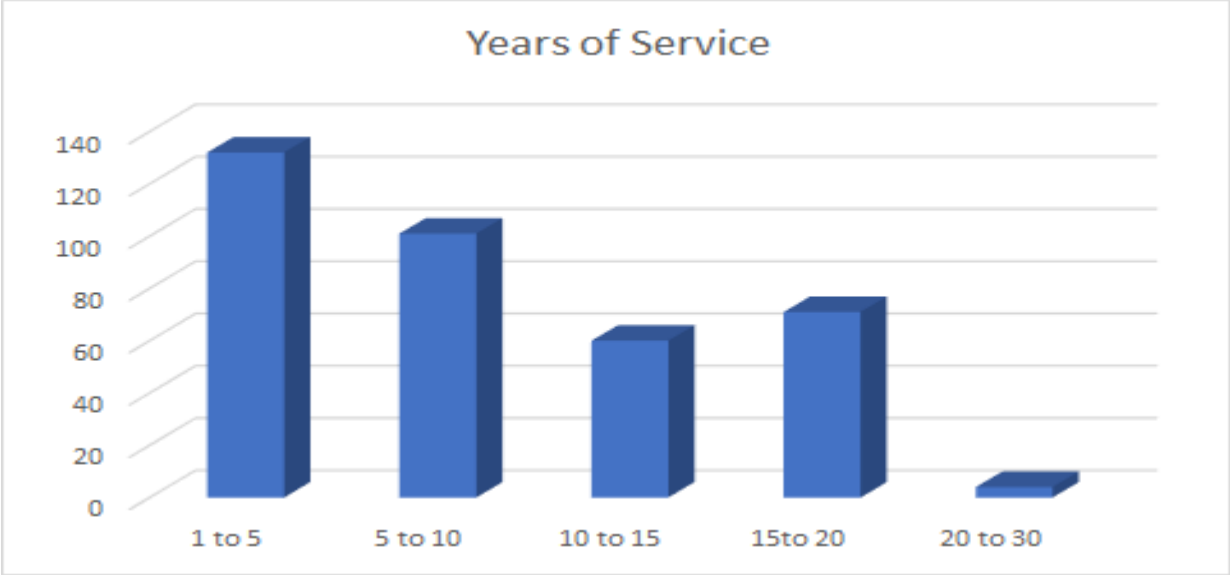
Officer Injured	2020
<b>No</b>	339
<b>Yes</b>	41



Officer Race and Gender				
Gender	Black	White	Hispanic	Other
Male	209	90	3	10
Female	21	7	2	11

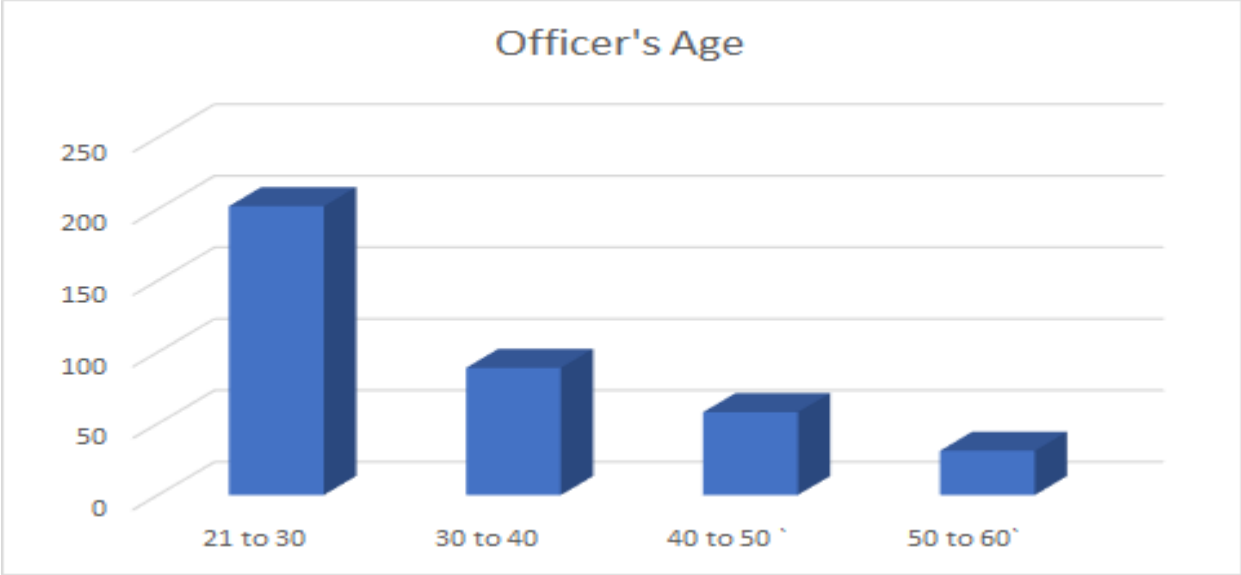


<b>Officer's Years of Service</b>	
<b>Years of Service Range</b>	<b>Number of Years</b>
<b>1 to 5</b>	<b>132</b>
<b>5 to 10</b>	<b>101</b>
<b>10 to 15</b>	<b>60</b>
<b>15 to 20</b>	<b>71</b>
<b>20 to 25</b>	<b>12</b>
<b>25 to 30</b>	<b>4</b>



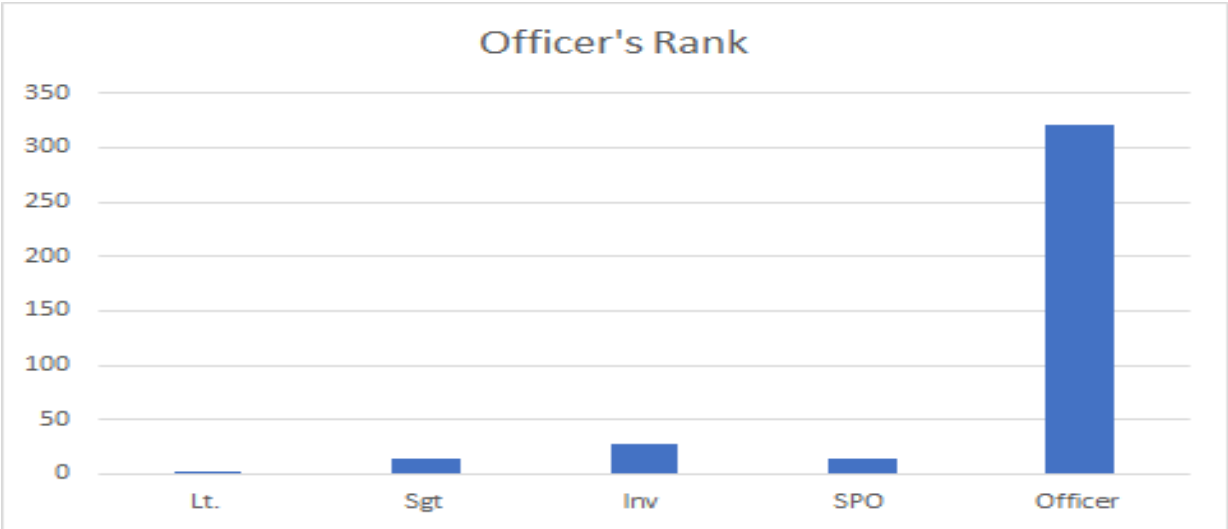
**Officer's Age**

<b>Age Range</b>	<b>Total</b>
<b>21 to 30</b>	<b>202</b>
<b>30 to 40</b>	<b>89</b>
<b>40 to 50</b>	<b>58</b>
<b>50 to 60</b>	<b>31</b>



### Officer Rank

Rank	Totals
Lt.	3
Sgt	14
Inv	28
SPO	14
Officer	321

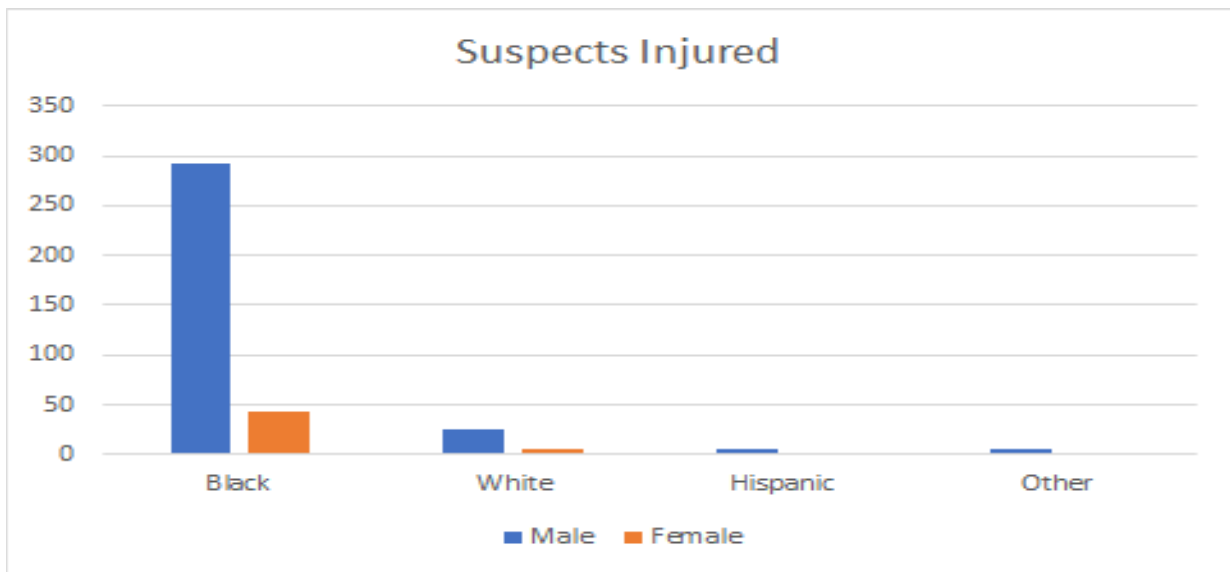


### Suspect Injured

**\*Please note that some data on gender, race and injury of the suspects was not captured due to incomplete UOF forms. This has been addressed with Roll Call training. UOF that was against property (Door Breach) where no arrest was made was not counted in the Suspect Injured section.**

### Suspect's Race / Gender

Gender	Black	White	Hispanic	Other
Male	293	25	6	5
Female	43	5	1	2

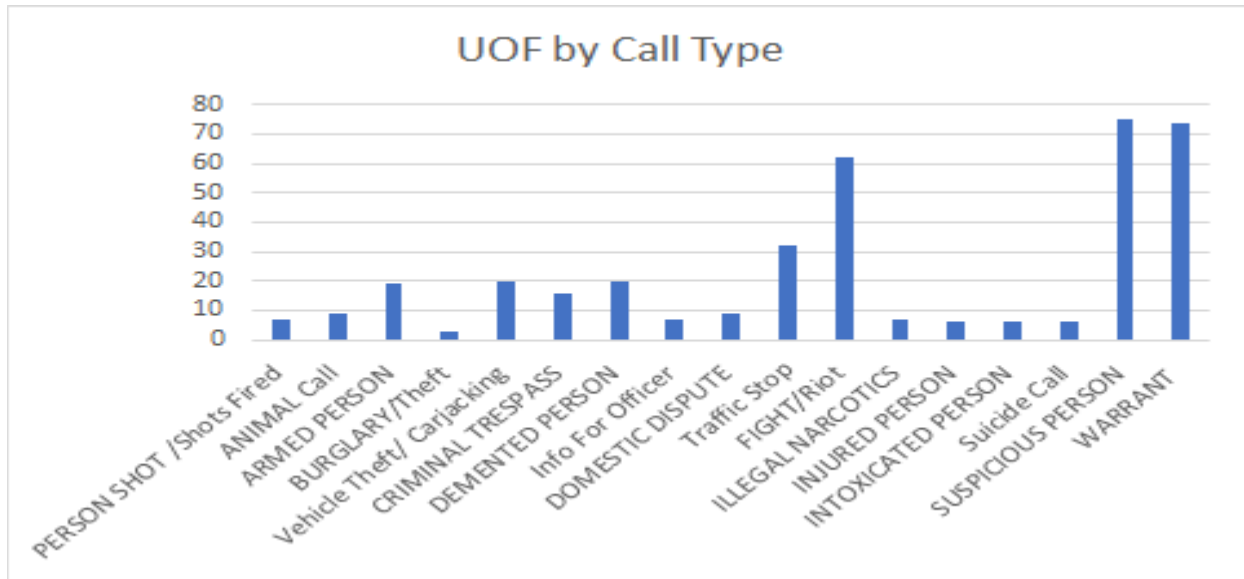


**\*Please note that some incidents of UOF involved multiple suspects and/or property damage.\***

### Use of Force by Call Type

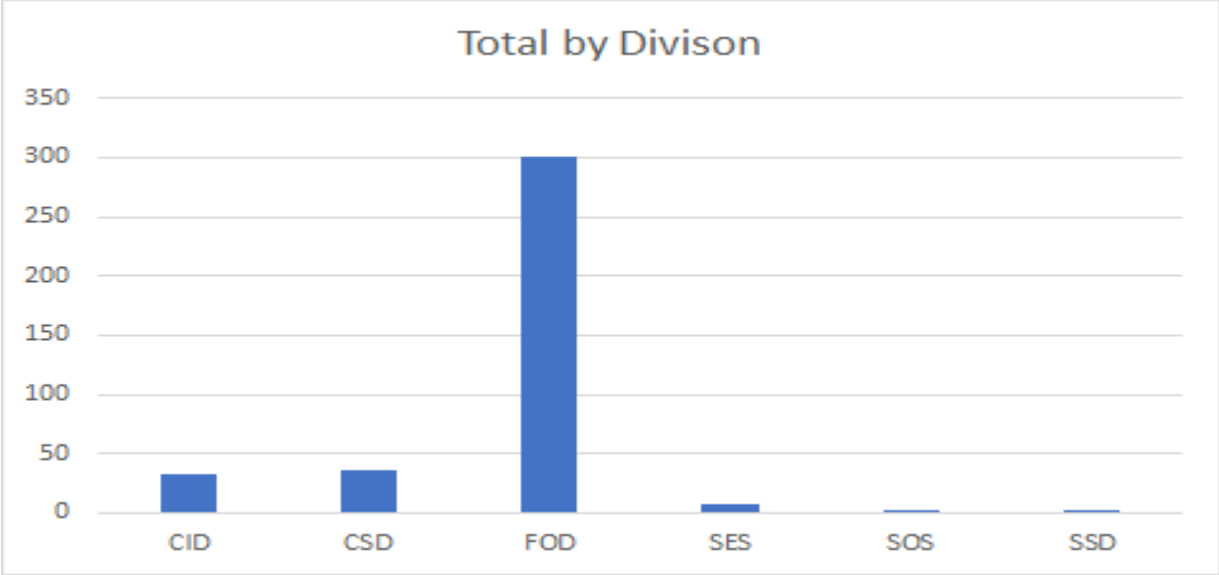
Type of Call	Total
--------------	-------

<b>PERSON SHOT /Shots Fired Call</b>	<b>7</b>
<b>ANIMAL Call</b>	<b>9</b>
<b>ARMED PERSON Call</b>	<b>19</b>
<b>BURGLARY/Theft</b>	<b>3</b>
<b>Vehicle Theft/ Carjacking</b>	<b>20</b>
<b>CRIMINAL TRESPASS</b>	<b>16</b>
<b>DEMENTED PERSON</b>	<b>20</b>
<b>Info For Officer</b>	<b>7</b>
<b>DOMESTIC DISPUTE</b>	<b>9</b>
<b>Traffic Stop</b>	<b>32</b>
<b>FIGHT/Riot</b>	<b>64</b>
<b>ILLEGAL NARCOTICS</b>	<b>7</b>
<b>INJURED PERSON</b>	<b>6</b>
<b>INTOXICATED PERSON</b>	<b>6</b>
<b>Suicide Call</b>	<b>6</b>
<b>SUSPICIOUS PERSON</b>	<b>75</b>
<b>WARRANT</b>	<b>74</b>



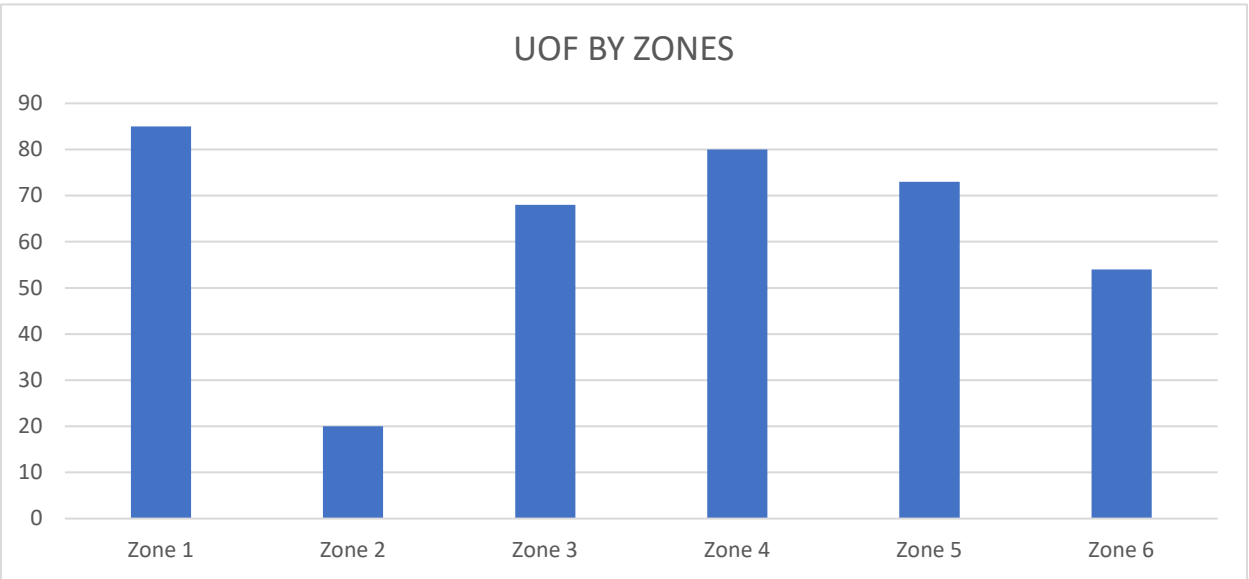
**UOF by Division**

Division	Total
<b>CID</b>	<b>32</b>
<b>CSD</b>	<b>36</b>
<b>FOD</b>	<b>302</b>
<b>SES</b>	<b>7</b>
<b>SOS</b>	<b>2</b>
<b>SSD</b>	<b>1</b>



**UOF by Zones**

Zones	Total
Zone 1	85
Zone 2	20
Zone 3	68
Zone 4	80
Zone 5	73
Zone 6	54

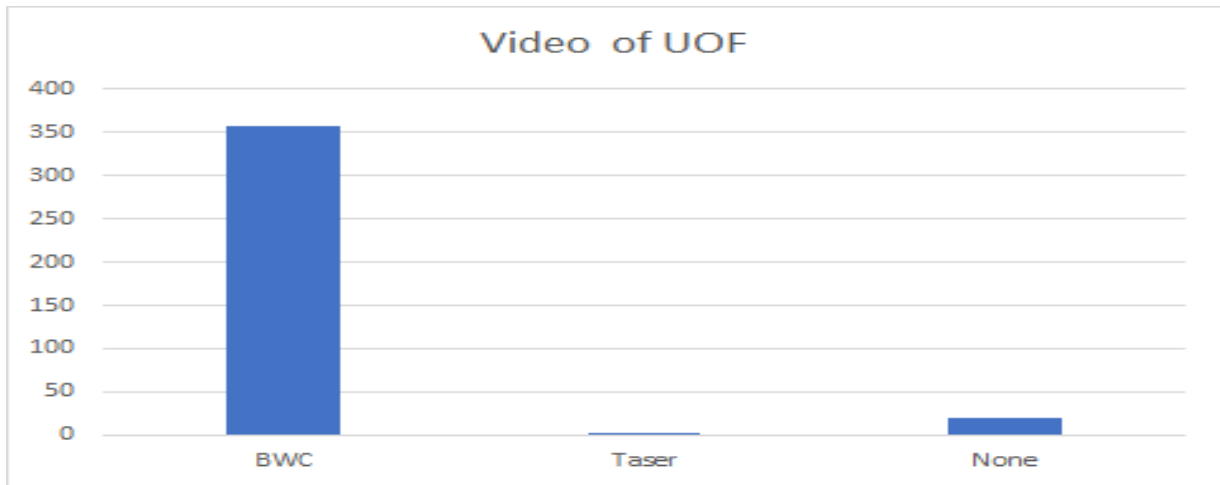




**Zone 1** led the Department in Use of Force Reports (85), followed by **Zone 4** (80) and **Zone 5** (73).

**Video Of UOF**

UOF Videos	Totals
<b>BWC</b>	<b>358</b>
<b>Taser</b>	<b>2</b>
<b>None</b>	<b>20</b>



Body Worn Camera was issued to all personnel of the Atlanta Police Department that was required to wear the device. The Body Worn Camera has assisted officers in documenting their encounters with the public and has been a vital tool in resolving disputes and allegations of misconduct. 94% of the department’s UOF incidents were recorded by Body Worn Camera (BWC) or Taser Camera. Many incidents where footage was not captured was due to the cameras falling off the officers while engaged with the suspect. This was corrected by the issuance of a BWC tether that attached to the officer’s belt. Incidents where the camera battery died due to not being charged, turned off or not turned on were directed to OPS for further review and investigation.

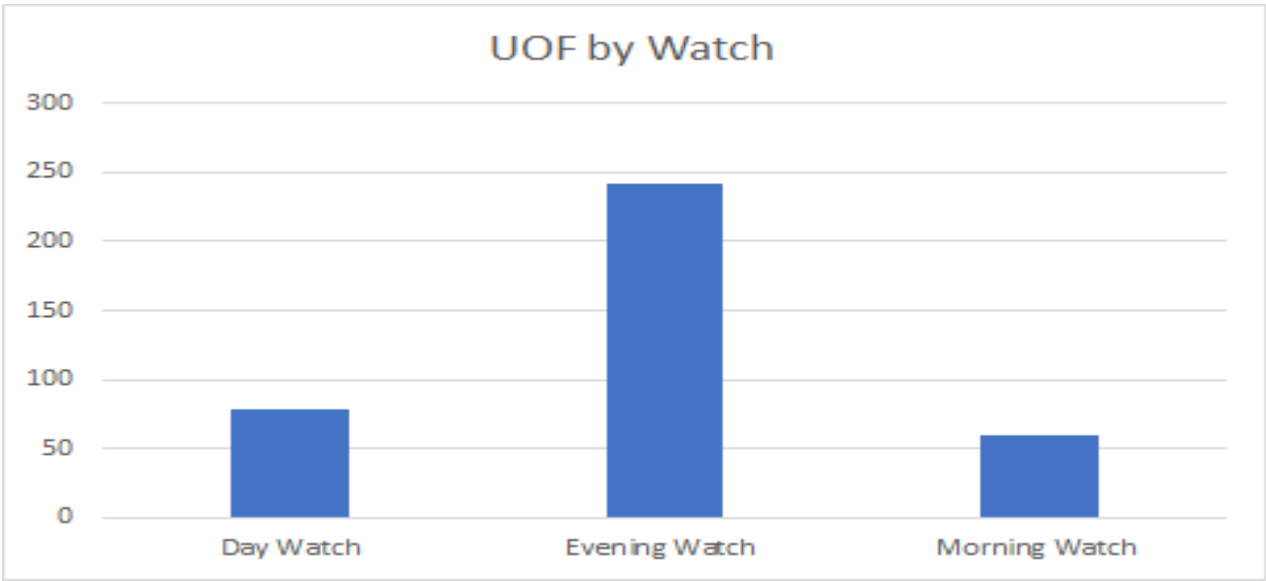
**Assault on Officers**

The Atlanta Police Department had a total of 15 UOF incidents where officers were assaulted. The majority of UOF incidents when an officer was injured, was due to the suspect attempting to escape capture or assault a third party. Most of those assaults were weaponless hand -to- hand combat. Those incidents where a firearm was used are currently (Active) and under GBI/OPS review. The details of those cases will not be disclosed in this summary due to policy.

**Time of Day/Watch of UOF**

Evening Watch led in the time of day UOF encounters were reported.

Day Watch	Evening Watch	Morning Watch
78	242	60



**Recommendations on UOF (2020)**

These recommendations are in-line with the 6 Pillars of the President’s Task Force on 21st Century Policing. After reviewing the Use of Force Reports for the 2020 calendar year, the Training Academy recommendations for the Department regarding force usage involving the citizens of the City of Atlanta are:

- Continuing with the current training protocol regarding less lethal force weapons (e.g. Taser, O.C., ASP Baton, Verbal De-escalation, and Compromised Handcuffing); Basic Mandate and during In-Service.
- 8 hours Frist AID training conduct three (2) classes for 2021 training calendar.
- POST Mandated De-Escalating training (2-hour block, conducted via in-person classroom instruction and a one-hour block of Duty to Intercede training).
- Conducting Reality-Based Training scenarios in both In-service and Basic Mandate Classes; RBT will focus on group dynamics, Taser-Teams, and Duty to Intercede.
- Conducting Fair/Impartial Policing Training (4 Hour Block) Specialized Training.

Conduct three (3) classes for 2021 training calendar for APD Officers.

Training recommendations for officers are:

- ***Compromised Handcuffing and Cuffing Under Power***, this training provides officers with the knowledge and skills to effectively secure or restrain a combative suspect using group dynamics, pain compliance and Taser Teams. This training has been implemented into 2021 In-service and Basic Mandate for recruits.
- ***ICAT, CIT, and Duty to Intercede***, this training provides officers with the knowledge and skills to resolve conflicts verbally and highlights the importance of careful assessment and situational awareness. This training has been implemented into 2021 In-service and Basic Mandate for recruits.
- ***Team Dynamic Reality Based Training***, this training provides officers with the knowledge and skills to resolve disputes and neutralize threats using a team concept. Officers enhance their communicative skills while reinforcing team work through task-oriented instruction. This training has been implemented into 2021 In-service and Basic Mandate for recruits.

## Use of Force Summary

Sworn Personnel	Total
<b>Firearm</b>	
• Weapon Discharge	12
• Number of Person Shot	10
• Number of accidental weapon discharges.	0
• Display only	N/A
<b>ECW</b>	
• Discharge	136
<b>Asp Baton</b>	2
<b>Chemical /OC</b>	22
<b>Weaponless/Physic</b>	201
<b>Canine</b>	N/ A
• Release Only	N/A
• Release and Bite	N/A
<b>Total Uses of Force</b>	380
<b>Total Number of Incidents Resulting in Officer Injury or Death</b>	41 Injured (Only) 0 Deaths
<b>Total Agency Custodial Arrests</b>	20,976
<b>Total Use of Force Complaints</b>	18