

FBI UNIFORM CRIME REPORTING

ATLANTA POLICE DEPARTMENT

226 PEACHTREE STREET, SW

ATLANTA, GEORGIA 30303



JANUARY 2016

SUPPORT SERVICES DIVISION
INFORMATION SERVICES SECTION

TABLE OF CONTENTS

	Page
U. C. R. COMPARATIVE CRIME REPORT -----	1
RETURN A - MONTHLY RETURN OF OFFENSES KNOWN TO THE POLICE -----	2
PROPERTY STOLEN BY CLASSIFICATION -----	3
	3a
LAW ENFORCEMENT OFFICERS KILLED OR ASSAULTED -----	4
MONTHLY RETURN OF ARSON OFFENSES KNOWN TO LAW ENFORCEMENT -----	5
POLICE DISPOSITION OF JUVENILES -----	6
SUPPLEMENTARY HOMICIDE REPORT -----	7
SEX AND RACE OF PERSONS ARRESTED -----	8
	8a-8e
HOMICIDE COMPARISON REPORT -----	9
HOMICIDE BREAKDOWN REPORT -----	10
SEVEN MAJOR CRIMES - MONTHLY CRIME COMPARISON -----	11
SEVEN MAJOR CRIMES ARREST MONTHLY AND YEAR TO DATE COMPARISON -----	12
CRIMES AGAINST PERSONS MONTHLY AND YEAR TO DATE COMPARISON -----	13
CRIMES AGAINST PROPERTY MONTHLY AND YEAR TO DATE COMPARISON -----	14
CRIMES AGAINST PERSONS & PROPERTY MONTHLY COMPARISON BY ZONES -----	15
SEVEN MAJOR CRIMES MONTHLY CRIME COMPARISON BY ZONES -----	16
SEVEN MAJOR CRIMES - MONTHLY CRIME COMPARISON - ZONE 1 -----	17
SEVEN MAJOR CRIMES - MONTHLY CRIME COMPARISON - ZONE 2 -----	18
SEVEN MAJOR CRIMES - MONTHLY CRIME COMPARISON - ZONE 3 -----	19
SEVEN MAJOR CRIMES - MONTHLY CRIME COMPARISON - ZONE 4 -----	20
SEVEN MAJOR CRIMES - MONTHLY CRIME COMPARISON - ZONE 5 -----	21
SEVEN MAJOR CRIMES - MONTHLY CRIME COMPARISON - ZONE 6 -----	22
CLEAR-UP RATE COMPARISON -----	23
ATLANTA AIRPORT -----	24
RETURN A - MONTHLY RETURN OF OFFENSES KNOWN TO THE POLICE -----	25
PROPERTY STOLEN BY CLASSIFICATION -----	26
	26a
SEX AND RACE OF PERSONS ARRESTED -----	27
	27a-27e
SEVEN MAJOR CRIMES - MONTHLY CRIME COMPARISON -----	28
SEVEN MAJOR CRIMES ARREST MONTHLY AND YEAR TO DATE COMPARISON -----	29
CLEAR-UP RATE COMPARISON -----	30

JANUARY 2016
U.C.R. COMPARATIVE CRIME REPORT
SUPPORT SERVICES DIVISION
INFORMATION SERVICES SECTION

	JANUARY 2016		JANUARY 2015		COMPARATIVE ACTUAL	% CHANGE ACTUAL	COMPARATIVE CLEARED	% CHANGE CLEARED
MURDER	9	5	6	5	3	50%	0	0%
RAPE	9	10	16	8	-7	-44%	2	25%
ROBBERY	172	40	178	35	-6	-3%	5	14%
AGG. ASSAULT	170	76	216	117	-46	-21%	-41	-35%
BURGLARY - RESIDENCE	351		348		3	1%		
BURGLARY - NON-RESIDENCE	100	31	68	39	32	47%	-8	-21%
LARCENY - \$200 AND OVER	201		294		-93	-32%		
LARCENY - \$50 TO \$199	67	207	74	264	-7	-9%	-57	-22%
LARCENY - UNDER \$50	981		1,008		-27	-3%		
AUTO THEFT	300	27	361	19	-61	-17%	8	42%
TOTAL	2,360		2,569		-209	-8%		
AUTOS RECOVERED	21		52		-31	-60%		

	2016 JANUARY - JANUARY		2015 JANUARY - JANUARY		COMPARATIVE ACTUAL	% CHANGE ACTUAL	COMPARATIVE CLEARED	% CHANGE CLEARED
MURDER	9	5	6	5	3	50%	0	0%
RAPE	9	10	16	8	-7	-44%	2	25%
ROBBERY	172	40	178	35	-6	-3%	5	14%
AGG. ASSAULT	170	76	216	117	-46	-21%	-41	-35%
BURGLARY - RESIDENCE	351		348		3	1%		
BURGLARY - NON-RESIDENCE	100	31	68	39	32	47%	-8	-21%
LARCENY - \$200 AND OVER	201		294		-93	-32%		
LARCENY - \$50 TO \$199	67	207	74	264	-7	-9%	-57	-22%
LARCENY - UNDER \$50	981		1,008		-27	-3%		
AUTO THEFT	300	27	361	19	-61	-17%	8	42%
TOTAL	2,360		2,569		-209	-8%		
AUTOS RECOVERED	21		52		-31	-60%		

RETURN A - MONTHLY RETURN OF OFFENSES KNOWN TO THE POLICE

1-720b (Rev 8-30-94)
OMB No. 1110-0001

This report is authorized by law Title 28, Section 534, U.S. Code. While you are not required to respond, your cooperation in forwarding this report by the 7th day after the close of the month to Uniform Crime Reports, Federal Bureau of Investigation, Washington, D.C. 20535, will assist in compiling comprehensive, accurate national crime figures on a timely basis.

1	2	3	4	5	6
CLASSIFICATION OF OFFENSES	OFFENSES REPORTED OR KNOWN TO POLICE (INCLUDE "UNFOUNDED" AND ATTEMPTS)	UNFOUNDED, I.E., FALSE OR BASELESS COMPLAINTS	NUMBER OF ACTUAL OFFENSES (COLUMN 2 MINUS COLUMN 3) INCLUDE ATTEMPTS	TOTAL OFFENSES CLEARED BY ARREST OR EXCEPTIONAL MEANS (INCLUDES COL. 6)	NUMBER OF CLEARANCES INVOLVING ONLY PERSONS UNDER 18 YEARS OF AGE
1. CRIMINAL HOMICIDE					
a. MURDER AND NONNEGLIGENT HOMICIDE	9	0	9	5	0
b. MANSLAUGHTER BY NEGLIGENCE					
2. FORCIBLE RAPE TOTAL	13	4	9	10	0
a. Rape by Force	10	4	6	10	0
b. Attempts to commit Forcible Rape	3	0	3	0	0
3. ROBBERY TOTAL	178	6	172	40	3
a. Firearm	135	2	133	25	2
b. Knife or Cutting Instrument	2	0	2	1	0
c. Other Dangerous Weapon	8	0	8	2	0
d. Strong-Arm (Hands, Fists, Feet, etc.)	33	4	29	12	1
4. ASSAULT TOTAL	541	13	528	306	11
a. Firearm	71	5	66	20	0
b. Knife or cutting instrument	40	1	39	28	0
c. Other Dangerous Weapon	50	0	50	22	0
d. Strong-Arm	16	1	15	6	1
e. Other Assaults - Simple, Not Aggravated	364	6	358	230	10
5. BURGLARY TOTAL	454	3	451	31	5
a. Forcible Entry	376	2	374	23	3
b. Unlawful Entry - No Force	65	1	64	5	1
c. Attempted Forcible Entry	13	0	13	3	1
6. LARCENY THEFT TOTAL (except Motor Vehicle Theft)	1,287	38	1,249	207	10
7. MOTOR VEHICLE THEFT TOTAL	334	34	300	27	5
a. Autos	308	31	277	25	5
b. Trucks and Buses	21	2	19	2	0
c. Other Vehicles	5	1	4	0	0
GRAND TOTAL	2,816	98	2,718	626	34

CHECKING ANY OF THE APPROPRIATE BLOCKS BELOW WILL ELIMINATE YOUR NEED TO SUBMIT REPORTS WHEN THE VALUES ARE ZERO. THIS WILL ALSO AID THE NATIONAL PROGRAM IN ITS QUALITY CONTROL EFFORTS.

- NO SUPPLEMENTARY HOMICIDE REPORT SUBMITTED SINCE NO MURDERS, JUSTIFIABLE HOMICIDES, OR MANSLAUGHTER BY NEGLIGENCE OCCURRED IN THIS JURISDICTION DURING THE MONTH.
- NO SUPPLEMENT TO RETURN A REPORT SINCE NO CRIME OFFENSES OR RECOVERY OF PROPERTY REPORTED DURING THE MONTH.
- NO LAW ENFORCEMENT OFFICERS KILLED OR ASSAULTED REPORT SINCE NONE OF THE OFFICERS WERE ASSAULTED OR KILLED DURING THE MONTH.
- NO AGE, SEX, AND RACE OF PERSONS ARRESTED UNDER 18 YEARS OF AGE REPORT SINCE NO ARRESTS OF PERSONS WITHIN THIS AGE GROUP.
- NO AGE, SEX, AND RACE OF PERSONS ARRESTED 18 YEARS OF AGE AND OVER REPORT SINCE NO ARRESTS OF PERSONS WITHIN THIS AGE GROUP.
- NO MONTHLY RETURN OF ARSON OFFENSES KNOWN TO LAW ENFORCEMENT REPORT SINCE NO ARSONS OCCURRED.

DO NOT USE THIS SPACE

	INITIALS
RECORDED	
EDITED	
ENTERED	
ADJUSTED	
CORRECTED	

* TOTALS INCLUDE PREVIOUS OFFENSES

JANUARY 2016
Month and Year of Report

GAAPD 0000
Agency Identifier

FEBRUARY 15, 2016
Date

ATLANTA POLICE DEPARTMENT - GEORGIA
Agency and State

J. [Signature] **LIEUTENANT**
Prepared by Title
George H. [Signature] **CHIEF**
Chief, Commissioner, Sheriff, or Superintendent

PROPERTY STOLEN BY CLASSIFICATION

CLASSIFICATION	DATA ENTRY	Number of Actual Offenses (Column 4 Return A)	Monetary Value of Property Stolen
1. MURDER AND NONNEGLIGENT MANSLAUGHTER	12	9	\$ 1.00
2. FORCIBLE RAPE	20	9	\$ 500.00
3. ROBBERY			
(a) HIGHWAY (streets alleys etc.)	31	116	40,668.00
(b) COMMERCIAL HOUSE (except c, d, and f)	32	14	3,508.00
(c) GAS OR SERVICE STATION	33	0	0.00
(d) CONVENIENCE STORE	34	3	813.00
(e) RESIDENCE (anywhere on premises)	35	30	19,723.00
(f) BANK	36	1	190.00
(g) MISCELLANEOUS	37	8	2,005.00
TOTAL ROBBERY	30	172	\$ 66,907.00
5. BURGLARY - BREAKING OR ENTERING			
(a) RESIDENCE (dwelling)			
(1) NIGHT (6 p.m. - 6 a.m.)	51	103	76,611.00
(2) DAY (6 a.m. - 6 p.m.)	52	248	149,909.00
(3) UNKNOWN	53	0	0.00
(b) NON-RESIDENCE (store office etc.)			
(1) NIGHT (6 p.m. - 6 a.m.)	54	65	125,360.00
(2) DAY (6 a.m. - 6 p.m.)	55	35	30,923.00
(3) UNKNOWN	56	0	0.00
TOTAL BURGLARY	50	451	\$ 382,803.00
6. LARCENY - THEFT (Except Motor Vehicle Theft)			
(a) \$200 AND OVER	61	201	619,991.00
(b) \$50 TO \$200	62	67	6,696.00
(c) UNDER \$50	63	981	2,852.00
TOTAL LARCENY (Same as Item 6X)	60	1,249	\$ 629,539.00
7. MOTOR VEHICLE THEFT (Include Alleged Joy Ride)	70	300	\$ 67,092.00
GRAND TOTAL - ALL ITEMS	77		\$ 1,146,842.00
<u>ADDITIONAL ANALYSIS OF LARCENY AND MOTOR VEHICLE THEFT</u>			
6X. NATURE OF LARCENIES UNDER ITEM 6			
(a) POCKET-PICKING	81	8	1,021.00
(b) PURSE SNATCHING	82	22	4,035.00
(c) SHOPLIFTING	83	243	98,380.00
(d) FROM MOTOR VEHICLES (except e)	84	618	382,409.00
(e) MOTOR VEHICLE PARTS AND ACCESSORIES	85	83	14,307.00
(f) BICYCLES	86	22	2,414.00
(g) FROM BUILDING (except c and h)	87	108	60,126.00
(h) FROM ANY COIN-OPERATED MACHINES (parking meters, etc.)	88	3	802.00
(i) ALL OTHER	89	142	66,045.00
TOTAL LARCENIES (Same as Item 6)	80	1,249	\$ 629,539.00
7X. MOTOR VEHICLES RECOVERED			
(a) STOLEN LOCALLY AND RECOVERED LOCALLY	91	21	
(b) STOLEN LOCALLY AND RECOVERED BY OTHER JURISDICTIONS	92	0	
(c) TOTAL LOCALLY STOLEN MOTOR VEHICLES RECOVERED (a & b)	93	21	
(d) STOLEN IN OTHER JURISDICTIONS AND RECOVERED LOCALLY	90	N/A	

SUPPLEMENT TO RETURN A
MONTHLY RETURN OF OFFENSES KNOWN TO THE POLICE

1-706 (Rev.8-30-94)
Form Approved
OMB No. 1110-0007

This report is authorized by law, Title 28, Section 534, U. S. Code. While you are not required to respond, your cooperation in submitting this report with the Return A will assist the FBI in compiling comprehensive, accurate figures on a timely basis.

This form deals with the nature of crime and the monetary value of property stolen and recovered. The total offenses recorded on the form should be the same as the number of actual offenses listed in Column 4 of the Return A for each crime class. Include attempted crimes on this form, but do not include unfounded offenses. If you cannot complete the report in all areas, please record as much information as is available. Tally sheets will be sent upon request.

PROPERTY BY TYPE AND VALUE

Type of Property (1)	Data Entry	Monetary Value of Property Stolen in Your Jurisdiction	
		Stolen (2)	Recovered (3)
(A) Currency, Notes, Etc	01	\$ 106,917.00	\$ 0.00
(B) Jewelry and Precious Metals	02	129,048.00	0.00
(C) Clothing and Furs	03	175,644.00	0.00
(D) Locally Stolen Motor Vehicles	04	67,092.00	39.00
(E) Office Equipment	05	14,941.00	0.00
(F) Televisions, Radios, Stereos, Etc	06	261,972.00	1.00
(G) Firearms	07	9,928.00	0.00
(H) Household Goods	08	14,799.00	0.00
(I) Consumable Goods	09	2,584.00	0.00
(J) Livestock	10	0.00	0.00
(K) Miscellaneous	11	363,917.00	3.00
TOTAL	00	\$ 1,146,842.00	\$ 43.00

The total of this column should agree with the Grand Total (DATA ENTRY 77) shown on page 2.

Include in this column all property recovered even though stolen in prior months. The above is an accounting for only that property stolen in your jurisdiction. This will include property recovered for you by other jurisdictions, but not property you recover for them.

FEBRUARY 16, 2016
DATE
[Signature]
PREPARED BY LIEUTENANT
[Signature]
CHIEF
CHIEF, COMMISSIONER, SHERIFF OR SUPERINTENDENT

JANUARY 2016
Month and Year of Report

GAAPD 0000
Agency Identifier

ATLANTA POLICE DEPARTMENT - GEORGIA
Agency and State

LAW ENFORCEMENT OFFICERS KILLED OR ASSAULTED

It is requested this report be completed and transmitted with monthly crime reports to: Director, Federal Bureau of Investigation, Uniform Crime Reports, Washington, D. C. 20535. This form should be used to report the number of your officers who were assaulted or killed in the line of duty during the month. Additional information concerning officers killed will be requested by a separate questionnaire.

OFFICERS KILLED Number of your law enforcement officers killed in the line of duty this month.	By felonious act	0
	By accident or negligence	0

Officers Assaulted (Do not include officers killed) - See other side for instructions.

Type of Activity	Total Assaults by Weapon A	Type of Weapon				Two-Officer Vehicle F	Type of Assignment						Police Assaults Cleared M
		Firearm B	Knife or Other Cutting Instrument C	Other Dangerous Weapon D	Hands, Fists, Feet, etc. E		One-Officer Vehicle		Detective or Special Assign.		Other		
							Alone G	As-sisted H	Alone I	As-sisted J	Alone K	As-sisted L	
1. Responding to "Disturbance" calls (family quarrels, man with gun, etc.)	0												
2. Burglaries in progress or pursuing burglary suspects	0												
3. Robberies in progress or pursuing robbery suspects	0												
4. Attempting other arrests	0												
5. Civil disorder (riot, mass disobedience)	0												
6. Handling, transporting, custody of prisoners	2				2			2					2
7. Investigating suspicious persons or circumstances	0												
8. Ambush - no warning	0												
9. Mentally deranged	0												
10. Traffic pursuits and stops	1			1				1					
11. All Other	0												
12 TOTAL (1-11)	3	0	0	1	2	0	0	3	0	0	0	0	2
13. Number with personal injury	0												
14. Number without personal injury	3			1	2								
15. Time of assaults													
	AM			1	2								
	PM												

DO NOT WRITE HERE

Recorded	Initials
Edited	
Punched	
Verified	
Adjusted	
DOJ/FBI	

JANUARY 2016 GAAPD 0000 LIEUTENANT
 Month and Year Agency Identifier Title
 ATLANTA POLICE DEPARTMENT GEORGIA *J. [Signature]* CHIEF
 Agency State Chief, Sheriff, Commissioner, Superintendent

MONTHLY RETURN OF ARSON OFFENSES KNOWN TO LAW ENFORCEMENT

DO-73 (2-11-82)
Form Approved
OMB No. 1110-0008

This report is authorized by law Title 28, Section 534, United States Code, and the enactment of the fiscal year 1979, Department of Justice Authorization Bill S. 3151. While you are not required to respond, your cooperation in using this form to report all incidents of arson which become known to your department during the month will assist the FBI in compiling comprehensive, accurate data on a timely basis. Instructions appear on reverse side.

1 PROPERTY CLASSIFICATION	2 Offenses Reported or Known to Police (Include Unfounded and Attempts)	3 Unfounded, i.e. False or Baseless Complaints	4 Number of Actual Offenses (Column 2 Minus Column 3 (Include Attempts))	5 Total Offenses Cleared by Arrest or Exceptional Means (Include Column 6)	6 Number of Clearances Involving Only Persons Under 18 Years of Age	7 Offenses Where Structures Uninhabited, Abandoned, or not Normally in Use	8 Estimated Value of Property Damage
STRUCTURAL							
A. Single Occupancy Residential: Houses, Townhouses, Duplexes, etc.	13	10	3			2	\$ 100.
B. Other Residential: Apartments, Tenements, Flats, Hotels, Motels, Inns, Dormitories, Boarding Houses, etc.	1		1				\$ 1,000.
C. Storage: Barns, Garages, Warehouses, etc.							
D. Industrial/Manufacturing							
E. Other Commercial: Stores, Restaurants, Offices, etc.	1	1					
F. Community/Public: Churches, Jails, Schools, Colleges, Hospitals, etc.							
G. All Other Structure: Out Buildings, Monuments, Buildings Under Construction, etc.							
TOTAL STRUCTURE	15	11	4			2	\$ 1,100.
MOBILE							
H. Motor Vehicles: Automobiles, Trucks, Buses, Motorcycles, etc.: UCR Definition	1		1				\$ 4,000.
I. Other Mobile Property: Trailers, Recreational Vehicles, Airplanes, Boats, etc.							
TOTAL MOBILE	1		1				\$ 4,000.
J. TOTAL OTHER Crops, Timber, Fences, Signs, etc.							
GRAND TOTAL	16	11	5			2	\$ 5,100.

Agency Identifier GAAPD 0000 Month JANUARY 2016
 Agency ATLANTA POLICE DEPARTMENT State GEORGIA
 Prepared by [Signature] LIEUTENANT
 Chief, Commissioner, Sheriff, or Superintendent CHIEF

DO NOT WRITE HERE	
Recorded	
Edited	
Entered	
Adjusted	
Corres.	

AGENCY IDENTIFIER GAAPD 0000 REPORTING PERIOD JANUARY 2016

AGENCY NAME ATLANTA POLICE DEPARTMENT

POLICE DISPOSITION OF JUVENILES

-Not to include neglect or traffic cases-

- 1. Handled within Department and released.
(Warning, released to parents, etc.) _____
 - 2. Referred to juvenile court or probation department. _____ 57
 - 3. Referred to welfare agency. _____
 - 4. Referred to other police agency. _____
 - 5. Referred to criminal or adult court. _____
- TOTAL _____ 57

FEBRUARY 16, 2016
DATE

J. [Signature] LIEUTENANT
PREPARED BY TITLE

George N. [Signature] CHIEF
APPROVED BY TITLE

GCIC USE ONLY	
Recorded	_____
Reviewed	_____
Punched	_____
Verified	_____

RETURN TO
Georgia Crime Information Center/Uniform Crime Reporting
P. O. Box 1456
Atlanta, Georgia 30301

Return on or before the 7th of the following month.

GCIC/UCR-012 (9/74)

SUPPLEMENTARY HOMICIDE REPORT

This report is authorized by law Title 28, Section 534, United States Code. While you are not required to respond, your cooperation in using this form to list data pertaining to all homicides reported on your Return A will assist the FBI in compiling comprehensive, accurate data regarding this important classification on a timely basis.

Ia. Murder and Nonnegligent Manslaughter

List below specific information for all offenses shown in item Ia of the monthly Return A. In addition, list all justifiable killings of felons by a citizen or by a peace officer in the line of duty. A brief explanation in the circumstances column regarding unfounded homicide offenses will aid the national Uniform Crime Reporting Program in editing the reports.

Incident	Victim **				Offender**			Data Code		Weapon Used (Handgun, Rifle, Shotgun, Club, Poison, etc.)	Relationship of Victim to Offender (Husband, Wife, Son, Father, Acquaintance, Neighbor, Stranger, etc.)	Circumstances (Victim shot by robber, robbery victim shot robber, killed by patron during barroom brawl, etc.)
	Situation*	Age	Sex	Race	Ethnicity	Age	Sex	Race	Ethnicity			
	B	46	M	B	N					HANDGUN	UNKNOWN	OTHER
	A	20	M	B	N	23	M	B	N	HANDGUN	BROTHER	OTHER ARGUMENTS
	B	19	M	B	N					HANDGUN - 45 CAL.	UNKNOWN	OTHER
	B	63	M	B	N					HANDGUN	UNKNOWN	OTHER
	D	36	M	B	N	32	M	B	N	FIRE	UNKNOWN	ARSON
	D	46	F	B	N	32	M	B	N	FIRE	UNKNOWN	ARSON
	A	67	M	B	N	67	M	B	N	BLUNT OBJECT	HOMOSEXUAL RELSHP.	OTHER ARGUMENTS
	B	27	M	B	N					HANDGUN	UNKNOWN	OTHER
	B	30	M	B	N					HANDGUN	UNKNOWN	OTHER

** - See reverse side for explanation

DO NOT WRITE HERE				
Recorded				
Edited				
Punched				
Verified				
Adjusted				

JANUARY 2016
Month and Year

GAAPD 0000
Agency Identifier

GEORGIA
State

ATLANTA POLICE DEPARTMENT
Agency

Chief, Sheriff, Commissioner, Superintendent

Prepared By: *J. Anthony Meigs*
Title: LIEUTENANT

Chief: *Wayne A. Jones*
Title: CHIEF

ATLANTA POLICE DEPARTMENT
 AGE, SEX, AND RACE OF PERSONS ARRESTED
 16 YEARS OF AGE AND UNDER

MONTH JANUARY

YEAR 2016

CLASSIFICATION OF OFFENSES	SEX	AGE						TOTAL	RACE					ETHNIC			
		09	10-12	13-14	15	16	White		Black	Native Amer.	Asian/Pacific	Whi. Hispanic	Blk Hispanic				
Murder/Nonnegligent Manslaughter	M						0										
	F						0										
Manslaughter by Negligence	M						0										
	F						0										
Forcible Rape	M						0										
	F						0										
Robbery	M			1	2		3					3					
	F						0										
Aggravated Assault	M			1			2										
	F						0					2					
Burglary - Breaking or Entering	M			6	3	2	11										
	F						0					11					
Larceny - Theft (except Motor Vehicle Theft)	M			1	5	2	8										
	F			1	1	2	4										
Motor Vehicle Theft	M			5	1		6										
	F						0										
Other Assaults	M			1	1	1	3										
	F		1	2			3										
Arson	M						0										
	F						0										
Forgery and Counterfeiting	M						0										
	F						0										
Fraud	M						0										
	F						0										
Embezzlement	M						0										
	F						0										
Stolen Property; Buying, Receiving, Possessing	M			1	3		4										
	F						0										
Vandalism	M		3				4										
	F				1		1										
Weapons	M						0										
	F						0										
Prostitution and Commercialized Vice	M						0										
	F						0										

ATLANTA POLICE DEPARTMENT
 AGE, SEX, AND RACE OF PERSONS ARRESTED
 16 YEARS OF AGE AND UNDER

MONTH JANUARY
 YEAR 2016

CLASSIFICATION OF OFFENSES	SEX	AGE						TOTAL	RACE					ETHNIC				
		0 9		10 12		13 14			15		16		White	Black	Native Amer.	Asian/Pacific	Whl. Hispanic	Blk Hispanic
17 Sex Offenses (except Rape and Prostitution)	M							0										
	F							0										
18 Drug Abuse Violations	M	0	1	0	0	0	0	1										
	F	0	0	0	0	0	0	0	0	1	0	0	0	0	0	0	0	
180 Grand Total	M	0	0	0	0	0	0	0	0	0	0	0	0	0	0	0	0	
F	0	0	0	0	0	0	0	0	0	0	0	0	0	0	0	0	0	
(1) Sale/Manufacturing Subtotal	M							0										
F								0										
a Opium or Cocaine and their Derivatives	M							0										
F								0										
b Marijuana	M							0										
F								0										
c Synthetic Narcotics	M							0										
F								0										
d Other Dangerous Non-Narcotic Drugs	M							0										
F								0										
(2) Possession Subtotal	M	0	1	0	0	0	0	1										
F	0	0	0	0	0	0	0	0	1	0	0	0	0	0	0	0	0	
e Opium or Cocaine and their Derivatives	M							0										
F								0										
f Marijuana	M					1		1										
F								0						1				
g Synthetic Narcotics	M							0										
F								0										
h Other Dangerous Non-Narcotic Drugs	M							0										
F								0										
19 Gambling	M	0	0	0	0	0	0	0										
F	0	0	0	0	0	0	0	0	0	0	0	0	0	0	0	0	0	
a Bookmaking	M							0										
F								0										
b Numbers and Lottery	M							0										
F								0										
c All Other Gambling	M							0										
F								0										
20 Offenses Against Family and Children	M							0										
F								0										

ATLANTA POLICE DEPARTMENT
AGE, SEX, AND RACE OF PERSONS ARRESTED
16 YEARS OF AGE AND UNDER

MONTH JANUARY

YEAR 2016

CLASSIFICATION OF OFFENSES	SEX	AGE						TOTAL	RACE				ETHNIC		
		0	10	13	14	15	16		White	Black	Native Amer.	Asian/Pacific	Whi. Hispanic	Blk Hispanic	
		9	12	14											
Driving Under the Influence	M						0								
	F						0								
Liquor Laws	M						0								
	F						0								
Drunkenness	M						0								
	F						0								
Disorderly Conduct	M				1		1								
	F						0					1			
Vagrancy	M						0								
	F						0								
All Other Offenses (except Traffic)	M		1	3	1		6								
	F						0					6			
Suspicion	M						0								
	F						0								
Curfew and Loitering	M						0								
	F						0								
Run-Aways	M						0								
	F						0								
Total		0	6	21	18	12	57	0	57	0	0	0	0	0	0

JANUARY 2016
Month and Year of Report

GAAPD 0000
Agency Identifier

FEBRUARY 16, 2016
Date

Prepared By J. [Signature] **LIEUTENANT**

[Signature] **CHIEF**
Chief, Commissioner, Sheriff, or Superintendent

ATLANTA POLICE DEPARTMENT - GEORGIA
Agency and State

UNIFORM CRIME REPORTING

**LAW ENFORCEMENT
OPERATIONS
&
MANAGEMENT**

CRIME AREA COMPARISON

**SUPPORT SERVICES DIVISION
Information Services Section**

**JANUARY 2016
JANUARY 2015**


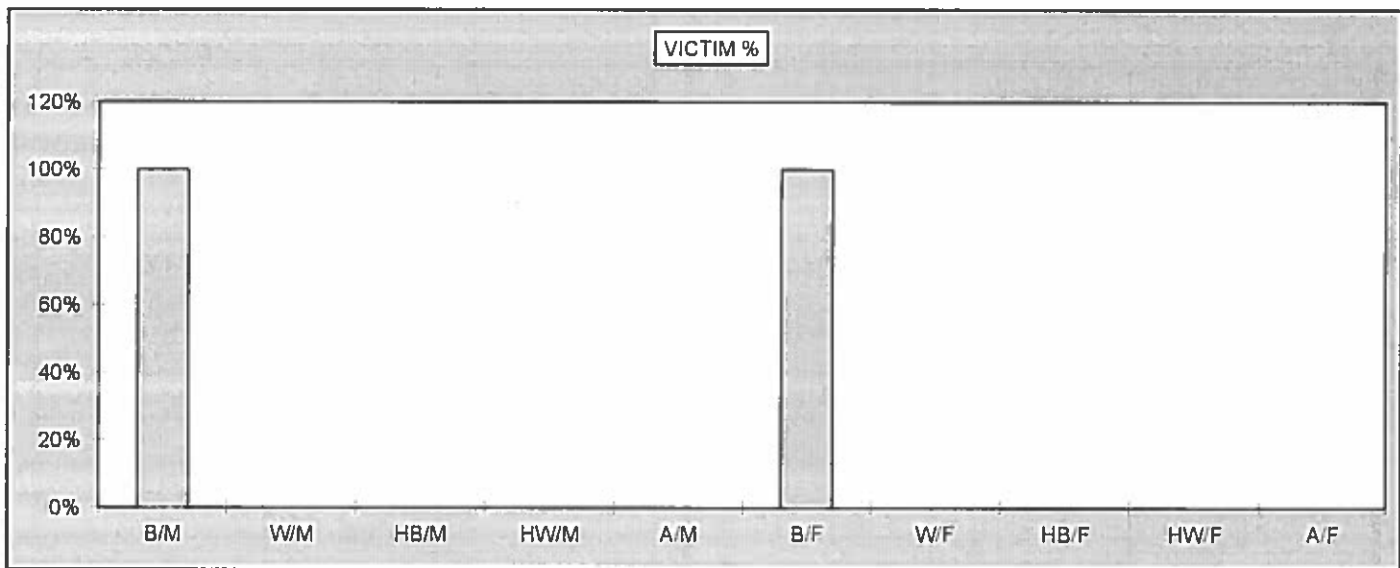
**2016
JANUARY HOMICIDE COMPARISON
BY RACE, SEX, AND ETHNIC ORIGIN**

	VICTIM	PERPETRATOR
B/M	8	4
W/M	0	0
HB/M	0	0
HWM	0	0
A/M	0	0
TOTAL MALES	8	4
B/F	1	0
W/F	0	0
HB/F	0	0
HW/F	0	0
A/F	0	0
TOTAL FEMALES	1	0
TOTAL	9	4

	VICTIM %	PERPETRATOR %
B/M	100%	100%
W/M	0%	0%
HB/M	0%	0%
HWM	0%	0%
A/M	0%	0%

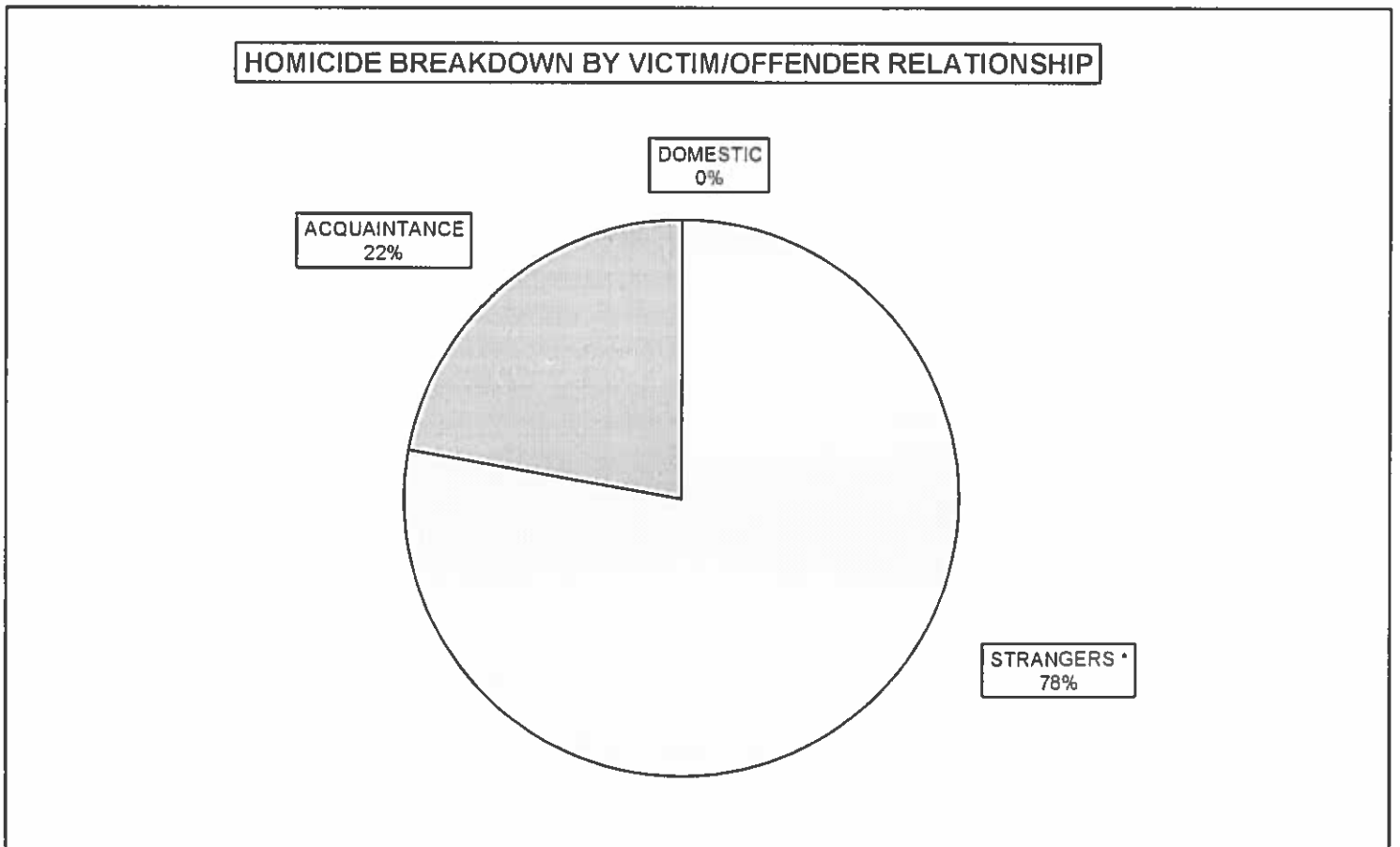
B/F	100%	0%
W/F	0%	0%
HB/F	0%	0%
HW/F	0%	0%
A/F	0%	0%

PERPETRATOR UNKNOWN FOR 5 HOMICIDES	
--	--



**2016
HOMICIDE BREAKDOWN
YEAR TO DATE**

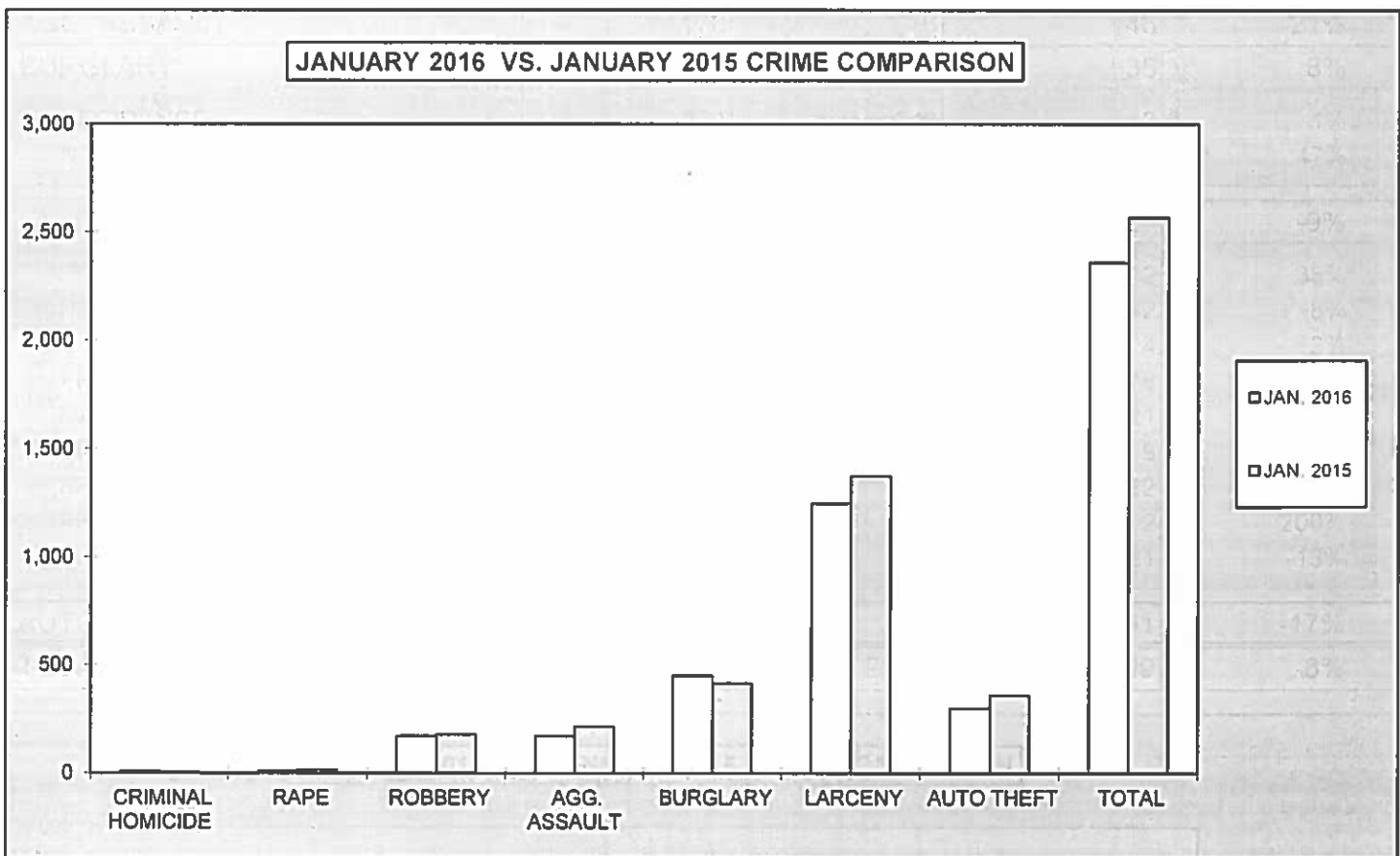
JANUARY							
MONTH	ACTUAL	DOMESTIC	%	STRANGERS *	%	ACQUAINTANCE	%
JANUARY	9	0	0%	7	78%	2	22%
FEBRUARY							
MARCH							
APRIL							
MAY							
JUNE							
JULY							
AUGUST							
SEPTEMBER							
OCTOBER							
NOVEMBER							
DECEMBER							
TOTAL	9	0	0%	7	78%	2	22%



* UNKNOWN INCLUDED IN WITH STRANGERS

**2016
MONTHLY CRIME COMPARISON**

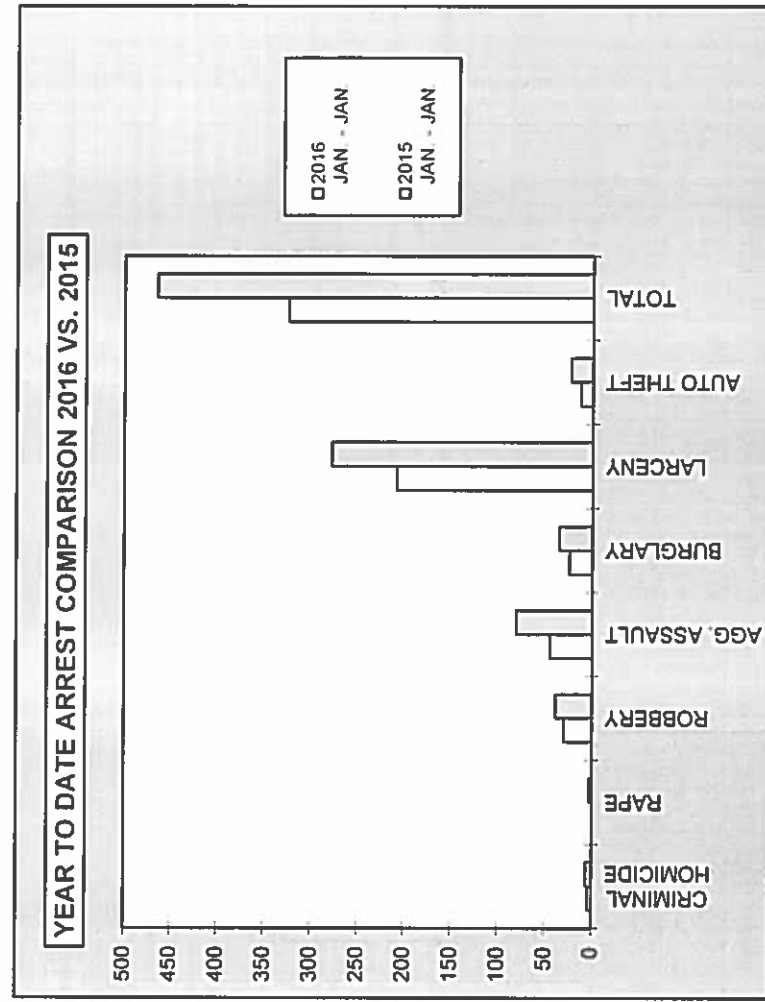
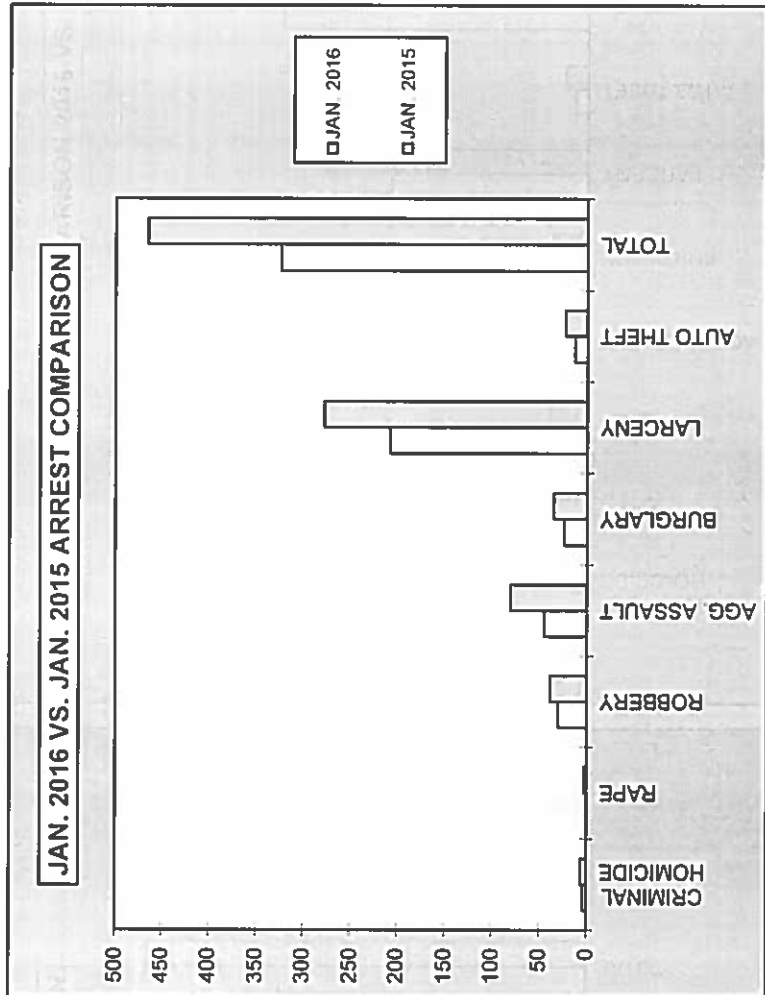
CRIME	JAN. 2016	JAN. 2015	# DIFFERENCE	% DIFFERENCE
CRIMINAL HOMICIDE	9	6	3	50%
RAPE	9	16	-7	-44%
ROBBERY	172	178	-6	-3%
AGG. ASSAULT	170	216	-46	-21%
BURGLARY	451	416	35	8%
RESIDENCE	351	348	3	1%
NON-RESIDENCE	100	68	32	47%
LARCENY	1,249	1,376	-127	-9%
POCKETPICKING	8	6	2	33%
PURSE SNATCHING	22	24	-2	-8%
SHOPLIFTING	243	239	4	2%
FROM MOTOR VEHICLES	618	696	-78	-11%
MOTOR VEH. PARTS/ACCESSORIES	83	104	-21	-20%
BICYCLES	22	13	9	69%
FROM BUILDINGS	108	130	-22	-17%
FROM COIN OPERATED MACHINES	3	1	2	200%
ALL OTHER	142	163	-21	-13%
AUTO THEFT	300	361	-61	-17%
TOTAL	2,360	2,569	-209	-8%



2016
ARREST COMPARISON

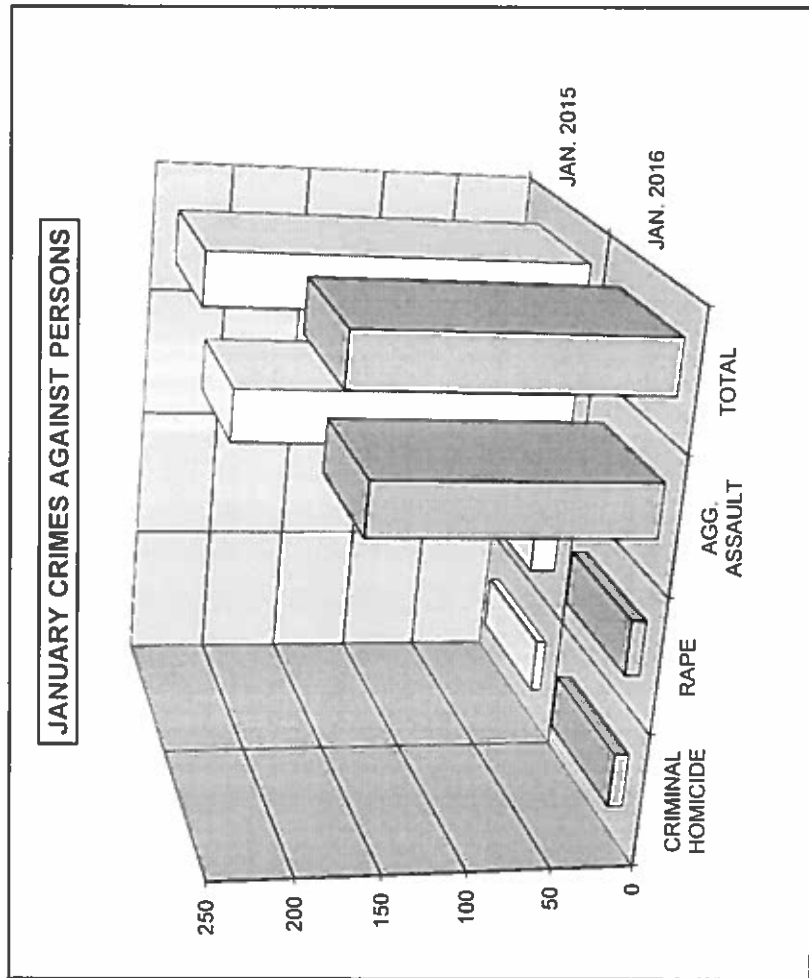
JANUARY ARREST COMPARISON				
CRIME	JAN. 2016	JAN. 2015	# DIFFERENCE	% DIFFERENCE
CRIMINAL HOMICIDE	4	6	-2	-33%
RAPE	0	3	-3	-100%
ROBBERY	30	39	-9	-23%
AGG. ASSAULT	45	81	-36	-44%
BURGLARY	24	35	-11	-31%
LARCENY	208	278	-70	-25%
AUTO THEFT	13	23	-10	-43%
TOTAL	324	465	-141	-30%

FIRST MONTH ARREST COMPARISON				
CRIME	2016 JAN. - JAN.	2015 JAN. - JAN.	# DIFFERENCE	% DIFFERENCE
CRIMINAL HOMICIDE	4	6	-2	-33%
RAPE	0	3	-3	-100%
ROBBERY	30	39	-9	-23%
AGG. ASSAULT	45	81	-36	-44%
BURGLARY	24	35	-11	-31%
LARCENY	208	278	-70	-25%
AUTO THEFT	13	23	-10	-43%
TOTAL	324	465	-141	-30%

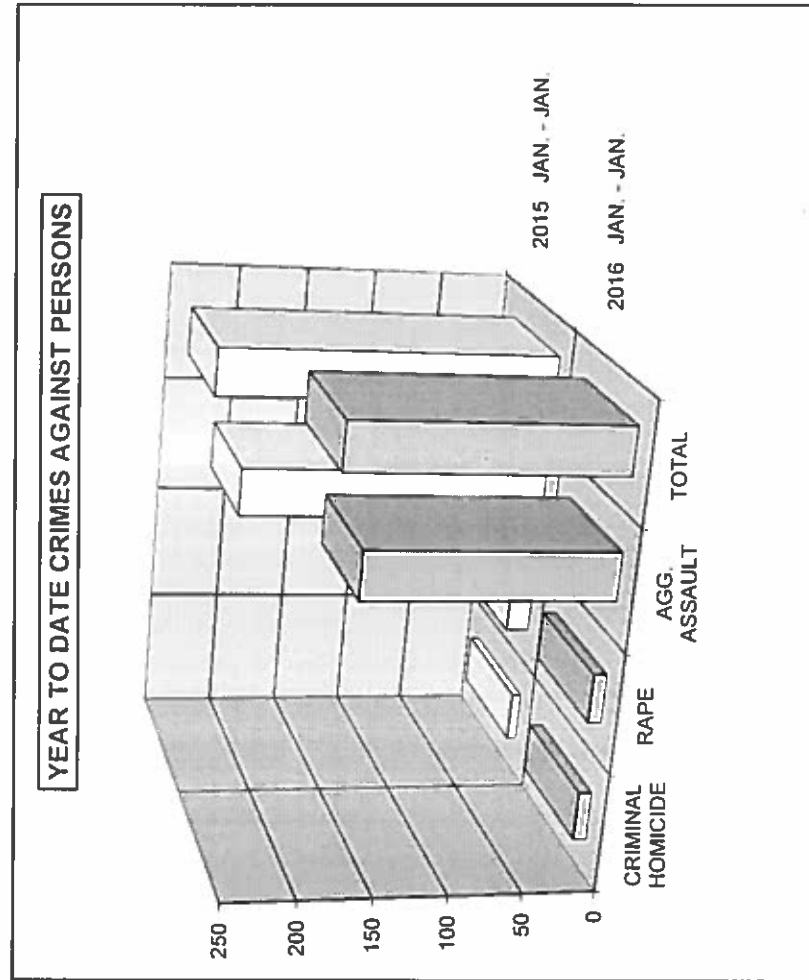


**2016
CRIME COMPARISON
CRIMES AGAINST PERSONS**

JANUARY				
CRIME	JAN. 2016	JAN. 2015	# DIFFERENCE	% DIFFERENCE
CRIMINAL HOMICIDE	9	6	3	50%
RAPE	9	16	-7	-44%
AGG. ASSAULT	170	216	-46	-21%
TOTAL	188	238	-50	-21%



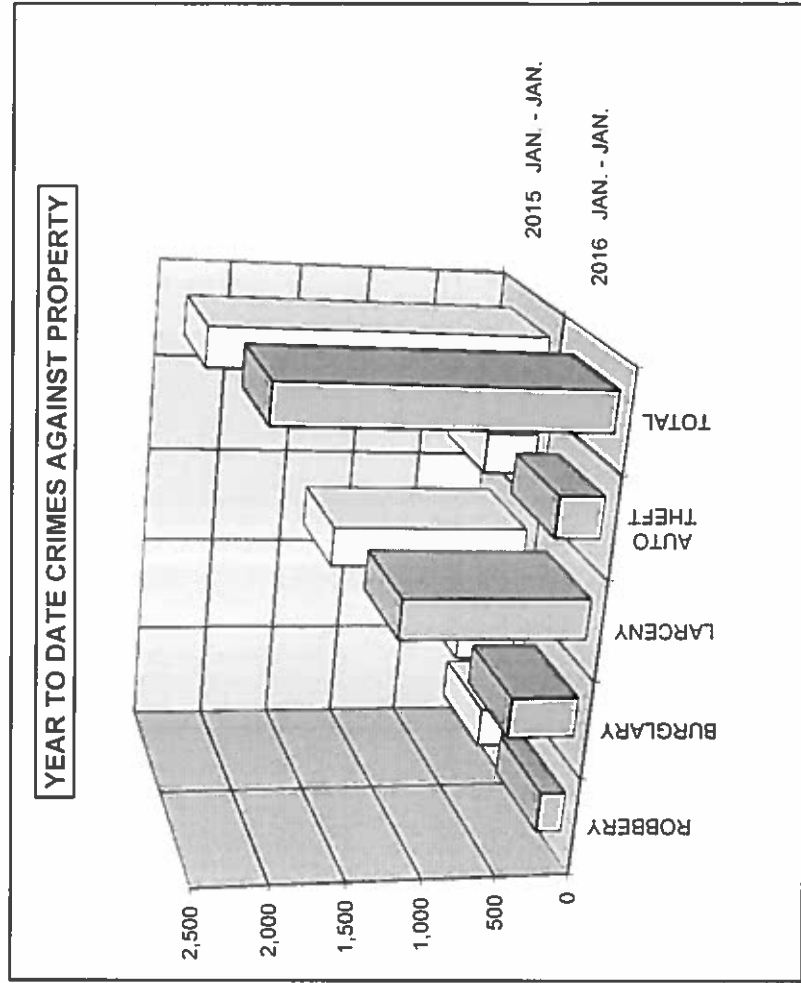
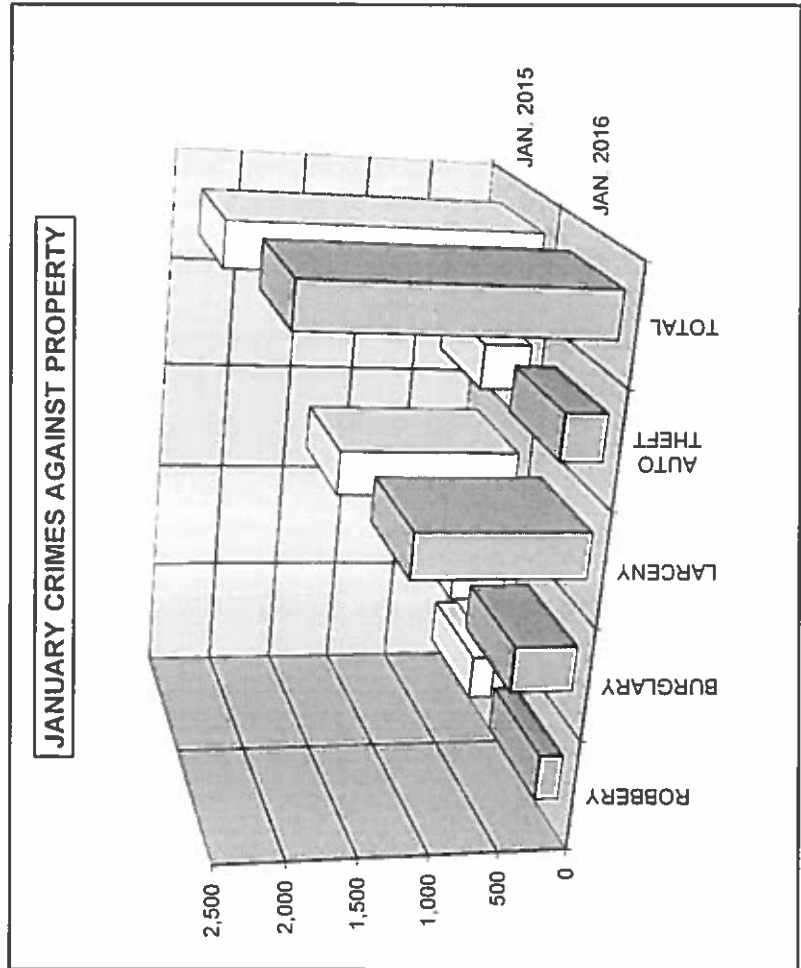
FIRST MONTH				
CRIME	2016 JAN. - JAN.	2015 JAN. - JAN.	# DIFFERENCE	% DIFFERENCE
CRIMINAL HOMICIDE	9	6	3	50%
RAPE	9	16	-7	-44%
AGG. ASSAULT	170	216	-46	-21%
TOTAL	188	238	-50	-21%



**2016
CRIME COMPARISON
CRIMES AGAINST PROPERTY**

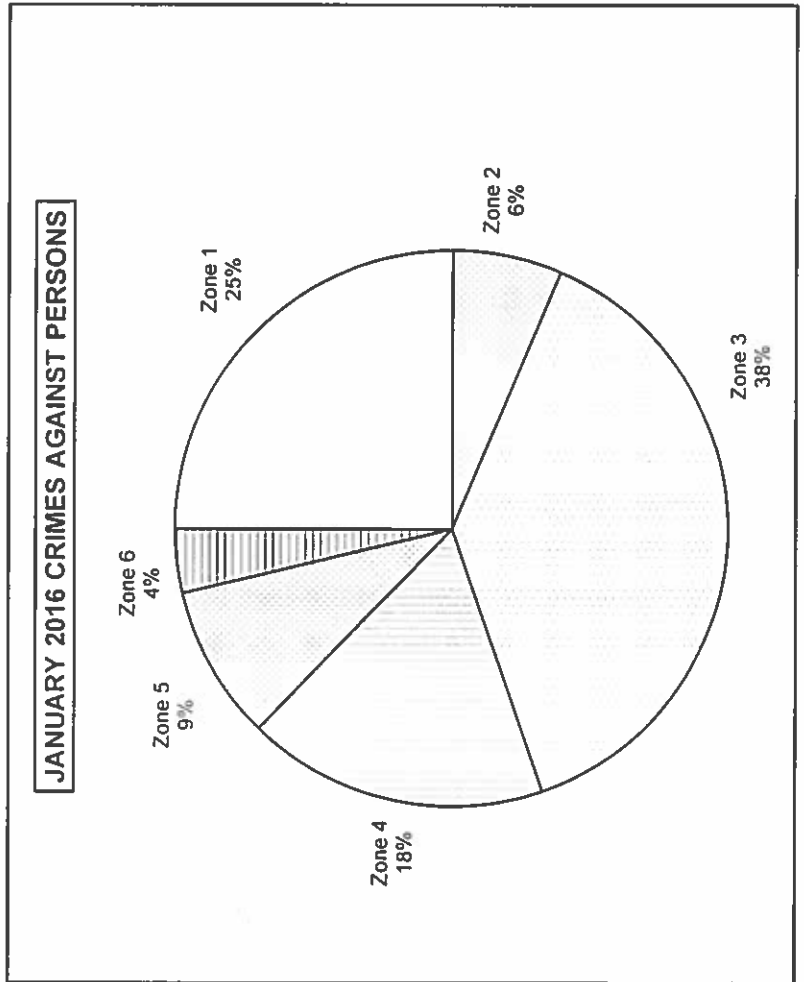
JANUARY				
CRIME	JAN. 2016	JAN. 2015	# DIFFERENCE	% DIFFERENCE
ROBBERY	172	178	-6	-3%
BURGLARY	451	416	35	8%
LARCENY	1,249	1,376	-127	-9%
AUTO THEFT	300	361	-61	-17%
TOTAL	2,172	2,331	-159	-7%

FIRST MONTH				
CRIME	2016 JAN. - JAN.	2015 JAN. - JAN.	# DIFFERENCE	% DIFFERENCE
ROBBERY	172	178	-6	-3%
BURGLARY	451	416	35	8%
LARCENY	1,249	1,376	-127	-9%
AUTO THEFT	300	361	-61	-17%
TOTAL	2,172	2,331	-159	-7%

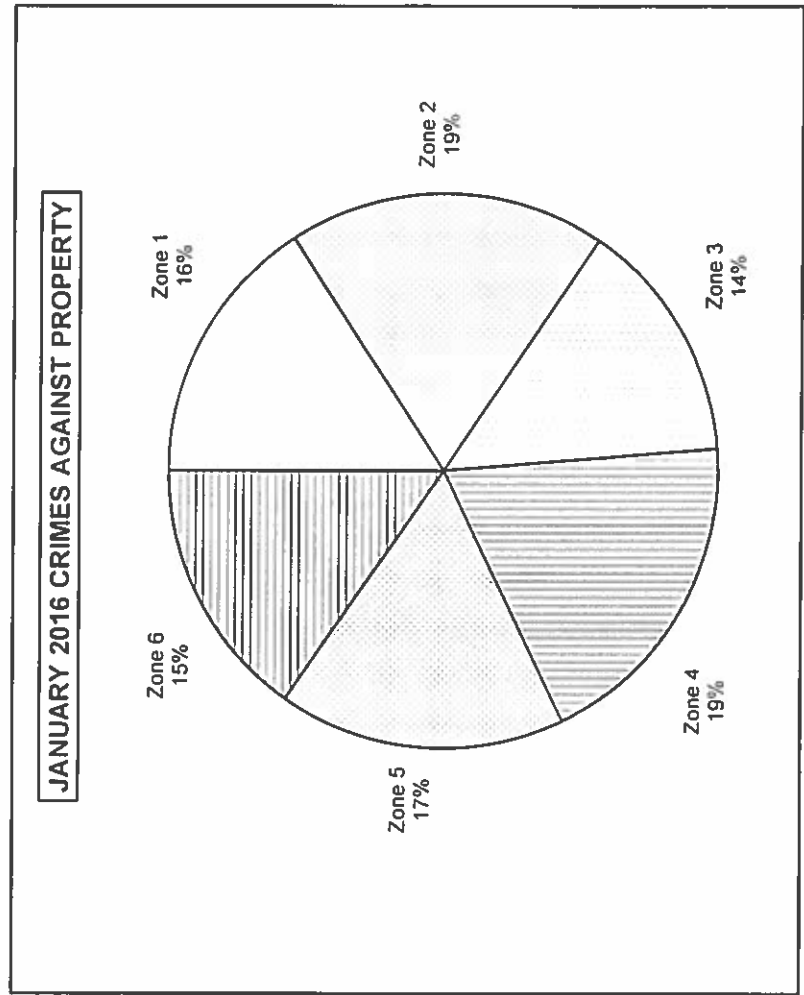


2016
AREA BREAKDOWN
CRIMES AGAINST PERSONS AND PROPERTY

JANUARY 2016 CRIMES AGAINST PERSONS BY ZONE						
CRIME	Zone 1	Zone 2	Zone 3	Zone 4	Zone 5	Zone 6
CRIMINAL HOMICIDE	6	0	2	0	0	1
RAPE	3	2	1	-2	2	3
AGG. ASSAULT	38	10	69	35	15	3
TOTAL CRIMES AGAINST PERSONS	47	12	72	33	17	7

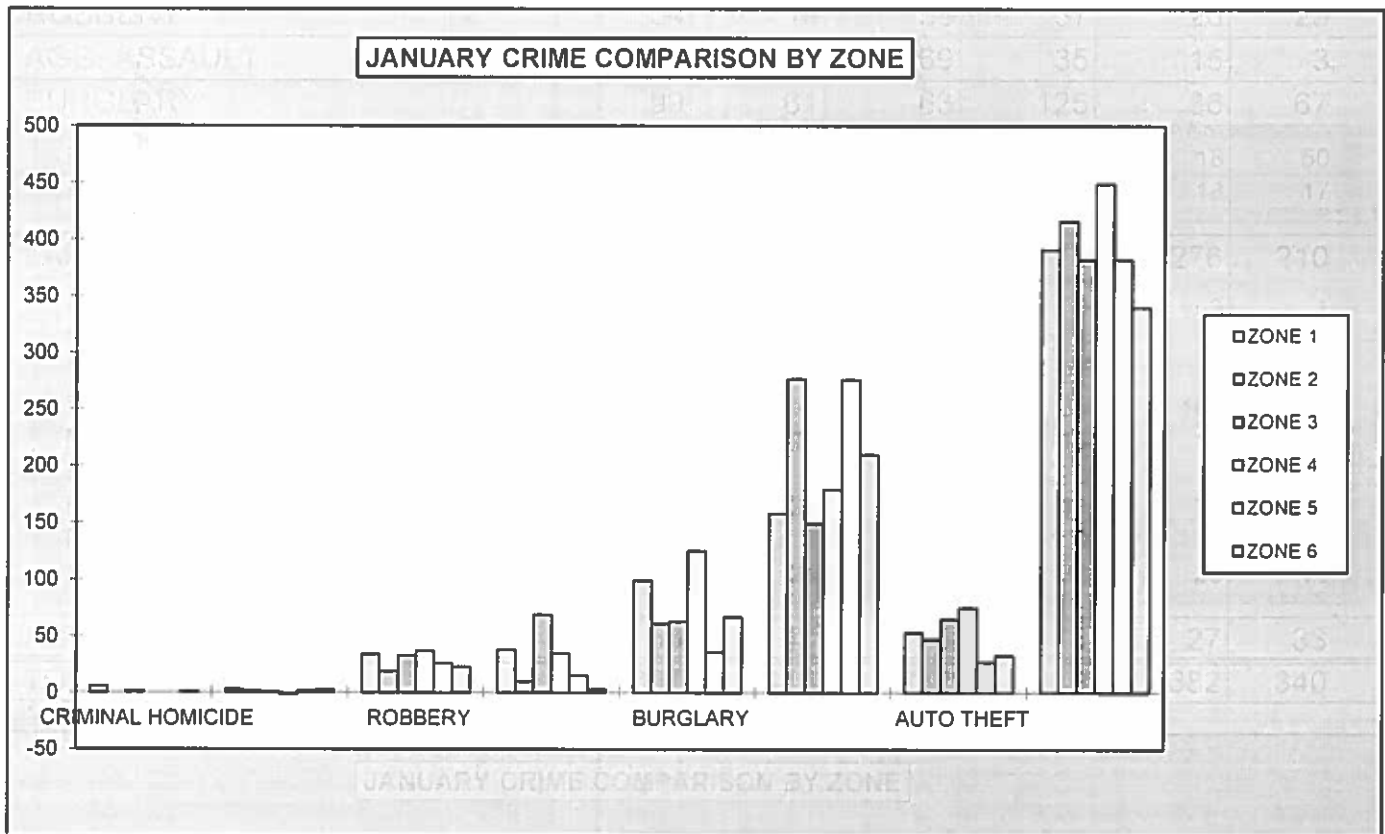


JANUARY 2016 CRIMES AGAINST PROPERTY BY ZONE						
CRIME	Zone 1	Zone 2	Zone 3	Zone 4	Zone 5	Zone 6
ROBBERY	34	19	33	37	26	23
BURGLARY	99	61	63	125	36	67
LARCENY	158	277	149	179	276	210
AUTO THEFT	53	47	65	75	27	33
TOTAL CRIMES AGAINST PROPERTY	344	404	310	416	365	333



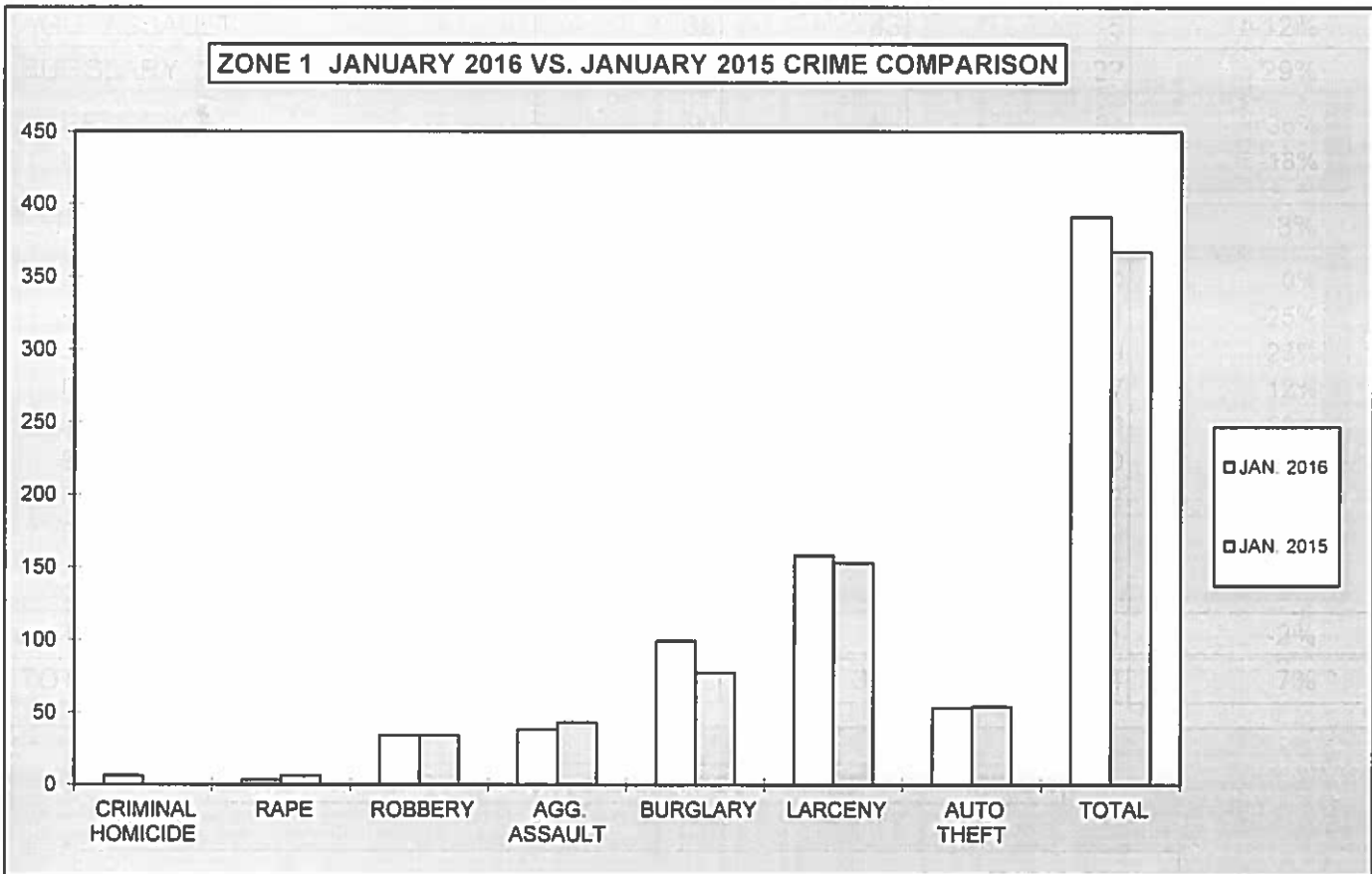
**2016
AREA BREAKDOWN**

JANUARY CRIME COMPARISON BY ZONE						
CRIME	ZONE 1	ZONE 2	ZONE 3	ZONE 4	ZONE 5	ZONE 6
CRIMINAL HOMICIDE	6	0	2	0	0	1
RAPE	3	2	1	-2	2	3
ROBBERY	34	19	33	37	26	23
AGG. ASSAULT	38	10	69	35	15	3
BURGLARY	99	61	63	125	36	67
RESIDENCE	90	36	55	102	18	50
NON-RESIDENCE	9	25	8	23	18	17
LARCENY	158	277	149	179	276	210
POCKETPICKING	1	2	1	0	3	1
PURSE SNATCHING	3	2	3	6	5	3
SHOPLIFTING	31	102	22	27	19	42
FROM MOTOR VEHICLES	65	112	74	86	160	121
MOTOR VEH. PARTS/ACCESSORIES	24	12	14	15	10	8
BICYCLES	1	0	0	2	13	6
FROM BUILDINGS	10	23	11	11	37	16
FROM COIN OPERATED MACHINES	0	0	2	0	1	0
ALL OTHER	23	24	22	32	28	13
AUTO THEFT	53	47	65	75	27	33
TOTAL	391	416	382	449	382	340



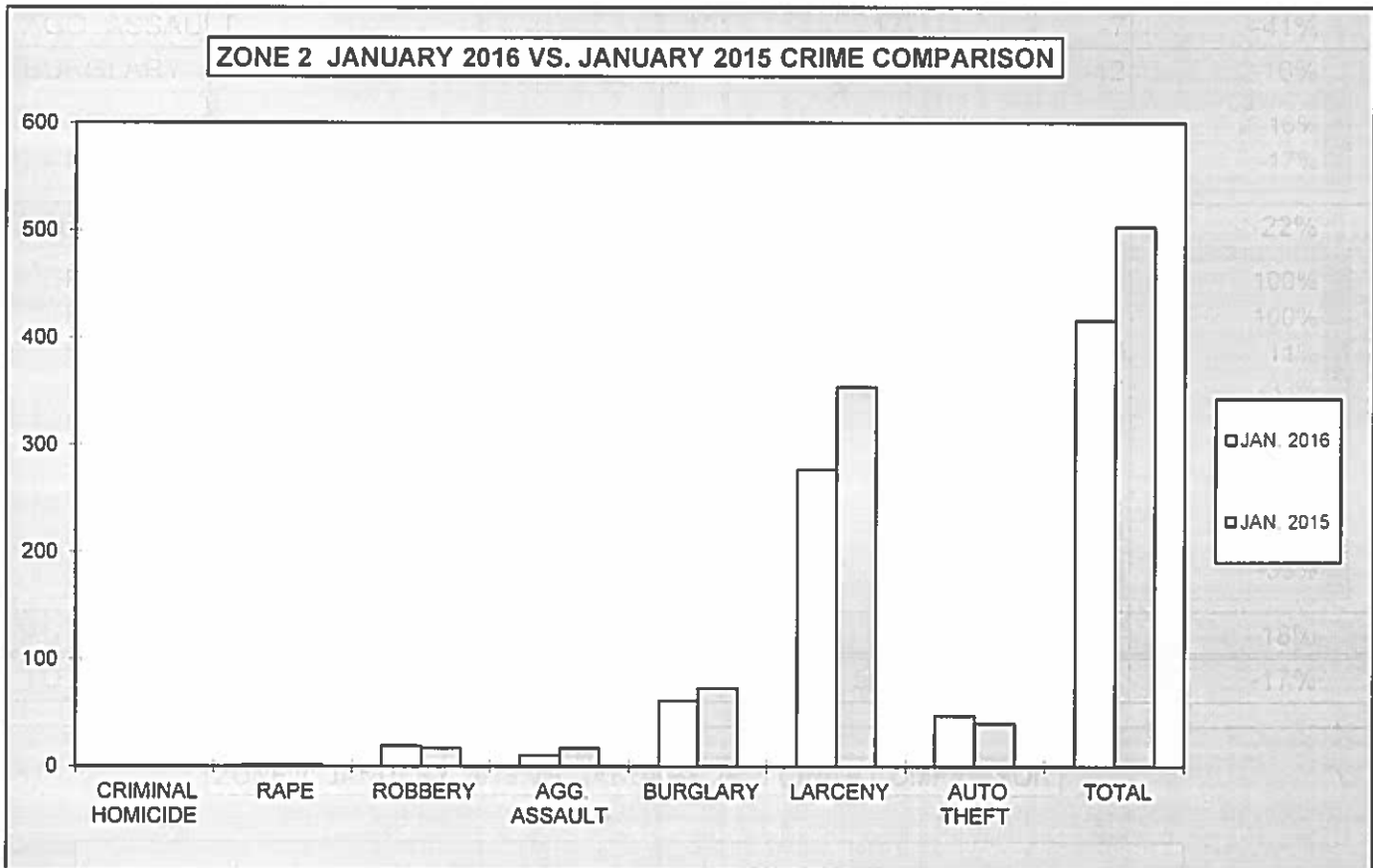
**2016
MONTHLY CRIME COMPARISON**

ZONE 1				
CRIME	JAN. 2016	JAN. 2015	# DIFFERENCE	% DIFFERENCE
CRIMINAL HOMICIDE	6	0	6	100%
RAPE	3	6	-3	-50%
ROBBERY	34	34	0	0%
AGG. ASSAULT	38	43	-5	-12%
BURGLARY	99	77	22	29%
RESIDENCE	90	66	24	36%
NON-RESIDENCE	9	11	-2	-18%
LARCENY	158	153	5	3%
POCKETPICKING	1	1	0	0%
PURSE SNATCHING	3	4	-1	-25%
SHOPLIFTING	31	40	-9	-23%
FROM MOTOR VEHICLES	65	58	7	12%
MOTOR VEH. PARTS/ACCESSORIES	24	16	8	50%
BICYCLES	1	1	0	0%
FROM BUILDINGS	10	12	-2	-17%
FROM COIN OPERATED MACHINES	0	0	0	0%
ALL OTHER	23	21	2	10%
AUTO THEFT	53	54	-1	-2%
TOTAL	391	367	24	7%



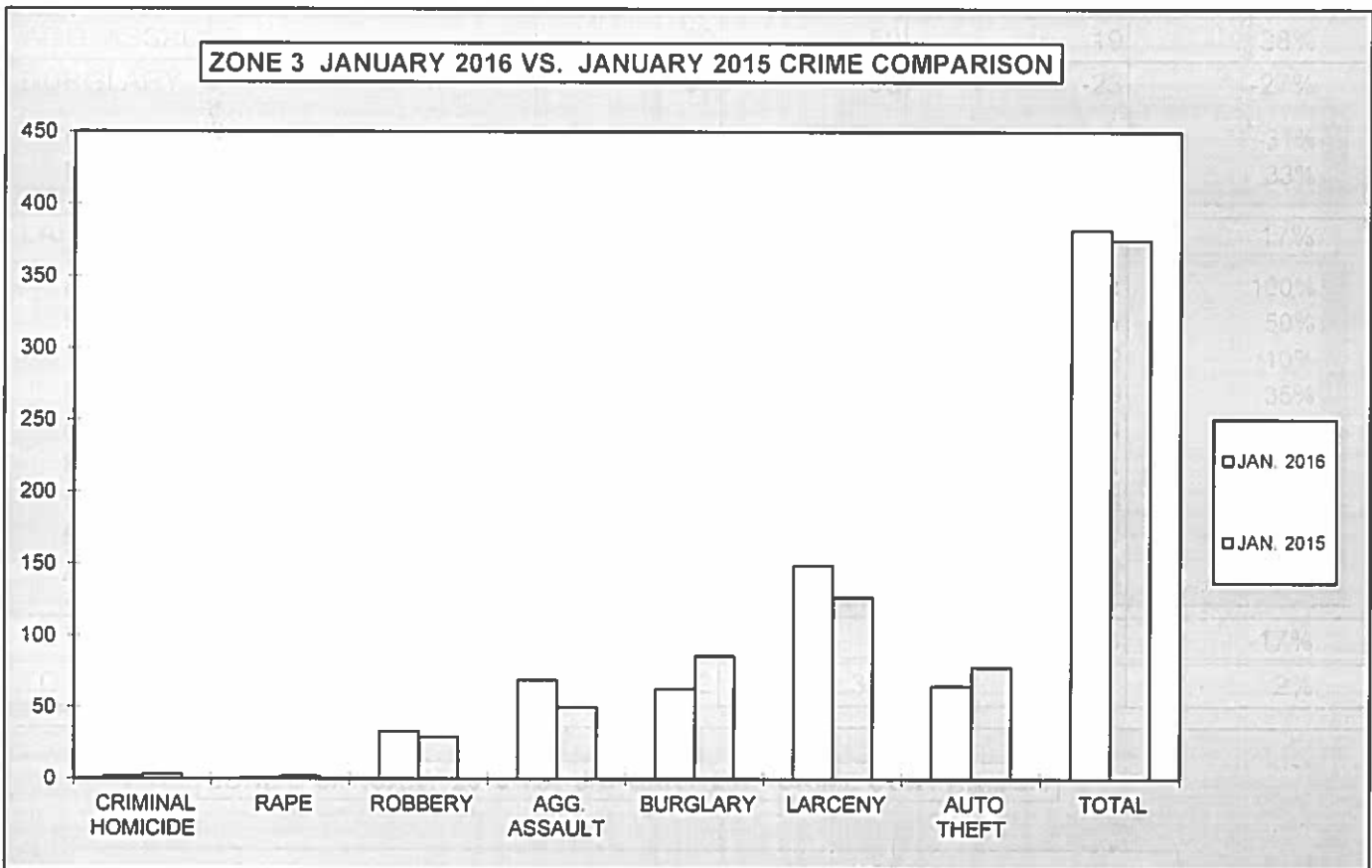
**2016
MONTHLY CRIME COMPARISON**

ZONE 2				
CRIME	JAN. 2016	JAN. 2015	# DIFFERENCE	% DIFFERENCE
CRIMINAL HOMICIDE	0	0	0	0%
RAPE	2	2	0	0%
ROBBERY	19	17	2	12%
AGG. ASSAULT	10	17	-7	-41%
BURGLARY	61	73	-12	-16%
RESIDENCE	36	43	-7	-16%
NON-RESIDENCE	25	30	-5	-17%
LARCENY	277	354	-77	-22%
POCKETPICKING	2	0	2	100%
PURSE SNATCHING	2	0	2	100%
SHOPLIFTING	102	92	10	11%
FROM MOTOR VEHICLES	112	166	-54	-33%
MOTOR VEH. PARTS/ACCESSORIES	12	14	-2	-14%
BICYCLES	0	2	-2	-100%
FROM BUILDINGS	23	44	-21	-48%
FROM COIN OPERATED MACHINES	0	0	0	0%
ALL OTHER	24	36	-12	-33%
AUTO THEFT	47	40	7	18%
TOTAL	416	503	-87	-17%



**2016
MONTHLY CRIME COMPARISON**

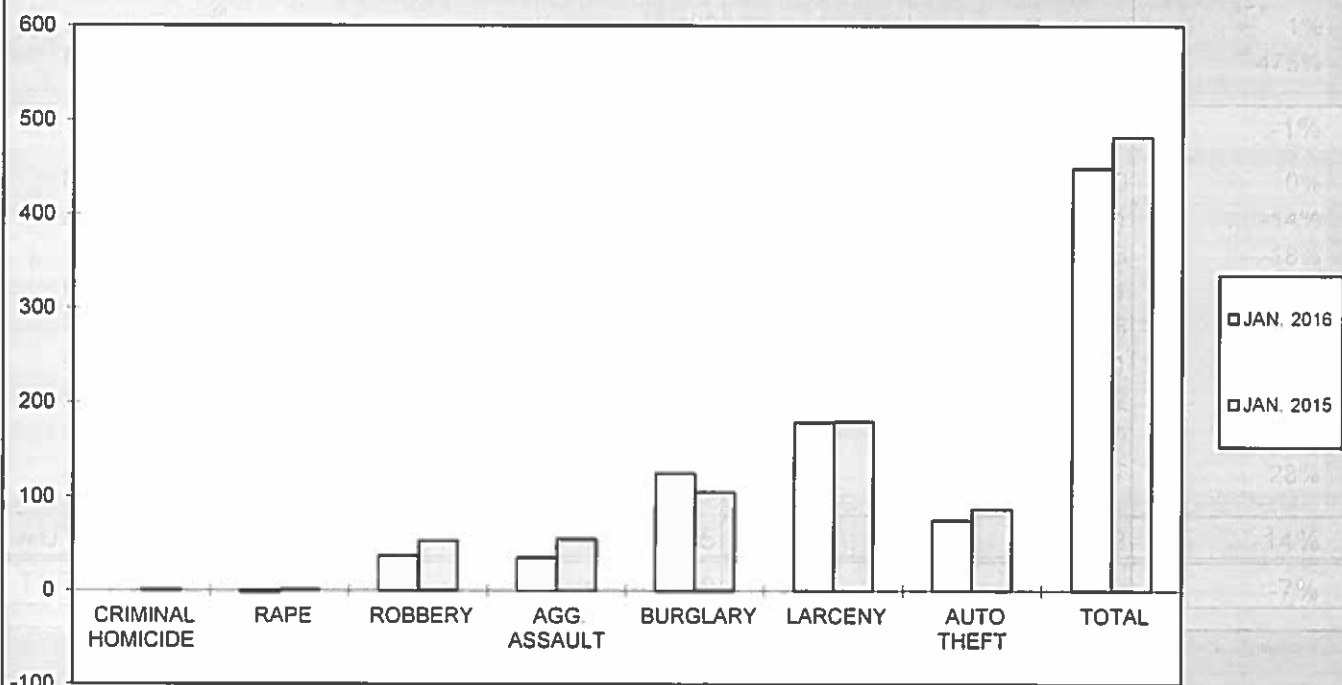
ZONE 3				
CRIME	JAN. 2016	JAN. 2015	# DIFFERENCE	% DIFFERENCE
CRIMINAL HOMICIDE	2	3	-1	-33%
RAPE	1	2	-1	-50%
ROBBERY	33	29	4	14%
AGG. ASSAULT	69	50	19	38%
BURGLARY	63	86	-23	-27%
RESIDENCE	55	80	-25	-31%
NON-RESIDENCE	8	6	2	33%
LARCENY	149	127	22	17%
POCKETPICKING	1	0	1	100%
PURSE SNATCHING	3	2	1	50%
SHOPLIFTING	22	20	2	10%
FROM MOTOR VEHICLES	74	55	19	35%
MOTOR VEH. PARTS/ACCESSORIES	14	18	-4	-22%
BICYCLES	0	1	-1	-100%
FROM BUILDINGS	11	6	5	83%
FROM COIN OPERATED MACHINES	2	1	1	100%
ALL OTHER	22	24	-2	-8%
AUTO THEFT	65	78	-13	-17%
TOTAL	382	375	7	2%



**2016
MONTHLY CRIME COMPARISON**

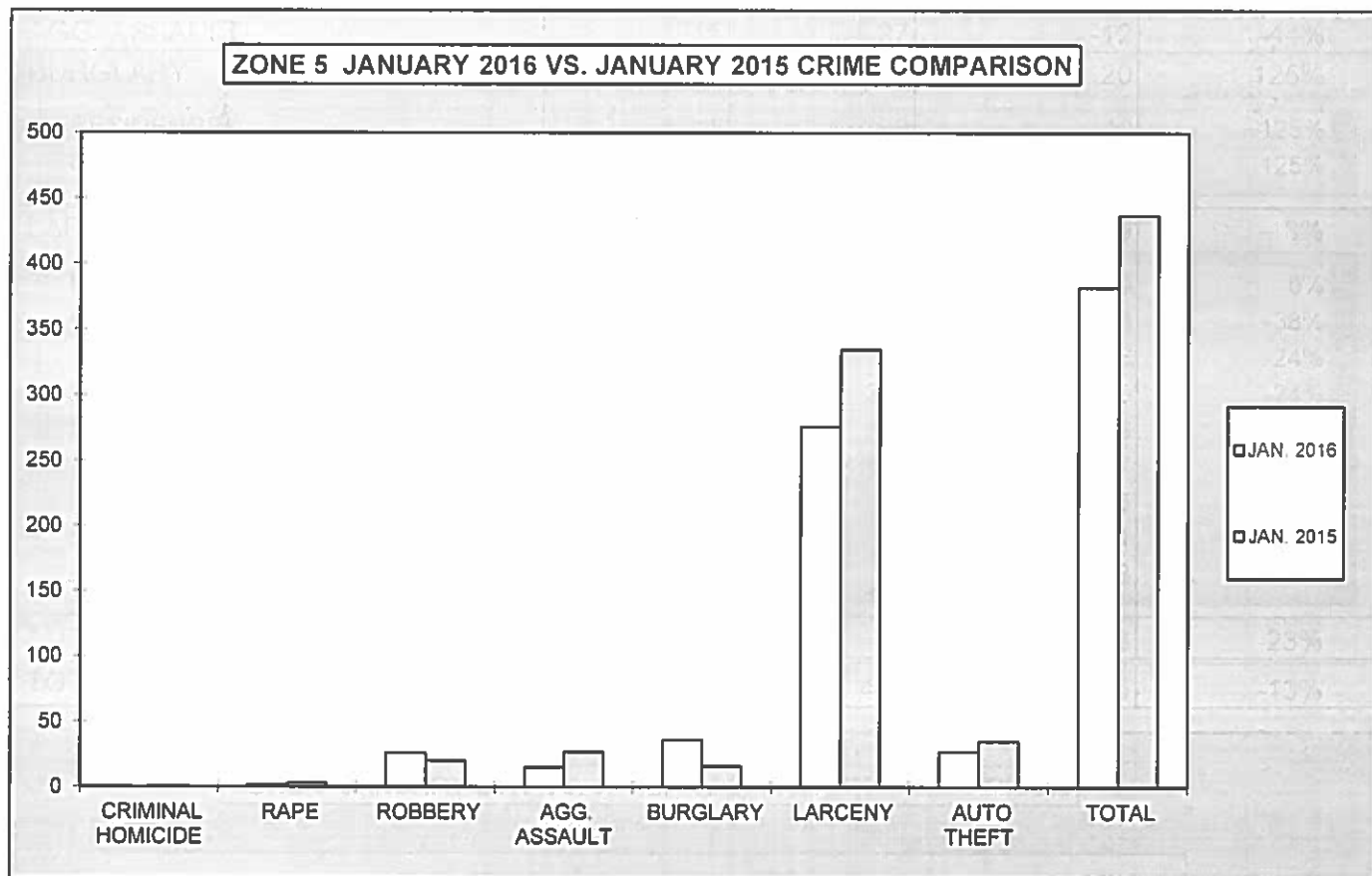
ZONE 4				
CRIME	JAN. 2016	JAN. 2015	# DIFFERENCE	% DIFFERENCE
CRIMINAL HOMICIDE	0	1	-1	-100%
RAPE	-2	1	-3	-300%
ROBBERY	37	53	-16	-30%
AGG. ASSAULT	35	55	-20	-36%
BURGLARY	125	105	20	19%
RESIDENCE	102	101	1	1%
NON-RESIDENCE	23	4	19	475%
LARCENY	179	180	-1	-1%
POCKETPICKING	0	0	0	0%
PURSE SNATCHING	6	7	-1	-14%
SHOPLIFTING	27	33	-6	-18%
FROM MOTOR VEHICLES	86	85	1	1%
MOTOR VEH. PARTS/ACCESSORIES	15	20	-5	-25%
BICYCLES	2	1	1	100%
FROM BUILDINGS	11	9	2	22%
FROM COIN OPERATED MACHINES	0	0	0	0%
ALL OTHER	32	25	7	28%
AUTO THEFT	75	87	-12	-14%
TOTAL	449	482	-33	-7%

ZONE 4 JANUARY 2016 VS. JANUARY 2015 CRIME COMPARISON



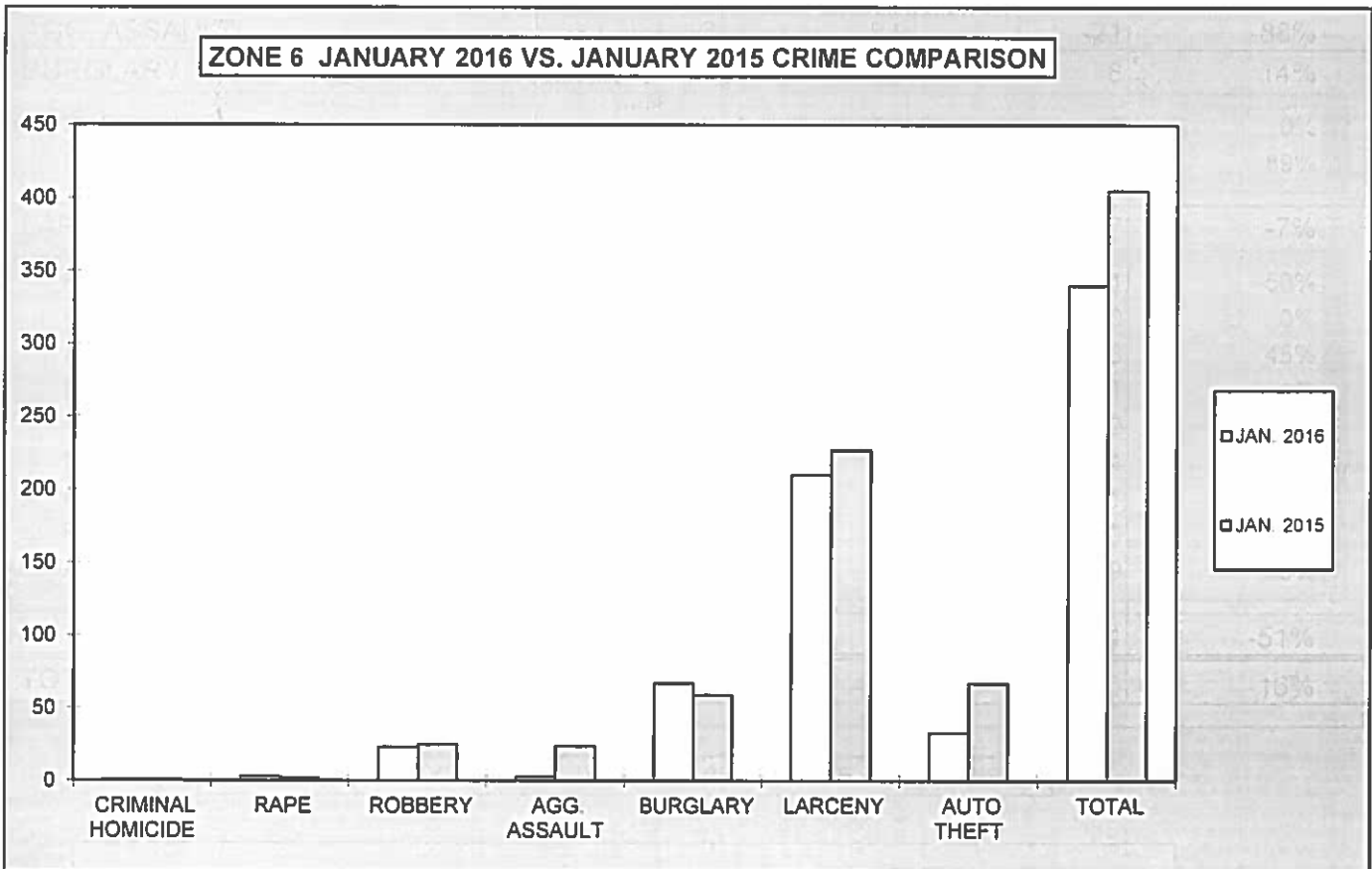
2016
MONTHLY CRIME COMPARISON

ZONE 5				
CRIME	JAN. 2016	JAN. 2015	# DIFFERENCE	% DIFFERENCE
CRIMINAL HOMICIDE	0	1	-1	-100%
RAPE	2	3	-1	-33%
ROBBERY	26	20	6	30%
AGG. ASSAULT	15	27	-12	-44%
BURGLARY	36	16	20	125%
RESIDENCE	18	8	10	125%
NON-RESIDENCE	18	8	10	125%
LARCENY	276	335	-59	-18%
POCKETPICKING	3	3	0	0%
PURSE SNATCHING	5	8	-3	-38%
SHOPLIFTING	19	25	-6	-24%
FROM MOTOR VEHICLES	160	210	-50	-24%
MOTOR VEH. PARTS/ACCESSORIES	10	16	-6	-38%
BICYCLES	13	6	7	117%
FROM BUILDINGS	37	42	-5	-12%
FROM COIN OPERATED MACHINES	1	0	1	100%
ALL OTHER	28	25	3	12%
AUTO THEFT	27	35	-8	-23%
TOTAL	382	437	-55	-13%



**2016
MONTHLY CRIME COMPARISON**

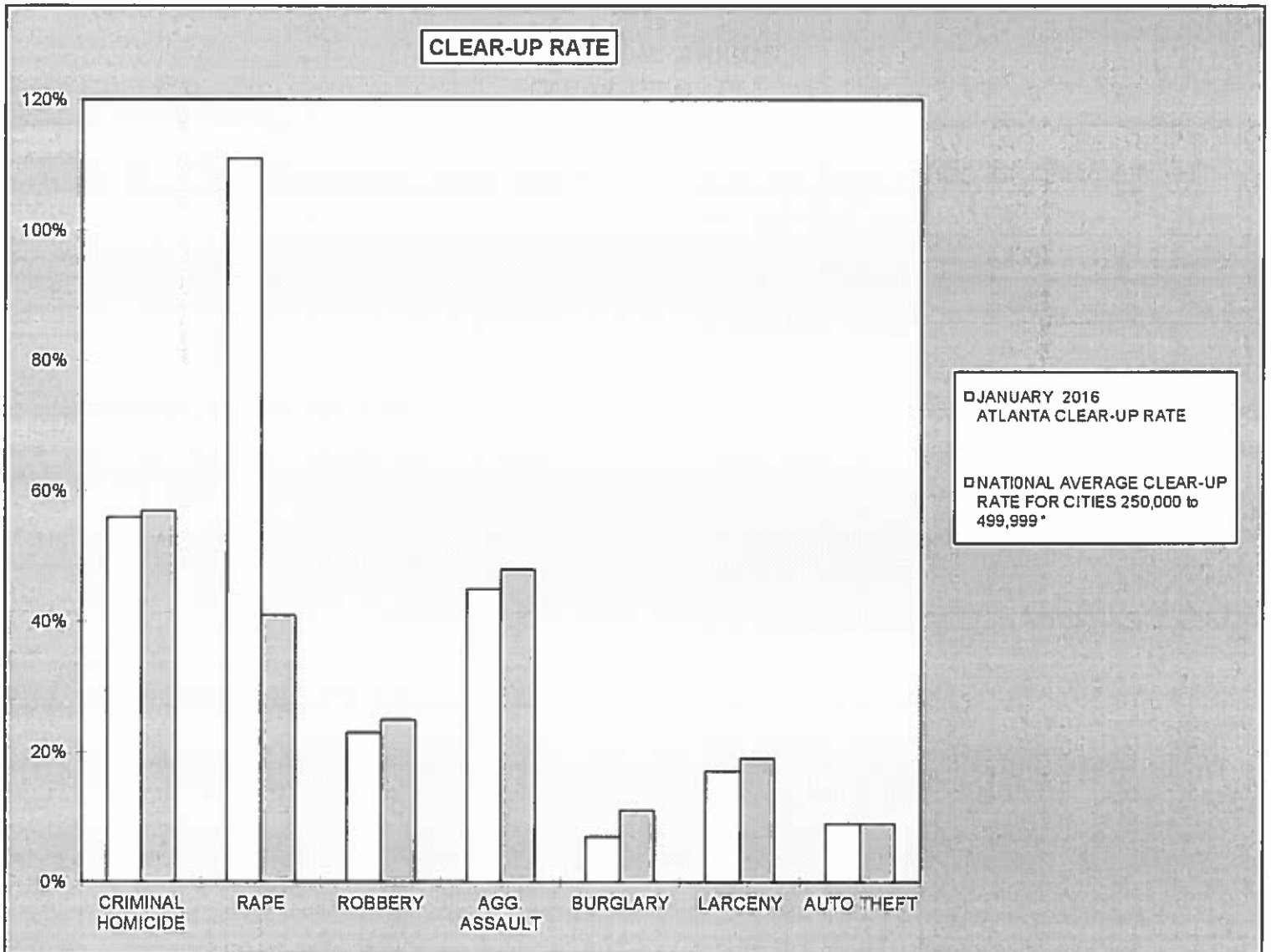
ZONE 6				
CRIME	JAN. 2016	JAN. 2015	# DIFFERENCE	% DIFFERENCE
CRIMINAL HOMICIDE	1	1	0	0%
RAPE	3	2	1	50%
ROBBERY	23	25	-2	-8%
AGG. ASSAULT	3	24	-21	-88%
BURGLARY	67	59	8	14%
RESIDENCE	50	50	0	0%
NON-RESIDENCE	17	9	8	89%
LARCENY	210	227	-17	-7%
POCKETPICKING	1	2	-1	-50%
PURSE SNATCHING	3	3	0	0%
SHOPLIFTING	42	29	13	45%
FROM MOTOR VEHICLES	121	122	-1	-1%
MOTOR VEH. PARTS/ACCESSORIES	8	20	-12	-60%
BICYCLES	6	2	4	200%
FROM BUILDINGS	16	17	-1	-6%
FROM COIN OPERATED MACHINES	0	0	0	0%
ALL OTHER	13	32	-19	-59%
AUTO THEFT	33	67	-34	-51%
TOTAL	340	405	-65	-16%



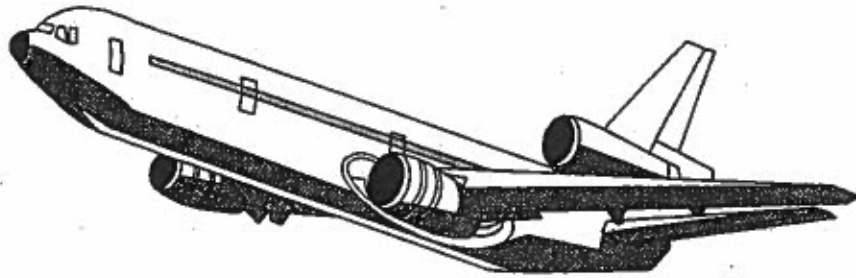
**2016
CRIME COMPARISON
CLEAR-UP RATE**

CRIME	JANUARY 2016 ATLANTA CLEAR-UP RATE	NATIONAL AVERAGE CLEAR-UP RATE FOR CITIES 250,000 to 499,999 *
CRIMINAL HOMICIDE	56%	57%
RAPE	111%	41%
ROBBERY	23%	25%
AGG. ASSAULT	45%	48%
BURGLARY	7%	11%
LARCENY	17%	19%
AUTO THEFT	9%	9%

* National Average for Cities 250,000 to 499,999 Based on Latest Annual (2014) FBI Uniform Crime Report



APD



The Atlanta Airport
UNIFORM CRIME REPORTING



JANUARY 2016

SUPPORT SERVICES DIVISION
INFORMATION SERVICES SECTION

RETURN A - MONTHLY RETURN OF OFFENSES KNOWN TO THE POLICE

1-720b (Rev. 8-30-94)
OMB No. 1110-0001

This report is authorized by law Title 28, Section 534, U.S. Code. While you are not required to respond, your cooperation in forwarding this report by the 7th day after the close of the month to Uniform Crime Reports, Federal Bureau of Investigation, Washington, D.C. 20535, will assist in compiling comprehensive, accurate national crime figures on a timely basis.

1	2	3	4	5	6
CLASSIFICATION OF OFFENSES	OFFENSES REPORTED OR KNOWN TO POLICE (INCLUDE "UNFOUNDED" AND ATTEMPTS)	UNFOUNDED, I.E., FALSE OR BASELESS COMPLAINTS	NUMBER OF ACTUAL OFFENSES (COLUMN 2 MINUS COLUMN 3) INCLUDE ATTEMPTS	TOTAL OFFENSES CLEARED BY ARREST OR EXCEPTIONAL MEANS (INCLUDES COL 6)	NUMBER OF CLEARANCES INVOLVING ONLY PERSONS UNDER 18 YEARS OF AGE
1. CRIMINAL HOMICIDE					
a. MURDER AND NONNEGLIGENT HOMICIDE	0	0	0	0	0
b. MANSLAUGHTER BY NEGLIGENCE					
2. FORCIBLE RAPE TOTAL	0	0	0	0	0
a. Rape by Force	0	0	0	0	0
b. Attempts to commit Forcible Rape	0	0	0	0	0
3. ROBBERY TOTAL	0	0	0	0	0
a. Firearm	0	0	0	0	0
b. Knife or Cutting Instrument	0	0	0	0	0
c. Other Dangerous Weapon	0	0	0	0	0
d. Strong-Arm (Hands, Fists, Feet, etc.)	0	0	0	0	0
4. ASSAULT TOTAL	1	0	1	0	0
a. Firearm	0	0	0	0	0
b. Knife or cutting instrument	0	0	0	0	0
c. Other Dangerous Weapon	0	0	0	0	0
d. Strong-Arm	0	0	0	0	0
e. Other Assaults - Simple, Not Aggravated	1	0	1	0	0
5. BURGLARY TOTAL	2	0	2	0	0
a. Forcible Entry	0	0	0	0	0
b. Unlawful Entry - No Force	2	0	2	0	0
c. Attempted Forcible Entry	0	0	0	0	0
6. LARCENY THEFT TOTAL (except Motor Vehicle Theft)	33	0	33	1	0
7. MOTOR VEHICLE THEFT TOTAL	2	0	2	0	0
a. Autos	2	0	2	0	0
b. Trucks and Buses	0	0	0	0	0
c. Other Vehicles	0	0	0	0	0
GRAND TOTAL	38	0	38	1	0

CHECKING ANY OF THE APPROPRIATE BLOCKS BELOW WILL ELIMINATE YOUR NEED TO SUBMIT REPORTS WHEN THE VALUES ARE ZERO. THIS WILL ALSO AID THE NATIONAL PROGRAM IN ITS QUALITY CONTROL EFFORTS.

- NO SUPPLEMENTARY HOMICIDE REPORT SUBMITTED SINCE NO MURDERS, JUSTIFIABLE HOMICIDES, OR MANSLAUGHTER BY NEGLIGENCE OCCURRED IN THIS JURISDICTION DURING THE MONTH.
- NO SUPPLEMENT TO RETURN A REPORT SINCE NO CRIME OFFENSES OR RECOVERY OF PROPERTY REPORTED DURING THE MONTH.
- NO LAW ENFORCEMENT OFFICERS KILLED OR ASSAULTED REPORT SINCE NONE OF THE OFFICERS WERE ASSAULTED OR KILLED DURING THE MONTH.

- NO AGE, SEX, AND RACE OF PERSONS ARRESTED UNDER 18 YEARS OF AGE REPORT SINCE NO ARRESTS OF PERSONS WITHIN THIS AGE GROUP.
- NO AGE, SEX, AND RACE OF PERSONS ARRESTED 18 YEARS OF AGE AND OVER REPORT SINCE NO ARRESTS OF PERSONS WITHIN THIS AGE GROUP.
- NO MONTHLY RETURN OF ARSON OFFENSES KNOWN TO LAW ENFORCEMENT REPORT SINCE NO ARSONS OCCURRED.

DO NOT USE THIS SPACE

	INITIALS
RECORDED	
EDITED	
ENTERED	
ADJUSTED	
CHECKED	

* TOTALS INCLUDE PREVIOUS OFFENSES

JANUARY 2016

Month and Year of Report

GA 060240X

Agency Identifier

FEBRUARY 10, 2016

Date

ATLANTA AIRPORT POLICE - GEORGIA

Agency and State

J. [Signature] LIEUTENANT
Prepared By Title
George [Signature] CHIEF
Chief, Commissioner, Sheriff, or Superintendent

PROPERTY STOLEN BY CLASSIFICATION

CLASSIFICATION	DATA ENTRY	Number of Actual Offenses (Column 4 Return A)	Monetary Value of Property Stolen
1. MURDER AND NONNEGLIGENT MANSLAUGHTER	12	0	0.00
2. FORCIBLE RAPE	20	0	0.00
3. ROBBERY			
(a) HIGHWAY (streets alleys etc.)	31	0	0.00
(b) COMMERCIAL HOUSE (except c, d, and f)	32	0	0.00
(c) GAS OR SERVICE STATION	33	0	0.00
(d) CONVENIENCE STORE	34	0	0.00
(e) RESIDENCE (anywhere on premises)	35	0	0.00
(f) BANK	36	0	0.00
(g) MISCELLANEOUS	37	0	0.00
TOTAL ROBBERY	30	0	\$ 0.00
5. BURGLARY - BREAKING OR ENTERING			
(a) RESIDENCE (dwelling)			
(1) NIGHT (6 p.m. - 6 a.m.)	51	1	3.00
(2) DAY (6 a.m. - 6 p.m.)	52	0	0.00
(3) UNKNOWN	53	0	0.00
(b) NON-RESIDENCE (store, office, etc.)			
(1) NIGHT (6 p.m. - 6 a.m.)	54	1	15,000.00
(2) DAY (6 a.m. - 6 p.m.)	55	0	0.00
(3) UNKNOWN	56	0	0.00
TOTAL BURGLARY	50	2	\$ 15,003.00
6. LARCENY - THEFT (Except Motor Vehicle Theft)			
(a) \$200 AND OVER	61	19	17,699.00
(b) \$50 TO \$200	62	2	195.00
(c) UNDER \$50	63	12	-558.00
TOTAL LARCENY (Same as Item 6X)	60	33	\$ 17,336.00
7. MOTOR VEHICLE THEFT (Include Alleged Joy Ride)	70	2	\$ 65,001.00
GRAND TOTAL - ALL ITEMS	77		\$ 97,340.00
<u>ADDITIONAL ANALYSIS OF LARCENY AND MOTOR VEHICLE THEFT</u>			
6X. NATURE OF LARCENIES UNDER ITEM 6			
(a) POCKET-PICKING	81	0	0.00
(b) PURSE-SNATCHING	82	2	650.00
(c) SHOPLIFTING	83	0	0.00
(d) FROM MOTOR VEHICLES (except e)	84	4	4,130.00
(e) MOTOR VEHICLE PARTS AND ACCESSORIES	85	6	2,341.00
(f) BICYCLES	86	0	0.00
(g) FROM BUILDING (except c and h)	87	14	2,999.00
(h) FROM ANY COIN-OPERATED MACHINES (parking meters, etc.)	88	0	0.00
(i) ALL OTHER	89	7	7,216.00
TOTAL LARCENIES (Same as Item 6)	80	33	\$ 17,336.00
7X. MOTOR VEHICLES RECOVERED			
(a) STOLEN LOCALLY AND RECOVERED LOCALLY	91	0	
(b) STOLEN LOCALLY AND RECOVERED BY OTHER JURISDICTIONS	92	1	
(c) TOTAL LOCALLY STOLEN MOTOR VEHICLES RECOVERED (a & b)	93	1	
(d) STOLEN IN OTHER JURISDICTIONS AND RECOVERED LOCALLY	90	3	

SUPPLEMENT TO RETURN A
MONTHLY RETURN OF OFFENSES KNOWN TO THE POLICE

1-706 (Rev 8-30-94)
Form Approved
OMB No. 1110-0007

This report is authorized by law, Title 28, Section 534, U. S. Code. While you are not required to respond, your cooperation in submitting this report with the Return A will assist the FBI in compiling comprehensive, accurate figures on a timely basis.

This form deals with the nature of crime and the monetary value of property stolen and recovered. The total offenses recorded on the form should be the same as the number of actual offenses listed in Column 4 of the Return A for each crime class. Include attempted crimes on this form, but do not include unfounded offenses. If you cannot complete the report in all areas, please record as much information as is available. Tally sheets will be sent upon request.

PROPERTY BY TYPE AND VALUE

Type of Property (1)	Data Entry	Monetary Value of Property Stolen in Your Jurisdiction	
		Stolen (2)	Recovered (3)
(A) Currency, Notes, Etc.	01	\$ 1,125.00	\$ 0.00
(B) Jewelry and Precious Metals	02	65.00	0.00
(C) Clothing and Furs	03	1.00	0.00
(D) Locally Stolen Motor Vehicles	04	65,001.00	65,000.00
(E) Office Equipment	05	0.00	0.00
(F) Televisions, Radios, Stereos, Etc.	06	24,140.00	0.00
(G) Firearms	07	1,500.00	0.00
(H) Household Goods	08	0.00	0.00
(I) Consumable Goods	09	0.00	0.00
(J) Livestock	10	0.00	0.00
(K) Miscellaneous	11	5,508.00	0.00
TOTAL	00	\$ 97,340.00	\$ 65,000.00

The total of this column should agree with the Grand Total (DATA ENTRY 77) shown on page 2.

Include in this column all property recovered even though stolen in prior months. The above is an accounting for only that property stolen in your jurisdiction. This will include property recovered for you by other jurisdictions, but not property you recover for them.

FEBRUARY 10, 2016
DATE

[Signature]
PREPARED BY LIEUTENANT
TITLE

[Signature]
CHIEF
CHIEF, COMMISSIONER, SHERIFF OR SUPERINTENDENT

JANUARY 2016
Month and Year of Report

GA 060240X
Agency Identifier

ATLANTA AIRPORT POLICE - GEORGIA
Agency and State

ATLANTA AIRPORT POLICE
 AGE, SEX, AND RACE OF PERSONS ARRESTED
 16 YEARS OF AGE AND UNDER

MONTH JANUARY

YEAR 2016

CLASSIFICATION OF OFFENSES	SEX	AGE					TOTAL	RACE					ETHNIC		
		09	1012	1314	15	16		White	Black	Native Amer.	Asian/Pacific	Whi. Hispanic	Blk Hispanic		
Murder/Nonnegligent Manslaughter	M						0								
	F						0								
Manslaughter by Negligence	M						0								
	F						0								
Forcible Rape	M						0								
	F						0								
Robbery	M						0								
	F						0								
Aggravated Assault	M						0								
	F						0								
Burglary - Breaking or Entering	M						0								
	F						0								
Larceny - Theft (except Motor Vehicle Theft)	M						0								
	F						0								
Motor Vehicle Theft	M						0								
	F						0								
Other Assaults	M						0								
	F						0								
Arson	M						0								
	F						0								
Forgery and Counterfeiting	M						0								
	F						0								
Fraud	M						0								
	F						0								
Embezzlement	M						0								
	F						0								
Stolen Property; Buying, Receiving, Possessing	M						0								
	F						0								
Vandalism	M						0								
	F						0								
Weapons	M						0								
	F						0								
Prostitution and Commercialized Vice	M						0								
	F						0								

ATLANTA AIRPORT POLICE
AGE, SEX, AND RACE OF PERSONS ARRESTED
16 YEARS OF AGE AND UNDER

CLASSIFICATION OF OFFENSES	SEX	AGE					TOTAL	RACE					ETHNIC			
		10-12		13-14		15-16		White	Black	Native Amer.	Asian/Pacific	Whi. Hispanic	Blk. Hispanic			
		0-9	10-12	13-14	15-16	TOTAL		White	Black	Native Amer.	Asian/Pacific	Whi. Hispanic	Blk. Hispanic			
17 Sex Offenses (except Rape and Prostitution)	M						0									
	F						0									
18 Drug Abuse Violations	M	0	0	0	0	0	0	0	0	0	0	0	0	0	0	0
	F	0	0	0	0	0	0	0	0	0	0	0	0	0	0	0
180 Grand Total	M	0	0	0	0	0	0	0	0	0	0	0	0	0	0	0
	F	0	0	0	0	0	0	0	0	0	0	0	0	0	0	0
(1) Sale/Manufacturing Subtotal	M						0									
	F						0									
a Opium or Cocaine and their Derivatives	M						0									
	F						0									
b Marijuana	M						0									
	F						0									
c Synthetic Narcotics	M						0									
	F						0									
d Other Dangerous Non-Narcotic Drugs	M						0									
	F						0									
185 (2) Possession Subtotal	M	0	0	0	0	0	0	0	0	0	0	0	0	0	0	0
	F	0	0	0	0	0	0	0	0	0	0	0	0	0	0	0
e Opium or Cocaine and their Derivatives	M						0									
	F						0									
f Marijuana	M						0									
	F						0									
g Synthetic Narcotics	M						0									
	F						0									
h Other Dangerous Non-Narcotic Drugs	M						0									
	F						0									
19 Gambling Total	M	0	0	0	0	0	0	0	0	0	0	0	0	0	0	0
	F	0	0	0	0	0	0	0	0	0	0	0	0	0	0	0
a Bookmaking	M						0									
	F						0									
b Numbers and Lottery	M						0									
	F						0									
c All Other Gambling	M						0									
	F						0									
20 Offenses Against Family and Children	M						0									
	F						0									

ATLANTA AIRPORT POLICE
 AGE, SEX, AND RACE OF PERSONS ARRESTED
 16 YEARS OF AGE AND UNDER

MONTH JANUARY

YEAR 2016

CLASSIFICATION OF OFFENSES	SEX	AGE					TOTAL	RACE					ETHNIC					
		0 9		10 12		13 14		15		16		White	Black	Native Amer.	Asian/Pacific	Whi. Hispanic	Blck Hispanic	
		0	9	10	12	13		14	15	16								
Driving Under the Influence	M						0											
	F						0											
Liquor Laws	M						0											
	F						0											
Drunkenness	M						0											
	F						0											
Disorderly Conduct	M						0											
	F						0											
Vagrancy	M						0											
	F						0											
All Other Offenses (except Traffic)	M						0											
	F						0											
Suspicion	M						0											
	F						0											
Curfew and Loitering	M						0											
	F						0											
Run-Aways	M						0											
	F						0											
Total		0	0	0	0	0	0	0	0	0	0	0	0	0	0	0	0	

JANUARY 2016

Month and Year of Report

GA 060240X

Agency Identifier

FEBRUARY 10, 2016

Date

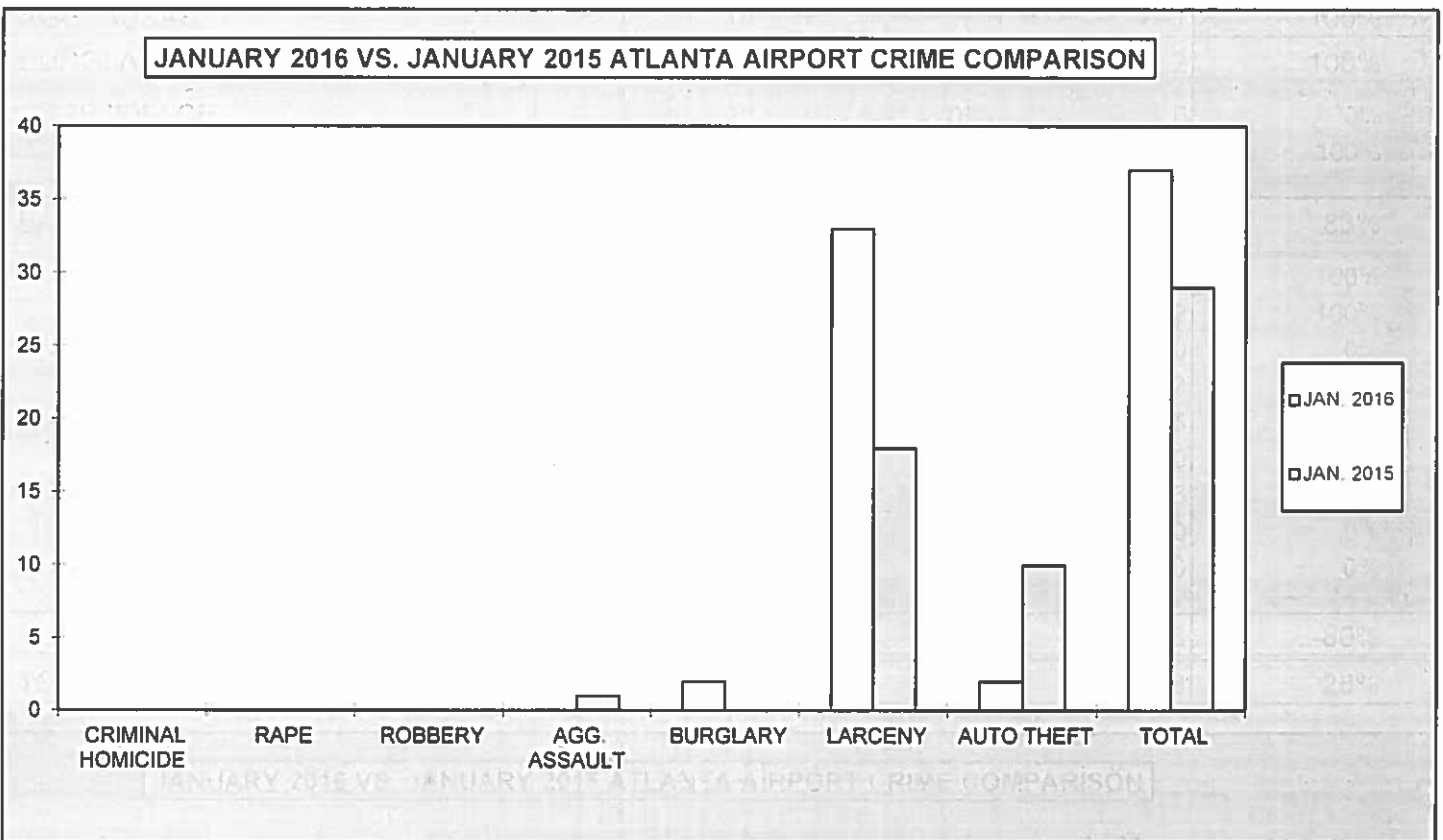
J. [Signature]
 Prepared By LIEUTENANT

ATLANTA AIRPORT POLICE - GEORGIA
 Agency and State

[Signature]
 Chief, Commissioner, Sheriff, or Superintendent CHIEF

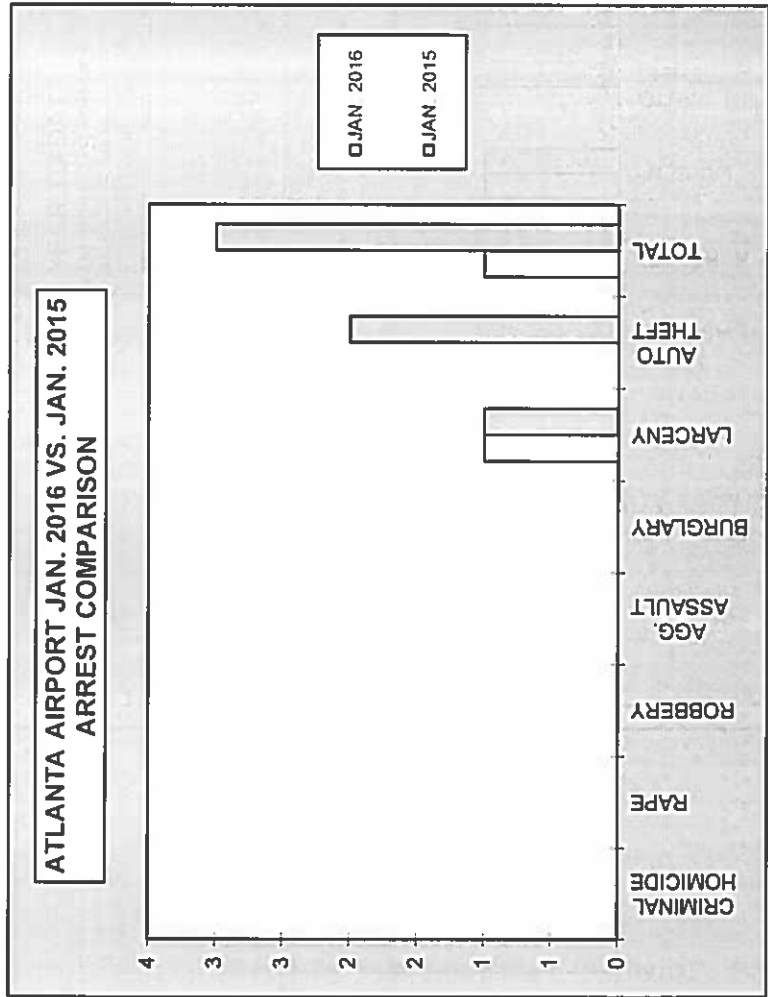
**2016
ATLANTA AIRPORT
MONTHLY CRIME COMPARISON**

CRIME	JAN. 2016	JAN. 2015	# DIFFERENCE	% DIFFERENCE
CRIMINAL HOMICIDE	0	0	0	0%
RAPE	0	0	0	0%
ROBBERY	0	0	0	0%
AGG. ASSAULT	0	1	-1	-100%
BURGLARY	2	0	2	100%
RESIDENCE	0	0	0	0%
NON-RESIDENCE	2	0	2	100%
LARCENY	33	18	15	83%
POCKETPICKING	0	1	-1	-100%
PURSE SNATCHING	2	0	2	100%
SHOPLIFTING	0	0	0	0%
FROM MOTOR VEHICLES	4	2	2	100%
MOTOR VEH. PARTS/ACCESSORIES	6	0	6	100%
BICYCLES	0	0	0	0%
FROM BUILDINGS	14	8	6	75%
FROM COIN OPERATED MACHINES	0	0	0	0%
ALL OTHER	7	7	0	0%
AUTO THEFT	2	10	-8	-80%
TOTAL	37	29	8	28%

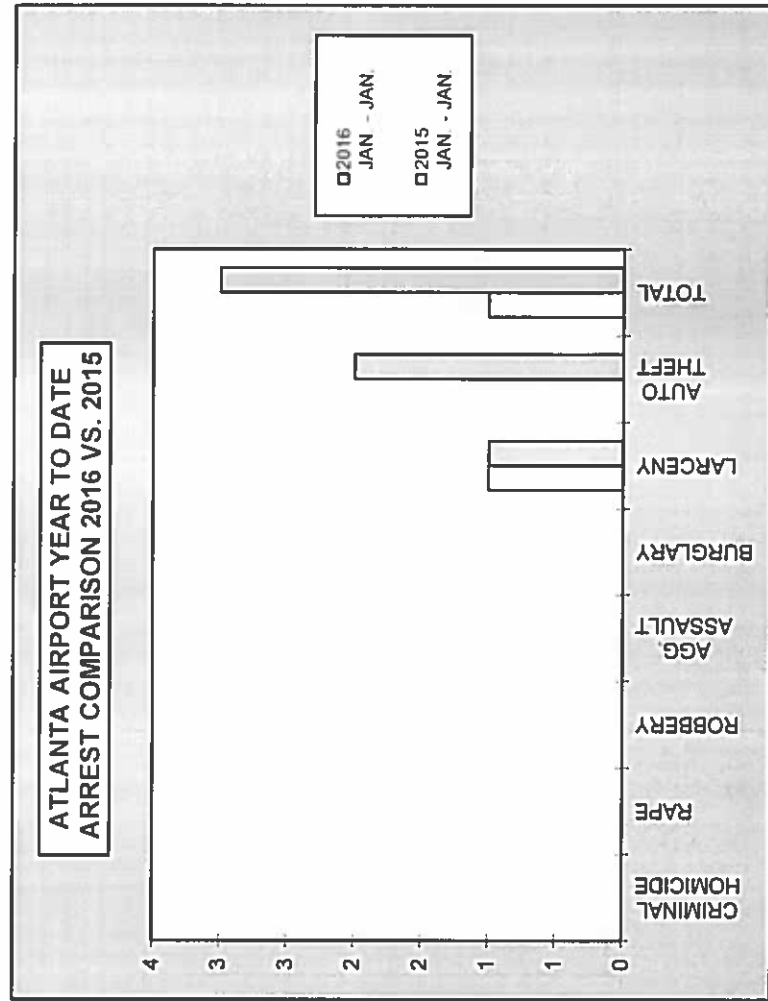


**2016
ATLANTA AIRPORT
ARREST COMPARISON**

JANUARY ARREST COMPARISON					
CRIME	JAN. 2016	JAN. 2015	# DIFFERENCE	% DIFFERENCE	
CRIMINAL HOMICIDE	0	0	0	0%	
RAPE	0	0	0	0%	
ROBBERY	0	0	0	0%	
AGG. ASSAULT	0	0	0	0%	
BURGLARY	0	0	0	0%	
LARCENY	1	1	0	0%	
AUTO THEFT	0	2	-2	-100%	
TOTAL	1	3	-2	-67%	



FIRST MONTH ARREST COMPARISON					
CRIME	2016 JAN. - JAN.	2015 JAN. - JAN.	# DIFFERENCE	% DIFFERENCE	
CRIMINAL HOMICIDE	0	0	0	0%	
RAPE	0	0	0	0%	
ROBBERY	0	0	0	0%	
AGG. ASSAULT	0	0	0	0%	
BURGLARY	0	0	0	0%	
LARCENY	1	1	0	0%	
AUTO THEFT	0	2	-2	-100%	
TOTAL	1	3	-2	-67%	



**2016
ATLANTA AIRPORT
CLEAR-UP RATE**

CRIME	ATLANTA AIRPORT JAN. 2016 CLEAR-UP RATE	ATLANTA AIRPORT JAN. 2015 CLEAR-UP RATE
CRIMINAL HOMICIDE	0%	0%
RAPE	0%	0%
ROBBERY	0%	0%
AGG. ASSAULT	0%	0%
BURGLARY	0%	0%
LARCENY	3%	6%
AUTO THEFT	0%	20%

