

FBI

UNIFORM CRIME REPORTING

ATLANTA POLICE DEPARTMENT

226 PEACHTREE STREET, SW

ATLANTA, GEORGIA 30303



FEBRUARY 2016

SUPPORT SERVICES DIVISION
INFORMATION SERVICES SECTION

FEBRUARY 2016
U.C.R. COMPARATIVE CRIME REPORT
SUPPORT SERVICES DIVISION
INFORMATION SERVICES SECTION

	FEBRUARY 2016		FEBRUARY 2015		COMPARATIVE ACTUAL	% CHANGE ACTUAL	COMPARATIVE CLEARED	% CHANGE CLEARED
MURDER	6	4	9	2	-3	-33%	2	100%
RAPE	6	6	7	7	-1	-14%	-1	-14%
ROBBERY	297	71	137	37	160	117%	34	92%
AGG. ASSAULT	163	83	201	132	-38	-19%	-49	-37%
BURGLARY - RESIDENCE	246		252		-6	-2%		
BURGLARY - NON-RESIDENCE	73	26	43	39	30	70%	-13	-33%
LARCENY - \$200 AND OVER	255		213		42	20%		
LARCENY - \$50 TO \$199	54	195	66	229	-12	-18%	-34	-15%
LARCENY - UNDER \$50	841		754		87	12%		
AUTO THEFT	287	20	293	22	-6	-2%	-2	-9%
TOTAL	2,228		1,975		253	13%		
AUTOS RECOVERED	37		70		-33	-47%		

	2016		2015		COMPARATIVE ACTUAL	% CHANGE ACTUAL	COMPARATIVE CLEARED	% CHANGE CLEARED
MURDER	15	9	15	7	0	0%	2	29%
RAPE	15	16	23	15	-8	-35%	1	7%
ROBBERY	469	111	315	72	154	49%	39	54%
AGG. ASSAULT	333	159	417	249	-84	-20%	-90	-36%
BURGLARY - RESIDENCE	597		600		-3	-1%		
BURGLARY - NON-RESIDENCE	173	57	111	78	62	56%	-21	-27%
LARCENY - \$200 AND OVER	456		507		-51	-10%		
LARCENY - \$50 TO \$199	121	402	140	493	-19	-14%	-91	-18%
LARCENY - UNDER \$50	1,822		1,762		60	3%		
AUTO THEFT	587	47	654	41	-67	-10%	6	15%
TOTAL	4,588		4,544		44	1%		
AUTOS RECOVERED	58		122		-64	-52%		

RETURN A - MONTHLY RETURN OF OFFENSES KNOWN TO THE POLICE

1-720b (Rev. 8-30-94)
OMB No. 1110-0001

This report is authorized by law Title 28, Section 534, U.S. Code. While you are not required to respond, your cooperation in forwarding this report by the 7th day after the close of the month to Uniform Crime Reports, Federal Bureau of Investigation, Washington, D.C. 20535, will assist in compiling comprehensive, accurate national crime figures on a timely basis.

1	2	3	4	5	6	
CLASSIFICATION OF OFFENSES	DATE ENTRY	OFFENSES REPORTED OR KNOWN TO POLICE (INCLUDE "UNFOUNDED" AND ATTEMPTS)	UNFOUNDED, I.E., FALSE OR BASELESS COMPLAINTS	NUMBER OF ACTUAL OFFENSES (COLUMN 2 MINUS COLUMN 3) INCLUDE ATTEMPTS	TOTAL OFFENSES CLEARED BY ARREST OR EXCEPTIONAL MEANS (INCLUDES COL. 6)	NUMBER OF CLEARANCES INVOLVING ONLY PERSONS UNDER 18 YEARS OF AGE
1. CRIMINAL HOMICIDE						
a. MURDER AND NONNEGLIGENT HOMICIDE	11	6	0	6	4	0
b. MANSLAUGHTER BY NEGLIGENCE	12					
2. FORCIBLE RAPE TOTAL	20	10	4	6	6	1
a. Rape by Force	21	9	4	5	5	1
b. Attempts to commit Forcible Rape	22	1	0	1	1	0
3. ROBBERY TOTAL	30	303	6	297	71	6
a. Firearm	31	251	3	248	55	4
b. Knife or Cutting Instrument	32	2	0	2	1	0
c. Other Dangerous Weapon	33	6	0	6	2	0
d. Strong-Arm (Hands, Fists, Feet, etc.)	34	44	3	41	13	2
4. ASSAULT TOTAL	40	531	9	522	271	10
a. Firearm	41	81	1	80	28	1
b. Knife or cutting instrument	42	23	1	22	13	1
c. Other Dangerous Weapon	43	50	2	48	35	1
d. Strong-Arm	44	14	1	13	7	0
e. Other Assaults - Simple, Not Aggravated	45	363	4	359	188	7
5. BURGLARY TOTAL	50	324	5	319	26	6
a. Forcible Entry	51	260	2	258	25	5
b. Unlawful Entry - No Force	52	51	2	49	0	0
c. Attempted Forcible Entry	53	13	1	12	1	1
6. LARCENY THEFT TOTAL (except Motor Vehicle Theft)	60	1,194	44	1,150	195	16
7. MOTOR VEHICLE THEFT TOTAL	70	316	29	287	20	4
a. Autos	71	284	29	255	18	2
b. Trucks and Buses	72	14	0	14	0	0
c. Other Vehicles	73	18	0	18	2	2
GRAND TOTAL	77	2,684	97	2,587	593	43

CHECKING ANY OF THE APPROPRIATE BLOCKS BELOW WILL ELIMINATE YOUR NEED TO SUBMIT REPORTS WHEN THE VALUES ARE ZERO. THIS WILL ALSO AID THE NATIONAL PROGRAM IN ITS QUALITY CONTROL EFFORTS.

NO SUPPLEMENTARY HOMICIDE REPORT SUBMITTED SINCE NO MURDERS, JUSTIFIABLE HOMICIDES, OR MANSLAUGHTER BY NEGLIGENCE OCCURRED IN THIS JURISDICTION DURING THE MONTH.

NO SUPPLEMENT TO RETURN A REPORT SINCE NO CRIME OFFENSES OR RECOVERY OF PROPERTY REPORTED DURING THE MONTH.

NO LAW ENFORCEMENT OFFICERS KILLED OR ASSAULTED REPORT SINCE NONE OF THE OFFICERS WERE ASSAULTED OR KILLED DURING THE MONTH.

NO AGE, SEX, AND RACE OF PERSONS ARRESTED UNDER 18 YEARS OF AGE REPORT SINCE NO ARRESTS OF PERSONS WITHIN THIS AGE GROUP.

NO AGE, SEX, AND RACE OF PERSONS ARRESTED 18 YEARS OF AGE AND OVER REPORT SINCE NO ARRESTS OF PERSONS WITHIN THIS AGE GROUP.

NO MONTHLY RETURN OF ARSON OFFENSES KNOWN TO LAW ENFORCEMENT REPORT SINCE NO ARSONS OCCURRED.

DO NOT USE THIS SPACE

INITIALS

RECORDED

EDITED

ENTERED

ADJUSTED

CORRECTED

* TOTALS INCLUDE PREVIOUS OFFENSES

FEBRUARY 2016

Month and Year of Report

GAAPD 0000

Agency Identifier

MARCH 10, 2016

Date

ATLANTA POLICE DEPARTMENT - GEORGIA

Agency and State

[Signature] LIEUTENANT
Prepared By Title
[Signature] CHIEF
Chief, Commissioner, Sheriff or Superintendent

PROPERTY STOLEN BY CLASSIFICATION

CLASSIFICATION	DATA ENTRY	Number of Actual Offenses (Column 4 Return A)	Monetary Value of Property Stolen
1. MURDER AND NONNEGLIGENT MANSLAUGHTER	12	6	\$ 0.00
2. FORCIBLE RAPE	20	6	\$ 0.00
3. ROBBERY			
(a) HIGHWAY (streets, alleys, etc.)	31	252	54,078.00
(b) COMMERCIAL HOUSE (except c. d. and f)	32	14	9,593.00
(c) GAS OR SERVICE STATION	33	0	0.00
(d) CONVENIENCE STORE	34	0	0.00
(e) RESIDENCE (anywhere on premises)	35	16	6,865.00
(f) BANK	36	1	577.00
(g) MISCELLANEOUS	37	14	33,327.00
TOTAL ROBBERY	30	297	\$ 104,440.00
5. BURGLARY - BREAKING OR ENTERING			
(a) RESIDENCE (dwelling)			
(1) NIGHT (6 p.m. - 6 a.m.)	51	84	51,248.00
(2) DAY (6 a.m. - 6 p.m.)	52	162	90,626.00
(3) UNKNOWN	53	0	0.00
(b) NON-RESIDENCE (store, office, etc.)			
1 NIGHT (6 p.m. - 6 a.m.)	54	55	41,702.00
(2) DAY (6 a.m. - 6 p.m.)	55	18	8,446.00
(3) UNKNOWN	56	0	0.00
TOTAL BURGLARY	50	319	\$ 192,022.00
6. LARCENY - THEFT (Except Motor Vehicle Theft)			
(a) \$200 AND OVER	61	255	413,254.00
(b) \$50 TO \$200	62	54	5,659.00
(c) UNDER \$50	63	841	1,384.00
TOTAL LARCENY (Same as Item 6X)	60	1,150	\$ 420,297.00
7. MOTOR VEHICLE THEFT (Include Alleged Joy Ride)	70	287	\$ 214,771.00
GRAND TOTAL - ALL ITEMS	77	2,044	\$ 931,530.00
ADDITIONAL ANALYSIS OF LARCENY AND MOTOR VEHICLE THEFT			
6X. NATURE OF LARCENIES UNDER ITEM 6			
(a) POCKET-PICKING	81	7	2,714.00
(b) PURSE-SNATCHING	82	15	4,185.00
(c) SHOPLIFTING	83	200	12,573.00
(d) FROM MOTOR VEHICLES (except e)	84	628	267,951.00
(e) MOTOR VEHICLE PARTS AND ACCESSORIES	85	76	6,855.00
(f) BICYCLES	86	12	611.00
(g) FROM BUILDING (except c and f)	87	93	41,307.00
(h) FROM ANY COIN-OPERATED MACHINES (parking meters, etc.)	88	1	1.00
(i) ALL OTHER	89	118	84,100.00
TOTAL LARCENIES (Same as Item 6)	80	1,150	\$ 420,297.00
7X. MOTOR VEHICLES RECOVERED			
(a) STOLEN LOCALLY AND RECOVERED LOCALLY	91	37	
(b) STOLEN LOCALLY AND RECOVERED BY OTHER JURISDICTIONS	92	0	
(c) TOTAL LOCALLY STOLEN MOTOR VEHICLES RECOVERED (a & b)	93	37	
(d) STOLEN IN OTHER JURISDICTIONS AND RECOVERED LOCALLY	90	N/A	

SUPPLEMENT TO RETURN A
MONTHLY RETURN OF OFFENSES KNOWN TO THE POLICE

1-706 (Rev. 8-30-94)
Form Approved
OMB No. 1110-0007

This report is authorized by law, Title 28, Section 534, U. S. Code. While you are not required to respond, your cooperation in submitting this report with the Return A will assist the FBI in compiling comprehensive, accurate figures on a timely basis.

This form deals with the nature of crime and the monetary value of property stolen and recovered. The total offenses recorded on the form should be the same as the number of actual offenses listed in Column 4 of the Return A for each crime class. Include attempted crimes on this form, but do not include unfounded offenses. If you cannot complete the report in all areas, please record as much information as is available. Tally sheets will be sent upon request.

PROPERTY BY TYPE AND VALUE

Type of Property (1)	Data Entry	Monetary Value of Property Stolen in Your Jurisdiction	
		Stolen (2)	Recovered (3)
(A) Currency, Notes, Etc.	01	\$ 96,208.00	\$ 0.00
(B) Jewelry and Precious Metals	02	103,127.00	0.00
(C) Clothing and Furs	03	58,221.00	0.00
(D) Locally Stolen Motor Vehicles	04	214,771.00	60.00
(E) Office Equipment	05	8,720.00	0.00
(F) Televisions, Radios, Stereos, Etc.	06	217,435.00	1.00
(G) Firearms	07	10,351.00	1.00
(H) Household Goods	08	19,150.00	0.00
(I) Consumable Goods	09	10,652.00	0.00
(J) Livestock	10	0.00	0.00
(K) Miscellaneous	11	192,895.00	-648.00 *
TOTAL	00	\$ 931,530.00	\$ -586.00 *

The total of this column should agree with the Grand Total (DATA ENTRY 77) shown on page 2.

Include in this column all property recovered even though stolen in prior months. The above is an accounting for only that property stolen in your jurisdiction. This will include property recovered for you by other jurisdictions, but not property you recover for them.

MARCH 10, 2016
DATE

[Signature]
PREPARED BY

LIEUTENANT
TITLE

[Signature]
CHIEF
CHIEF, COMMISSIONER, SHERIFF OR SUPERINTENDENT

FEBRUARY 2016
Month and Year of Report

GAAPD 0000
Agency Identifier

ATLANTA POLICE DEPARTMENT - GEORGIA
Agency and State

LAW ENFORCEMENT OFFICERS KILLED OR ASSAULTED

It is requested this report be completed and transmitted with monthly crime reports to: Director, Federal Bureau of Investigation, Uniform Crime Reports, Washington, D. C. 20535. This form should be used to report the number of your officers who were assaulted or killed in the line of duty during the month. Additional information concerning officers killed will be requested by a separate questionnaire.

OFFICERS KILLED

Number of your law enforcement officers killed in the line of duty this month.

By felonious act 0
By accident or negligence 0

Officers Assaulted (Do not include officers killed) - See other side for instructions.

Type of Activity	Total Assaults by Weapon A	Type of Weapon				Two-Officer Vehicle F	Type of Assignment						Police Assaults Cleared M	
		Firearm B	Knife or Other Cutting Instrument C	Other Dangerous Weapon D	Hands, Fists, Feet, etc. E		One-Officer Vehicle		Detective or Special Assign.		Other			
							Alone G	As-sisted H	Alone I	As-sisted J	Alone K	As-sisted L		
1. Responding to "Disturbance" calls (family quarrels, man with gun, etc)	1				1			1						1
2. Burglaries in progress or pursuing burglary suspects	0													
3. Robberies in progress or pursuing robbery suspects	0													
4. Attempting other arrests	0													
5. Civil disorder (riot, mass disobedience)	0													
6. Handling, transporting, custody of prisoners	2				2							2		2
7. Investigating suspicious persons or circumstances	1				1		1							1
8. Ambush - no warning	0													
9. Mentally deranged	0													
10. Traffic pursuits and stops	3			3				3						3
11. All Other	2			1	1		1					1		2
12. TOTAL (1-11)	9	0	0	4	5	0	2	4	0	0		1	2	9
13. Number with personal injury	0													
14. Number without personal injury	9			4	5									
15. Time of assaults														
AM	2	1	2											
PM	1	1												2

DO NOT WRITE HERE

Recorded	Initials
Edited	
Punched	
Verified	
Adjusted	
DOJ/FBI	

12:01 2:00 4:00 6:00 8:00 10:00 12:00

FEBRUARY 2016 GAAPD 0000 *J. [Signature]* LIEUTENANT
 Month and Year Agency Identifier Prepared By Title
 ATLANTA POLICE DEPARTMENT GEORGIA *[Signature]* CHIEF
 Agency State Chief, Sheriff, Commissioner, Superintendent

MONTHLY RETURN OF ARSON OFFENSES KNOWN TO LAW ENFORCEMENT

DO-73 (2-11-82)
Form Approved
OMB No. 1110-0008

This report is authorized by law Title 28, Section 534, United States Code, and the enactment of the fiscal year 1979, Department of Justice Authorization Bill S. 3151. While you are not required to respond, your cooperation in using this form to report all incidents of arson which become known to your department during the month will assist the FBI in compiling comprehensive, accurate data on a timely basis. Instructions appear on reverse side.

1 PROPERTY CLASSIFICATION	2 Offenses Reported or Known to Police (Include Unfounded and Attempts)	3 Unfounded, i.e. False or Baseless Complaints	4 Number of Actual Offenses (Column 2 Minus Column 3 (Include Attempts))	5 Total Offenses Cleared by Arrest or Exceptional Means (Include Column 6)	6 Number of Clearances Involving Only Persons Under 18 Years of Age	7 Offenses Where Structures Uninhabited, Abandoned, or not Normally in Use	8 Estimated Value of Property Damage
STRUCTURAL							
A. Single Occupancy Residential: Houses, Townhouses, Duplexes, etc.	5	4	1	1		1	\$ 5,000.
B. Other Residential: Apartments, Tenements, Flats, Hotels, Motels, Inns, Dormitories, Boarding Houses, etc.	5	5					\$
C. Storage: Barns, Garages, Warehouses, etc.							\$
D. Industrial/Manufacturing							\$
E. Other Commercial: Stores, Restaurants, Offices, etc.	1	1					\$
F. Community/Public: Churches, Jails, Schools, Colleges, Hospitals, etc.							\$
G. All Other Structure: Out Buildings, Monuments, Buildings Under Construction, etc.							\$
TOTAL STRUCTURE	11	10	1	1		1	\$ 5,000.
MOBILE							
H. Motor Vehicles: Automobiles, Trucks, Buses, Motorcycles, etc.: UCR Definition	1		1				\$ 3,000.
I. Other Mobile Property: Trailers, Recreational Vehicles, Airplanes, Boats, etc.							\$
TOTAL MOBILE	1		1				\$ 3,000.
J. TOTAL OTHER Crops, Timber, Fences, Signs, etc.							\$
GRAND TOTAL	12	10	2	1		1	\$ 8,000.

Agency Identifier GAAPD 0000 Month FEBRUARY 2016
 Agency ATLANTA POLICE DEPARTMENT State GEORGIA
 Prepared by [Signature] LIEUTENANT
 Chief, Commissioner, Sheriff, or Superintendent CHIEF

DO NOT WRITE HERE				
Recorded				
Edited				
Entered				
Adjusted				
Corres.				

AGENCY IDENTIFIER GAAPD 0000 REPORTING PERIOD FEBRUARY 20 16

AGENCY NAME ATLANTA POLICE DEPARTMENT

POLICE DISPOSITION OF JUVENILES

-Not to include neglect or traffic cases-

1. Handled within Department and released.
(Warning, released to parents, etc.)

2. Referred to juvenile court or probation department.

3. Referred to welfare agency.

4. Referred to other police agency.

5. Referred to criminal or adult court.

67

67

TOTAL

MARCH 10, 2016

DATE

J. [Signature]

PREPARED BY

LIEUTENANT

TITLE

George [Signature]

APPROVED BY

CHIEF

TITLE

GCIC USE ONLY

Recorded	_____
Reviewed	_____
Punched	_____
Verified	_____

RETURN TO

Georgia Crime Information Center/Uniform Crime Reporting
P. O. Box 1456
Atlanta, Georgia 30301

Return on or before the 7th of the following month.

GCIC/UCR-012 (9/74)

SUPPLEMENTARY HOMICIDE REPORT

This report is authorized by law Title 28, Section 534, United States Code. While you are not required to respond, your cooperation in using this form to list data pertaining to all homicides reported on your Return A will assist the FBI in compiling comprehensive, accurate data regarding this important classification on a timely basis.

1a. Murder and Nonnegligent Manslaughter

List below specific information for all offenses shown in item 1a of the monthly Return A. In addition, list all justifiable killings of felons by a citizen or by a peace officer in the line of duty. A brief explanation in the circumstances column regarding unfounded homicide offenses will aid the national Uniform Crime Reporting Program in editing the reports.

Incident	Situation*	Victim **			Offender**			Data Code	Weapon Used (Handgun, Rifle, Shotgun, Club, Poison, etc.)	Relationship of Victim to Offender (Husband, Wife, Son, Father, Acquaintance, Neighbor, Stranger, etc.)	Circumstances (Victim shot by robber, robbery victim shot robber, killed by patron during barroom brawl, etc.)	
		Age	Sex	Race	Ethnicity	Age	Sex					Race
	A	23	M	B	N	28	M	B	N	HANDGUN - 380 CAL.	ACQUAINTANCE	ROBBERY
	B	55	M	B	N					HANDGUN	UNKNOWN	OTHER
	A	24	M	B	N	39	M	B	N	HANDGUN - 9 MM	ACQUAINTANCE	ROBBERY
	B	33	M	B	N					HANDGUN	UNKNOWN	OTHER
	A	37	M	B	N	31	F	B	N	BLUNT OBJECT	BOYFRIEND	OTHER - DOMESTIC
	B	40	M	B	N					HANDGUN	UNKNOWN	OTHER

* - See reverse side for explanation

FEBRUARY 2016
 Month and Year
 ATLANTA POLICE DEPARTMENT
 Agency
 GAAPD 0000
 Agency Identifier
 GEORGIA
 State
 Prepared By

 Chief, Sheriff, Commissioner, Superintendent
 LIEUTENANT
 Title
 CHIEF

DO NOT WRITE HERE	
Recorded	
Edited	
Punched	
Verified	
Adjusted	

ATLANTA POLICE DEPARTMENT
AGE, SEX, AND RACE OF PERSONS ARRESTED
17 YEARS OF AGE AND OVER

MONTH FEBRUARY

YEAR 2016

CLASSIFICATION OF OFFENSES	SEX	AGE OF PERSON ARRESTED													RACE				ETHNIC																					
		17	18	19	20	21	22	23	24	30	35	40	45	50	55	60	65	White	Black	Native Amer.	Asian/Pacific	Whi. Hispanic	Blck Hispanic																	
		29	34	39	44	49	54	59	64	UP	TOTAL																													
Murder/Nonnegligent Manslaughter	M									1				1											3															
	F																			1																			4	
Manslaughter by Negligence	M																																							
	F																																							
Forcible Rape	M			1									1																											
	F																																						2	
Robbery	M	6	2	2	1	1	1				5	1											1																	
	F					1						2	1																							24				
Aggravated Assault	M	2	1	2	1					2	10	2	4	2	2	2	1	1																						
	F	1	1						1	1	3	2	1	2	1																								43	
Burglary- Breaking or Entering	M	1				1	2	1	1	1	1	1	1	1	1																									
	F							1																														2	11	
Larceny - Theft (except Motor Vehicle Theft)	M	3	1	3	2	1	2	5	20	9	18	10	8	12	10	3																								
	F	1	5	6	2	1	2	2	11	10	2	1	6	2	2	1	1																							
Motor Vehicle Theft	M	1	1		1							1	1	1																										
	F																																					8		
Other Assaults	M	2		1	2			3	4	21	6	11	8	3	3																									
	F	1	2			3				3	5	4	2	1	2	1	1																							
Arson	M																																							
	F																																							
Forgery and Counterfeiting	M			1							3	1	1	1																										
	F											1	2	1																										
Fraud	M			3							1	1	7	2	5	7	4	3	1	1																				
	F	1	1			1						5	1	2																										
Embezzlement	M																1	1																						
	F																																							
Stolen Property; Buying, Receiving, Possessing	M	3	1	1	2			1	1	6																														
	F	1									3	2	1																											
Vandalism	M			1		1						5	2	3	1																									
	F										2	3	4	1	1																									
Weapons	M	1		1								2	6	5	1	1																								
	F																																							

ATLANTA POLICE DEPARTMENT
 AGE, SEX, AND RACE OF PERSONS ARRESTED
 17 YEARS OF AGE AND OVER

MONTH FEBRUARY

YEAR 2016

CLASSIFICATION OF OFFENSES	SEX	AGE OF PERSON ARRESTED														TOTAL	RACE				ETHNIC																												
		17	18	19	20	21	22	23	24	29	30	34	35	40	45		50	55	60	65	White	Black	Native Amer.	Asian/Pacific	Whi. Hispanic	Blck Hispanic																							
		17	18	19	20	21	22	23	24	29	30	34	35	40	45		50	55	60	65							UP																						
16	M										1								1								2																						
	F											1																	1																				
17	M											1	5	8	5	8	4	4	5	3	4							47																					
	F			1								3					1	1	1		1							8																					
18	M	10	5	4	16	15	16	11	82	26	33	31	18	16	10	3	4	300																															
	F	0	1	9	3	2	4	1	23	3	7	5	3	3	1	1	0	66																															
180	M	1	0	0	0	1	1	0	5	3	2	5	0	3	3	0	1	25																															
	F	0	0	0	0	0	1	0	1	0	1	0	1	0	1	0	0	4																															
a	M									1	2	1	1				11																																
	F																0																																
b	M									4							7																																
	F																0																																
c	M																0																																
	F																0																																
d	M	1					1					1	1	2			7																																
	F										1		1				4																																
185	M	9	5	4	16	14	15	11	77	23	31	26	18	13	7	3	275																																
	F	0	1	9	3	2	3	1	22	3	7	4	3	2	1	1	62																																
e	M	1							2	7	3	6	3	3	2	1	34																																
	F									2	1	2	3	1	2	1	12																																
f	M	8	5	4	15	14	15	9	70	20	25	23	15	10	5	1	241																																
	F	1	9	2	2	3	1	20	2	5	1	2				49																																	
g	M															0																																	
	F									1						1																																	
h	M															0																																	
	F															0																																	
19	M	0	0	0	1	1	0	0	3	1	0	2	0	0	0	0	8																																
	F	0	0	0	0	0	0	0	0	0	0	0	0	0	0	0	0																																
a	M															0																																	
	F															0																																	
Numbers and Lottery	M															0																																	
	F															0																																	
	M															0																																	
	F															0																																	

ATLANTA POLICE DEPARTMENT
 AGE, SEX, AND RACE OF PERSONS ARRESTED
 17 YEARS OF AGE AND OVER

MONTH FEBRUARY

YEAR 2016

CLASSIFICATION OF OFFENSES	SEX	AGE OF PERSON ARRESTED											RACE				ETHNIC																			
		17	18	19	20	21	22	23	24	29	30	34	35	40	45	49	50	54	55	59	60	64	65	TOTAL	White	Black	Native Amer.	Asian/Pacific	Whi. Hispanic	Blck Hispanic						
All Other Gambling	M				1	1						3	1											8												
	F																								0		8									
Offenses Against Family And Children	M																							1												
	F											2	1	1										4												
Driving Under the Influence	M		2			1	1	5	22	10	9	6	8	6	1	3	1	75																		
	F						2	1	9	2	3	1	2	1			21																			
Liquor Laws	M						1		8	7	13	10	9	25	27	18	4	122																		
	F			1									2	6	1	2	1	16																		
Drunkness	M						1	1	11	4	6	6	12	4	5	2	52																			
	F											2	2			1	7																			
Disorderly Conduct	M	2		2	2	3	4	8	23	15	9	12	20	16	3	5	140																			
	F	1	1	3		2	4	3	12	6	4	5	2	3		46																				
Vagrancy	M				1					5	2	4	8	16	13	14	8	1	72																	
	F										1	4	1	3		9																				
All Other Offenses (except Traffic)	M	5	5		1	2	3	8	29	24	15	15	23	22	12	10	6	180																		
	F		4	1		2	5	5	21	5	3	6	2		2	2	4	62																		
Suspicion	M																0																			
	F																0																			
TOTAL		39	33	45	36	39	59	72	383	170	165	159	165	147	117	62	36	1727	216	1501	1	9	0	0												

FEBRUARY 2016


Month and Year of Report

GAAPD 0000

Agency Identifier

MARCH 14, 2016

Date

Prepared By  Title

LIEUTENANT

Title

ATLANTA POLICE DEPARTMENT - GEORGIA

Agency and State

Prepared By  Title

CHIEF

Chief, Commissioner, Sheriff, or Superintendent

ATLANTA POLICE DEPARTMENT
 AGE, SEX, AND RACE OF PERSONS ARRESTED
 16 YEARS OF AGE AND UNDER

MONTH FEBRUARY

YEAR 2016

CLASSIFICATION OF OFFENSES	SEX	AGE						TOTAL	RACE				ETHNIC		
		09	10-12	13-14	15	16	White		Black	Native Amer	Asian/Pacific	Whi. Hispanic	Blk Hispanic		
Murder/Nonnegligent Manslaughter	M						0								
	F						0								
Manslaughter by Negligence	M						0								
	F						0								
Forcible Rape	M		2	1			3				3				
	F						0								
Robbery	M		1	1	7		9				10				
	F					1	1								
Aggravated Assault	M			1			1								
	F				1		1				2				
Burglary- Breaking or Entering	M			3	2	1	6								
	F						0				6				
Larceny - Theft (except Motor Vehicle Theft)	M			3	3	2	8								
	F				1	7	8				16				
Motor Vehicle Theft	M		1	1	1		3								
	F						0				3				
Other Assaults	M			2			2								
	F			2	2	1	5				7				
Arson	M						0								
	F						0								
Forgery and Counterfeiting	M						0								
	F						0								
Fraud	M						0								
	F						0								
Embezzlement	M						0								
	F						0								
Stolen Property; Buying, Receiving, Possessing	M			2		1	3								
	F						0						3		
Vandalism	M				1		1								
	F						0								
Weapons	M					1	1								
	F			1			1							2	
Prostitution and Commercialized Vice	M						0								
	F						0								

ATLANTA POLICE DEPARTMENT
 AGE, SEX, AND RACE OF PERSONS ARRESTED
 16 YEARS OF AGE AND UNDER

MONTH FEBRUARY

YEAR 2016

CLASSIFICATION OF OFFENSES	SEX	AGE						TOTAL	RACE					ETHNIC			
		10-12		13-14		15-16			White	Black	Native Amer.	Asian/Pacific	Whi Hispanic	Bck Hispanic			
		09	10-12	13-14	15-16	16	White		Black	Native Amer.	Asian/Pacific	Whi Hispanic	Bck Hispanic				
17 Sex Offenses (except Rape and Prostitution)	M			1			1										
	F								2								
18 Drug Abuse Violations	M	0	0	0	0	1	1										
	F	0	0	0	0	0	0	0	1	0	0	0	0	0	0	0	0
180 Grand Total	M	0	0	0	0	0	0										
(1) Sale/Manufacturing Subtotal	F	0	0	0	0	0	0	0	0	0	0	0	0	0	0	0	0
a Opium or Cocaine and their Derivatives	M																
	F																
b Marijuana	M																
	F																
c Synthetic Narcotics	M																
	F																
d Other Dangerous Non-Narcotic Drugs	M																
	F																
185 (2) Possession Subtotal	M	0	0	0	0	1	1										
	F	0	0	0	0	0	0	0	1	0	0	0	0	0	0	0	0
e Opium or Cocaine and their Derivatives	M																
	F																
f Marijuana	M					1	1										
	F								1								
g Synthetic Narcotics	M																
	F																
h Other Dangerous Non-Narcotic Drugs	M																
	F																
19 Gambling	M	0	0	0	0	0	0										
	F	0	0	0	0	0	0	0	0	0	0	0	0	0	0	0	0
a Bookmaking	M																
	F																
b Numbers and Lottery	M																
	F																
c All Other Gambling	M																
	F																
20 Offenses Against Family and Children	M																
	F																

ATLANTA POLICE DEPARTMENT
AGE, SEX, AND RACE OF PERSONS ARRESTED
16 YEARS OF AGE AND UNDER

MONTH FEBRUARY

YEAR 2016

CLASSIFICATION OF OFFENSES	SEX	AGE						RACE				ETHNIC			
		0 9	10 12	13 14	15	16	TOTAL	White	Black	Native Amer.	Asian/Pacific	Whl. Hispanic	Blck Hispanic		
Driving Under the Influence	M						0								
	F						0								
Liquor Laws	M						0								
	F						0								
Drunkenness	M						0								
	F						0								
Disorderly Conduct	M					1	1								
	F					1	2			3					
Vagrancy	M						0								
	F						0								
All Other Offenses (except Traffic)	M		1				3								
	F			2			4			7					
Suspicion	M						0								
	F						0								
Curfew and Loitering	M				1		1								
	F						0			1					
Run-Aways	M						0								
	F						0								
Total		0	5	21	23	18	67	0	67	0	67	0	0	0	0

FEBRUARY 2016
Month and Year of Report

GAAPD 0000
Agency Identifier

MARCH 14, 2016
Date

Prepared By [Signature] LIEUTENANT

ATLANTA POLICE DEPARTMENT - GEORGIA
Agency and State

[Signature] CHIEF
Chief, Commissioner, Sheriff, or Superintendent

UNIFORM CRIME REPORTING

**LAW ENFORCEMENT
OPERATIONS
&
MANAGEMENT**

CRIME AREA COMPARISON

**SUPPORT SERVICES DIVISION
Information Services Section**

**FEBRUARY 2016
FEBRUARY 2015**

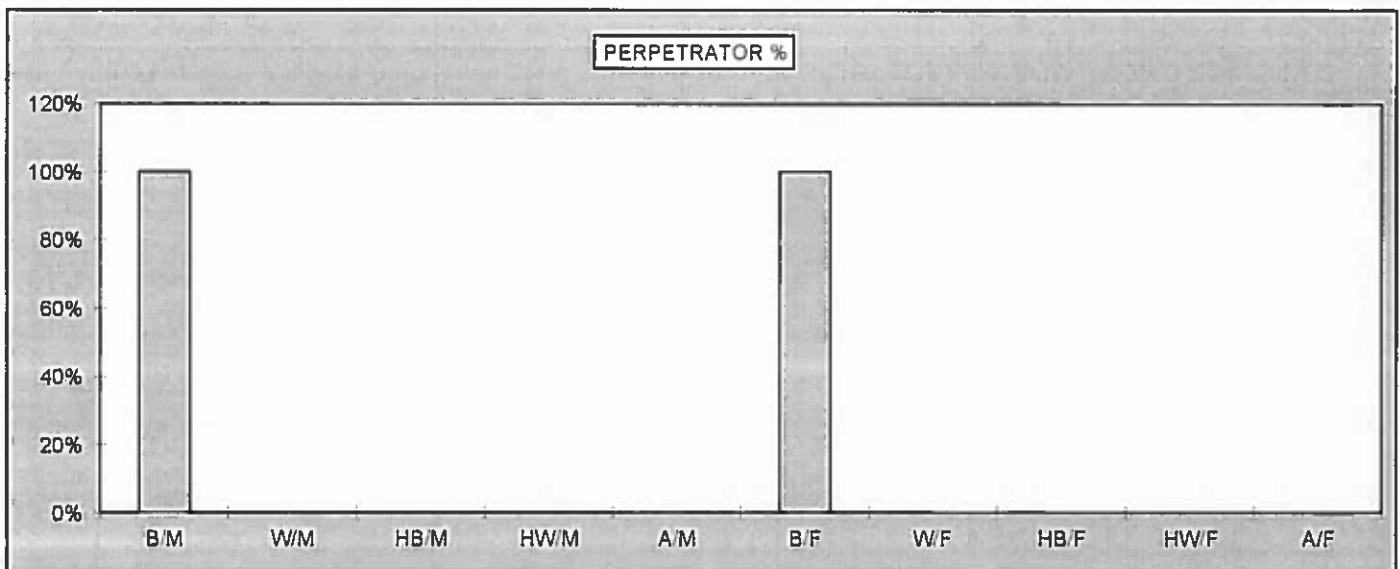

**2016
FEBRUARY HOMICIDE COMPARISON
BY RACE, SEX, AND ETHNIC ORIGIN***

	VICTIM	PERPETRATOR
B/M	6	2
W/M	0	0
HB/M	0	0
HWM	0	0
A/M	0	0
TOTAL MALES	6	2
B/F	0	1
W/F	0	0
HB/F	0	0
HWF	0	0
A/F	0	0
TOTAL FEMALES	0	1
TOTAL	6	3

	VICTIM %	PERPETRATOR %
B/M	100%	100%
W/M	0%	0%
HB/M	0%	0%
HWM	0%	0%
A/M	0%	0%

B/F	0%	100%
W/F	0%	0%
HB/F	0%	0%
HWF	0%	0%
A/F	0%	0%

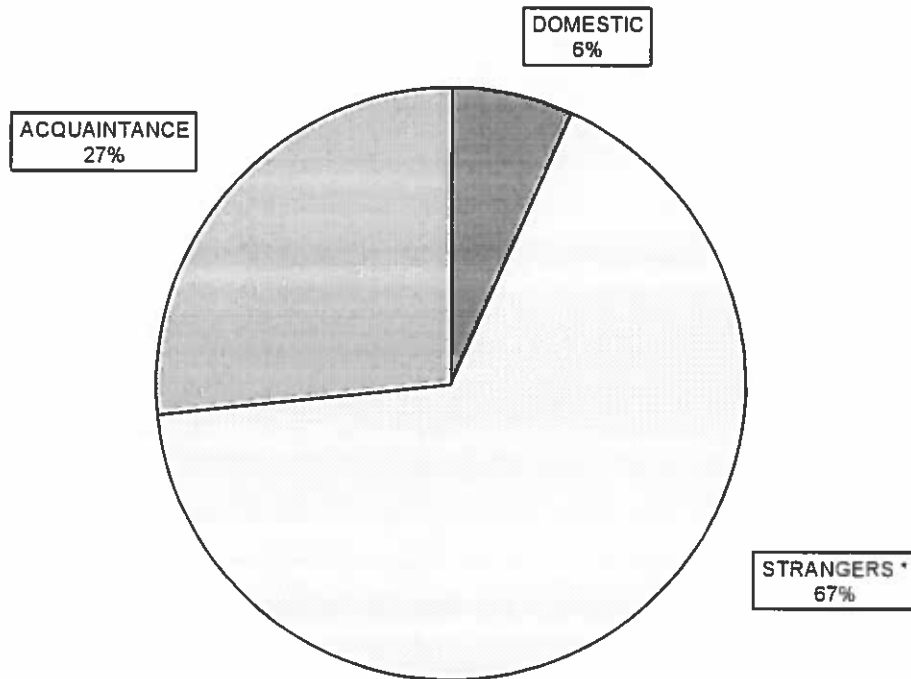
PERPETRATOR UNKNOWN FOR 3 HOMICIDES



**2016
HOMICIDE BREAKDOWN
YEAR TO DATE**

FEBRUARY							
MONTH	ACTUAL	DOMESTIC	%	STRANGERS *	%	ACQUAINTANCE	%
JANUARY	9	0	0%	7	78%	2	22%
FEBRUARY	6	1	17%	3	50%	2	33%
MARCH							
APRIL							
MAY							
JUNE							
JULY							
AUGUST							
SEPTEMBER							
OCTOBER							
NOVEMBER							
DECEMBER							
TOTAL	15	1	6%	10	67%	4	27%

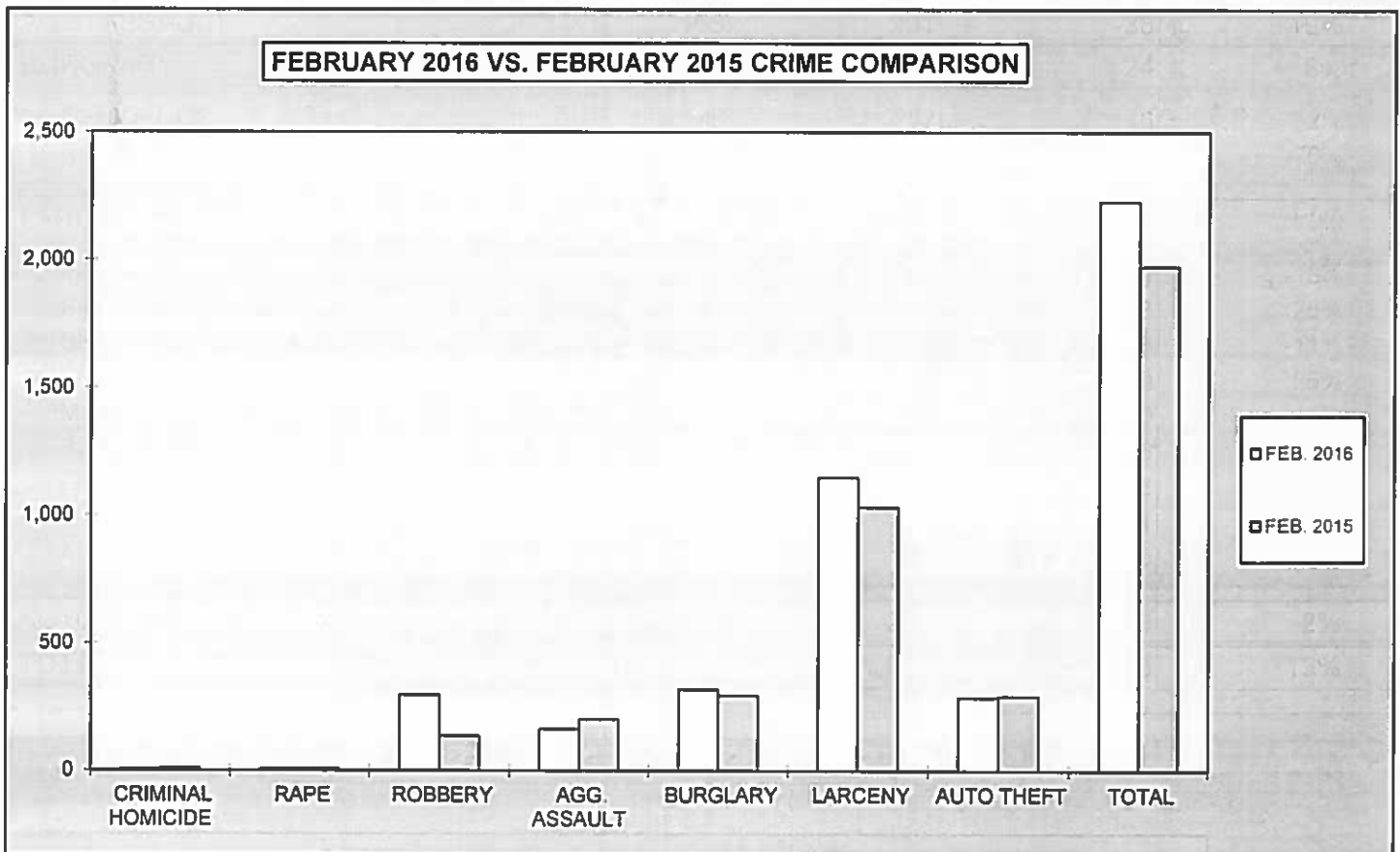
HOMICIDE BREAKDOWN BY VICTIM/OFFENDER RELATIONSHIP



* UNKNOWN INCLUDED IN WITH STRANGERS

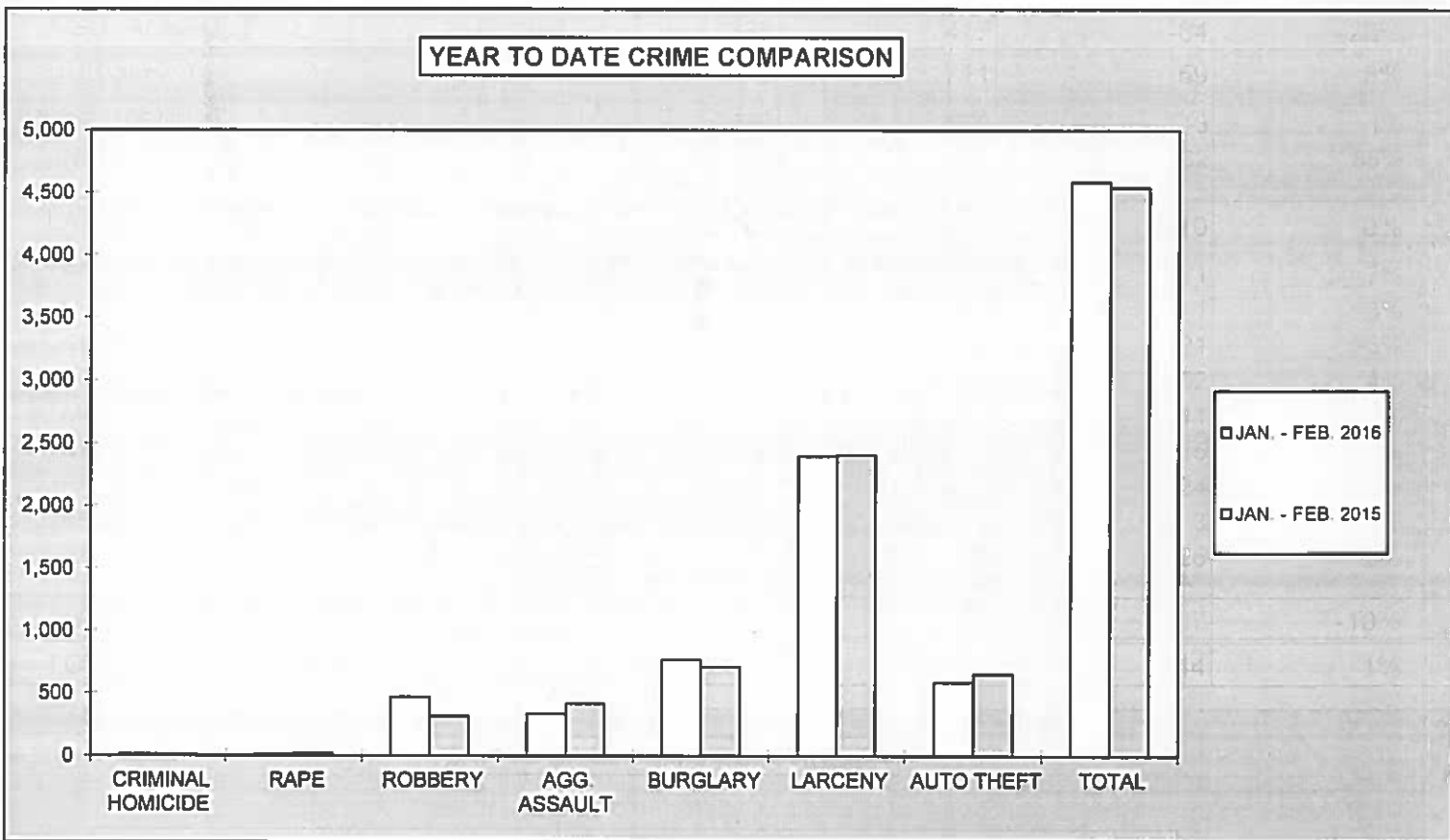
**2016
MONTHLY CRIME COMPARISON**

CRIME	FEB. 2016	FEB. 2015	# DIFFERENCE	% DIFFERENCE
CRIMINAL HOMICIDE	6	9	-3	-33%
RAPE	6	7	-1	-14%
ROBBERY	297	137	160	117%
AGG. ASSAULT	163	201	-38	-19%
BURGLARY	319	295	24	8%
RESIDENCE	246	252	-6	-2%
NON-RESIDENCE	73	43	30	70%
LARCENY	1,150	1,033	117	11%
POCKETPICKING	7	8	-1	-13%
PURSE SNATCHING	15	12	3	25%
SHOPLIFTING	200	225	-25	-11%
FROM MOTOR VEHICLES	628	498	130	26%
MOTOR VEH. PARTS/ACCESSORIES	76	66	10	15%
BICYCLES	12	6	6	100%
FROM BUILDINGS	93	95	-2	-2%
FROM COIN OPERATED MACHINES	1	0	1	100%
ALL OTHER	118	123	-5	-4%
AUTO THEFT	287	293	-6	-2%
TOTAL	2,228	1,975	253	13%



**2016
YEAR TO DATE CRIME COMPARISON**

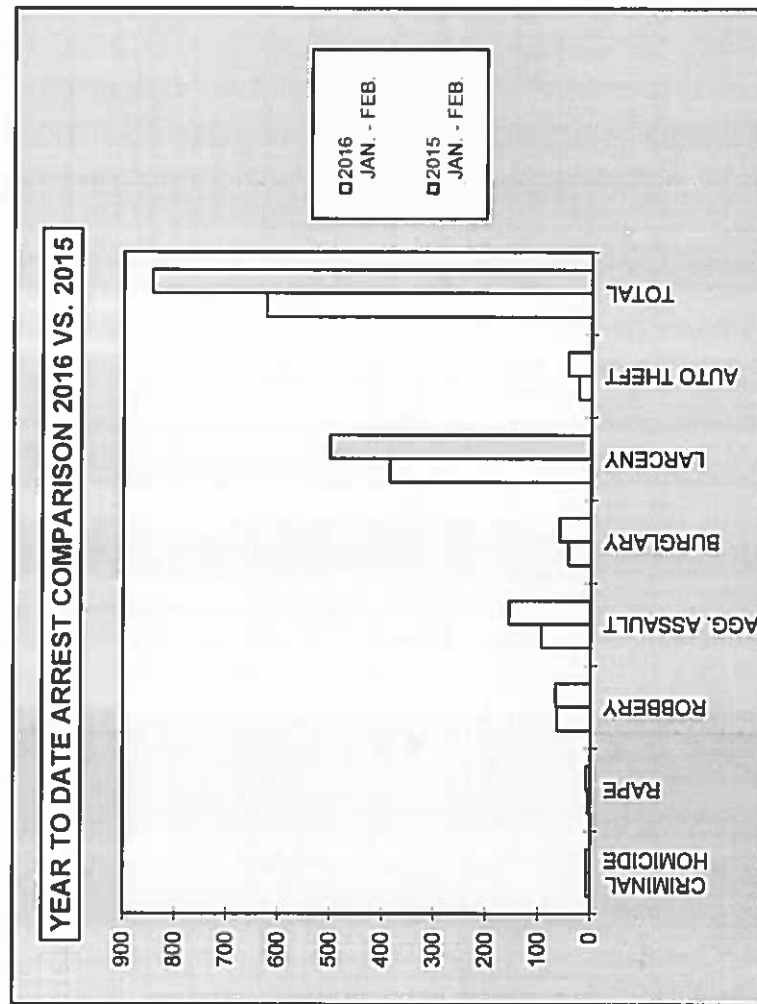
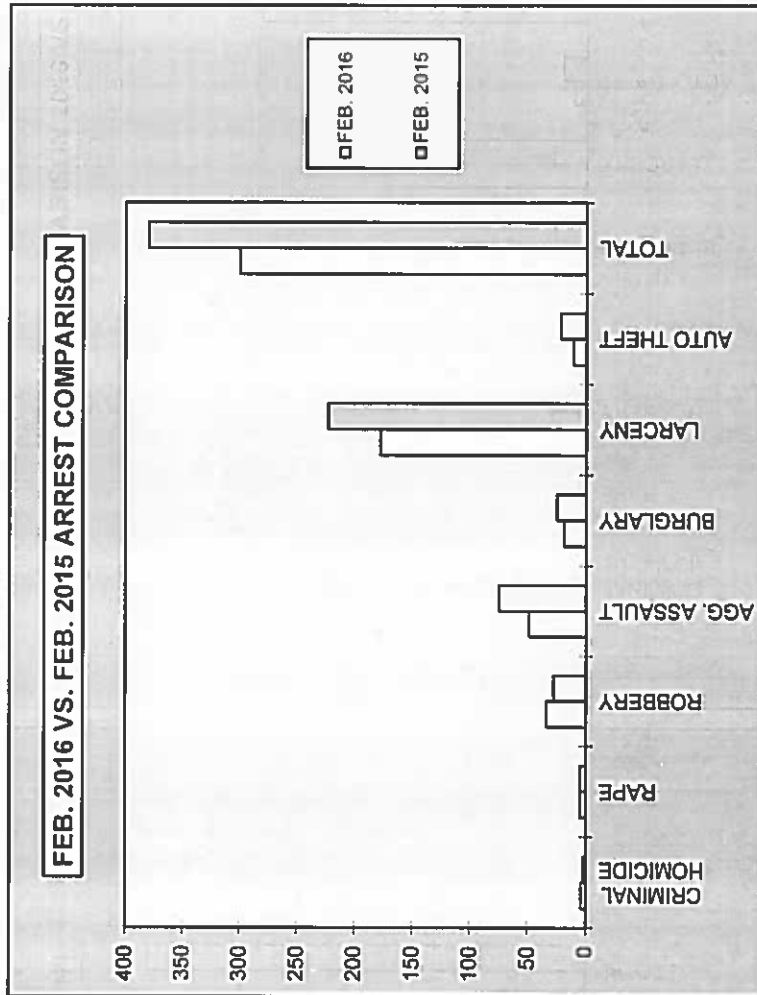
FIRST 2 MONTHS				
CRIME	JAN. - FEB. 2016	JAN. - FEB. 2015	# DIFFERENCE	% DIFFERENCE
CRIMINAL HOMICIDE	15	15	0	0%
RAPE	15	23	-8	-35%
ROBBERY	469	315	154	49%
AGG. ASSAULT	333	417	-84	-20%
BURGLARY	770	711	59	8%
RESIDENCE	597	600	-3	-1%
NON-RESIDENCE	173	111	62	56%
LARCENY	2,399	2,409	-10	0%
POCKETPICKING	15	14	1	7%
PURSE SNATCHING	37	36	1	3%
SHOPLIFTING	443	464	-21	-5%
FROM MOTOR VEHICLES	1,246	1,194	52	4%
MOTOR VEH. PARTS/ACCESSORIES	159	170	-11	-6%
BICYCLES	34	19	15	79%
FROM BUILDINGS	201	225	-24	-11%
FROM COIN OPERATED MACHINES	4	1	3	300%
ALL OTHER	260	286	-26	-9%
AUTO THEFT	587	654	-67	-10%
TOTAL	4,588	4,544	44	1%



2016
ARREST COMPARISON

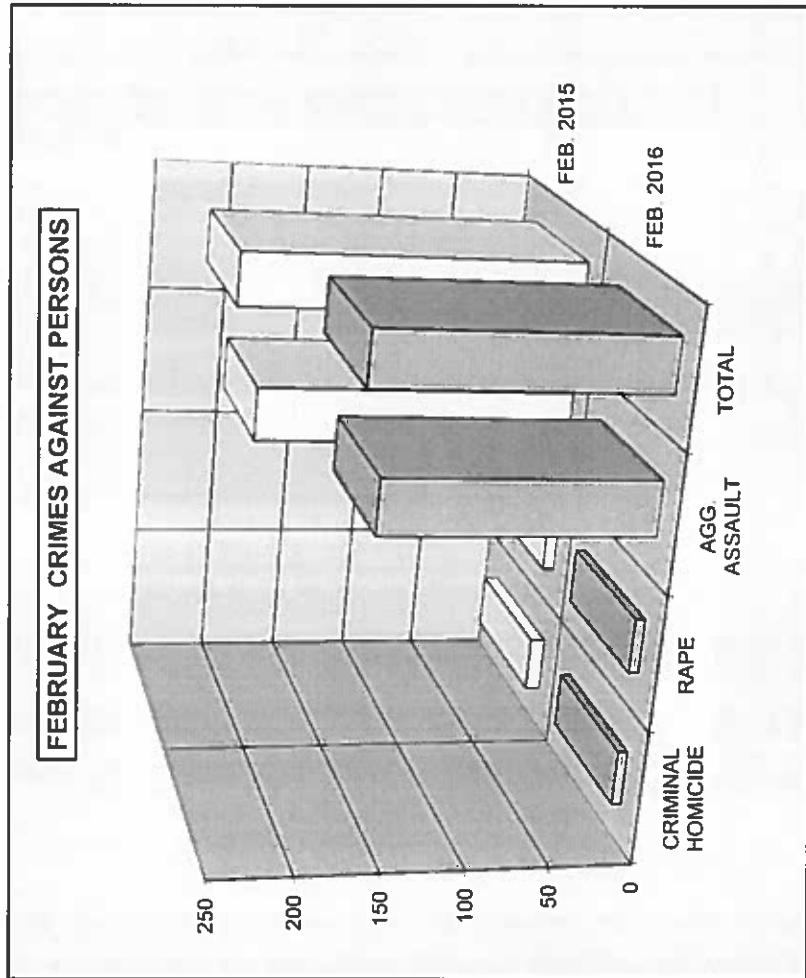
FEBRUARY ARREST COMPARISON				
CRIME	FEB. 2016	FEB. 2015	# DIFFERENCE	% DIFFERENCE
CRIMINAL HOMICIDE	4	2	2	100%
RAPE	5	5	0	0%
ROBBERY	34	28	6	21%
AGG. ASSAULT	49	75	-26	-35%
BURGLARY	19	25	-6	-24%
LARCENY	178	223	-45	-20%
AUTO THEFT	11	22	-11	-50%
TOTAL	300	380	-80	-21%

FIRST 2 MONTHS ARREST COMPARISON				
CRIME	2016 JAN. - FEB.	2015 JAN. - FEB.	# DIFFERENCE	% DIFFERENCE
CRIMINAL HOMICIDE	8	8	0	0%
RAPE	5	8	-3	-38%
ROBBERY	64	67	-3	-4%
AGG. ASSAULT	94	156	-62	-40%
BURGLARY	43	60	-17	-28%
LARCENY	386	501	-115	-23%
AUTO THEFT	24	45	-21	-47%
TOTAL	624	845	-221	-26%




**2016
CRIME COMPARISON
CRIMES AGAINST PERSONS**

FEBRUARY				
CRIME	FEB. 2016	FEB. 2015	# DIFFERENCE	% DIFFERENCE
CRIMINAL HOMICIDE	6	9	-3	-33%
RAPE	6	7	-1	-14%
AGG. ASSAULT	163	201	-38	-19%
TOTAL	175	217	-42	-19%

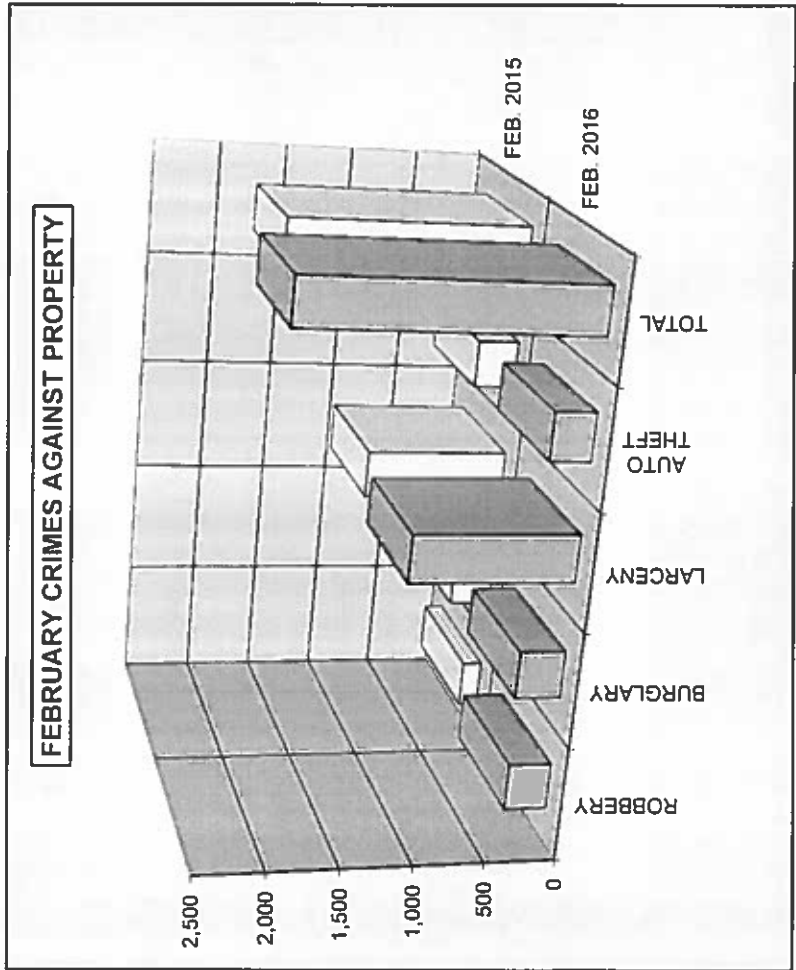


FIRST 2 MONTHS				
CRIME	2016 JAN - FEB.	2015 JAN - FEB.	# DIFFERENCE	% DIFFERENCE
CRIMINAL HOMICIDE	15	15	0	0%
RAPE	15	23	-8	-35%
AGG. ASSAULT	333	417	-84	-20%
TOTAL	363	455	-92	-20%

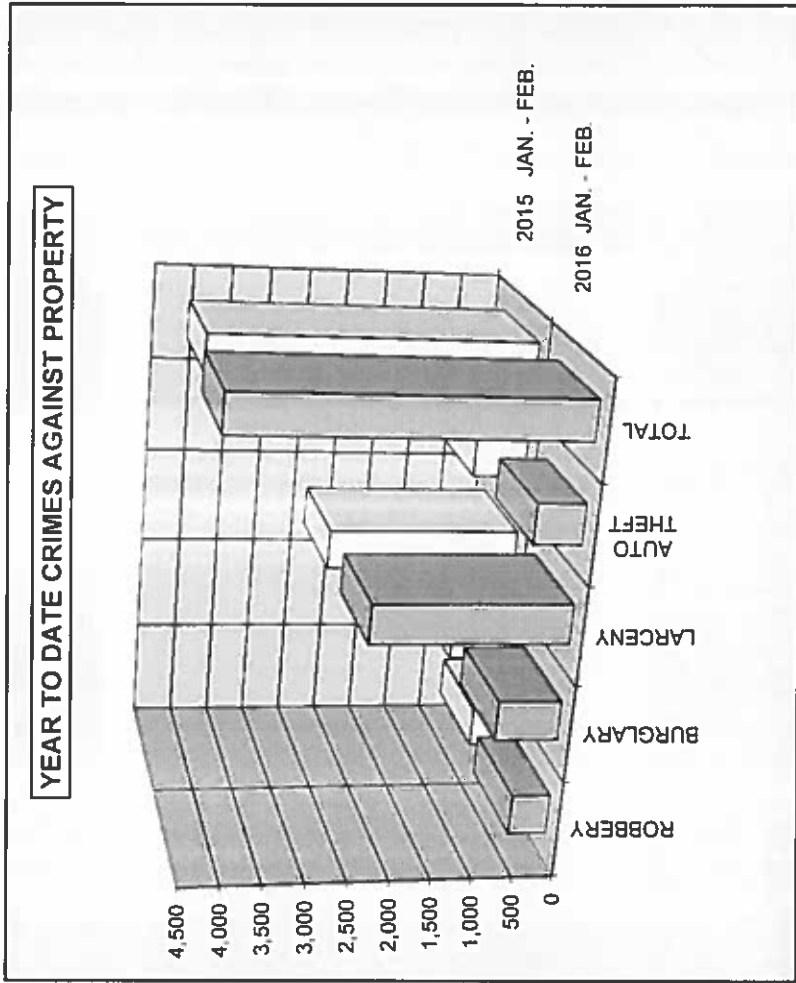


**2016
CRIME COMPARISON
CRIMES AGAINST PROPERTY**

FEBRUARY				
CRIME	FEB. 2016	FEB. 2015	# DIFFERENCE	% DIFFERENCE
ROBBERY	297	137	160	117%
BURGLARY	319	295	24	8%
LARCENY	1,150	1,033	117	11%
AUTO THEFT	287	293	-6	-2%
TOTAL	2,053	1,758	295	17%



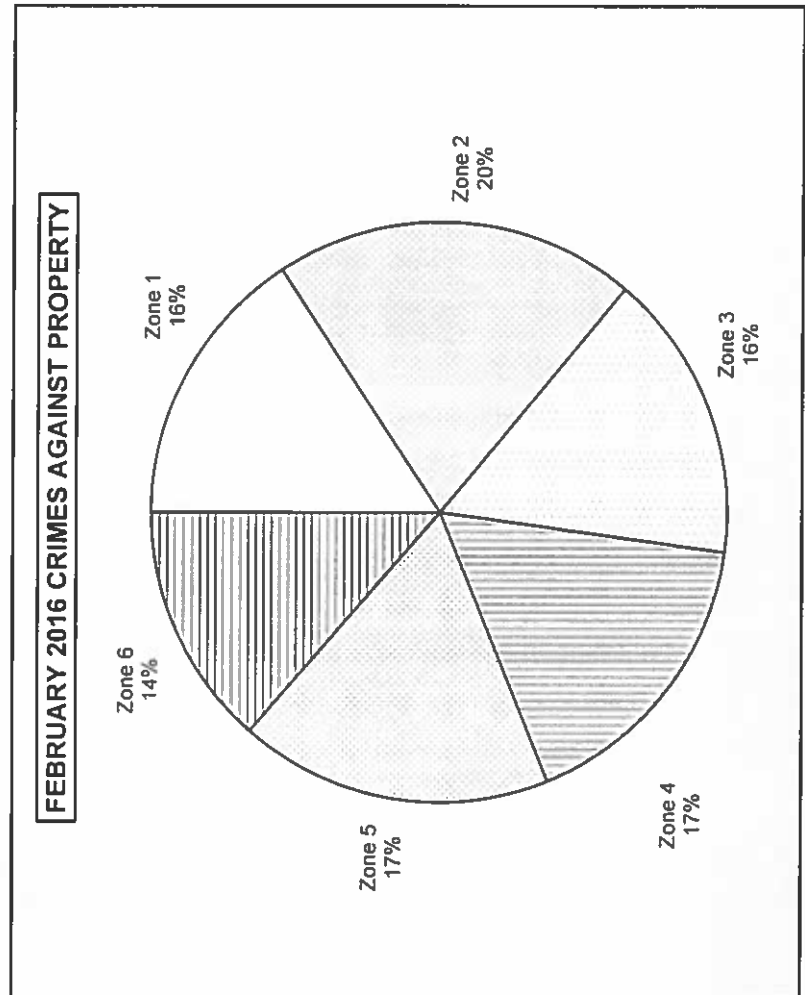
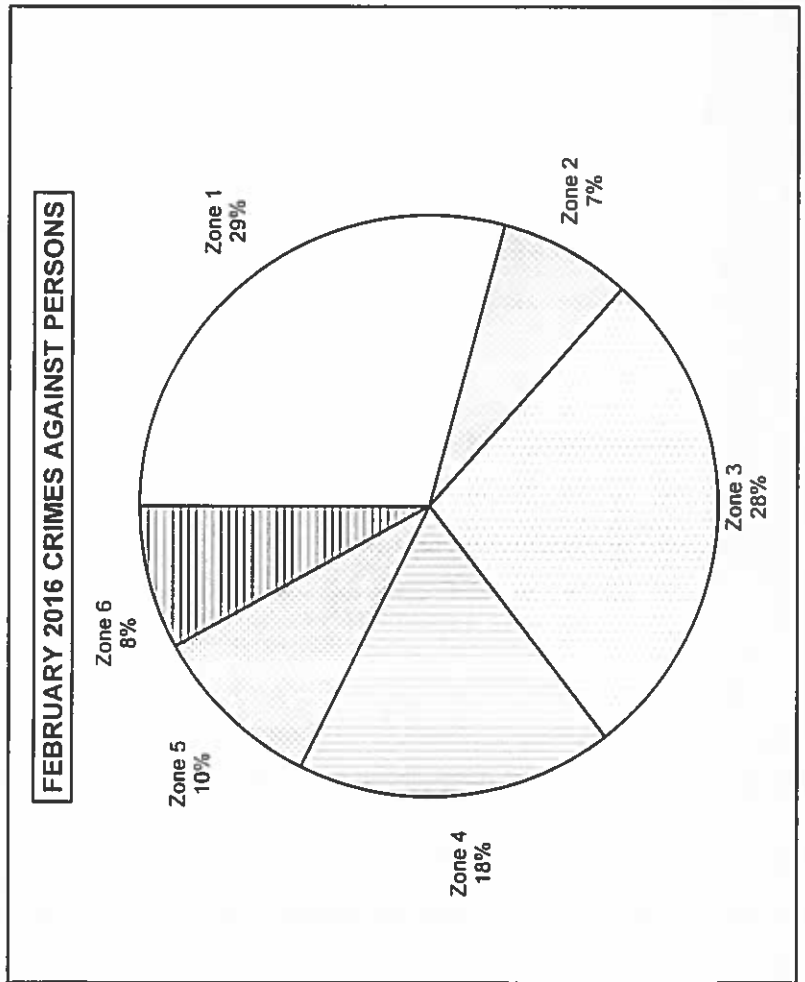
FIRST 2 MONTHS				
CRIME	2016 JAN - FEB	2015 JAN - FEB	# DIFFERENCE	% DIFFERENCE
ROBBERY	469	315	154	49%
BURGLARY	770	711	59	8%
LARCENY	2,399	2,409	-10	0%
AUTO THEFT	587	654	-67	-10%
TOTAL	4,225	4,089	136	3%



2016
AREA BREAKDOWN
CRIMES AGAINST PERSONS AND PROPERTY

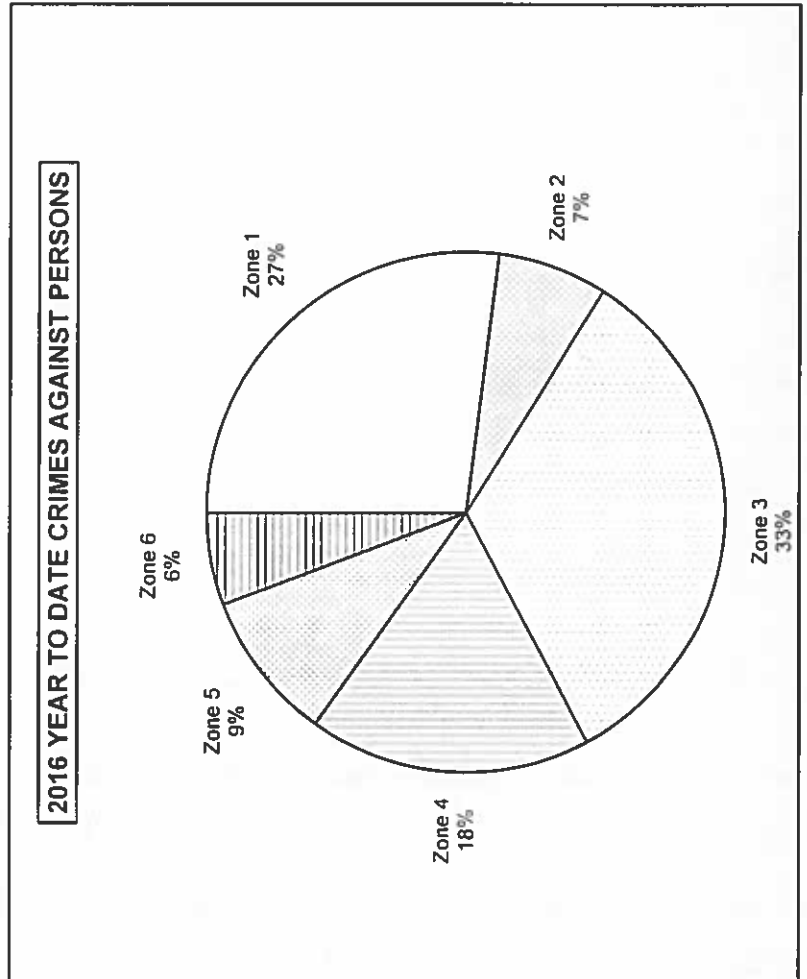
FEBRUARY 2016 CRIMES AGAINST PERSONS BY ZONE						
CRIME	Zone 1	Zone 2	Zone 3	Zone 4	Zone 5	Zone 6
CRIMINAL HOMICIDE	2	0	2	2	0	0
RAPE	1	1	0	2	1	1
AGG. ASSAULT	48	12	47	27	16	13
TOTAL CRIMES AGAINST PERSONS	51	13	49	31	17	14

FEBRUARY 2016 CRIMES AGAINST PROPERTY BY ZONE						
CRIME	Zone 1	Zone 2	Zone 3	Zone 4	Zone 5	Zone 6
ROBBERY	49	40	78	60	32	38
BURGLARY	61	57	59	62	33	47
LARCENY	142	286	126	166	266	164
AUTO THEFT	71	34	68	55	29	30
TOTAL CRIMES AGAINST PROPERTY	323	417	331	343	360	279

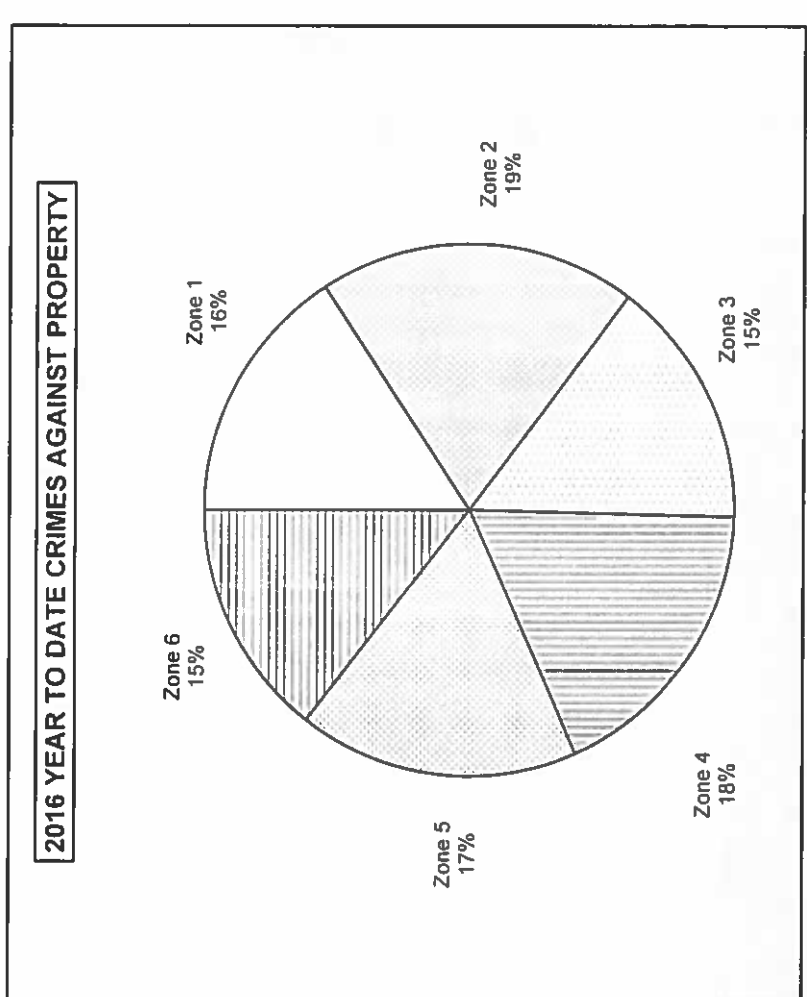


2016
YEAR TO DATE AREA BREAKDOWN
CRIMES AGAINST PERSONS AND PROPERTY

FIRST 2 MONTHS 2016 CRIMES AGAINST PERSON BY ZONE						
CRIME	Zone 1	Zone 2	Zone 3	Zone 4	Zone 5	Zone 6
CRIMINAL HOMICIDE	8	0	4	2	0	1
RAPE	4	3	1	0	3	4
AGG. ASSAULT	86	22	116	62	31	16
TOTAL CRIMES AGAINST PERSONS	98	25	121	64	34	21

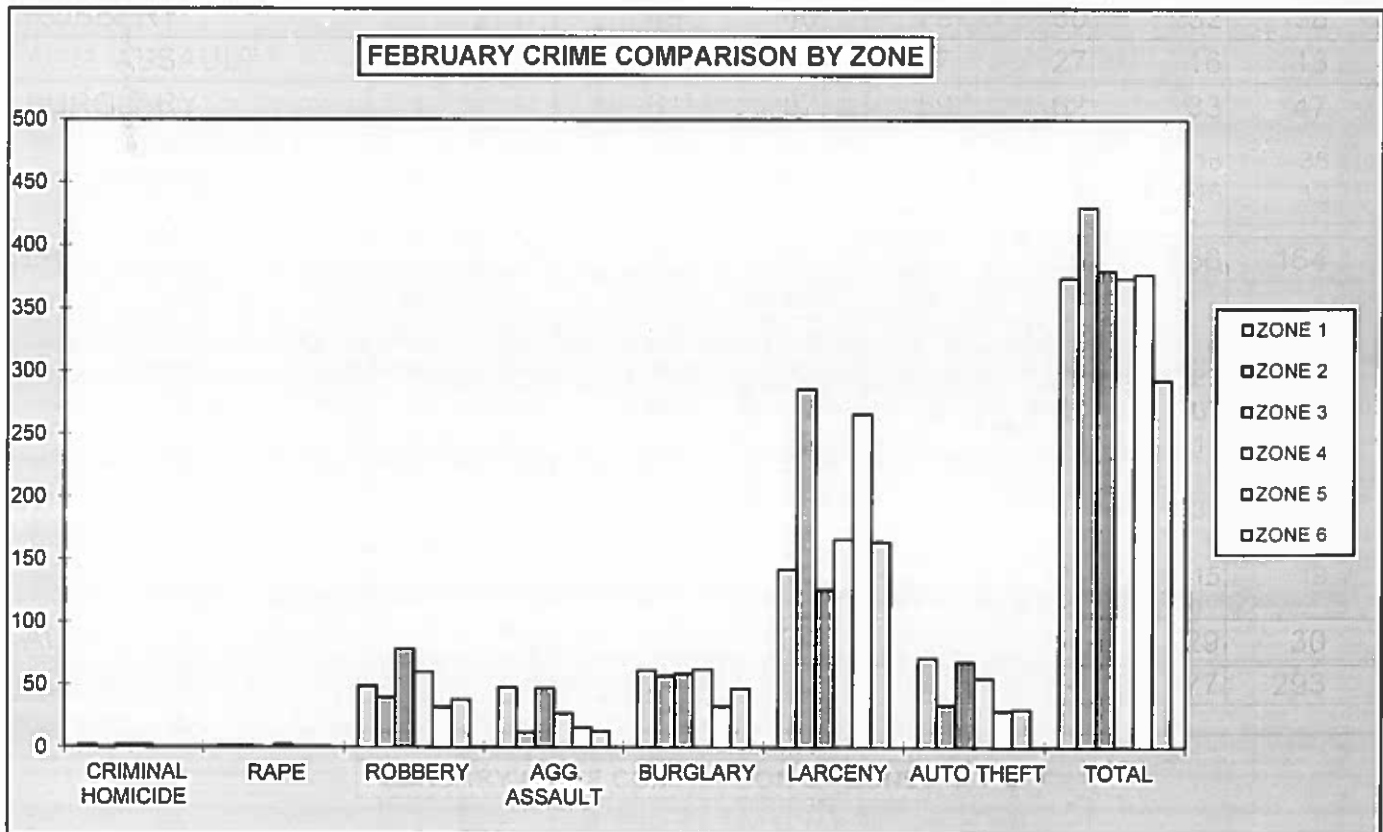


FIRST 2 MONTHS 2016 CRIMES AGAINST PROPERTY BY ZONE						
CRIME	Zone 1	Zone 2	Zone 3	Zone 4	Zone 5	Zone 6
ROBBERY	83	59	111	97	58	61
BURGLARY	160	118	122	187	69	114
LARCENY	300	563	275	345	542	374
AUTO THEFT	124	81	133	130	56	63
TOTAL CRIMES AGAINST PROPERTY	667	821	641	759	725	612



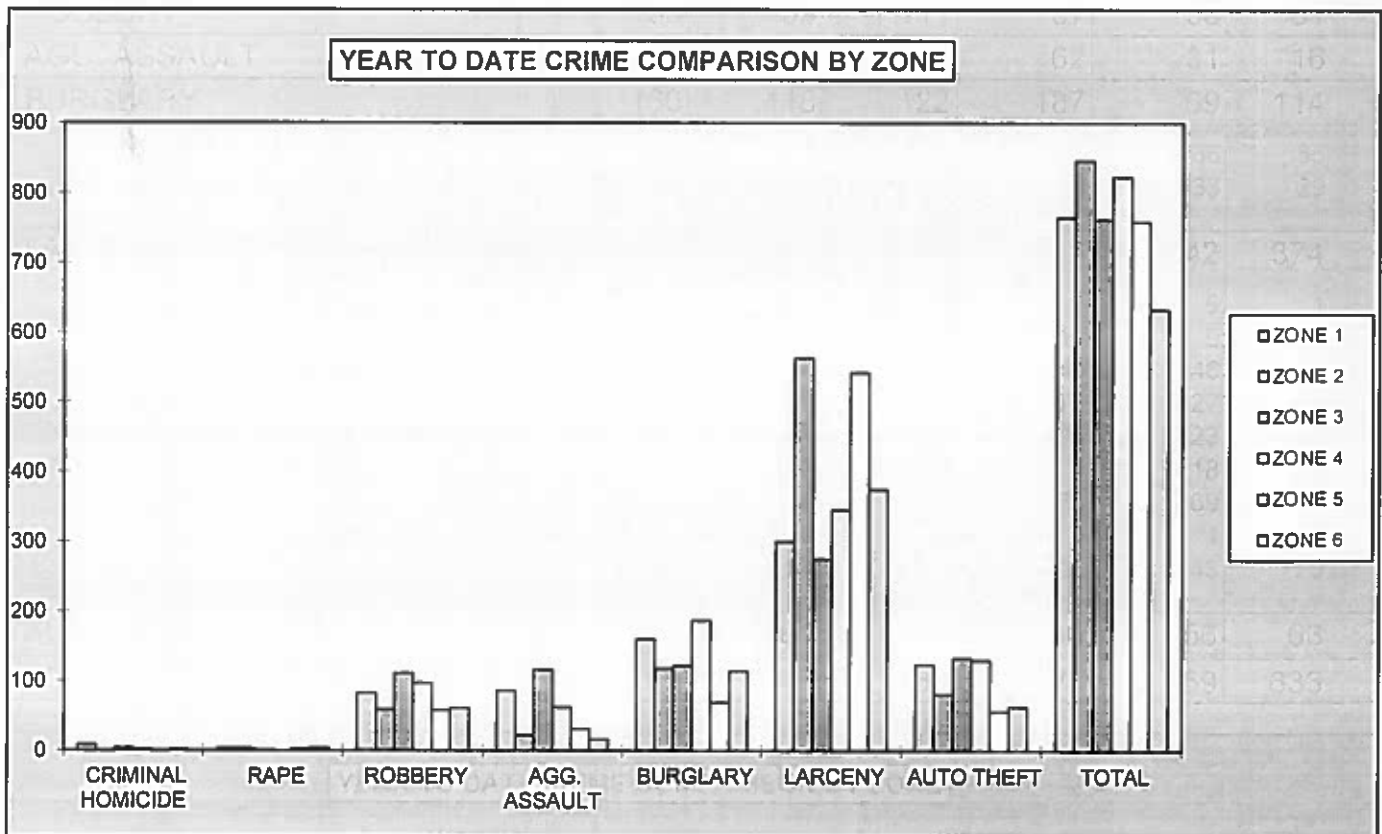
**2016
AREA BREAKDOWN**

FEBRUARY CRIME COMPARISON BY ZONE						
CRIME	ZONE 1	ZONE 2	ZONE 3	ZONE 4	ZONE 5	ZONE 6
CRIMINAL HOMICIDE	2	0	2	2	0	0
RAPE	1	1	0	2	1	1
ROBBERY	49	40	78	60	32	38
AGG. ASSAULT	48	12	47	27	16	13
BURGLARY	61	57	59	62	33	47
RESIDENCE	59	33	49	52	18	35
NON-RESIDENCE	2	24	10	10	15	12
LARCENY	142	286	126	166	266	164
POCKETPICKING	0	0	0	4	3	0
PURSE SNATCHING	1	0	5	5	4	0
SHOPLIFTING	31	72	21	22	27	27
FROM MOTOR VEHICLES	62	147	58	87	167	107
MOTOR VEH. PARTS/ACCESSORIES	15	12	17	8	13	11
BICYCLES	0	2	2	2	5	1
FROM BUILDINGS	9	23	9	15	32	5
FROM COIN OPERATED MACHINES	0	0	1	0	0	0
ALL OTHER	24	30	13	23	15	13
AUTO THEFT	71	34	68	55	29	30
TOTAL	374	430	380	374	377	293



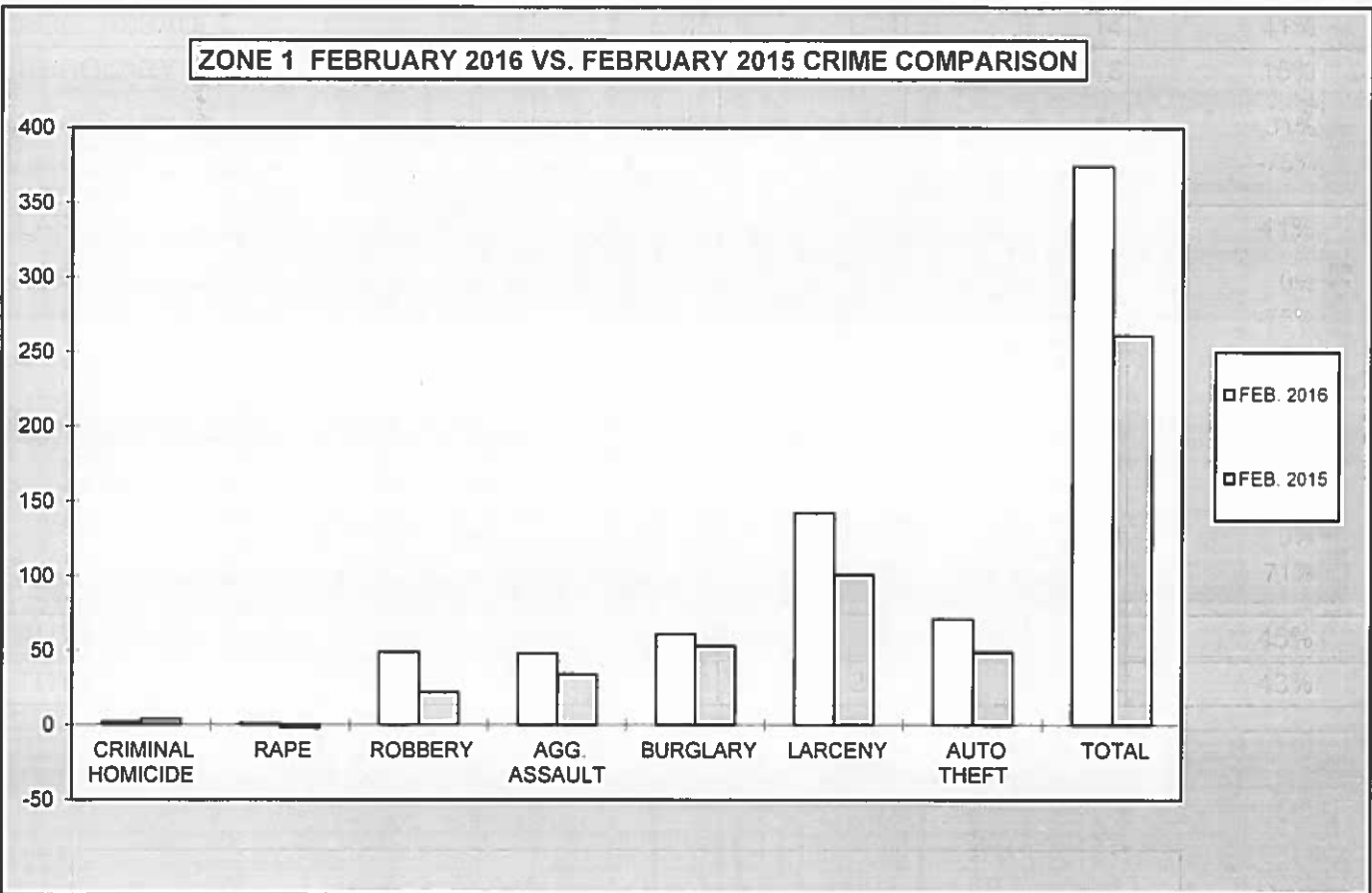
**2016
YEAR TO DATE AREA BREAKDOWN**

FIRST 2 MONTHS CRIME COMPARISON						
CRIME	ZONE 1	ZONE 2	ZONE 3	ZONE 4	ZONE 5	ZONE 6
CRIMINAL HOMICIDE	8	0	4	2	0	1
RAPE	4	3	1	0	3	4
ROBBERY	83	59	111	97	58	61
AGG. ASSAULT	86	22	116	62	31	16
BURGLARY	160	118	122	187	69	114
RESIDENCE	149	69	104	154	36	85
NON-RESIDENCE	11	49	18	33	33	29
LARCENY	300	563	275	345	542	374
POCKETPICKING	1	2	1	4	6	1
PURSE SNATCHING	4	2	8	11	9	3
SHOPLIFTING	62	174	43	49	46	69
FROM MOTOR VEHICLES	127	259	132	173	327	228
MOTOR VEH. PARTS/ACCESSORIES	39	24	31	23	23	19
BICYCLES	1	2	2	4	18	7
FROM BUILDINGS	19	46	20	26	69	21
FROM COIN OPERATED MACHINES	0	0	3	0	1	0
ALL OTHER	47	54	35	55	43	26
AUTO THEFT	124	81	133	130	56	63
TOTAL	765	846	762	823	759	633



**2016
MONTHLY CRIME COMPARISON**

ZONE 1				
CRIME	FEB. 2016	FEB. 2015	# DIFFERENCE	% DIFFERENCE
CRIMINAL HOMICIDE	2	4	-2	-50%
RAPE	1	-2	3	-150%
ROBBERY	49	22	27	123%
AGG. ASSAULT	48	34	14	41%
BURGLARY	61	53	8	15%
RESIDENCE	59	45	14	31%
NON-RESIDENCE	2	8	-6	-75%
LARCENY	142	101	41	41%
POCKETPICKING	0	0	0	0%
PURSE SNATCHING	1	4	-3	-75%
SHOPLIFTING	31	37	-6	-16%
FROM MOTOR VEHICLES	62	33	29	88%
MOTOR VEH. PARTS/ACCESSORIES	15	6	9	150%
BICYCLES	0	0	0	0%
FROM BUILDINGS	9	7	2	29%
FROM COIN OPERATED MACHINES	0	0	0	0%
ALL OTHER	24	14	10	71%
AUTO THEFT	71	49	22	45%
TOTAL	374	261	113	43%

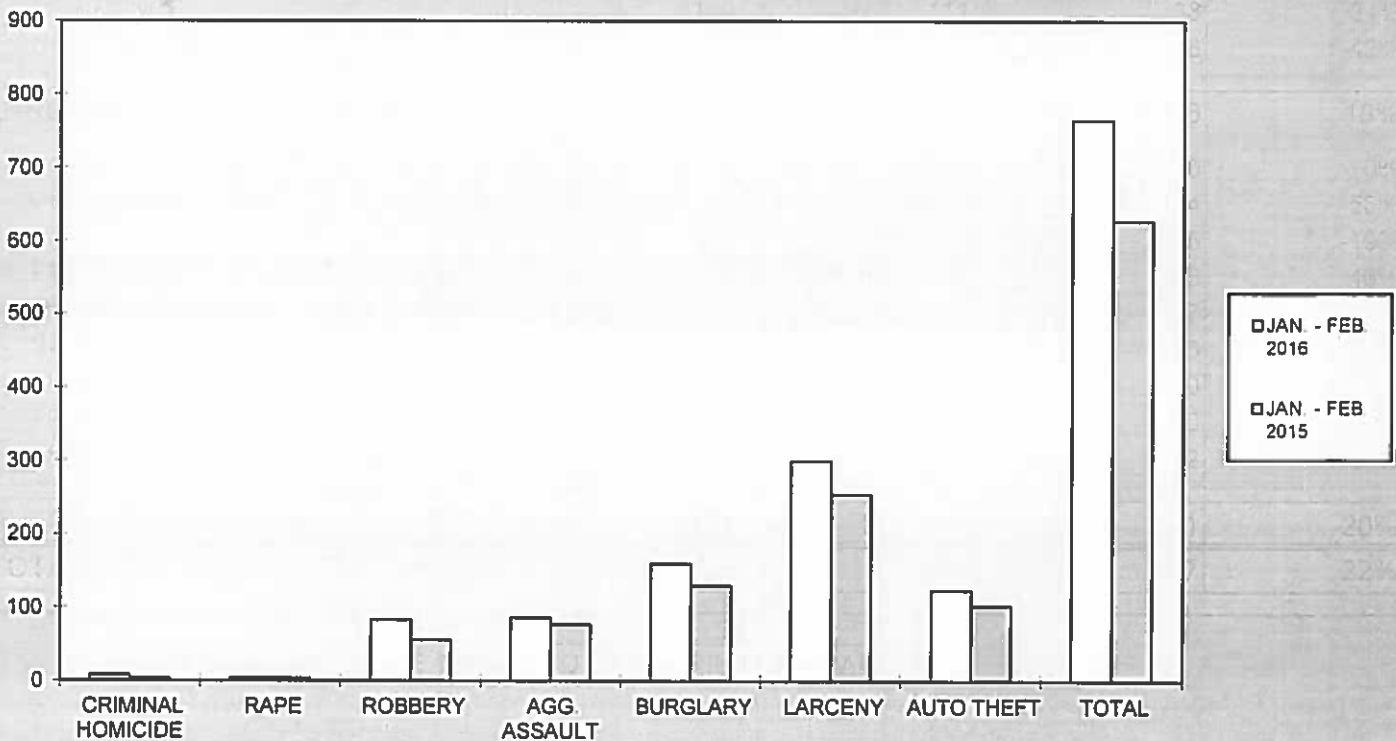


**2016
YEAR TO DATE CRIME COMPARISON**

ZONE 1

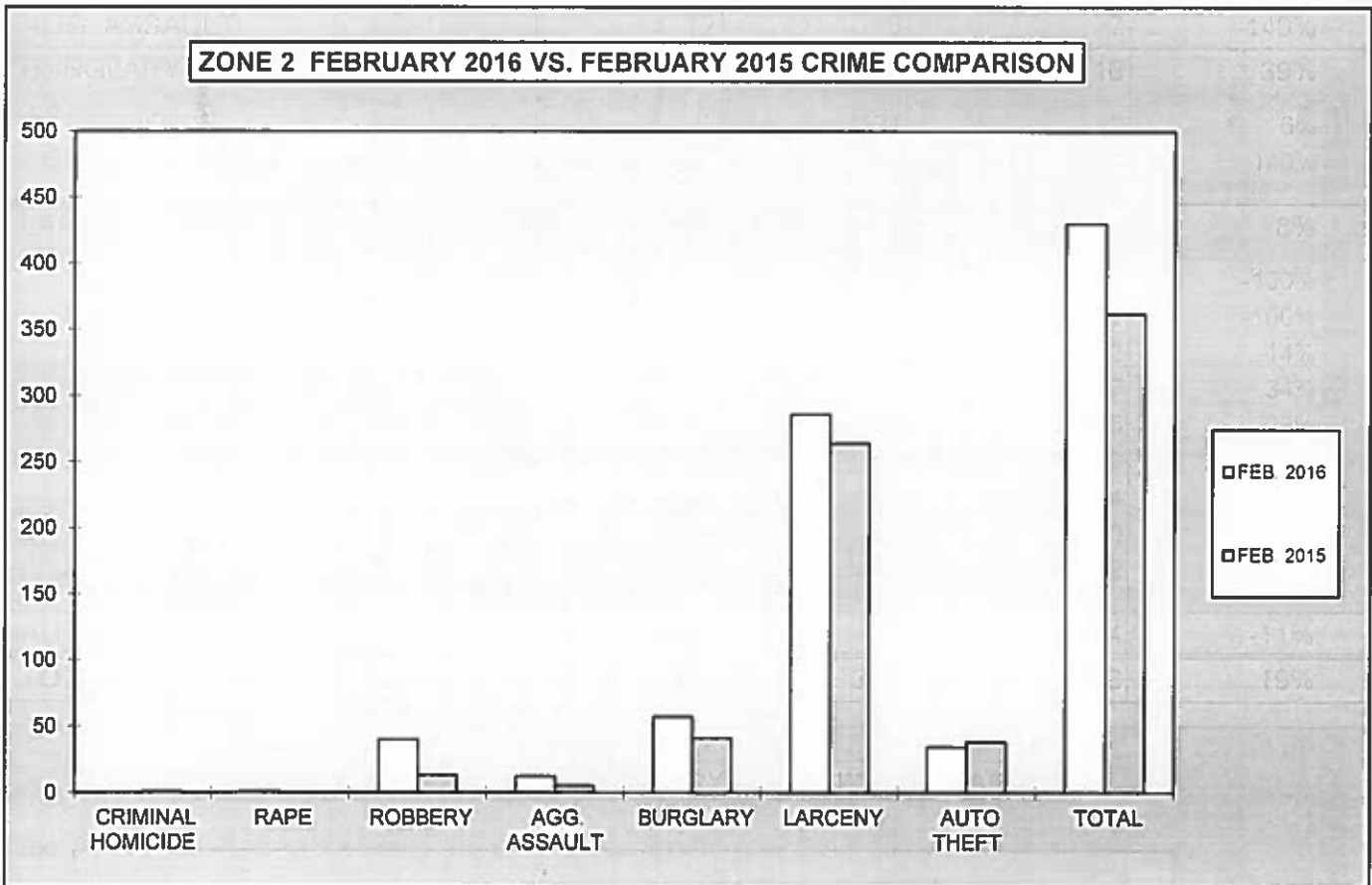
CRIME	JAN. - FEB. 2016	JAN. - FEB. 2015	# DIFFERENCE	% DIFFERENCE
CRIMINAL HOMICIDE	8	4	4	100%
RAPE	4	4	0	0%
ROBBERY	83	56	27	48%
AGG. ASSAULT	86	77	9	12%
BURGLARY	160	130	30	23%
RESIDENCE	149	111	38	34%
NON-RESIDENCE	11	19	-8	-42%
LARCENY	300	254	46	18%
POCKETPICKING	1	1	0	0%
PURSE SNATCHING	4	8	-4	-50%
SHOPLIFTING	62	77	-15	-19%
FROM MOTOR VEHICLES	127	91	36	40%
MOTOR VEH. PARTS/ACCESSORIES	39	22	17	77%
BICYCLES	1	1	0	0%
FROM BUILDINGS	19	19	0	0%
FROM COIN OPERATED MACHINES	0	0	0	0%
ALL OTHER	47	35	12	34%
AUTO THEFT	124	103	21	20%
TOTAL	765	628	137	22%

ZONE 1 YEAR TO DATE CRIME COMPARISON



**2016
MONTHLY CRIME COMPARISON**

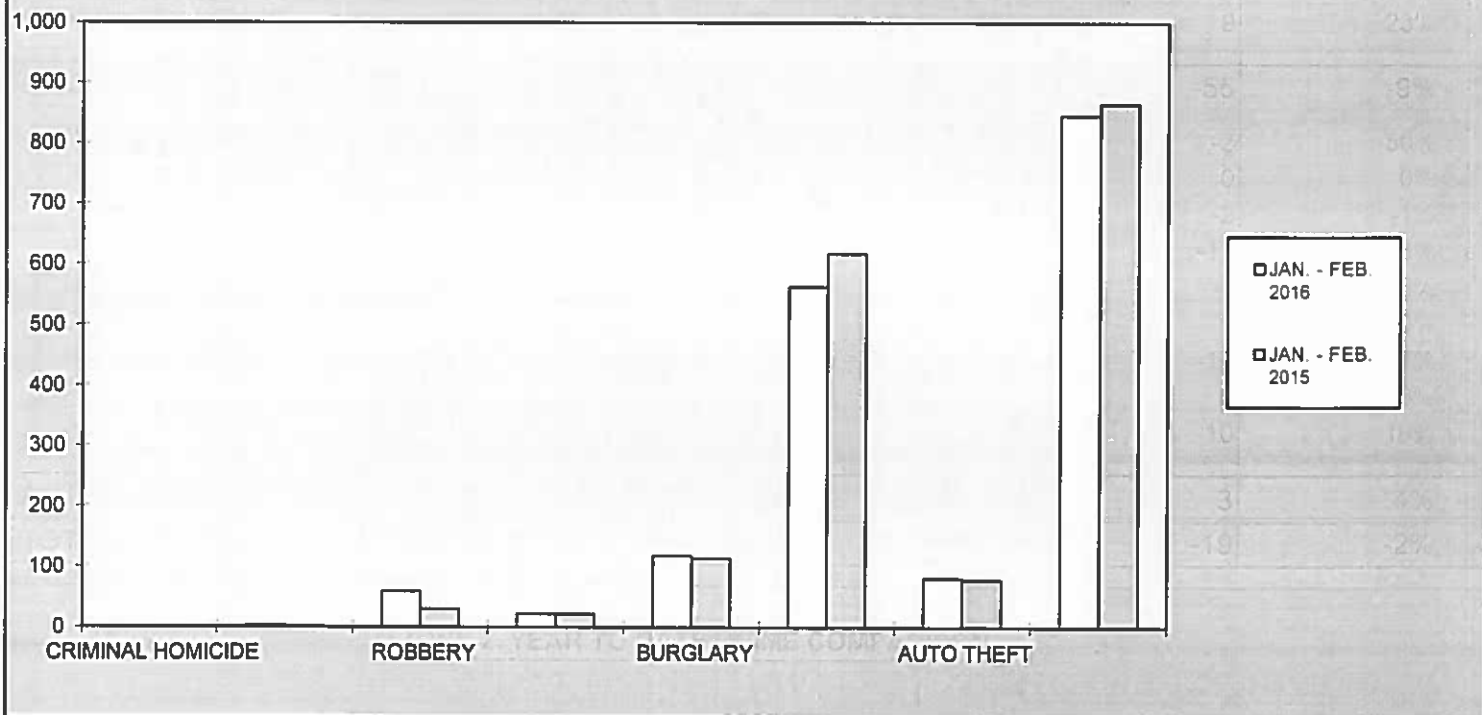
ZONE 2				
CRIME	FEB. 2016	FEB. 2015	# DIFFERENCE	% DIFFERENCE
CRIMINAL HOMICIDE	0	1	-1	-100%
RAPE	1	0	1	100%
ROBBERY	40	13	27	208%
AGG. ASSAULT	12	5	7	140%
BURGLARY	57	41	16	39%
RESIDENCE	33	31	2	6%
NON-RESIDENCE	24	10	14	140%
LARCENY	286	264	22	8%
POCKETPICKING	0	4	-4	-100%
PURSE SNATCHING	0	2	-2	-100%
SHOPLIFTING	72	84	-12	-14%
FROM MOTOR VEHICLES	147	110	37	34%
MOTOR VEH. PARTS/ACCESSORIES	12	17	-5	-29%
BICYCLES	2	0	2	100%
FROM BUILDINGS	23	19	4	21%
FROM COIN OPERATED MACHINES	0	0	0	0%
ALL OTHER	30	28	2	7%
AUTO THEFT	34	38	-4	-11%
TOTAL	430	362	68	19%



**2016
YEAR TO DATE CRIME COMPARISON**

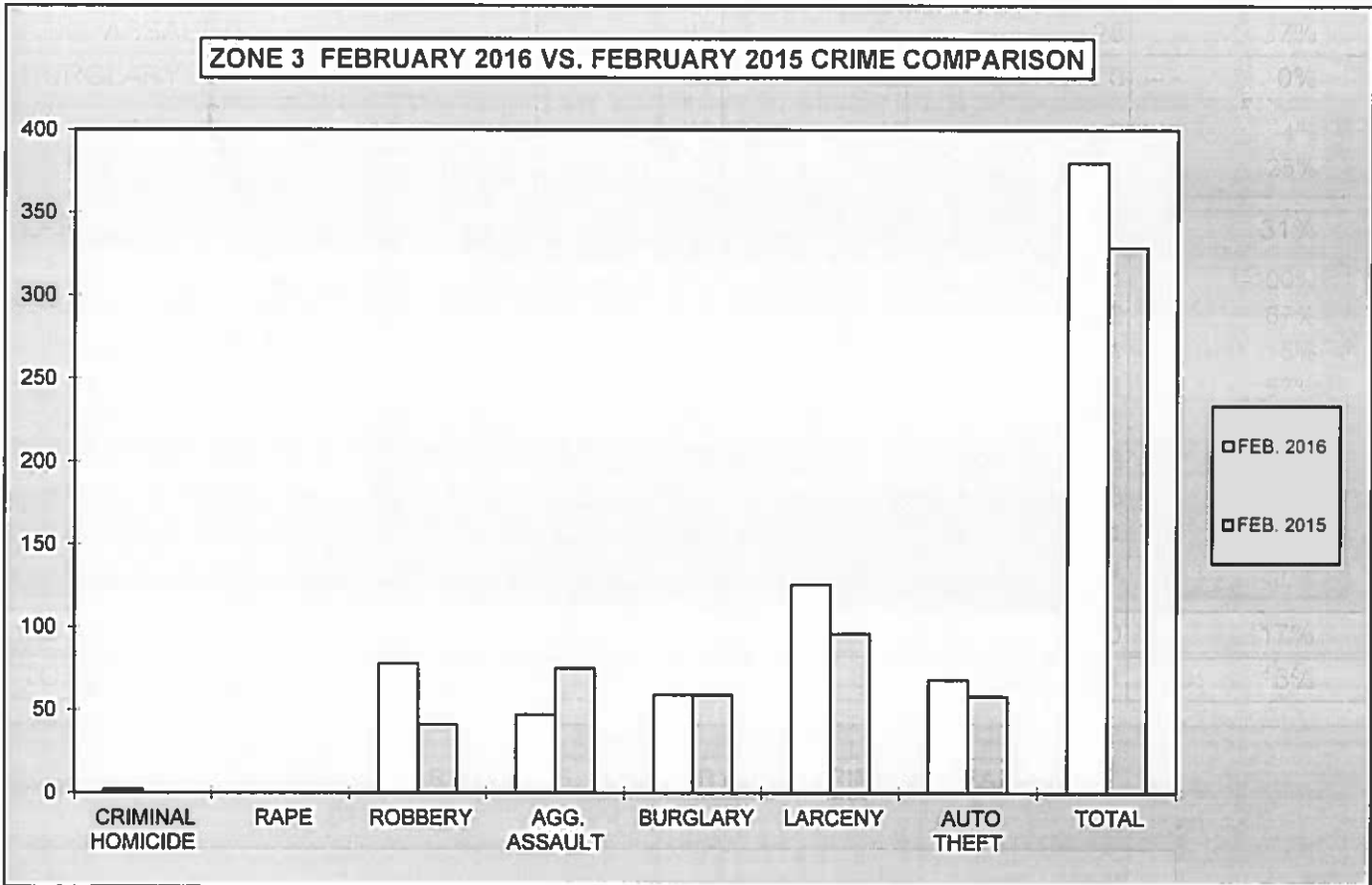
ZONE 2				
CRIME	JAN. - FEB. 2016	JAN. - FEB. 2015	# DIFFERENCE	% DIFFERENCE
CRIMINAL HOMICIDE	0	1	-1	-100%
RAPE	3	2	1	50%
ROBBERY	59	30	29	97%
AGG. ASSAULT	22	22	0	0%
BURGLARY	118	114	4	4%
RESIDENCE	69	74	-5	-7%
NON-RESIDENCE	49	40	9	23%
LARCENY	563	618	-55	-9%
POCKETPICKING	2	4	-2	-50%
PURSE SNATCHING	2	2	0	0%
SHOPLIFTING	174	176	-2	-1%
FROM MOTOR VEHICLES	259	276	-17	-6%
MOTOR VEH PARTS/ACCESSORIES	24	31	-7	-23%
BICYCLES	2	2	0	0%
FROM BUILDINGS	46	63	-17	-27%
FROM COIN OPERATED MACHINES	0	0	0	0%
ALL OTHER	54	64	-10	-16%
AUTO THEFT	81	78	3	4%
TOTAL	846	865	-19	-2%

ZONE 2 YEAR TO DATE CRIME COMPARISON



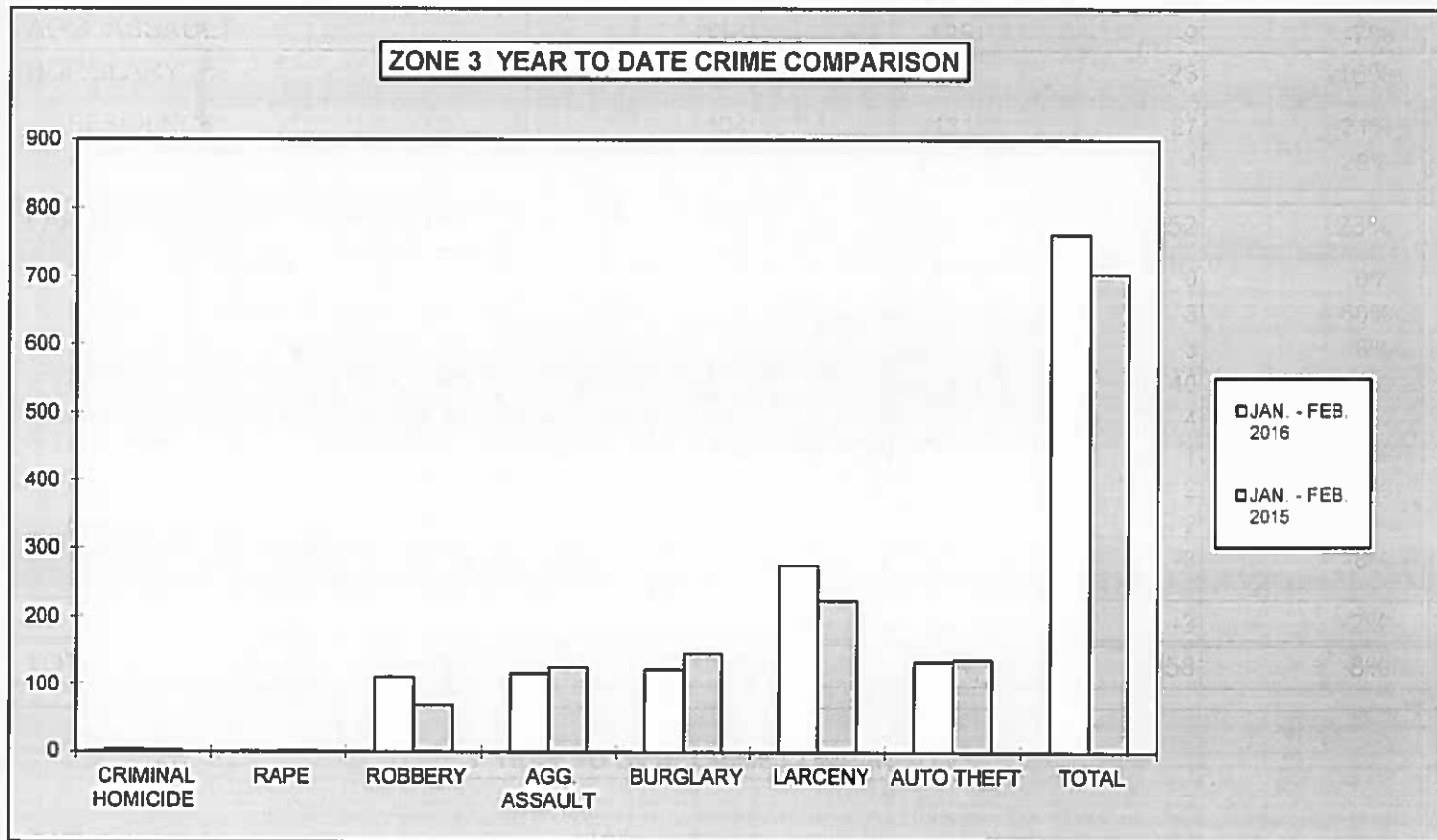
**2016
MONTHLY CRIME COMPARISON**

ZONE 3				
CRIME	FEB. 2016	FEB. 2015	# DIFFERENCE	% DIFFERENCE
CRIMINAL HOMICIDE	2	0	2	100%
RAPE	0	0	0	0%
ROBBERY	78	41	37	90%
AGG. ASSAULT	47	75	-28	-37%
BURGLARY	59	59	0	0%
RESIDENCE	49	51	-2	-4%
NON-RESIDENCE	10	8	2	25%
LARCENY	126	96	30	31%
POCKETPICKING	0	1	-1	-100%
PURSE SNATCHING	5	3	2	67%
SHOPLIFTING	21	20	1	5%
FROM MOTOR VEHICLES	58	37	21	57%
MOTOR VEH PARTS/ACCESSORIES	17	9	8	89%
BICYCLES	2	0	2	100%
FROM BUILDINGS	9	12	-3	-25%
FROM COIN OPERATED MACHINES	1	0	1	100%
ALL OTHER	13	14	-1	-7%
AUTO THEFT	68	58	10	17%
TOTAL	380	329	51	16%



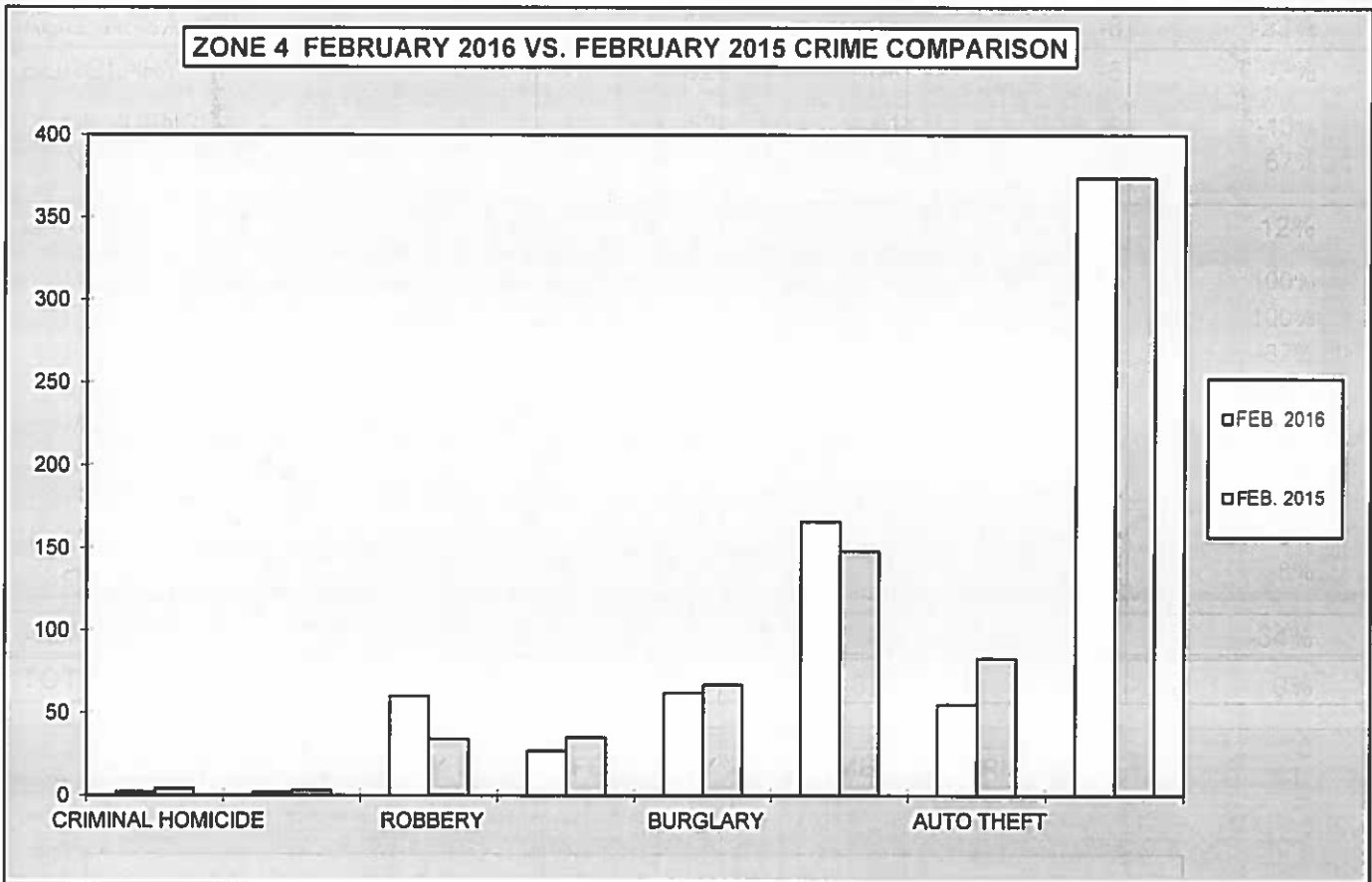
**2016
YEAR TO DATE CRIME COMPARISON**

ZONE 3				
CRIME	JAN. - FEB. 2016	JAN. - FEB. 2015	# DIFFERENCE	% DIFFERENCE
CRIMINAL HOMICIDE	4	3	1	33%
RAPE	1	2	-1	-50%
ROBBERY	111	70	41	59%
AGG. ASSAULT	116	125	-9	-7%
BURGLARY	122	145	-23	-16%
RESIDENCE	104	131	-27	-21%
NON-RESIDENCE	18	14	4	29%
LARCENY	275	223	52	23%
POCKETPICKING	1	1	0	0%
PURSE SNATCHING	8	5	3	60%
SHOPLIFTING	43	40	3	8%
FROM MOTOR VEHICLES	132	92	40	43%
MOTOR VEH. PARTS/ACCESSORIES	31	27	4	15%
BICYCLES	2	1	1	100%
FROM BUILDINGS	20	18	2	11%
FROM COIN OPERATED MACHINES	3	1	2	200%
ALL OTHER	35	38	-3	-8%
AUTO THEFT	133	136	-3	-2%
TOTAL	762	704	58	8%



**2016
MONTHLY CRIME COMPARISON**

ZONE 4				
CRIME	FEB. 2016	FEB. 2015	# DIFFERENCE	% DIFFERENCE
CRIMINAL HOMICIDE	2	4	-2	-50%
RAPE	2	3	-1	-33%
ROBBERY	60	34	26	76%
AGG. ASSAULT	27	35	-8	-23%
BURGLARY	62	67	-5	-7%
RESIDENCE	52	61	-9	-15%
NON-RESIDENCE	10	6	4	67%
LARCENY	166	148	18	12%
POCKETPICKING	4	0	4	100%
PURSE SNATCHING	5	0	5	100%
SHOPLIFTING	22	35	-13	-37%
FROM MOTOR VEHICLES	87	66	21	32%
MOTOR VEH. PARTS/ACCESSORIES	8	15	-7	-47%
BICYCLES	2	1	1	100%
FROM BUILDINGS	15	6	9	150%
FROM COIN OPERATED MACHINES	0	0	0	0%
ALL OTHER	23	25	-2	-8%
AUTO THEFT	55	83	-28	-34%
TOTAL	374	374	0	0%

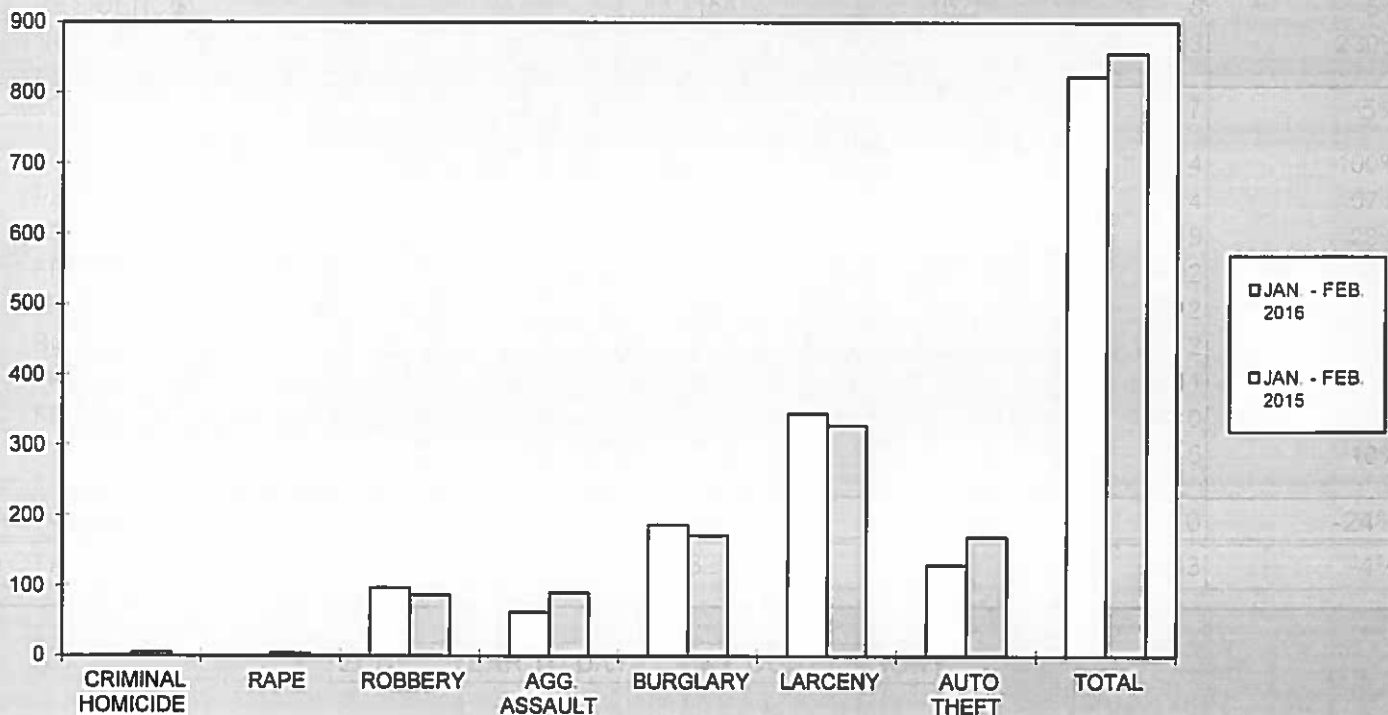


**2016
YEAR TO DATE CRIME COMPARISON**

ZONE 4

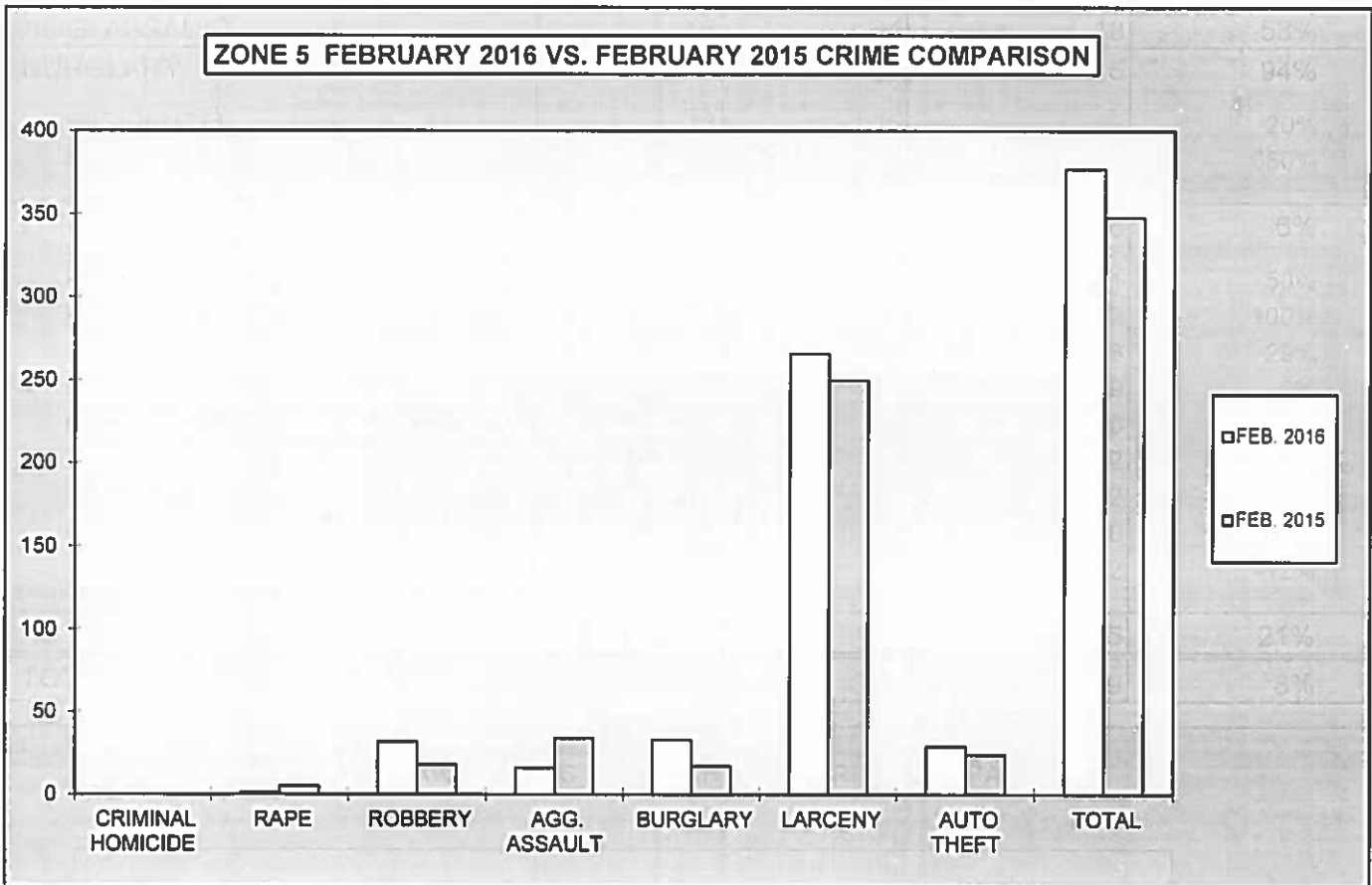
CRIME	JAN. - FEB. 2016	JAN. - FEB. 2015	# DIFFERENCE	% DIFFERENCE
CRIMINAL HOMICIDE	2	5	-3	-60%
RAPE	0	4	-4	-100%
ROBBERY	97	87	10	11%
AGG. ASSAULT	62	90	-28	-31%
BURGLARY	187	172	15	9%
RESIDENCE	154	162	-8	-5%
NON-RESIDENCE	33	10	23	230%
LARCENY	345	328	17	5%
POCKETPICKING	4	0	4	100%
PURSE SNATCHING	11	7	4	57%
SHOPLIFTING	49	68	-19	-28%
FROM MOTOR VEHICLES	173	151	22	15%
MOTOR VEH. PARTS/ACCESSORIES	23	35	-12	-34%
BICYCLES	4	2	2	100%
FROM BUILDINGS	26	15	11	73%
FROM COIN OPERATED MACHINES	0	0	0	0%
ALL OTHER	55	50	5	10%
AUTO THEFT	130	170	-40	-24%
TOTAL	823	856	-33	-4%

ZONE 4 YEAR TO DATE CRIME COMPARISON



**2016
MONTHLY CRIME COMPARISON**

ZONE 5				
CRIME	FEB. 2016	FEB. 2015	# DIFFERENCE	% DIFFERENCE
CRIMINAL HOMICIDE	0	0	0	0%
RAPE	1	5	-4	-80%
ROBBERY	32	18	14	78%
AGG. ASSAULT	16	34	-18	-53%
BURGLARY	33	17	16	94%
RESIDENCE	18	15	3	20%
NON-RESIDENCE	15	2	13	650%
LARCENY	266	250	16	6%
POCKETPICKING	3	2	1	50%
PURSE SNATCHING	4	2	2	100%
SHOPLIFTING	27	21	6	29%
FROM MOTOR VEHICLES	167	158	9	6%
MOTOR VEH. PARTS/ACCESSORIES	13	13	0	0%
BICYCLES	5	3	2	67%
FROM BUILDINGS	32	34	-2	-6%
FROM COIN OPERATED MACHINES	0	0	0	0%
ALL OTHER	15	17	-2	-12%
AUTO THEFT	29	24	5	21%
TOTAL	377	348	29	8%

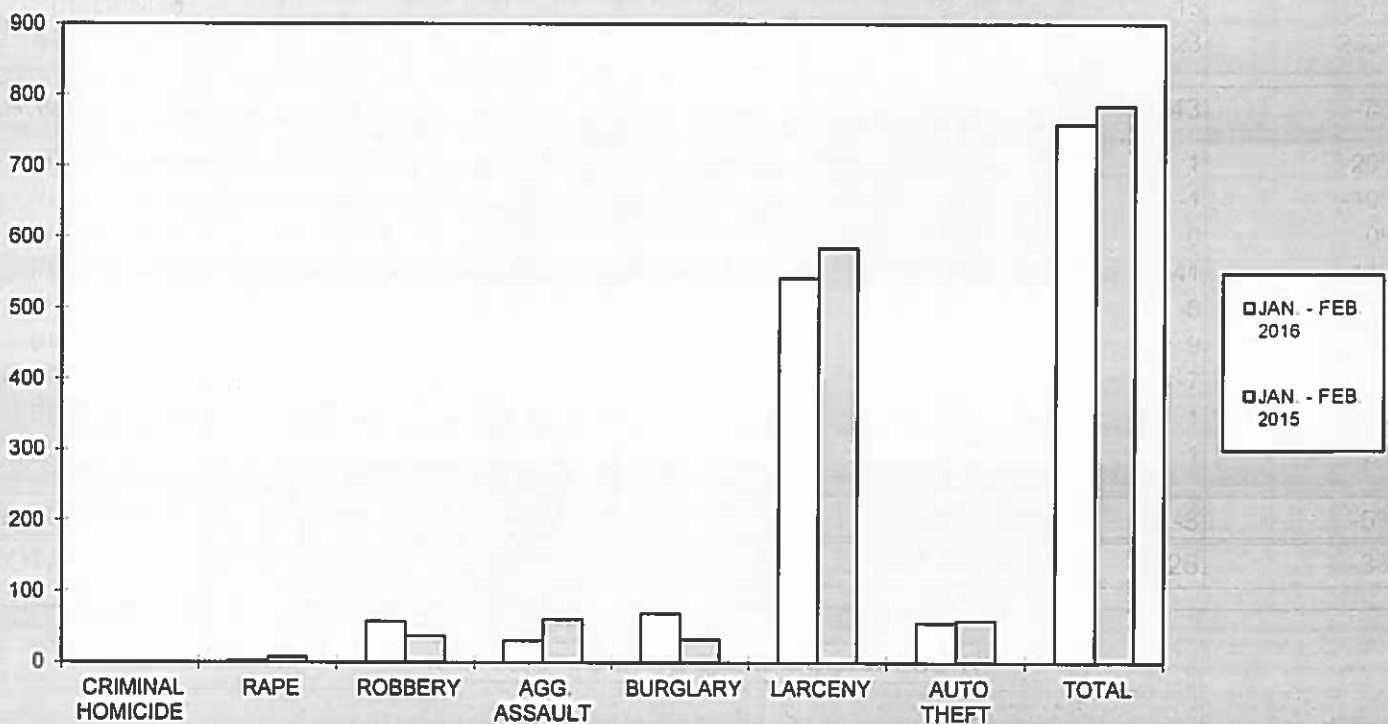


**2016
YEAR TO DATE CRIME COMPARISON**

ZONE 5

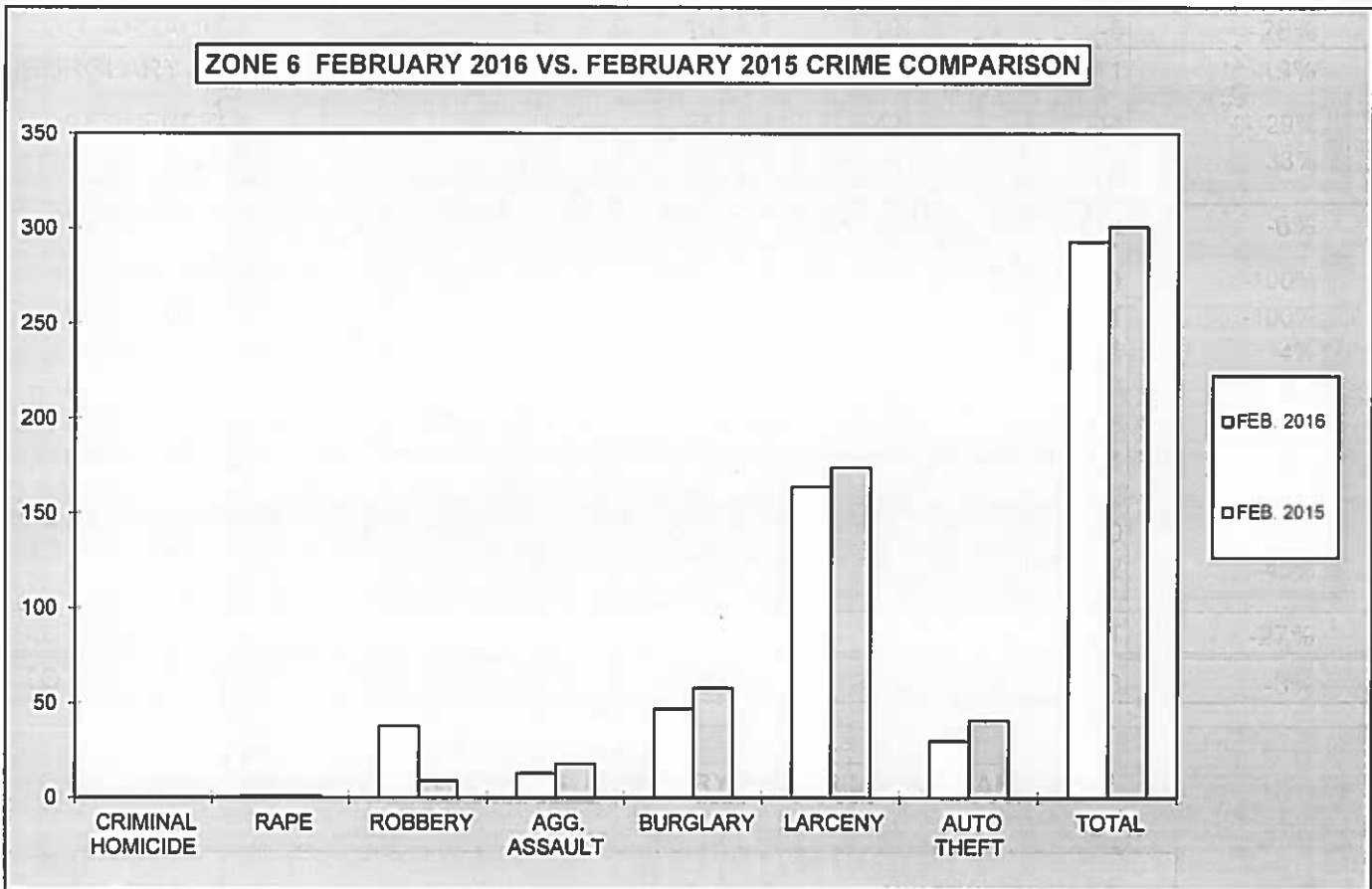
CRIME	JAN. - FEB. 2016	JAN. - FEB. 2015	# DIFFERENCE	% DIFFERENCE
CRIMINAL HOMICIDE	0	1	-1	-100%
RAPE	3	8	-5	-63%
ROBBERY	58	38	20	53%
AGG. ASSAULT	31	61	-30	-49%
BURGLARY	69	33	36	109%
RESIDENCE	36	23	13	57%
NON-RESIDENCE	33	10	23	230%
LARCENY	542	585	-43	-7%
POCKETPICKING	6	5	1	20%
PURSE SNATCHING	9	10	-1	-10%
SHOPLIFTING	46	46	0	0%
FROM MOTOR VEHICLES	327	368	-41	-11%
MOTOR VEH. PARTS/ACCESSORIES	23	29	-6	-21%
BICYCLES	18	9	9	100%
FROM BUILDINGS	69	76	-7	-9%
FROM COIN OPERATED MACHINES	1	0	1	100%
ALL OTHER	43	42	1	2%
AUTO THEFT	56	59	-3	-5%
TOTAL	759	785	-26	-3%

ZONE 5 YEAR TO DATE CRIME COMPARISON



**2016
MONTHLY CRIME COMPARISON**

ZONE 6				
CRIME	FEB. 2016	FEB. 2015	# DIFFERENCE	% DIFFERENCE
CRIMINAL HOMICIDE	0	0	0	0%
RAPE	1	1	0	0%
ROBBERY	38	9	29	322%
AGG. ASSAULT	13	18	-5	-28%
BURGLARY	47	58	-11	-19%
RESIDENCE	35	49	-14	-29%
NON-RESIDENCE	12	9	3	33%
LARCENY	164	174	-10	-6%
POCKETPICKING	0	1	-1	-100%
PURSE SNATCHING	0	1	-1	-100%
SHOPLIFTING	27	28	-1	-4%
FROM MOTOR VEHICLES	107	94	13	14%
MOTOR VEH. PARTS/ACCESSORIES	11	6	5	83%
BICYCLES	1	2	-1	-50%
FROM BUILDINGS	5	17	-12	-71%
FROM COIN OPERATED MACHINES	0	0	0	0%
ALL OTHER	13	25	-12	-48%
AUTO THEFT	30	41	-11	-27%
TOTAL	293	301	-8	-3%

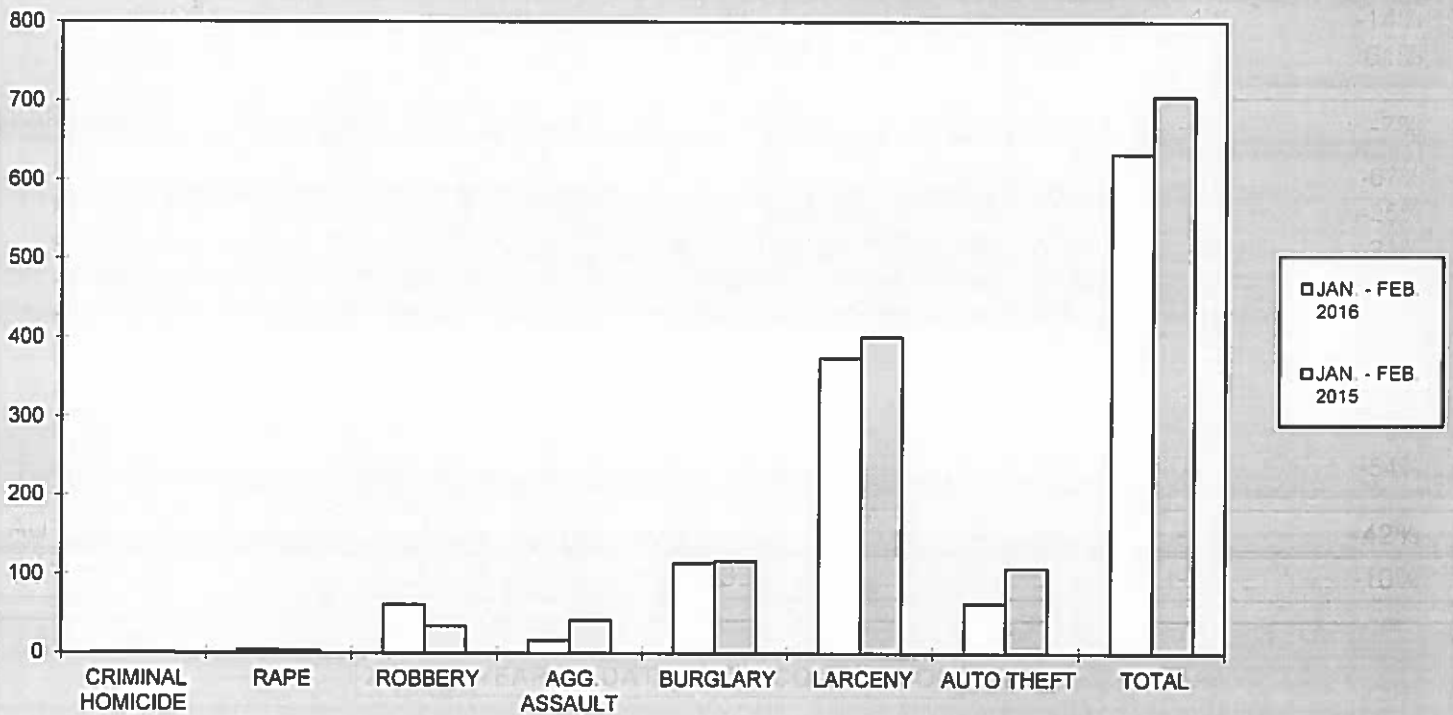


**2016
YEAR TO DATE CRIME COMPARISON**

ZONE 6

CRIME	JAN. - FEB. 2016	JAN. - FEB. 2015	# DIFFERENCE	% DIFFERENCE
CRIMINAL HOMICIDE	1	1	0	0%
RAPE	4	3	1	33%
ROBBERY	61	34	27	79%
AGG. ASSAULT	16	42	-26	-62%
BURGLARY	114	117	-3	-3%
RESIDENCE	85	99	-14	-14%
NON-RESIDENCE	29	18	11	61%
LARCENY	374	401	-27	-7%
POCKETPICKING	1	3	-2	-67%
PURSE SNATCHING	3	4	-1	-25%
SHOPLIFTING	69	57	12	21%
FROM MOTOR VEHICLES	228	216	12	6%
MOTOR VEH. PARTS/ACCESSORIES	19	26	-7	-27%
BICYCLES	7	4	3	75%
FROM BUILDINGS	21	34	-13	-38%
FROM COIN OPERATED MACHINES	0	0	0	0%
ALL OTHER	26	57	-31	-54%
AUTO THEFT	63	108	-45	-42%
TOTAL	633	706	-73	-10%

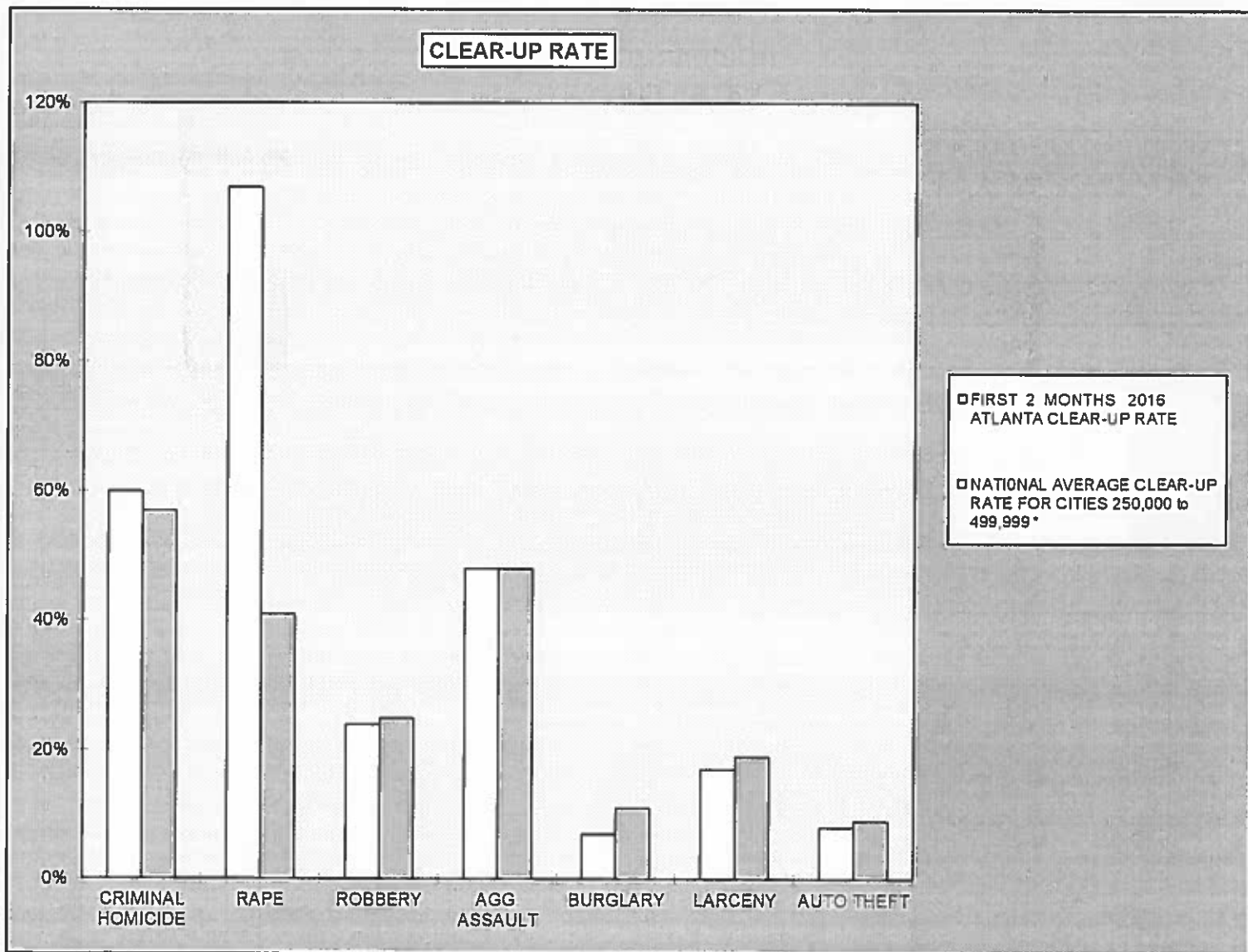
ZONE 6 YEAR TO DATE CRIME COMPARISON



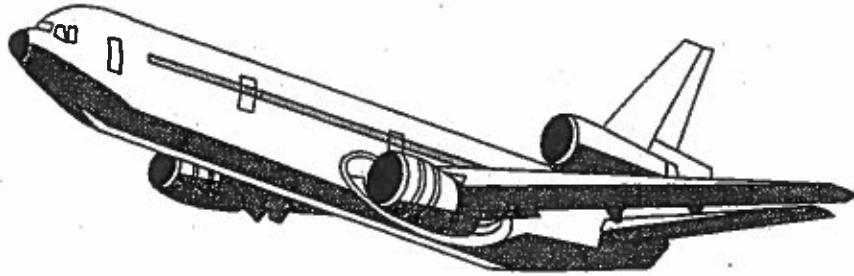
**2016
CRIME COMPARISON
CLEAR-UP RATE**

CRIME	FIRST 2 MONTHS 2016 ATLANTA CLEAR-UP RATE	NATIONAL AVERAGE CLEAR-UP RATE FOR CITIES 250,000 to 499,999 *
CRIMINAL HOMICIDE	60%	57%
RAPE	107%	41%
ROBBERY	24%	25%
AGG. ASSAULT	48%	48%
BURGLARY	7%	11%
LARCENY	17%	19%
AUTO THEFT	8%	9%

* National Average for Cities 250,000 to 499,999 Based on Latest Annual (2014) FBI Uniform Crime Report



APD



The Atlanta Airport
UNIFORM CRIME REPORTING



FEBRUARY 2016

SUPPORT SERVICES DIVISION
INFORMATION SERVICES SECTION

RETURN A - MONTHLY RETURN OF OFFENSES KNOWN TO THE POLICE

1-720b (Rev. 8-30-94)
OMB No. 1110-0001

This report is authorized by law Title 28, Section 534, U.S. Code. While you are not required to respond, your cooperation in forwarding this report by the 7th day after the close of the month to Uniform Crime Reports, Federal Bureau of Investigation, Washington, D.C. 20535, will assist in compiling comprehensive, accurate national crime figures on a timely basis.

1	2	3	4	5	6
CLASSIFICATION OF OFFENSES	OFFENSES REPORTED OR KNOWN TO POLICE (INCLUDE "UNFOUNDED" AND ATTEMPTS)	UNFOUNDED, I.E., FALSE OR BASELESS COMPLAINTS	NUMBER OF ACTUAL OFFENSES (COLUMN 2 MINUS COLUMN 3) INCLUDE ATTEMPTS	TOTAL OFFENSES CLEARED BY ARREST OR EXCEPTIONAL MEANS (INCLUDES COL. 6)	NUMBER OF CLEARANCES INVOLVING ONLY PERSONS UNDER 18 YEARS OF AGE
1. CRIMINAL HOMICIDE					
a. MURDER AND NONNEGLIGENT HOMICIDE	0	0	0	0	0
b. MANSLAUGHTER BY NEGLIGENCE					
2. FORCIBLE RAPE TOTAL	0	0	0	0	0
a. Rape by Force	0	0	0	0	0
b. Attempts to commit Forcible Rape	0	0	0	0	0
3. ROBBERY TOTAL	0	0	0	0	0
a. Firearm	0	0	0	0	0
b. Knife or Cutting Instrument	0	0	0	0	0
c. Other Dangerous Weapon	0	0	0	0	0
d. Strong-Arm (Hands, Fists, Feet, etc.)	0	0	0	0	0
4. ASSAULT TOTAL	2	0	2	2	0
a. Firearm	0	0	0	0	0
b. Knife or cutting instrument	0	0	0	0	0
c. Other Dangerous Weapon	0	0	0	0	0
d. Strong-Arm	0	0	0	0	0
e. Other Assaults - Simple, Not Aggravated	2	0	2	2	0
5. BURGLARY TOTAL	0	0	0	0	0
a. Forcible Entry	0	0	0	0	0
b. Unlawful Entry - No Force	0	0	0	0	0
c. Attempted Forcible Entry	0	0	0	0	0
6. LARCENY THEFT TOTAL (except Motor Vehicle Theft)	20	0	20	1	0
7. MOTOR VEHICLE THEFT TOTAL	3	0	3	0	0
a. Autos	3	0	3	0	0
b. Trucks and Buses	0	0	0	0	0
c. Other Vehicles	0	0	0	0	0
GRAND TOTAL	25	0	25	3	0

CHECKING ANY OF THE APPROPRIATE BLOCKS BELOW WILL ELIMINATE YOUR NEED TO SUBMIT REPORTS WHEN THE VALUES ARE ZERO. THIS WILL ALSO AID THE NATIONAL PROGRAM IN ITS QUALITY CONTROL EFFORTS.

NO SUPPLEMENTARY HOMICIDE REPORT SUBMITTED SINCE NO MURDERS, JUSTIFIABLE HOMICIDES, OR MANSLAUGHTER BY NEGLIGENCE OCCURRED IN THIS JURISDICTION DURING THE MONTH.

NO SUPPLEMENT TO RETURN A REPORT SINCE NO CRIME OFFENSES OR RECOVERY OF PROPERTY REPORTED DURING THE MONTH.

NO LAW ENFORCEMENT OFFICERS KILLED OR ASSAULTED REPORT SINCE NONE OF THE OFFICERS WERE ASSAULTED OR KILLED DURING THE MONTH.

NO AGE, SEX, AND RACE OF PERSONS ARRESTED UNDER 18 YEARS OF AGE REPORT SINCE NO ARRESTS OF PERSONS WITHIN THIS AGE GROUP.

NO AGE, SEX, AND RACE OF PERSONS ARRESTED 18 YEARS OF AGE AND OVER REPORT SINCE NO ARRESTS OF PERSONS WITHIN THIS AGE GROUP.

NO MONTHLY RETURN OF ARSON OFFENSES KNOWN TO LAW ENFORCEMENT REPORT SINCE NO ARSONS OCCURRED.

DO NOT USE THIS SPACE

INITIALS

RECORDED

EDITED

ENTERED

ADJUSTED

CORRECTED

* TOTALS INCLUDE PREVIOUS OFFENSES

FEBRUARY 2016

Month and Year of Report

GA 060240X

Agency Identifier

MARCH 10, 2016

Date

ATLANTA AIRPORT POLICE - GEORGIA

Agency and State

[Signature]
Prepared By
LIEUTENANT
Title
[Signature]
CHIEF
Chief, Commissioner, Sheriff, or Superintendent

PROPERTY STOLEN BY CLASSIFICATION

CLASSIFICATION	DATA ENTRY	Number of Actual Offenses (Column 4 Return A)	Monetary Value of Property Stolen
1. MURDER AND NONNEGLIGENT MANSLAUGHTER	12	0	\$ 0.00
2. FORCIBLE RAPE	20	0	\$ 0.00
3. ROBBERY			
(a) HIGHWAY (streets, alleys, etc.)	31	0	0.00
(b) COMMERCIAL HOUSE (except c, d, and f)	32	0	0.00
(c) GAS OR SERVICE STATION	33	0	0.00
(d) CONVENIENCE STORE	34	0	0.00
(e) RESIDENCE (anywhere on premises)	35	0	0.00
(f) BANK	36	0	0.00
(g) MISCELLANEOUS	37	0	0.00
TOTAL ROBBERY	30	0	\$ 0.00
5. BURGLARY - BREAKING OR ENTERING			
(a) RESIDENCE (dwelling)			
(1) NIGHT (6 p.m. - 6 a.m.)	51	0	0.00
(2) DAY (6 a.m. - 6 p.m.)	52	0	0.00
(3) UNKNOWN	53	0	0.00
(b) NON-RESIDENCE (store, office, etc.)			
(1) NIGHT (6 p.m. - 6 a.m.)	54	0	0.00
(2) DAY (6 a.m. - 6 p.m.)	55	0	0.00
(3) UNKNOWN	56	0	0.00
TOTAL BURGLARY	50	0	\$ 0.00
6. LARCENY - THEFT (Except Motor Vehicle Theft)			
(a) \$200 AND OVER	61	11	7,895.00
(b) \$50 TO \$200	62	1	150.00
(c) UNDER \$50	63	8	35.00
TOTAL LARCENY (Same as Item 6X)	60	20	\$ 8,080.00
7. MOTOR VEHICLE THEFT (Include Alleged Joy Ride)	70	3	\$ 57,100.00
GRAND TOTAL - ALL ITEMS	77		\$ 65,180.00
ADDITIONAL ANALYSIS OF LARCENY AND MOTOR VEHICLE THEFT			
6X. NATURE OF LARCENIES UNDER ITEM 6			
(a) POCKET-PICKING	81	0	0.00
(b) PURSE-SNATCHING	82	1	250.00
(c) SHOPLIFTING	83	0	0.00
(d) FROM MOTOR VEHICLES (except e)	84	1	0.00
(e) MOTOR VEHICLE PARTS AND ACCESSORIES	85	1	0.00
(f) BICYCLES	86	0	0.00
(g) FROM BUILDING (except c and h)	87	8	2,240.00
(h) FROM ANY COIN-OPERATED MACHINES (parking meters, etc.)	88	0	0.00
(i) ALL OTHER	89	9	5,590.00
TOTAL LARCENIES (Same as Item 6)	80	20	\$ 8,080.00
7X. MOTOR VEHICLES RECOVERED			
(a) STOLEN LOCALLY AND RECOVERED LOCALLY	91	0	
(b) STOLEN LOCALLY AND RECOVERED BY OTHER JURISDICTIONS	92	0	
(c) TOTAL LOCALLY STOLEN MOTOR VEHICLES RECOVERED (a & b)	93	0	
(d) STOLEN IN OTHER JURISDICTIONS AND RECOVERED LOCALLY	90	4	

SUPPLEMENT TO RETURN A
MONTHLY RETURN OF OFFENSES KNOWN TO THE POLICE

1-706 (Rev. 8-30-94)
Form Approved
OMB No. 1110-0007

This report is authorized by law, Title 28, Section 534, U. S. Code. While you are not required to respond, your cooperation in submitting this report with the Return A will assist the FBI in compiling comprehensive, accurate figures on a timely basis.

This form deals with the nature of crime and the monetary value of property stolen and recovered. The total offenses recorded on the form should be the same as the number of actual offenses listed in Column 4 of the Return A for each crime class. Include attempted crimes on this form, but do not include unfounded offenses. If you cannot complete the report in all areas, please record as much information as is available. Tally sheets will be sent upon request.


PROPERTY BY TYPE AND VALUE

Type of Property (1)	Data Entry	Monetary Value of Property Stolen in Your Jurisdiction	
		Stolen (2)	Recovered (3)
(A) Currency, Notes, Etc.	01	\$ 2,531.00	\$ 0.00
(B) Jewelry and Precious Metals	02	500.00	0.00
(C) Clothing and Furs	03	300.00	0.00
(D) Locally Stolen Motor Vehicles	04	57,100.00	0.00
(E) Office Equipment	05	0.00	0.00
(F) Televisions, Radios, Stereos, Etc.	06	1,900.00	0.00
(G) Firearms	07	0.00	0.00
(H) Household Goods	08	0.00	0.00
(I) Consumable Goods	09	100.00	0.00
(J) Livestock	10	0.00	0.00
(K) Miscellaneous	11	2,749.00	1.00
TOTAL	00	\$ 65,180.00	\$ 1.00


The total of this column should agree with the Grand Total (DATA ENTRY 77) shown on page 2.

Include in this column all property recovered even though stolen in prior months. The above is an accounting for only that property stolen in your jurisdiction. This will include property recovered for you by other jurisdictions, but not property you recover for them.

MARCH 10, 2016
DATE


PREPARED BY

LIEUTENANT
TITLE


CHIEF
CHIEF, COMMISSIONER, SHERIFF OR SUPERINTENDENT

FEBRUARY 2016
Month and Year of Report

GA 060240X
Agency Identifier

ATLANTA AIRPORT POLICE - GEORGIA
Agency and State

ATLANTA AIRPORT POLICE
AGE, SEX, AND RACE OF PERSONS ARRESTED
17 YEARS OF AGE AND OVER

MONTH FEBRUARY

YEAR 2016

CLASSIFICATION OF OFFENSES	SEX	AGE OF PERSON ARRESTED												TOTAL	RACE					ETHNIC																				
		17	18	19	20	21	22	23	24	30	35	40	45		50	55	60	65 UP	White	Black	Native Amer.	Asian/Pacific	Whl. Hispanic	Blck Hispanic																
Murder/Nonnegligent Manslaughter	M																																							
	F																																							
Manslaughter by Negligence	M																																							
	F																																							
Forcible Rape	M																																							
	F																																							
Robbery	M																																							
	F																																							
Aggravated Assault	M																																							
	F																																							
Burglary - Breaking or Entering	M																																							
	F																																							
Larceny - Theft (except Motor Vehicle Theft)	M																																							
	F																																							
Motor Vehicle Theft	M																																							
	F																																							
Other Assaults	M																																							
	F																																							
Arson	M																																							
	F																																							
Forgery and Counterfeiting	M																																							
	F																																							
Fraud	M																																							
	F																																							
Embezzlement	M																																							
	F																																							
Stolen Property; Buying, Receiving, Possessing	M																																							
	F																																							
Vandalism	M																																							
	F																																							
Weapons	M																																							
	F																																							

ATLANTA AIRPORT POLICE
AGE, SEX, AND RACE OF PERSONS ARRESTED
17 YEARS OF AGE AND OVER

MONTH FEBRUARY

YEAR 2016

CLASSIFICATION OF OFFENSES	SEX	AGE OF PERSON ARRESTED											RACE					ETHNIC																				
		17	18	19	20	21	22	23	24	29	30	34	35	39	40	44	45	49	50	54	55	59	60	64	65	UP	TOTAL	White	Black	Native Amer.	Asian/Pacific	Whl. Hispanic	Blck Hispanic					
16 Prostitution and Commercialized Vice	M																																					
	F																																					
17 Sex Offenses (except Rape and Prostitution)	M																																					
	F																																					
18 Drug Abuse Violations Grand Total	M	0	0	1	0	0	0	0	0	0	0	0	0	0	0	0	0	0	0	0	0	0	0	0	0	0	0	0	0	0	0	0	0	0	0	0	0	
	F	0	0	0	0	0	0	0	0	0	0	0	0	0	0	0	0	0	0	0	0	0	0	0	0	0	0	0	0	0	0	0	0	0	0	0	0	0
180 (1) Sale/Manufacturing Subtotal	M	0	0	0	0	0	0	0	0	0	0	0	0	0	0	0	0	0	0	0	0	0	0	0	0	0	0	0	0	0	0	0	0	0	0	0	0	0
	F	0	0	0	0	0	0	0	0	0	0	0	0	0	0	0	0	0	0	0	0	0	0	0	0	0	0	0	0	0	0	0	0	0	0	0	0	0
a Opium or Cocaine and their derivatives	M																																					
	F																																					
b Marijuana	M																																					
	F																																					
c Synthetic Narcotics	M																																					
	F																																					
d Other Dangerous Non-Narcotic Drugs	M																																					
	F																																					
185 (2) Possession Subtotal	M	0	0	1	0	0	0	0	0	0	0	0	0	0	0	0	0	0	0	0	0	0	0	0	0	0	0	0	0	0	0	0	0	0	0	0	0	
	F	0	0	0	0	0	0	0	0	0	0	0	0	0	0	0	0	0	0	0	0	0	0	0	0	0	0	0	0	0	0	0	0	0	0	0	0	0
e Opium or Cocaine and their derivatives	M																																					
	F																																					
f Marijuana	M																																					
	F																																					
g Synthetic Narcotics	M																																					
	F																																					
h Other Dangerous Non-Narcotic Drugs	M																																					
	F																																					
19 Gambling Total	M	0	0	0	0	0	0	0	0	0	0	0	0	0	0	0	0	0	0	0	0	0	0	0	0	0	0	0	0	0	0	0	0	0	0	0	0	
	F	0	0	0	0	0	0	0	0	0	0	0	0	0	0	0	0	0	0	0	0	0	0	0	0	0	0	0	0	0	0	0	0	0	0	0	0	0
a Bookmaking	M																																					
	F																																					
b Numbers and Lottery	M																																					
	F																																					

ATLANTA AIRPORT POLICE
AGE, SEX, AND RACE OF PERSONS ARRESTED
17 YEARS OF AGE AND OVER

MONTH FEBRUARY

YEAR 2016

CLASSIFICATION OF OFFENSES	SEX	AGE OF PERSON ARRESTED										TOTAL	RACE					ETHNIC									
		17	18	19	20	21	22	23	24	30	35		40	45	50	55	60	65	White	Black	Native Amer.	Asian/Pacific	Whi. Hispanic	Blck Hispanic			
									29	34	39		44	49	54	59	64	UP									
All Other Gambling	M																										
	F																										
Offenses Against Family And Children	M																										
	F																										
Driving Under the Influence	M																										
	F																										
Liquor Laws	M																										
	F																										
Drunkness	M																										
	F																										
Disorderly Conduct	M																										
	F																										
Vagrancy	M																										
	F																										
All Other Offenses (except Traffic)	M																										
	F																										
Suspicion	M																										
	F																										
TOTAL		0	0	1	0	1	1	1	1	5	6	4	11	7	10	16	7	5	7	14	59	0	2	0	0	0	

FEBRUARY 2016


Month and Year of Report

GA 060240X

Agency Identifier

MARCH 10, 2016

Date

 Prepared By

LIEUTENANT

Title

ATLANTA AIRPORT POLICE - GEORGIA

Agency and State

 Chief, Commissioner, Sheriff, or Superintendent

CHIEF

ATLANTA AIRPORT POLICE
AGE, SEX, AND RACE OF PERSONS ARRESTED
16 YEARS OF AGE AND UNDER

MONTH FEBRUARY

YEAR 2016

CLASSIFICATION OF OFFENSES	SEX	AGE					TOTAL	RACE					ETHNIC			
		09	1012	1314	15	16		White	Black	Native Amer.	Asian/Pacific	Whi. Hispanic	Blck Hispanic			
Murder/Nonnegligent Manslaughter	M						0									
	F						0									
Manslaughter by Negligence	M						0									
	F						0									
Forcible Rape	M						0									
	F						0									
Robbery	M						0									
	F						0									
Aggravated Assault	M						0									
	F						0									
Burglary- Breaking or Entering	M						0									
	F						0									
Larceny - Theft (except Motor Vehicle Theft)	M						0									
	F						0									
Motor Vehicle Theft	M						0									
	F						0									
Other Assaults	M						0									
	F						0									
Arson	M						0									
	F						0									
Forgery and Counterfeiting	M						0									
	F						0									
Fraud	M						0									
	F						0									
Embezzlement	M						0									
	F						0									
Stolen Property, Buying, Receiving, Possessing	M						0									
	F						0									
Vandalism	M						0									
	F						0									
Weapons	M						0									
	F						0									
Prostitution and Commercialized Vice	M						0									
	F						0									

ATLANTA AIRPORT POLICE
 AGE, SEX, AND RACE OF PERSONS ARRESTED
 16 YEARS OF AGE AND UNDER

MONTH FEBRUARY

YEAR 2016

CLASSIFICATION OF OFFENSES	SEX	AGE					TOTAL	RACE					ETHNIC					
		0 9		10 12		13 14		15		16		White	Black	Native Amer.	Asian/Pacific	Whl. Hispanic	Blck Hispanic	
		0	9	10	12	13		14	15	16								
17 Sex Offenses (except Rape and Prostitution)	M																	
	F																	
18 Drug Abuse Violations	M	0	0	0	0	0	0	0	0	0	0	0	0	0	0	0	0	
	F	0	0	0	0	0	0	0	0	0	0	0	0	0	0	0	0	
180 Grand Total	M	0	0	0	0	0	0	0	0	0	0	0	0	0	0	0	0	
	F	0	0	0	0	0	0	0	0	0	0	0	0	0	0	0	0	
(1) Sale/Manufacturing Subtotal	M																	
	F																	
a Opium or Cocaine and their Derivatives	M																	
	F																	
b Marijuana	M																	
	F																	
c Synthetic Narcotics	M																	
	F																	
d Other Dangerous Non-Narcotic Drugs	M																	
	F																	
185 (2) Possession Subtotal	M	0	0	0	0	0	0	0	0	0	0	0	0	0	0	0	0	
	F	0	0	0	0	0	0	0	0	0	0	0	0	0	0	0	0	
e Opium or Cocaine and their Derivatives	M																	
	F																	
f Marijuana	M																	
	F																	
g Synthetic Narcotics	M																	
	F																	
h Other Dangerous Non-Narcotic Drugs	M																	
	F																	
19 Gambling Total	M	0	0	0	0	0	0	0	0	0	0	0	0	0	0	0	0	
	F	0	0	0	0	0	0	0	0	0	0	0	0	0	0	0	0	
a Bookmaking	M																	
	F																	
b Numbers and Lottery	M																	
	F																	
c All Other Gambling	M																	
	F																	
20 Offenses Against Family and Children	M																	
	F																	

ATLANTA AIRPORT POLICE
AGE, SEX, AND RACE OF PERSONS ARRESTED
16 YEARS OF AGE AND UNDER

MONTH FEBRUARY

YEAR 2016

CLASSIFICATION OF OFFENSES	SEX	AGE						RACE				ETHNIC						
		09		1012		1314		15		16		TOTAL	White	Black	Native Amer.	Asian/Pacific	Wht. Hispanic	Blck Hispanic
		0	9	10	12	13	14	15	16	0	0							
Driving Under the Influence	M																	
	F																	
Liquor Laws	M																	
	F																	
Drunkenness	M																	
	F																	
Disorderly Conduct	M																	
	F																	
Vagrancy	M																	
	F																	
All Other Offenses (except Traffic)	M																	
	F																	
Suspicion	M																	
	F																	
Curfew and Loitering	M																	
	F																	
Run-Aways	M																	
	F																	
Total		0	0	0	0	0	0	0	0	0	0	0	0	0	0	0	0	0

FEBRUARY 2016

Month and Year of Report

GA 060240X

Agency Identifier

MARCH 10, 2016

Date

[Signature]
Prepared By

LIEUTENANT

ATLANTA AIRPORT POLICE - GEORGIA

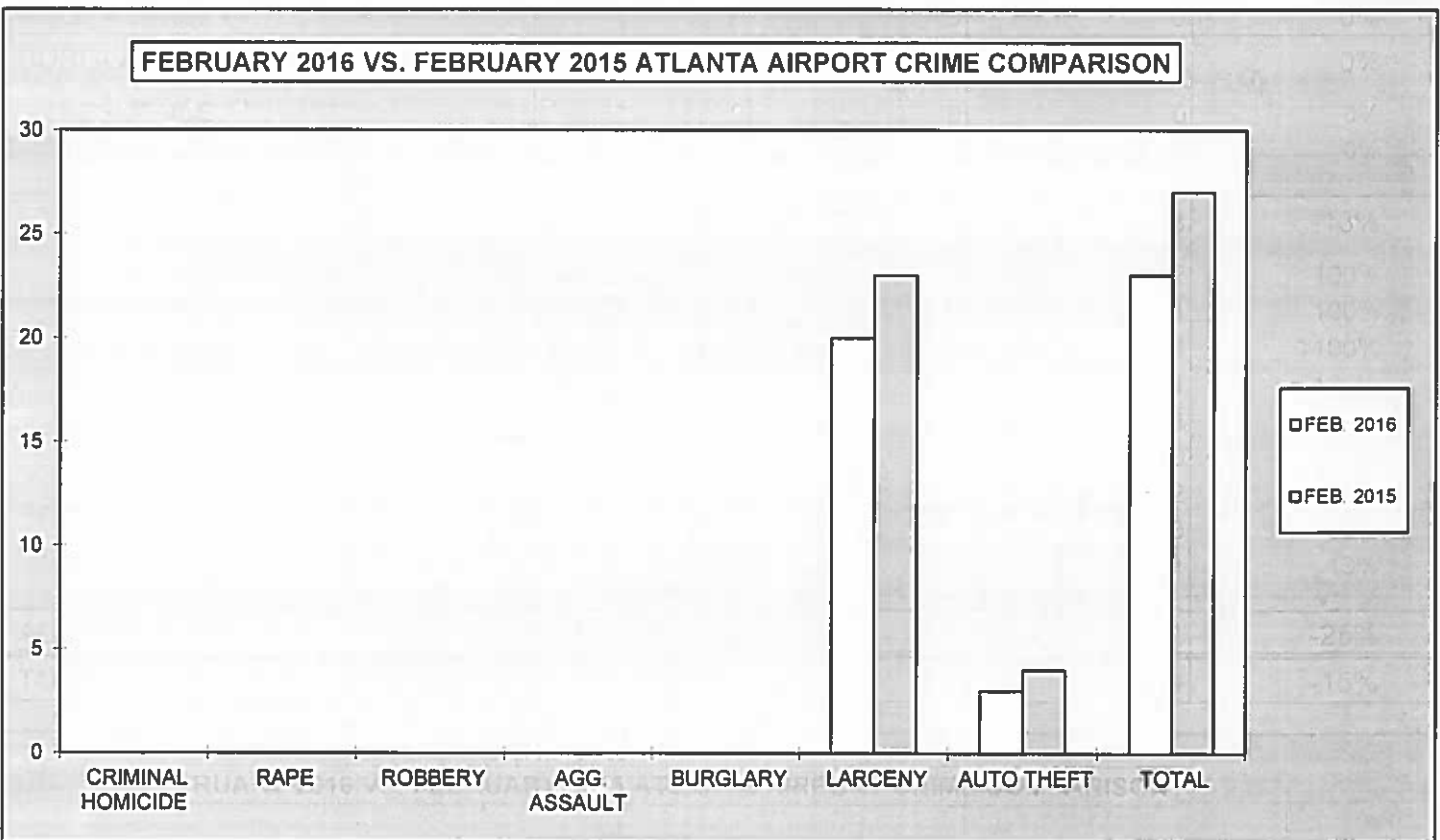
Agency and State

[Signature]
Chief, Commissioner, Sheriff, or Superintendent

CHIEF

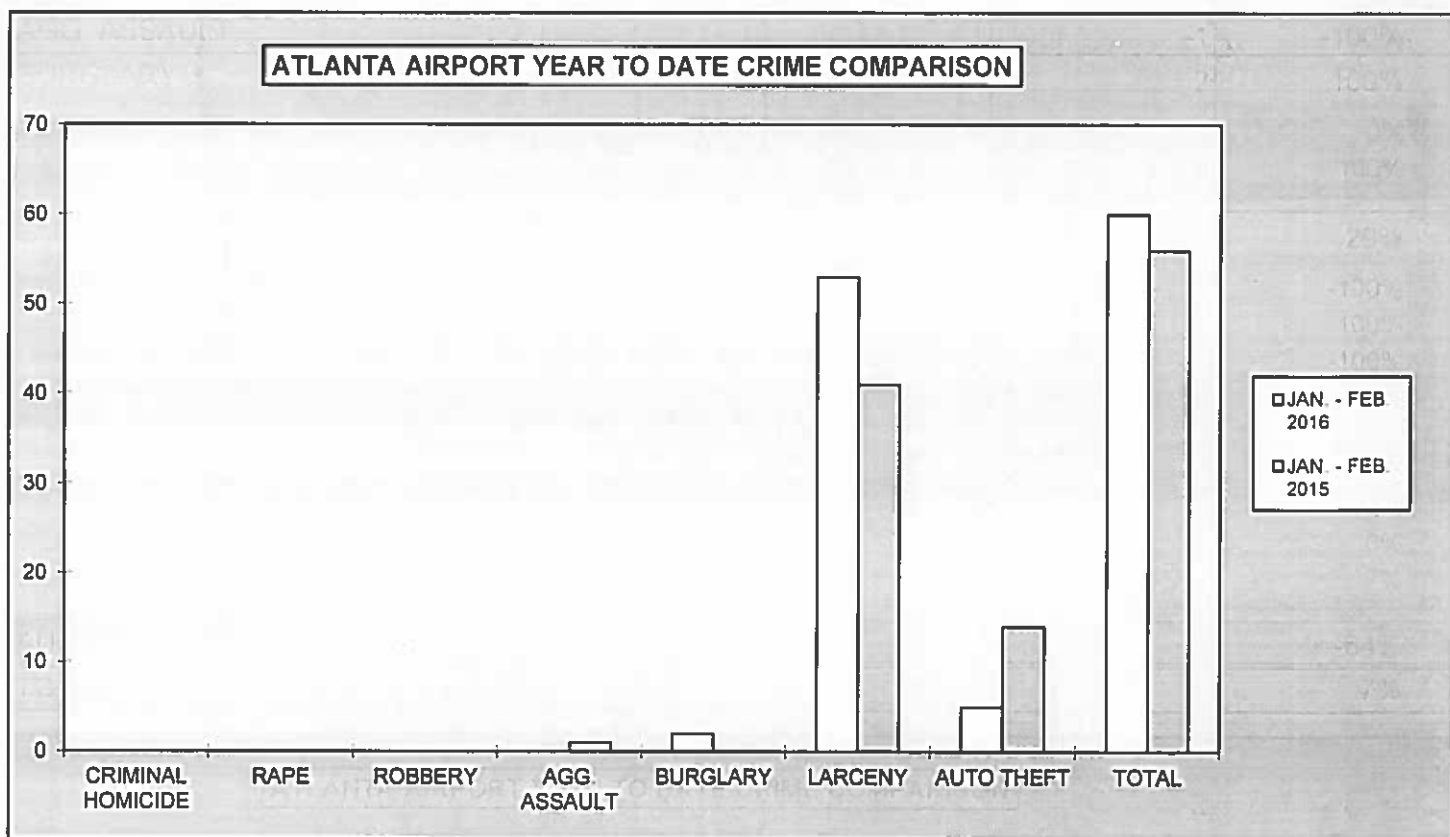
**2016
ATLANTA AIRPORT
MONTHLY CRIME COMPARISON**

CRIME	FEB. 2016	FEB. 2015	# DIFFERENCE	% DIFFERENCE
CRIMINAL HOMICIDE	0	0	0	0%
RAPE	0	0	0	0%
ROBBERY	0	0	0	0%
AGG. ASSAULT	0	0	0	0%
BURGLARY	0	0	0	0%
RESIDENCE	0	0	0	0%
NON-RESIDENCE	0	0	0	0%
LARCENY	20	23	-3	-13%
POCKETPICKING	0	2	-2	-100%
PURSE SNATCHING	1	0	1	100%
SHOPLIFTING	0	3	-3	-100%
FROM MOTOR VEHICLES	1	0	1	100%
MOTOR VEH. PARTS/ACCESSORIES	1	0	1	100%
BICYCLES	0	0	0	0%
FROM BUILDINGS	8	10	-2	-20%
FROM COIN OPERATED MACHINES	0	0	0	0%
ALL OTHER	9	8	1	13%
AUTO THEFT	3	4	-1	-25%
TOTAL	23	27	-4	-15%



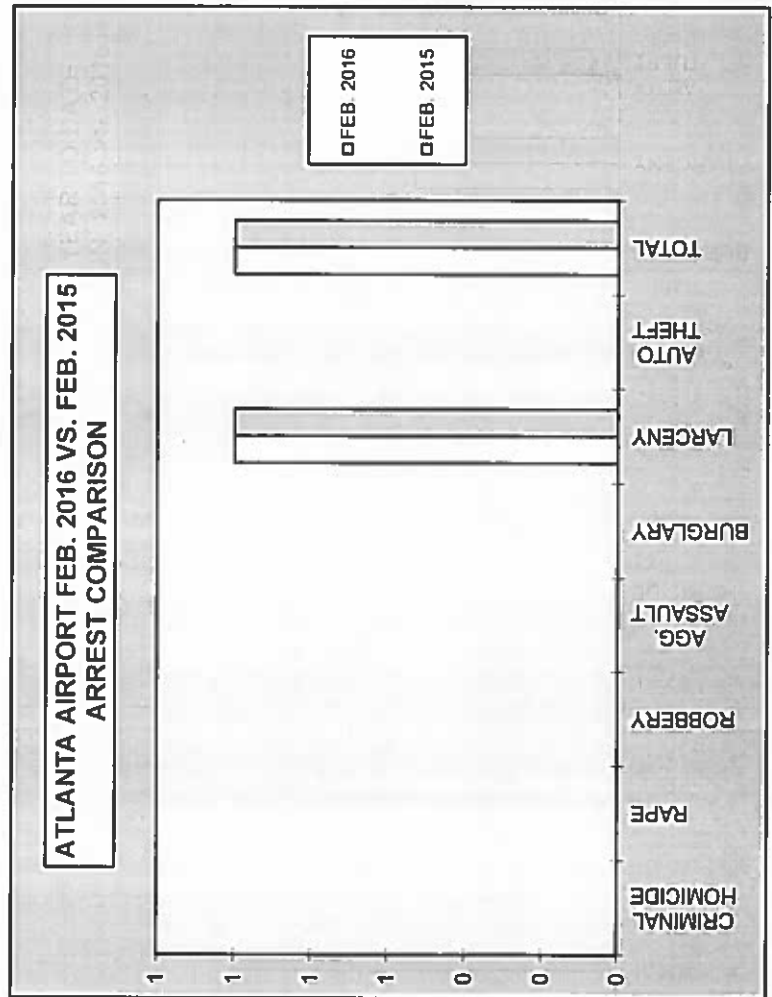
**2016
ATLANTA AIRPORT
YEAR TO DATE CRIME COMPARISON**

FIRST 2 MONTHS				
CRIME	JAN. - FEB. 2016	JAN. - FEB. 2015	# DIFFERENCE	% DIFFERENCE
CRIMINAL HOMICIDE	0	0	0	0%
RAPE	0	0	0	0%
ROBBERY	0	0	0	0%
AGG. ASSAULT	0	1	-1	-100%
BURGLARY	2	0	2	100%
RESIDENCE	0	0	0	0%
NON-RESIDENCE	2	0	2	100%
LARCENY	53	41	12	29%
POCKETPICKING	0	3	-3	-100%
PURSE SNATCHING	3	0	3	100%
SHOPLIFTING	0	3	-3	-100%
FROM MOTOR VEHICLES	5	2	3	150%
MOTOR VEH. PARTS/ACCESSORIES	7	0	7	100%
BICYCLES	0	0	0	0%
FROM BUILDINGS	22	18	4	22%
FROM COIN OPERATED MACHINES	0	0	0	0%
ALL OTHER	16	15	1	7%
AUTO THEFT	5	14	-9	-64%
TOTAL	60	56	4	7%

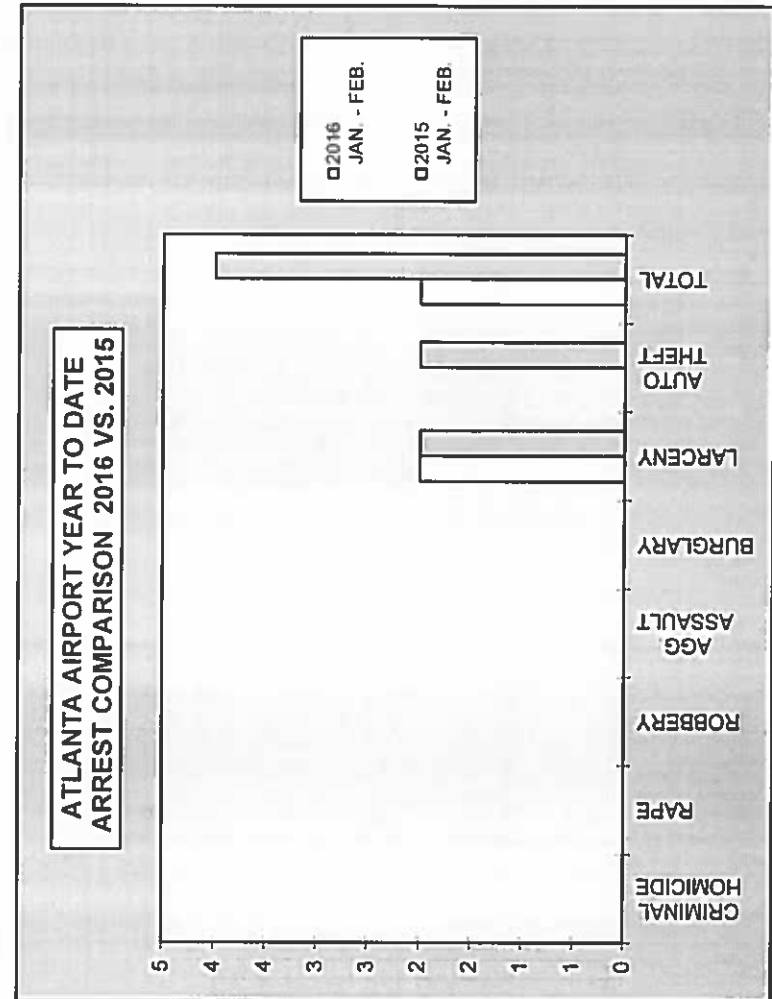


**2016
ATLANTA AIRPORT
ARREST COMPARISON**

FEBRUARY ARREST COMPARISON					
CRIME	FEB. 2016	FEB. 2015	# DIFFERENCE	% DIFFERENCE	
CRIMINAL HOMICIDE	0	0	0	0%	
RAPE	0	0	0	0%	
ROBBERY	0	0	0	0%	
AGG. ASSAULT	0	0	0	0%	
BURGLARY	0	0	0	0%	
LARCENY	1	1	0	0%	
AUTO THEFT	0	0	0	0%	
TOTAL	1	1	0	0%	



FIRST 2 MONTHS ARREST COMPARISON					
CRIME	2016 JAN. - FEB.	2015 JAN. - FEB.	# DIFFERENCE	% DIFFERENCE	
CRIMINAL HOMICIDE	0	0	0	0%	
RAPE	0	0	0	0%	
ROBBERY	0	0	0	0%	
AGG. ASSAULT	0	0	0	0%	
BURGLARY	0	0	0	0%	
LARCENY	2	2	0	0%	
AUTO THEFT	0	2	-2	-100%	
TOTAL	2	4	-2	-50%	



**2016
ATLANTA AIRPORT
CLEAR-UP RATE**

CRIME	ATLANTA AIRPORT FEB. 2016 CLEAR-UP RATE	ATLANTA AIRPORT FEB. 2015 CLEAR-UP RATE
CRIMINAL HOMICIDE	0%	0%
RAPE	0%	0%
ROBBERY	0%	0%
AGG. ASSAULT	0%	0%
BURGLARY	0%	0%
LARCENY	5%	9%
AUTO THEFT	0%	0%

