

FBI UNIFORM CRIME REPORTING

ATLANTA POLICE DEPARTMENT

226 PEACHTREE STREET, SW

ATLANTA, GEORGIA 30303



APRIL 2016

SUPPORT SERVICES DIVISION
INFORMATION SERVICES SECTION

TABLE OF CONTENTS

	Page
U. C. R. COMPARATIVE CRIME REPORT -----	1
RETURN A - MONTHLY RETURN OF OFFENSES KNOWN TO THE POLICE -----	2
PROPERTY STOLEN BY CLASSIFICATION -----	3
	3a
LAW ENFORCEMENT OFFICERS KILLED OR ASSAULTED -----	4
MONTHLY RETURN OF ARSON OFFENSES KNOWN TO LAW ENFORCEMENT -----	5
POLICE DISPOSITION OF JUVENILES -----	6
SUPPLEMENTARY HOMICIDE REPORT -----	7
SEX AND RACE OF PERSONS ARRESTED -----	8
	8a-8e
HOMICIDE COMPARISON REPORT -----	9
HOMICIDE BREAKDOWN REPORT -----	10
SEVEN MAJOR CRIMES - MONTHLY CRIME COMPARISON -----	11
SEVEN MAJOR CRIMES - YEAR TO DATE CRIME COMPARISON -----	12
SEVEN MAJOR CRIMES ARREST MONTHLY AND YEAR TO DATE COMPARISON -----	13
CRIMES AGAINST PERSONS MONTHLY AND YEAR TO DATE COMPARISON -----	14
CRIMES AGAINST PROPERTY MONTHLY AND YEAR TO DATE COMPARISON -----	15
CRIMES AGAINST PERSONS & PROPERTY MONTHLY COMPARISON BY ZONES -----	16
CRIMES AGAINST PERSONS & PROPERTY YEAR TO DATE COMPARISON BY ZONES ----	17
SEVEN MAJOR CRIMES MONTHLY CRIME COMPARISON BY ZONES -----	18
SEVEN MAJOR CRIMES - YEAR TO DATE CRIME COMPARISON BY ZONES -----	19
SEVEN MAJOR CRIMES - MONTHLY CRIME COMPARISON - ZONE 1 -----	20
SEVEN MAJOR CRIMES - YEAR TO DATE CRIME COMPARISON - ZONE 1 -----	21
SEVEN MAJOR CRIMES - MONTHLY CRIME COMPARISON - ZONE 2 -----	22
SEVEN MAJOR CRIMES - YEAR TO DATE CRIME COMPARISON - ZONE 2 -----	23
SEVEN MAJOR CRIMES - MONTHLY CRIME COMPARISON - ZONE 3 -----	24
SEVEN MAJOR CRIMES - YEAR TO DATE CRIME COMPARISON - ZONE 3 -----	25
SEVEN MAJOR CRIMES - MONTHLY CRIME COMPARISON - ZONE 4 -----	26
SEVEN MAJOR CRIMES - YEAR TO DATE CRIME COMPARISON - ZONE 4 -----	27
SEVEN MAJOR CRIMES - MONTHLY CRIME COMPARISON - ZONE 5 -----	28
SEVEN MAJOR CRIMES - YEAR TO DATE CRIME COMPARISON - ZONE 5 -----	29
SEVEN MAJOR CRIMES - MONTHLY CRIME COMPARISON - ZONE 6 -----	30
SEVEN MAJOR CRIMES - YEAR TO DATE CRIME COMPARISON - ZONE 6 -----	31
CLEAR-UP RATE COMPARISON -----	32
ATLANTA AIRPORT -----	33
RETURN A - MONTHLY RETURN OF OFFENSES KNOWN TO THE POLICE -----	34
PROPERTY STOLEN BY CLASSIFICATION -----	35
	35a
SEX AND RACE OF PERSONS ARRESTED -----	36
	36a-36e
SEVEN MAJOR CRIMES - MONTHLY CRIME COMPARISON -----	37
SEVEN MAJOR CRIMES - YEAR TO DATE CRIME COMPARISON -----	38
SEVEN MAJOR CRIMES ARREST MONTHLY AND YEAR TO DATE COMPARISON -----	39
CLEAR-UP RATE COMPARISON -----	40

APRIL 2016
U.C.R. COMPARATIVE CRIME REPORT
SUPPORT SERVICES DIVISION
INFORMATION SERVICES SECTION

	APRIL 2016		APRIL 2015		COMPARATIVE ACTUAL	% CHANGE ACTUAL	COMPARATIVE CLEARED	% CHANGE CLEARED
	ACTUAL	CLEARED	ACTUAL	CLEARED				
MURDER	8	8	9	6	-1	-11%	2	33%
RAPE	7	6	12	6	-5	-42%	0	0%
ROBBERY	171	32	134	28	37	28%	4	14%
AGG. ASSAULT	199	118	281	145	-82	-29%	-27	-19%
BURGLARY - RESIDENCE	252		307		-55	-18%		
BURGLARY - NON-RESIDENCE	70	26	68	25	2	3%	1	4%
LARCENY - \$200 AND OVER	245		238		7	3%		
LARCENY - \$50 TO \$199	61	219	75	252	-14	-19%	-33	-13%
LARCENY - UNDER \$50	945		847		98	12%		
AUTO THEFT	375	31	329	20	46	14%	11	55%
TOTAL	2,333		2,300		33	1%		
AUTOS RECOVERED	162		69		93	135%		

	2016 JANUARY - APRIL		2015 JANUARY - APRIL		COMPARATIVE ACTUAL	% CHANGE ACTUAL	COMPARATIVE CLEARED	% CHANGE CLEARED
	ACTUAL	CLEARED	ACTUAL	CLEARED				
MURDER	32	26	29	16	3	10%	10	63%
RAPE	39	32	49	28	-10	-20%	4	14%
ROBBERY	764	182	600	144	164	27%	38	26%
AGG. ASSAULT	772	394	970	532	-198	-20%	-138	-26%
BURGLARY - RESIDENCE	1,106		1,205		-99	-8%		
BURGLARY - NON-RESIDENCE	313	113	226	135	87	38%	-22	-16%
LARCENY - \$200 AND OVER	921		1,025		-104	-10%		
LARCENY - \$50 TO \$199	243	804	303	991	-60	-20%	-187	-19%
LARCENY - UNDER \$50	3,616		3,446		170	5%		
AUTO THEFT	1,241	115	1,326	77	-85	-6%	38	49%
TOTAL	9,047		9,179		-132	-1%		
AUTOS RECOVERED	345		280		65	23%		

RETURN A - MONTHLY RETURN OF OFFENSES KNOWN TO THE POLICE

1-720b (Rev. 8-30-94)
OMB No. 1110-0001

This report is authorized by law Title 28, Section 534, U.S. Code. While you are not required to respond, your cooperation in forwarding this report by the 7th day after the close of the month to Uniform Crime Reports, Federal Bureau of Investigation, Washington, D.C. 20535, will assist in compiling comprehensive, accurate national crime figures on a timely basis

1	2	3	4	5	6
CLASSIFICATION OF OFFENSES	OFFENSES REPORTED OR KNOWN TO POLICE (INCLUDE "UNFOUNDED" AND ATTEMPTS)	UNFOUNDED, I.E., FALSE OR BASELESS COMPLAINTS	NUMBER OF ACTUAL OFFENSES (COLUMN 2 MINUS COLUMN 3) INCLUDE ATTEMPTS	TOTAL OFFENSES CLEARED BY ARREST OR EXCEPTIONAL MEANS (INCLUDES COL. 8)	NUMBER OF CLEARANCES INVOLVING ONLY PERSONS UNDER 18 YEARS OF AGE
1. CRIMINAL HOMICIDE					
a. MURDER AND NONNEGLIGENT HOMICIDE	10	2	8	8	1
b. MANSLAUGHTER BY NEGLIGENCE					
2. FORCIBLE RAPE TOTAL	8	1	7	6	0
a. Rape by Force	8	1	7	6	0
b. Attempts to commit Forcible Rape	0	0	0	0	0
3. ROBBERY TOTAL	172	1	171	32	2
a. Firearm	134	1	133	22	1
b. Knife or Cutting Instrument	2	0	2	0	0
c. Other Dangerous Weapon	4	0	4	1	0
d. Strong-Arm (Hands, Fists, Feet, etc.)	32	0	32	9	1
4. ASSAULT TOTAL	578	7	571	323	10
a. Firearm	98	1	97	49	2
b. Knife or cutting instrument	30	0	30	28	3
c. Other Dangerous Weapon	60	4	56	35	2
d. Strong-Arm	17	1	16	6	0
e. Other Assaults - Simple, Not Aggravated	373	1	372	205	3
5. BURGLARY TOTAL	328	6	322	26	2
a. Forcible Entry	257	1	256	21	2
b. Unlawful Entry - No Force	59	3	56	2	0
c. Attempted Forcible Entry	12	2	10	3	0
6. LARCENY THEFT TOTAL (except Motor Vehicle Theft)	1,264	13	1,251	219	8
7. MOTOR VEHICLE THEFT TOTAL	398	23	375	31	9
a. Autos	350	23	327	28	9
b. Trucks and Buses	17	0	17	2	0
c. Other Vehicles	31	0	31	1	0
GRAND TOTAL	2,758	53	2,705	645	32

CHECKING ANY OF THE APPROPRIATE BLOCKS BELOW WILL ELIMINATE YOUR NEED TO SUBMIT REPORTS WHEN THE VALUES ARE ZERO. THIS WILL ALSO AID THE NATIONAL PROGRAM IN ITS QUALITY CONTROL EFFORTS.

- NO SUPPLEMENTARY HOMICIDE REPORT SUBMITTED SINCE NO MURDERS, JUSTIFIABLE HOMICIDES, OR MANSLAUGHTER BY NEGLIGENCE OCCURRED IN THIS JURISDICTION DURING THE MONTH.
- NO SUPPLEMENT TO RETURN A REPORT SINCE NO CRIME OFFENSES OR RECOVERY OF PROPERTY REPORTED DURING THE MONTH.
- NO LAW ENFORCEMENT OFFICERS KILLED OR ASSAULTED REPORT SINCE NONE OF THE OFFICERS WERE ASSAULTED OR KILLED DURING THE MONTH.

- NO AGE, SEX, AND RACE OF PERSONS ARRESTED UNDER 18 YEARS OF AGE REPORT SINCE NO ARRESTS OF PERSONS WITHIN THIS AGE GROUP.
- NO AGE, SEX, AND RACE OF PERSONS ARRESTED 18 YEARS OF AGE AND OVER REPORT SINCE NO ARRESTS OF PERSONS WITHIN THIS AGE GROUP.
- NO MONTHLY RETURN OF ARSON OFFENSES KNOWN TO LAW ENFORCEMENT REPORT SINCE NO ARSONS OCCURRED.

DO NOT USE THIS SPACE

	INITIALS
RECORDED	
EDITED	
ENTERED	
ADJUSTED	
CHECKED	

* TOTALS INCLUDE PREVIOUS OFFENSES

APRIL 2016

Month and Year of Report

GAAPD 0000

Agency Identifier

MAY 18, 2016

Date

ATLANTA POLICE DEPARTMENT - GEORGIA

Agency and State

J. Anderson
Prepared By
G. Turner
Chief, Commissioner, Sheriff, or Superintendent

LIEUTENANT
Title

CHIEF
Title

PROPERTY STOLEN BY CLASSIFICATION

CLASSIFICATION	DATA ENTRY	Number of Actual Offenses (Column 4 Return A)	Monetary Value of Property Stolen
1. MURDER AND NONNEGLIGENT MANSLAUGHTER	12	8	\$ 0.00
2. FORCIBLE RAPE	20	7	\$ 0.00
3. ROBBERY			
(a) HIGHWAY (streets, alleys, etc.)	31	134	23,599.00
(b) COMMERCIAL HOUSE (except c, d, and f)	32	15	51,864.00
(c) GAS OR SERVICE STATION	33	0	0.00
(d) CONVENIENCE STORE	34	1	2,300.00
(e) RESIDENCE (anywhere on premises)	35	13	1,948.00
(f) BANK	36	0	0.00
(g) MISCELLANEOUS	37	8	1,895.00
TOTAL ROBBERY	30	171	\$ 81,606.00
5. BURGLARY - BREAKING OR ENTERING			
(a) RESIDENCE (dwelling)			
(1) NIGHT (6 p.m. - 6 a.m.)	51	91	139,134.00
(2) DAY (6 a.m. - 6 p.m.)	52	161	146,434.00
(3) UNKNOWN	53	0	0.00
(b) NON-RESIDENCE (store, office, etc.)			
(1) NIGHT (6 p.m. - 6 a.m.)	54	44	39,373.00
(2) DAY (6 a.m. - 6 p.m.)	55	26	13,503.00
(3) UNKNOWN	56	0	0.00
TOTAL BURGLARY	50	322	\$ 338,444.00
6. LARCENY - THEFT (Except Motor Vehicle Theft)			
(a) \$200 AND OVER	61	245	466,044.00
(b) \$50 TO \$200	62	61	6,201.00
(c) UNDER \$50	63	945	2,431.00
TOTAL LARCENY (Same as Item 6X)	60	1,251	\$ 474,676.00
7. MOTOR VEHICLE THEFT (Include Alleged Joy Ride)	70	375	\$ 212,860.00
GRAND TOTAL - ALL ITEMS	77	1,107,586.00	\$ 1,107,586.00
<u>ADDITIONAL ANALYSIS OF LARCENY AND MOTOR VEHICLE THEFT</u>			
6X. NATURE OF LARCENIES UNDER ITEM 6			
(a) POCKET-PICKING	81	5	1,403.00
(b) PURSE-SNATCHING	82	24	2,757.00
(c) SHOPLIFTING	83	224	61,101.00
(d) FROM MOTOR VEHICLES (except e)	84	649	300,455.00
(e) MOTOR VEHICLE PARTS AND ACCESSORIES	85	83	8,381.00
(f) BICYCLES	86	29	3,173.00
(g) FROM BUILDING (except c and h)	87	112	77,054.00
(h) FROM ANY COIN-OPERATED MACHINES (parking meters, etc.)	88	4	402.00
(i) ALL OTHER	89	121	19,950.00
TOTAL LARCENIES (Same as Item 6)	80	1,251	\$ 474,676.00
7X. MOTOR VEHICLES RECOVERED			
(a) STOLEN LOCALLY AND RECOVERED LOCALLY	91	161	
(b) STOLEN LOCALLY AND RECOVERED BY OTHER JURISDICTIONS	92	1	
(c) TOTAL LOCALLY STOLEN MOTOR VEHICLES RECOVERED (a & b)	93	162	
(d) STOLEN IN OTHER JURISDICTIONS AND RECOVERED LOCALLY	90	N/A	

SUPPLEMENT TO RETURN A
MONTHLY RETURN OF OFFENSES KNOWN TO THE POLICE

1-706 (Rev 8-30-94)
Form Approved
OMB No. 1110-0007

This report is authorized by law, Title 28, Section 534, U. S. Code. While you are not required to respond, your cooperation in submitting this report with the Return A will assist the FBI in compiling comprehensive, accurate figures on a timely basis.

This form deals with the nature of crime and the monetary value of property stolen and recovered. The total offenses recorded on the form should be the same as the number of actual offenses listed in Column 4 of the Return A for each crime class. Include attempted crimes on this form, but do not include unfounded offenses. If you cannot complete the report in all areas, please record as much information as is available. Tally sheets will be sent upon request.

PROPERTY BY TYPE AND VALUE

Type of Property (1)	Data Entry	Monetary Value of Property Stolen in Your Jurisdiction	
		Stolen (2)	Recovered (3)
(A) Currency, Notes, Etc.	01	\$ 156,557.00	\$ 0.00
(B) Jewelry and Precious Metals	02	167,082.00	0.00
(C) Clothing and Furs	03	118,748.00	0.00
(D) Locally Stolen Motor Vehicles	04	212,860.00	102,087.00
(E) Office Equipment	05	10,022.00	0.00
(F) Televisions, Radios, Stereos, Etc.	06	238,604.00	1.00
(G) Firearms	07	7,038.00	0.00
(H) Household Goods	08	10,072.00	0.00
(I) Consumable Goods	09	4,727.00	0.00
(J) Livestock	10	0.00	0.00
(K) Miscellaneous	11	181,876.00	1.00
TOTAL	00	\$ 1,107,586.00	\$ 102,089.00

The total of this column should agree with the Grand Total (DATA ENTRY 77) shown on page 2.

Include in this column all property recovered even though stolen in prior months. The above is an accounting for only that property stolen in your jurisdiction. This will include property recovered for you by other jurisdictions, but not property you recover for them.

DATE MAY 19, 2016
 PREPARED BY *[Signature]* LIEUTENANT
 TITLE
[Signature] CHIEF
 CHIEF, COMMISSIONER, SHERIFF OR SUPERINTENDENT

APRIL 2016
Month and Year of Report

GAAPD 0000
Agency Identifier

ATLANTA POLICE DEPARTMENT - GEORGIA
Agency and State

LAW ENFORCEMENT OFFICERS KILLED OR ASSAULTED

It is requested this report be completed and transmitted with monthly crime reports to: Director, Federal Bureau of Investigation, Uniform Crime Reports, Washington, D. C. 20535. This form should be used to report the number of your officers who were assaulted or killed in the line of duty during the month. Additional information concerning officers killed will be requested by a separate questionnaire.

OFFICERS KILLED	
Number of your law enforcement officers killed in the line of duty this month.	By felonious act <u>0</u>
	By accident or negligence <u>0</u>

Officers Assaulted (Do not include officers killed) - See other side for instructions.

Type of Activity	Total Assaults by Weapon A	Type of Weapon				Two-Officer Vehicle F	Type of Assignment						Police Assaults Cleared M
		Firearm B	Knife or Other Cutting Instrument C	Other Dangerous Weapon D	Hands, Fists, Feet, etc. E		One-Officer Vehicle		Detective or Special Assign.		Other		
							Alone G	As-sisted H	Alone I	As-sisted J	Alone K	As-sisted L	
1. Responding to "Disturbance" calls (family quarrels, man with gun, etc.)	0												
2. Burglaries in progress or pursuing burglary suspects	0												
3. Robberies in progress or pursuing robbery suspects	0												
4. Attempting other arrests	0												
5. Civil disorder (riot, mass disobedience)	0												
6. Handling, transporting, custody of prisoners	6				6		1	4			1		6
7. Investigating suspicious persons or circumstances	0												
8. Ambush - no warning	0												
9. Mentally deranged	0												
10. Traffic pursuits and stops	0												
11. All Other	0												
12. TOTAL (1-11)	6	0	0	0	6	0	1	4	0	0	1	0	6
13. Number with personal injury	0												
14. Number without personal injury	6				6								
15. Time of assaults													
AM	1												
PM			1		4								

DO NOT WRITE HERE

Recorded	Initials
Edited	
Punched	
Verified	
Adjusted	
DOJ/FBI	

APRIL 2016
Month and Year
ATLANTA POLICE DEPARTMENT
Agency

GAAPD 0000
Agency Identifier
GEORGIA
State

J. [Signature]
Prepared By
H. [Signature]
Chief, Sheriff, Commissioner, Superintendent

LIEUTENANT
Title
CHIEF

MONTHLY RETURN OF ARSON OFFENSES KNOWN TO LAW ENFORCEMENT

DO-73 (2-11-82)
Form Approved
OMB No. 1110-0008

This report is authorized by law Title 28, Section 534, United States Code, and the enactment of the fiscal year 1979, Department of Justice Authorization Bill S. 3151. While you are not required to respond, your cooperation in using this form to report all incidents of arson which become known to your department during the month will assist the FBI in compiling comprehensive, accurate data on a timely basis. Instructions appear on reverse side.

1	2	3	4	5	6	7	8
PROPERTY CLASSIFICATION	Offenses Reported or Known to Police (Include Unfounded and Attempts)	Unfounded, i.e. False or Baseless Complaints	Number of Actual Offenses (Column 2 Minus Column 3 (Include Attempts))	Total Offenses Cleared by Arrest or Exceptional Means (Include Column 6)	Number of Clearances Involving Only Persons Under 18 Years of Age	Offenses Where Structures Uninhabited, Abandoned, or not Normally in Use	Estimated Value of Property Damage
STRUCTURAL							
A. Single Occupancy Residential: Houses, Townhouses, Duplexes, etc.	7	5	2			1	\$ 250,200.
B. Other Residential: Apartments, Tenements, Flats, Hotels, Motels, Inns, Dormitories, Boarding Houses, etc.	5	4	1			1	\$ 10,000.
C. Storage: Barns, Garages, Warehouses, etc.							\$
D. Industrial/Manufacturing							\$
E. Other Commercial: Stores, Restaurants, Offices, etc.	2		2			2	\$ 25,100.
F. Community/Public: Churches, Jails, Schools, Colleges, Hospitals, etc.							\$
G. All Other Structure: Out Buildings, Monuments, Buildings Under Construction, etc.							\$
TOTAL STRUCTURE	14	9	5			4	\$ 285,300.
MOBILE							
H. Motor Vehicles: Automobiles, Trucks, Buses, Motorcycles, etc.: UCR Definition	1		1				\$ 10,000.
I. Other Mobile Property: Trailers, Recreational Vehicles, Airplanes, Boats, etc.							\$
TOTAL MOBILE	1		1				\$ 10,000.
J. TOTAL OTHER: Crops, Timber, Fences, Signs, etc.							\$
GRAND TOTAL	15	9	6			4	\$ 295,300.

Agency Identifier: GAAPD 0000 Month: APRIL 2016
 Agency: ATLANTA POLICE DEPARTMENT State: GEORGIA
 Prepared by: *[Signature]* LIEUTENANT
 Chief, Commissioner, Sheriff, or Superintendent: CHIEF

DO NOT WRITE HERE	
Recorded	
Edited	
Entered	
Adjusted	
Corres.	

AGENCY IDENTIFIER GAAPD 0000 REPORTING PERIOD APRIL 2016

AGENCY NAME ATLANTA POLICE DEPARTMENT

POLICE DISPOSITION OF JUVENILES

-Not to include neglect or traffic cases-

- 1. Handled within Department and released.
(Warning, released to parents, etc.)
- 2. Referred to juvenile court or probation department.
- 3. Referred to welfare agency.
- 4. Referred to other police agency.
- 5. Referred to criminal or adult court.

_____ 72 _____

_____ 72 _____

TOTAL

MAY 19, 2016

DATE

J. [Signature]

PREPARED BY

LIEUTENANT

TITLE

H. [Signature]

APPROVED BY

CHIEF

TITLE

GCIC USE ONLY

Recorded	_____
Reviewed	_____
Punched	_____
Verified	_____

RETURN TO
 Georgia Crime Information Center/Uniform Crime Reporting
 P. O. Box 1456
 Atlanta, Georgia 30301

Return on or before the 7th of the following month.

GCIC/UCR-012 (9/74)

SUPPLEMENTARY HOMICIDE REPORT

This report is authorized by law Title 28, Section 534, United States Code. While you are not required to respond, your cooperation in using this form to list data pertaining to all homicides reported on your Return A will assist the FBI in compiling comprehensive, accurate data regarding this important classification on a timely basis.

1a. Murder and Nonnegligent Manslaughter

List below specific information for all offenses shown in item 1a of the monthly Return A. In addition, list all justifiable killings of felons by a citizen or by a peace officer in the line of duty. A brief explanation in the circumstances column regarding unfounded homicide offenses will aid the national Uniform Crime Reporting Program in editing the reports.

Incident	Situation*	Victim**				Offender**			Data Code		Weapon Used (Handgun, Rifle, Shotgun, Club, Poison, etc.)	Relationship of Victim to Offender (Husband, Wife, Son, Father, Acquaintance, Neighbor, Stranger, etc.)	Circumstances (Victim shot by robber, robbery victim shot robber, killed by patron during barroom brawl, etc.)	
		Age	Sex	Race	Ethnicity	Age	Sex	Race	Ethnicity	Do Not Write In These Spaces				
	B	47	M	B	N						HANDGUN	UNKNOWN	OTHER	
	A	42	M	B	N	36	M	B	N		HANDGUN	FRIEND	OTHER ARGUMENTS	
	B	19	M	B	N						HANDGUN	UNKNOWN	OTHER	
	A	70	M	B	N	17	M	B	N		HANDGUN - 9 MM	ACQUAINTANCE	ROBBERY	
	A	18	M	B	N	28	M	B	N		HANDGUN	ACQUAINTANCE	OTHER ARGUMENTS	
	B	24	M	B	N						HANDGUN - 40 CAL.	UNKNOWN	OTHER	
	B	45	M	B	N						HANDGUN - 45 CAL.	UNKNOWN	OTHER	
	A	28	M	B	N	27	M	B	N		HANDGUN	STRANGER	OTHER - SENSELESS KILLING	
	A	27	M	B	N	28	M	B	N		HANDGUN	STRANGER	FELON KILLED BY PRIVATE CITIZEN *	
	A	20	M	B	N	25	F	B	N		KNIFE	BOYFRIEND	FELON KILLED BY PRIVATE CITIZEN *	

** - See reverse side for explanation

DO NOT WRITE HERE	
Recorded	
Edited	
Punched	
Verified	
Adjusted	

APRIL 2016
Month and Year

GAAPD 0000
Agency Identifier

GEORGIA
State

ATLANTA POLICE DEPARTMENT
Agency

SSD/5-19-16

Prepared By: *J. [Signature]*
Title: LIEUTENANT

H. [Signature]
Chief, Sheriff, Commissioner, Superintendent

ATLANTA POLICE DEPARTMENT
AGE, SEX, AND RACE OF PERSONS ARRESTED
17 YEARS OF AGE AND OVER

CLASSIFICATION OF OFFENSES	SEX	AGE OF PERSON ARRESTED												RACE				ETHNIC		TOTAL															
		17	18	19	20	21	22	23	24	29	30	34	35	39	40	44	45	49	50		54	55	59	60	64	65	UP	White	Black	Native Amer.	Asian/Pacific	Whi Hispanic	Blck Hispanic		
Murder/Nonnegligent Manslaughter	M	1								1	2	1																							5
	F						1																					6							1
Manslaughter by Negligence	M																																		0
	F																																		0
Forcible Rape	M		1								2	2									1													6	
	F																																		0
Robbery	M	4	4	1	2	2	1				2	2	1	1					3															23	
	F										2																								2
Aggravated Assault	M	2	1	3	1	1	1	2	8	3	1	4	1	4	4	3	2	3	4	3	3	2												38	
	F	3			2	3			7	5	1	1	1	1	1	2			2															24	
Burglary- Breaking or Entering	M					1					2	2							1															9	
	F											1							1																2
Larceny - Theft (except Motor Vehicle Theft)	M	4	1	2	8		6	3	24	17	13	8	16	17	11	4	2																	136	
	F	4	4	3	4	5	2	4	6	5	4	7																						54	
Motor Vehicle Theft	M	4	1						2	1	1	1	1																					11	
	F																																	2	
Other Assaults	M	3	1	2	5	3	2	1	17	19	10	6	7	6	4	2	3																	91	
	F	2	1	6	2	2	1	7	10	1	1	1	1	1	1	1																		36	
Arson	M																																	0	
	F																																		0
Forgery and Counterfeiting	M										1	4																						6	
	F			1							1	3																						5	
Fraud	M								3	2	2	2	1	1																				12	
	F	1							2	2	2	3																						10	
Embezzlement	M					1	1				2																							4	
	F																																	0	
Stolen Property; Buying, Receiving, Possessing	M	3	1					2	2	3	3	2	2	2																				18	
	F								1	1	1																							4	
Vandalism	M				1	1	1		5	4	5	2	1	3																				23	
	F								4	2	3	2																						11	
Weapons	M	1	1	2	1	1	1	1	8	2	2	3	1	1	1																			26	
	F								1		1																							2	



ATLANTA POLICE DEPARTMENT
AGE, SEX, AND RACE OF PERSONS ARRESTED
17 YEARS OF AGE AND OVER

CLASSIFICATION OF OFFENSES	SEX	AGE OF PERSON ARRESTED											TOTAL	RACE				ETHNIC																																
		17	18	19	20	21	22	23	24	30	35	40		45	50	55	60	65	White	Black	Native Amer.	Asian/Pacific	Whi. Hispanic	Blck Hispanic																										
		39	48	41	51	56	58	65	349	227	183	165		155	167	146	68	33	1851	229	1614	0	8	0	0																									
All Other Gambling	M													1												1																								
Offenses Against Family And Children	F																																																	
Driving Under the Influence	M								1																																									
Liquor Laws	F				2					2	2	9	3																																					
Drunkenness	M				1																																													
Disorderly Conduct	F																																																	
Vagrancy	M																																																	
All Other Offenses (except Traffic)	F																																																	
Suspicion	M																																																	
TOTAL																																																		

APRIL 2016

Month and Year of Report

GAAPD 0000

Agency Identifier

MAY 19, 2016

Date

[Signature]
Prepared By

LIEUTENANT

Title

ATLANTA POLICE DEPARTMENT - GEORGIA

Agency and State

[Signature]
Chief, Commissioner, Sheriff, or Superintendent

CHIEF

ATLANTA POLICE DEPARTMENT
 AGE, SEX, AND RACE OF PERSONS ARRESTED
 16 YEARS OF AGE AND UNDER

MONTH APRIL

YEAR 2016

CLASSIFICATION OF OFFENSES	SEX	AGE						TOTAL	RACE				ETHNIC				
		09	10-12	13-14	15	16	White		Black	Native Amer.	Asian/Pacific	Whi. Hispanic	Blck Hispanic				
Murder/Nonnegligent Manslaughter	M			1			1	2									
	F							0		2							
Manslaughter by Negligence	M							0									
	F							0									
Forcible Rape	M							0									
	F							0									
Robbery	M		2	4	2	4	12					12					
	F						0										
Aggravated Assault	M				1	1	2										
	F		1	1	1	1	3					5					
Burglary- Breaking or Entering	M			2		1	3										
	F						0					3					
Larceny - Theft (except Motor Vehicle Theft)	M		1	3	3	4	11										
	F						0					11					
Motor Vehicle Theft	M			2	5	3	10										
	F						0					10					
Other Assaults	M					1	1										
	F			4			4					5					
Arson	M						0										
	F						0										
Forgery and Counterfeiting	M						0										
	F						0										
Fraud	M						0										
	F						0										
Embezzlement	M						0										
	F						0										
Stolen Property; Buying, Receiving, Possessing	M					3	3										
	F					1	1					4					
Vandalism	M			3	1	1	5										
	F						0					5					
Weapons	M						0										
	F						0										
Prostitution and Commercialized Vice	M						0										
	F						0										

ATLANTA POLICE DEPARTMENT
 AGE, SEX, AND RACE OF PERSONS ARRESTED
 16 YEARS OF AGE AND UNDER

MONTH APRIL

YEAR 2016

CLASSIFICATION OF OFFENSES	SEX	AGE						TOTAL	RACE				ETHNIC					
		0 9		10 12		13 14			15		16		White	Black	Native Amer.	Asian/Pacific	Whi. Hispanic	Blk Hispanic
17 Sex Offenses (except Rape and Prostitution)	M							0										
	F							0										
18 Drug Abuse Violations	M	0	0	0	0	0	5											
	F	0	0	0	0	1	1	2	4	0	0	0	0	0	0	0	0	
180 (1) Sale/Manufacturing Subtotal	M	0	0	0	0	1	1											
	F	0	0	0	0	0	0	0	1	0	0	0	0	0	0	0	0	
a Opium or Cocaine and their Derivatives	M																	
	F																	
b Marijuana	M					1	1											
	F											1						
c Synthetic Narcotics	M																	
	F																	
d Other Dangerous Non-Narcotic Drugs	M																	
	F																	
185 (2) Possession Subtotal	M	0	0	0	0	4	4											
	F	0	0	0	0	1	1	2	3	0	0	0	0	0	0	0	0	
e Opium or Cocaine and their Derivatives	M																	
	F																	
f Marijuana	M					4	4											
	F					1	1	2	3									
g Synthetic Narcotics	M																	
	F																	
h Other Dangerous Non-Narcotic Drugs	M																	
	F																	
19 Gambling Total	M	0	0	0	0	0	0											
	F	0	0	0	0	0	0	0	0	0	0	0	0	0	0	0	0	
a Bookmaking	M																	
	F																	
b Numbers and Lottery	M																	
	F																	
c All Other Gambling	M																	
	F																	
20 Offenses Against Family and Children	M																	
	F																	

ATLANTA POLICE DEPARTMENT
 AGE, SEX, AND RACE OF PERSONS ARRESTED
 16 YEARS OF AGE AND UNDER

MONTH APRIL
 YEAR 2016

CLASSIFICATION OF OFFENSES	SEX	AGE						RACE				ETHNIC								
		09		1012		1314		15		16		TOTAL		White	Black	Native Amer.	Asian/Pacific	Whi. Hispanic	Blk Hispanic	
Driving Under the Influence	M																			
	F																			
Liquor Laws	M																			
	F																			
Drunkness	M																			
	F																			
Disorderly Conduct	M					1	1	1	1	3										
	F					1				1						4				
Vagrancy	M									0										
	F									0										
All Other Offenses (except Traffic)	M					2	2			4										
	F									0						4				
Suspicion	M									0										
	F									0										
Curfew and Loitering	M					1				1										
	F									0						1				
Run-Aways	M									0										
	F									0										
Total		0	4	25	15	28	72	2	70	0	0	0	0	0	0	0	0	0	0	

APRIL 2016
 Month and Year of Report

GAAPD 0000
 Agency Identifier

MAY 19, 2016
 Date

Prepared By J. P. [Signature] LIEUTENANT
 Chief, Commissioner, Sheriff, or Superintendent

ATLANTA POLICE DEPARTMENT - GEORGIA
 Agency and State

CHIEF

UNIFORM CRIME REPORTING

**LAW ENFORCEMENT
OPERATIONS
&
MANAGEMENT**

CRIME AREA COMPARISON

**SUPPORT SERVICES DIVISION
Information Services Section**

**APRIL 2016
APRIL 2015**


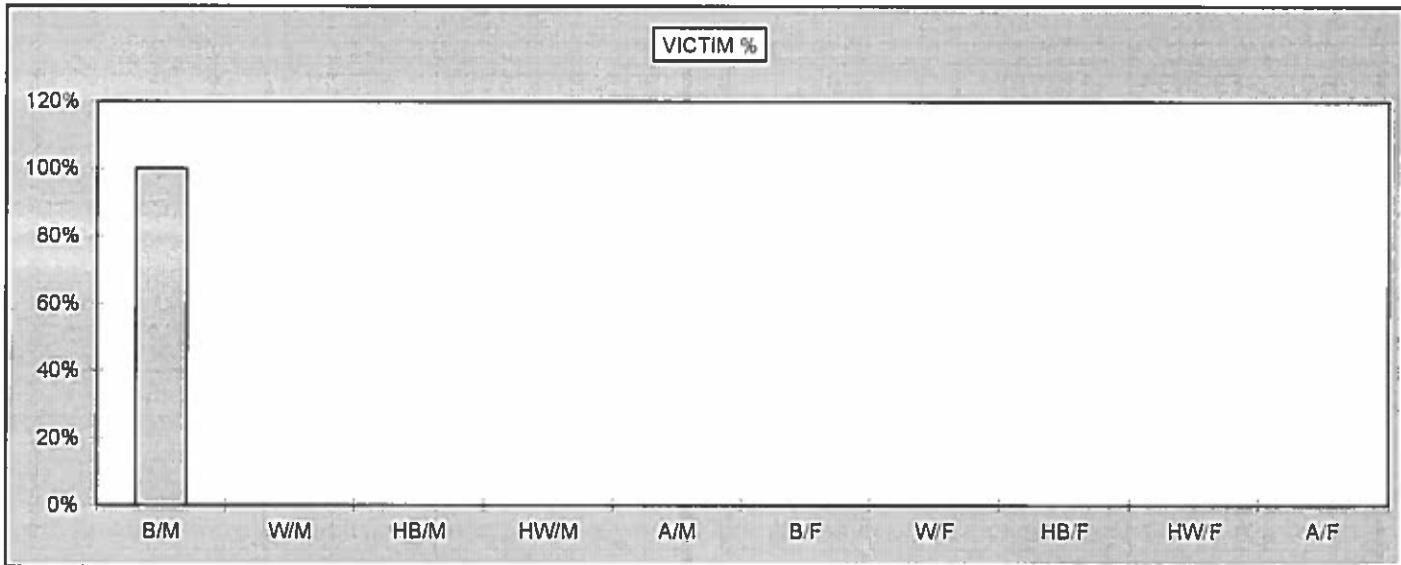
**2016
APRIL HOMICIDE COMPARISON
BY RACE, SEX, AND ETHNIC ORIGIN**

	VICTIM	PERPETRATOR
B/M	8	4
W/M	0	0
HB/M	0	0
HW/M	0	0
A/M	0	0
TOTAL MALES	8	4
B/F	0	0
W/F	0	0
HB/F	0	0
HW/F	0	0
A/F	0	0
TOTAL FEMALES	0	0
TOTAL	8	4

	VICTIM %	PERPETRATOR %
B/M	100%	100%
W/M	0%	0%
HB/M	0%	0%
HW/M	0%	0%
A/M	0%	0%

B/F	0%	0%
W/F	0%	0%
HB/F	0%	0%
HW/F	0%	0%
A/F	0%	0%

PERPETRATOR UNKNOWN FOR 4 HOMICIDES

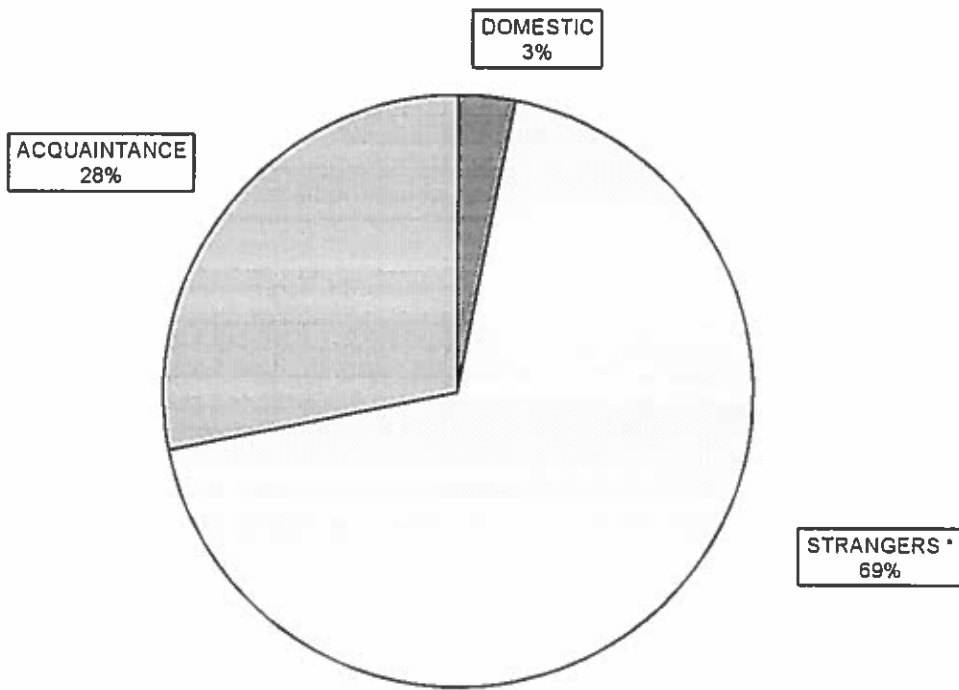


**2016
HOMICIDE BREAKDOWN
YEAR TO DATE**

APRIL

MONTH	ACTUAL	DOMESTIC	%	STRANGERS *	%	ACQUAINTANCE	%
JANUARY	9	0	0%	7	78%	2	22%
FEBRUARY	6	1	17%	3	50%	2	33%
MARCH	9	0	0%	7	78%	2	22%
APRIL	8	0	0%	5	62%	3	38%
MAY							
JUNE							
JULY							
AUGUST							
SEPTEMBER							
OCTOBER							
NOVEMBER							
DECEMBER							
TOTAL	32	1	3%	22	69%	9	28%

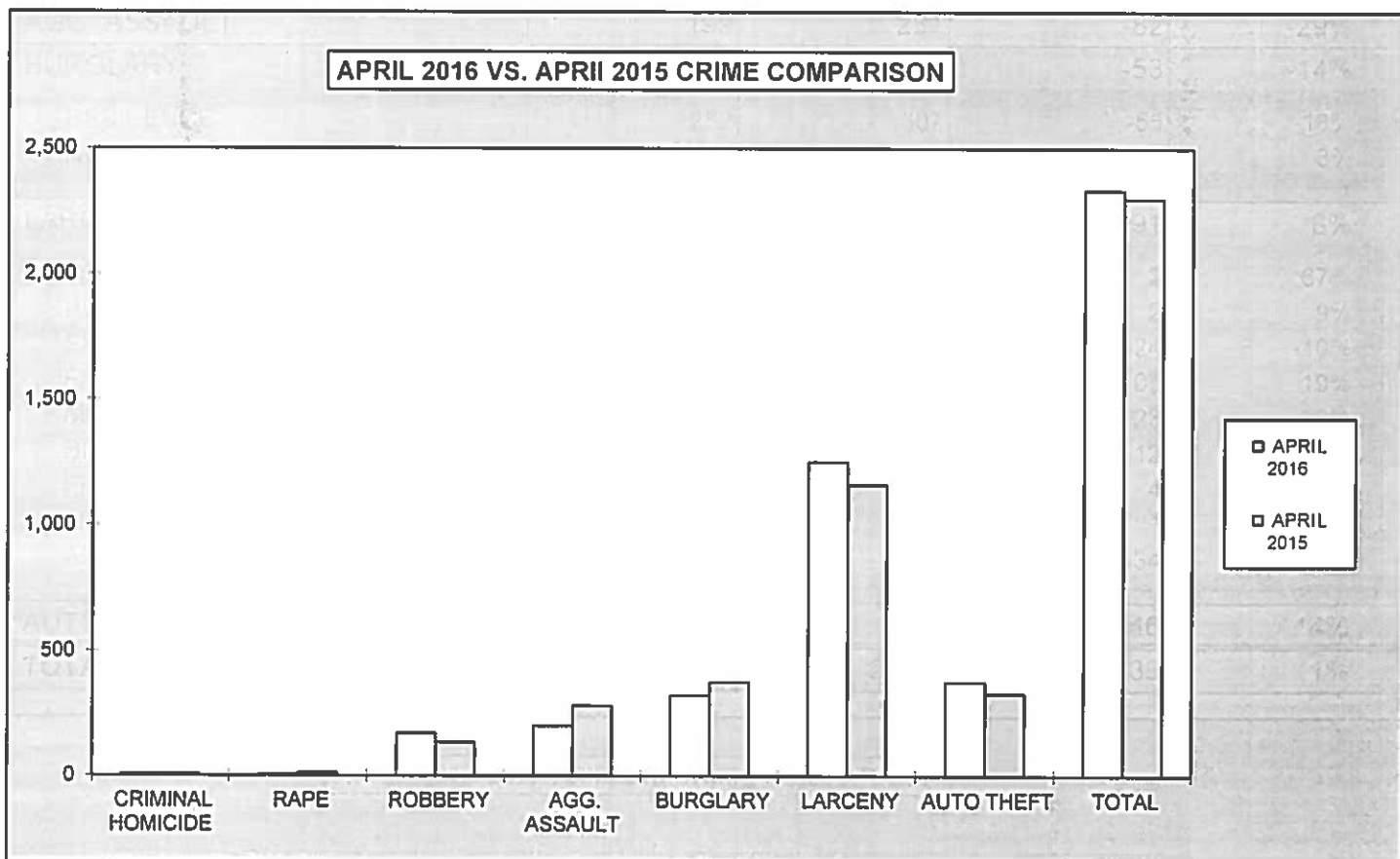
HOMICIDE BREAKDOWN BY VICTIM/OFFENDER RELATIONSHIP



* UNKNOWN INCLUDED IN WITH STRANGERS

**2016
MONTHLY CRIME COMPARISON**

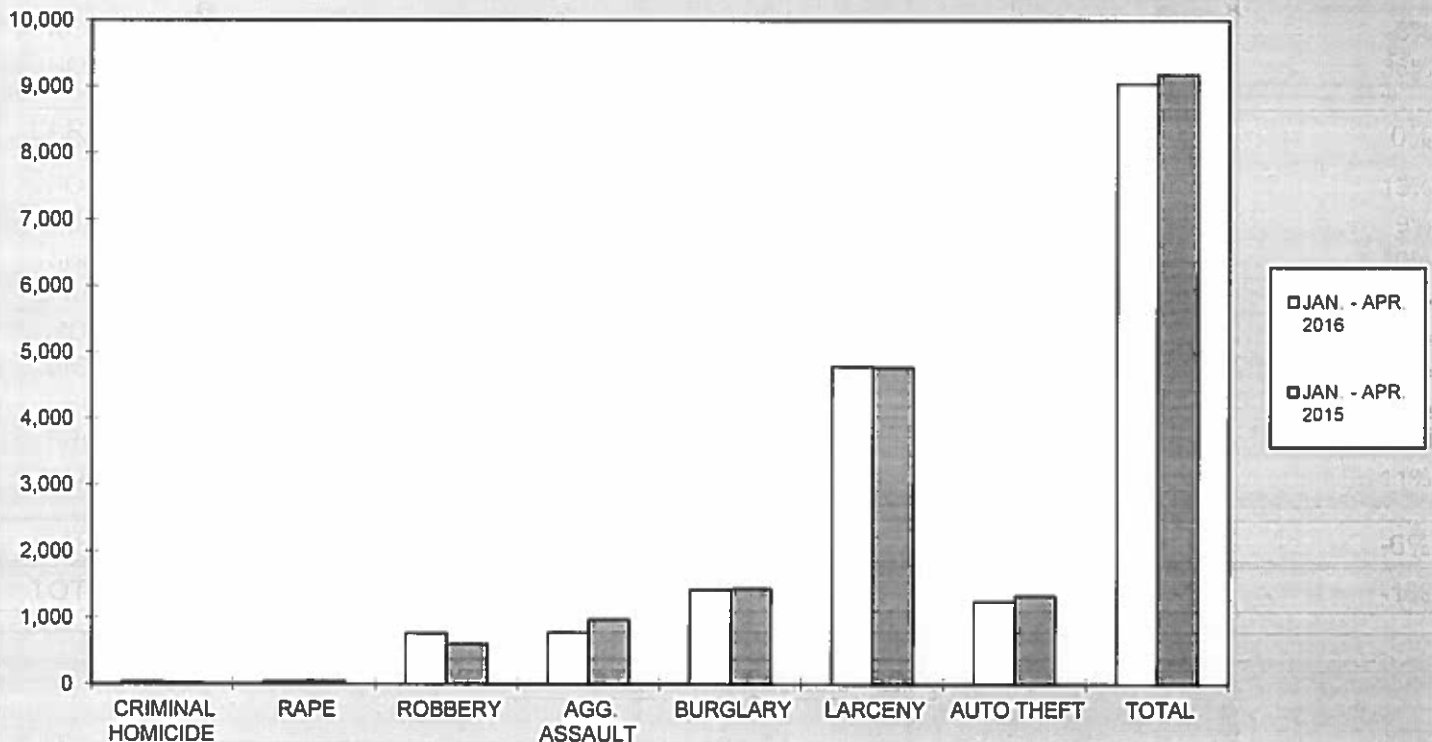
CRIME	APRIL 2016	APRIL 2015	# DIFFERENCE	% DIFFERENCE
CRIMINAL HOMICIDE	8	9	-1	-11%
RAPE	7	12	-5	-42%
ROBBERY	171	134	37	28%
AGG. ASSAULT	199	281	-82	-29%
BURGLARY	322	375	-53	-14%
RESIDENCE	252	307	-55	-18%
NON-RESIDENCE	70	68	2	3%
LARCENY	1,251	1,160	91	8%
POCKETPICKING	5	3	2	67%
PURSE SNATCHING	24	22	2	9%
SHOPLIFTING	224	248	-24	-10%
FROM MOTOR VEHICLES	649	544	105	19%
MOTOR VEH. PARTS/ACCESSORIES	83	60	23	38%
BICYCLES	29	17	12	71%
FROM BUILDINGS	112	108	4	4%
FROM COIN OPERATED MACHINES	4	3	1	33%
ALL OTHER	121	155	-34	-22%
AUTO THEFT	375	329	46	14%
TOTAL	2,333	2,300	33	1%



**2016
YEAR TO DATE CRIME COMPARISON**

FIRST 4 MONTHS				
CRIME	JAN. - APR. 2016	JAN. - APR. 2015	# DIFFERENCE	% DIFFERENCE
CRIMINAL HOMICIDE	32	29	3	10%
RAPE	39	49	-10	-20%
ROBBERY	764	600	164	27%
AGG. ASSAULT	772	970	-198	-20%
BURGLARY	1,419	1,431	-12	-1%
RESIDENCE	1,106	1,205	-99	-8%
NON-RESIDENCE	313	226	87	38%
LARCENY	4,780	4,774	6	0%
POCKETPICKING	26	23	3	13%
PURSE SNATCHING	88	81	7	9%
SHOPLIFTING	844	939	-95	-10%
FROM MOTOR VEHICLES	2,463	2,331	132	6%
MOTOR VEH. PARTS/ACCESSORIES	334	305	29	10%
BICYCLES	87	50	37	74%
FROM BUILDINGS	394	440	-46	-10%
FROM COIN OPERATED MACHINES	9	5	4	80%
ALL OTHER	535	600	-65	-11%
AUTO THEFT	1,241	1,326	-85	-6%
TOTAL	9,047	9,179	-132	-1%

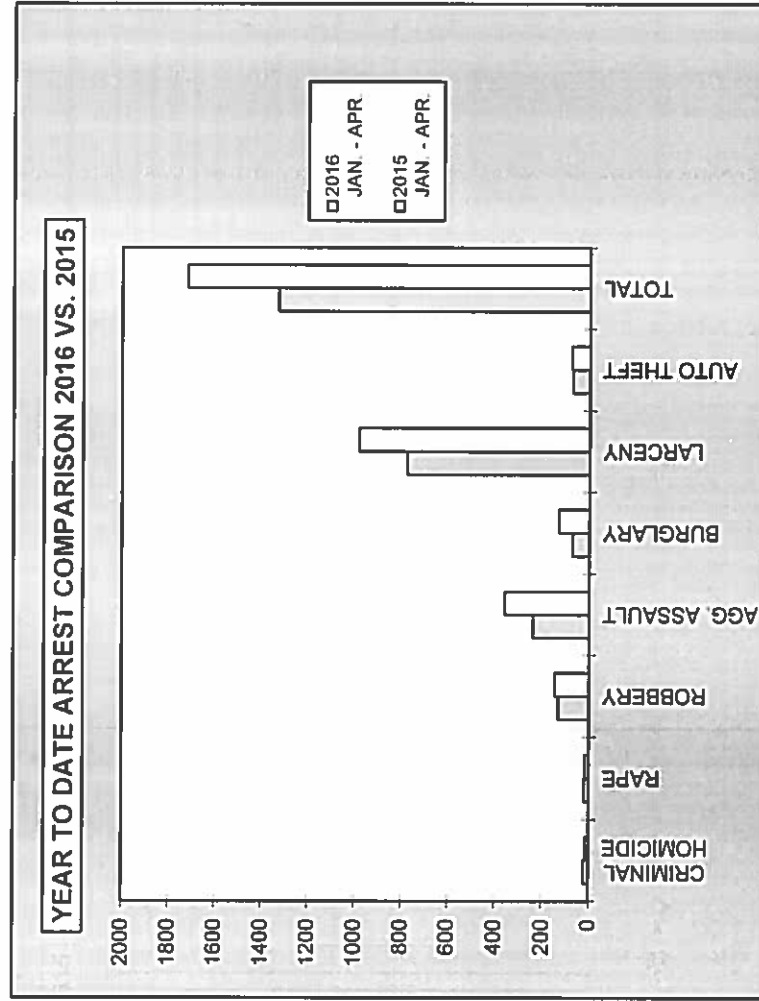
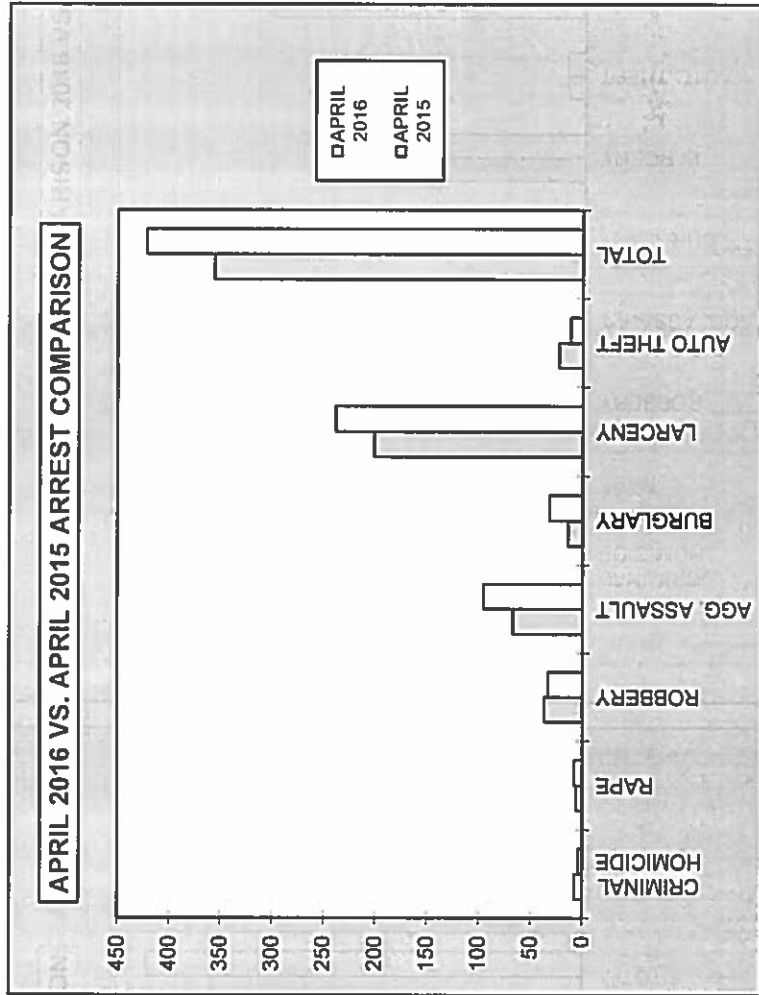
YEAR TO DATE CRIME COMPARISON



2016
ARREST COMPARISON

APRIL ARREST COMPARISON				
CRIME	APRIL 2016	APRIL 2015	# DIFFERENCE	% DIFFERENCE
CRIMINAL HOMICIDE	8	4	4	100%
RAPE	6	8	-2	-25%
ROBBERY	37	33	4	12%
AGG. ASSAULT	67	95	-28	-29%
BURGLARY	14	32	-18	-56%
LARCENY	201	238	-37	-16%
AUTO THEFT	23	12	11	92%
TOTAL	356	422	-66	-16%

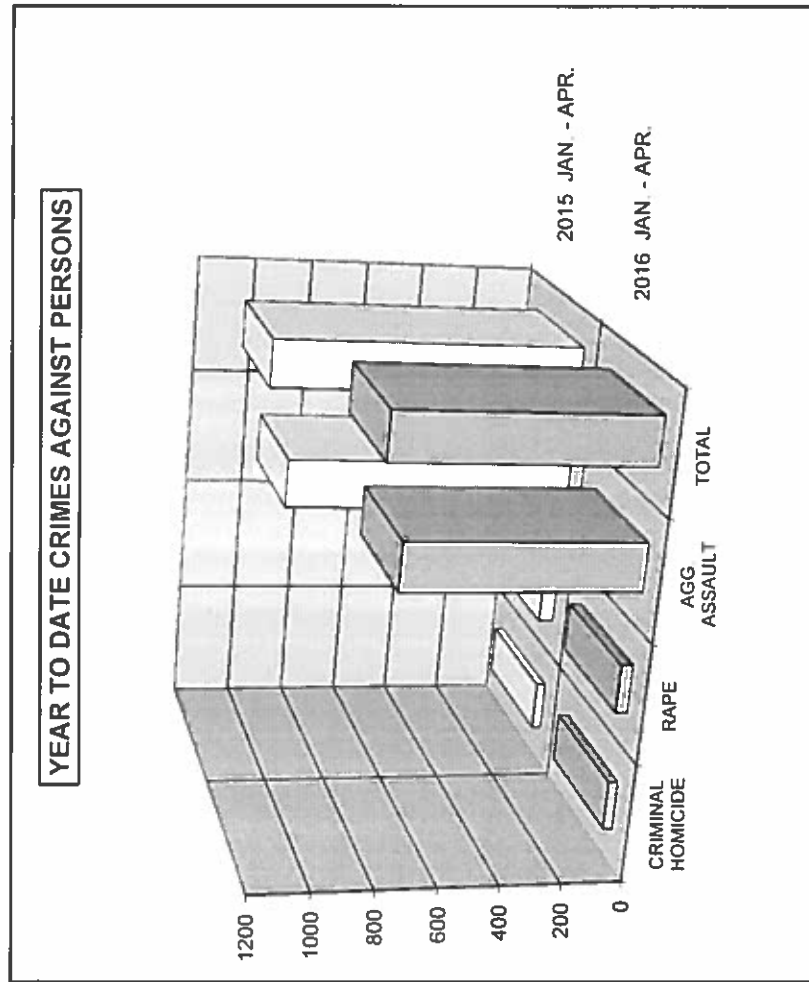
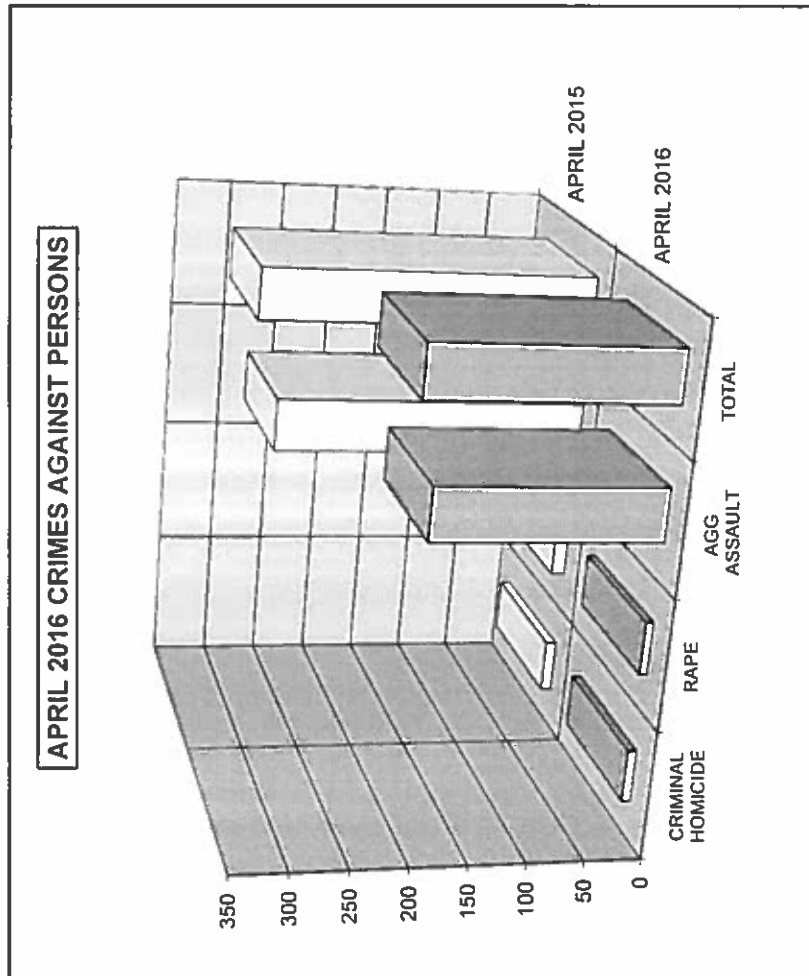
FIRST 4 MONTHS ARREST COMPARISON				
CRIME	2016 JAN. - APR.	2015 JAN. - APR.	# DIFFERENCE	% DIFFERENCE
CRIMINAL HOMICIDE	22	14	8	57%
RAPE	18	17	1	6%
ROBBERY	131	146	-15	-10%
AGG. ASSAULT	238	357	-119	-33%
BURGLARY	72	129	-57	-44%
LARCENY	776	981	-205	-21%
AUTO THEFT	72	76	-4	-5%
TOTAL	1,329	1,720	-391	-23%



**2016
CRIME COMPARISON
CRIMES AGAINST PERSONS**

FIRST 4 MONTHS				
CRIME	2016 JAN - APR	2015 JAN - APR	# DIFFERENCE	% DIFFERENCE
CRIMINAL HOMICIDE	32	29	3	10%
RAPE	39	49	-10	-20%
AGG. ASSAULT	772	970	-198	-20%
TOTAL	843	1,048	-205	-20%

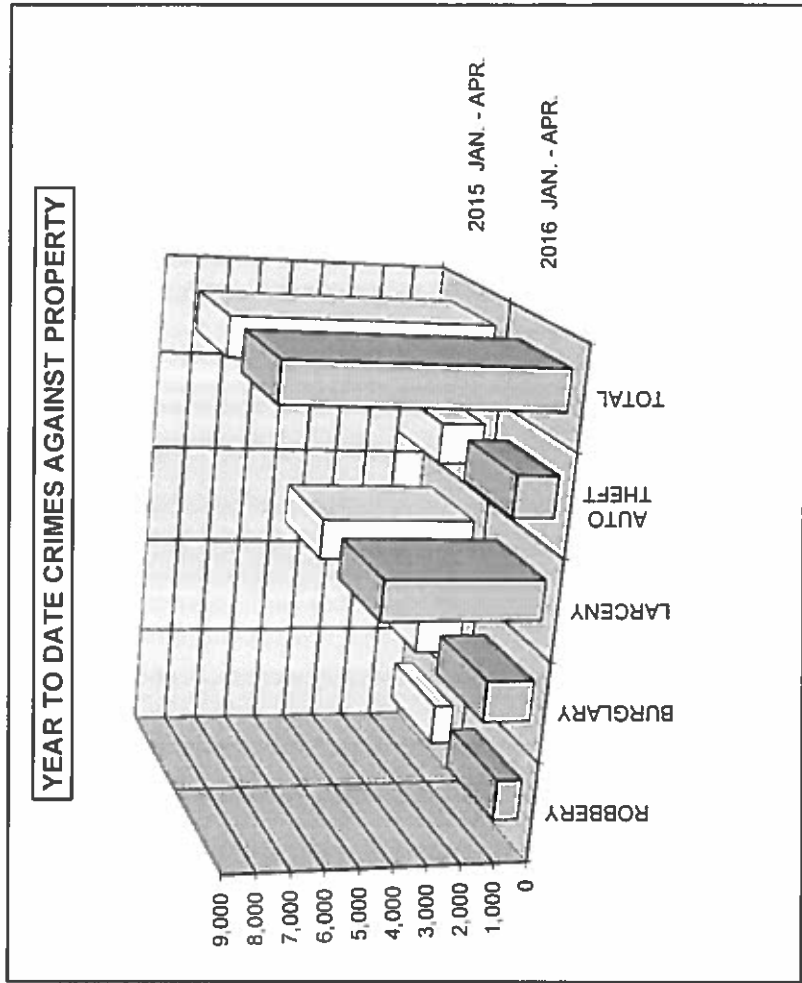
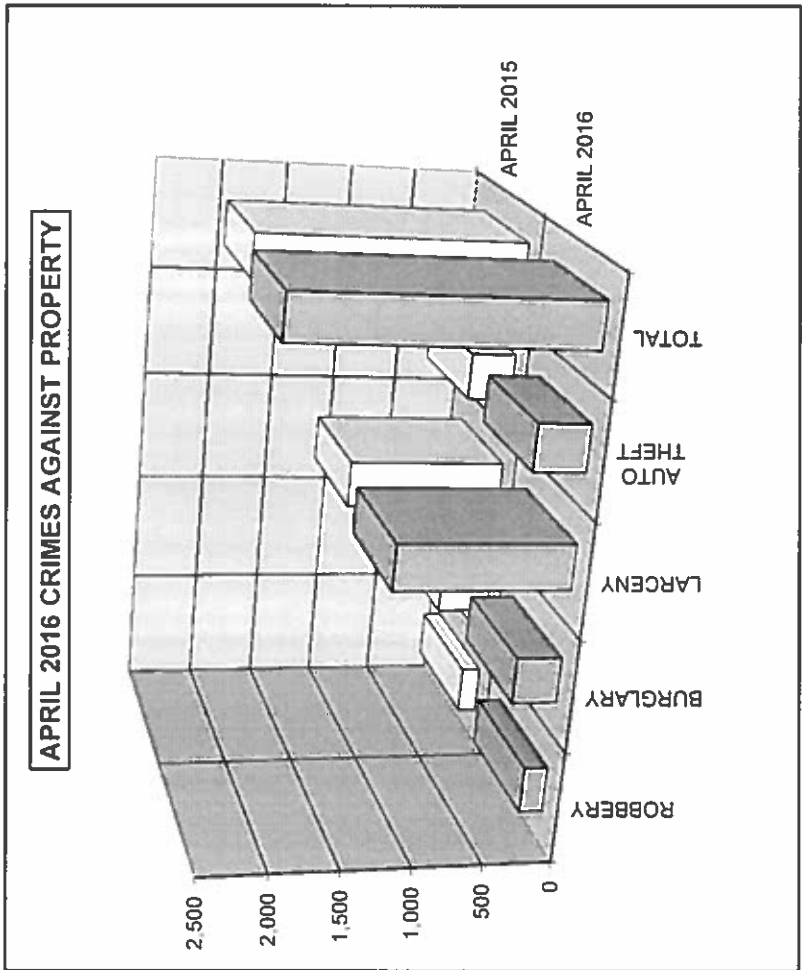
APRIL				
CRIME	APRIL 2016	APRIL 2015	# DIFFERENCE	% DIFFERENCE
CRIMINAL HOMICIDE	8	9	-1	-11%
RAPE	7	12	-5	-42%
AGG. ASSAULT	199	281	-82	-29%
TOTAL	214	302	-88	-29%



**2016
CRIME COMPARISON
CRIMES AGAINST PROPERTY**

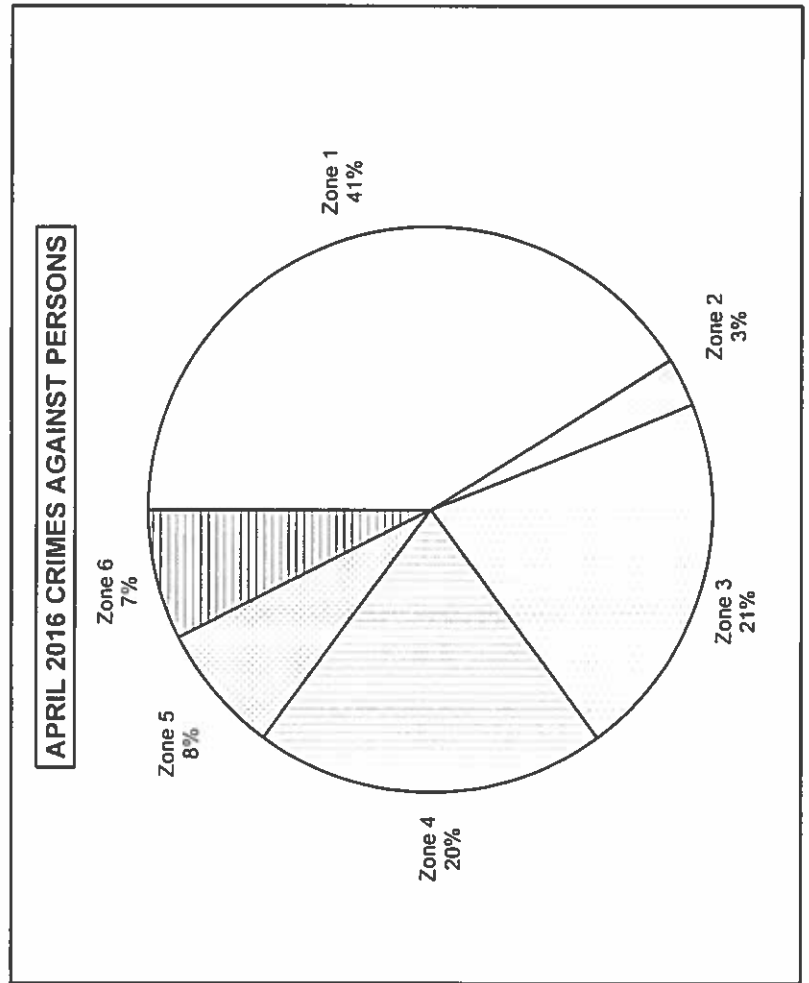
FIRST 4 MONTHS				
CRIME	APRIL		# DIFFERENCE	% DIFFERENCE
	APRIL 2016	APRIL 2015		
ROBBERY	171	134	37	28%
BURGLARY	322	375	-53	-14%
LARCENY	1,251	1,160	91	8%
AUTO THEFT	375	329	46	14%
TOTAL	2,119	1,998	121	6%

FIRST 4 MONTHS				
CRIME	2016		# DIFFERENCE	% DIFFERENCE
	JAN. - APR.	2015 JAN. - APR.		
ROBBERY	764	600	164	27%
BURGLARY	1,419	1,431	-12	-1%
LARCENY	4,780	4,774	6	0%
AUTO THEFT	1,241	1,326	-85	-6%
TOTAL	8,204	8,131	73	1%

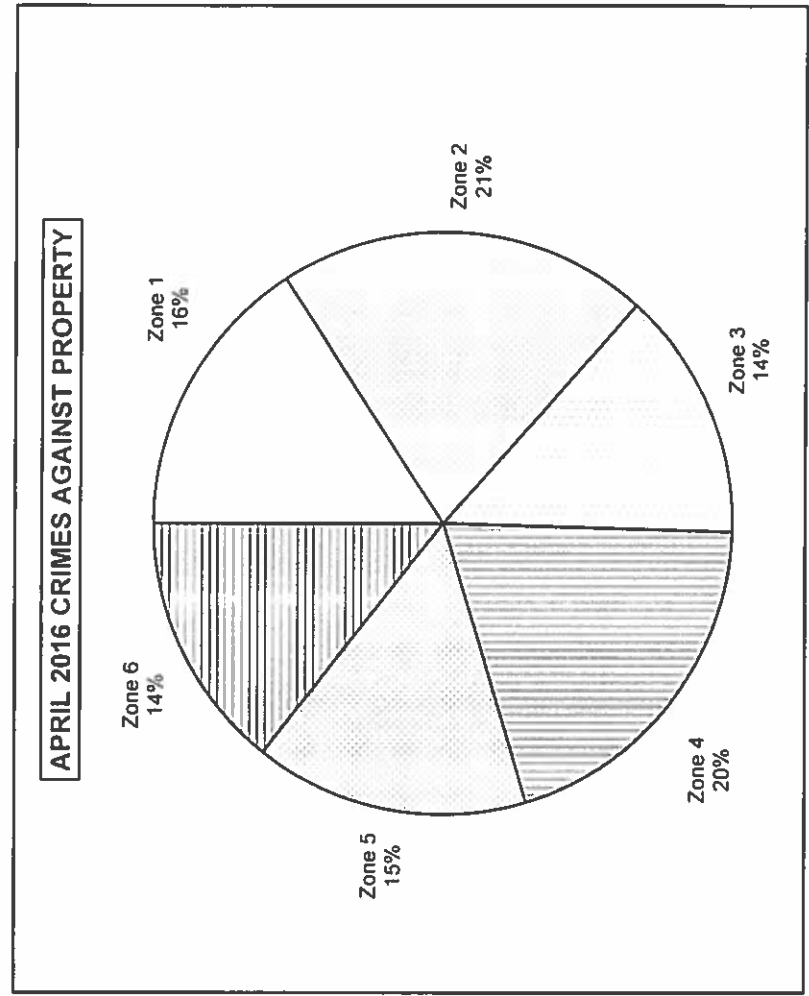


2016
AREA BREAKDOWN
CRIMES AGAINST PERSONS AND PROPERTY

APRIL 2016 CRIMES AGAINST PERSONS BY ZONE						
CRIME	Zone 1	Zone 2	Zone 3	Zone 4	Zone 5	Zone 6
CRIMINAL HOMICIDE	2	0	4	2	0	0
RAPE	0	3	1	2	1	0
AGG. ASSAULT	86	3	40	39	15	16
TOTAL CRIMES AGAINST PERSONS	88	6	45	43	16	16

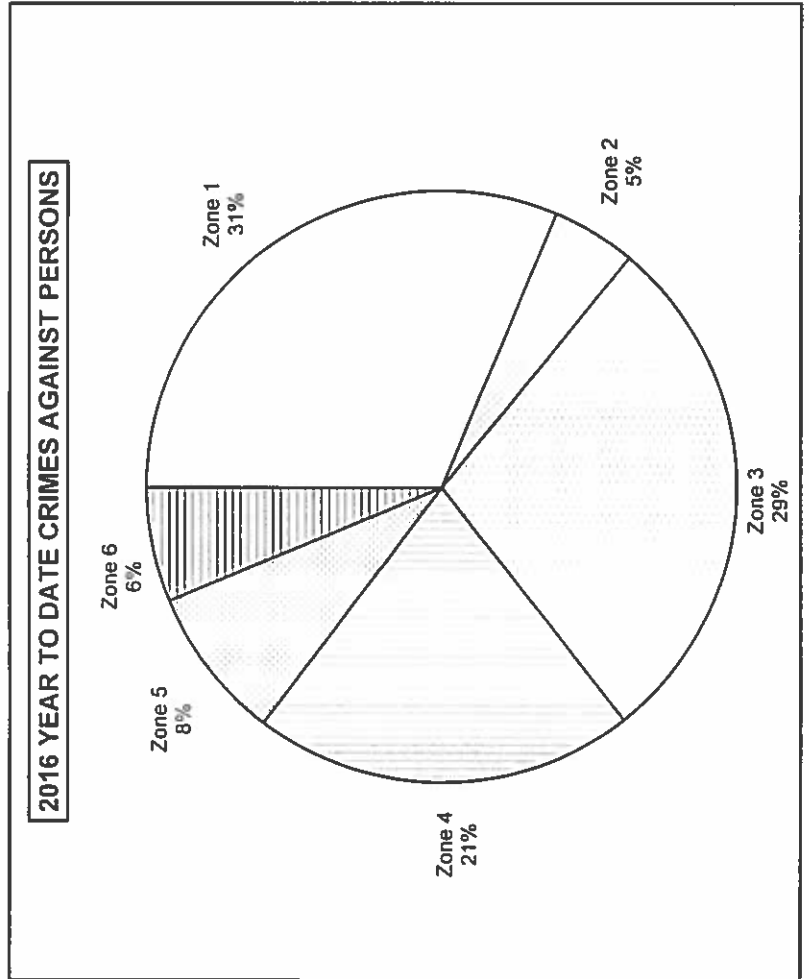


APRIL 2016 CRIMES AGAINST PROPERTY BY ZONE						
CRIME	Zone 1	Zone 2	Zone 3	Zone 4	Zone 5	Zone 6
ROBBERY	41	17	29	24	32	28
BURGLARY	65	51	67	75	20	44
LARCENY	162	319	116	217	238	199
AUTO THEFT	68	52	82	106	33	34
TOTAL CRIMES AGAINST PROPERTY	336	439	294	422	323	305

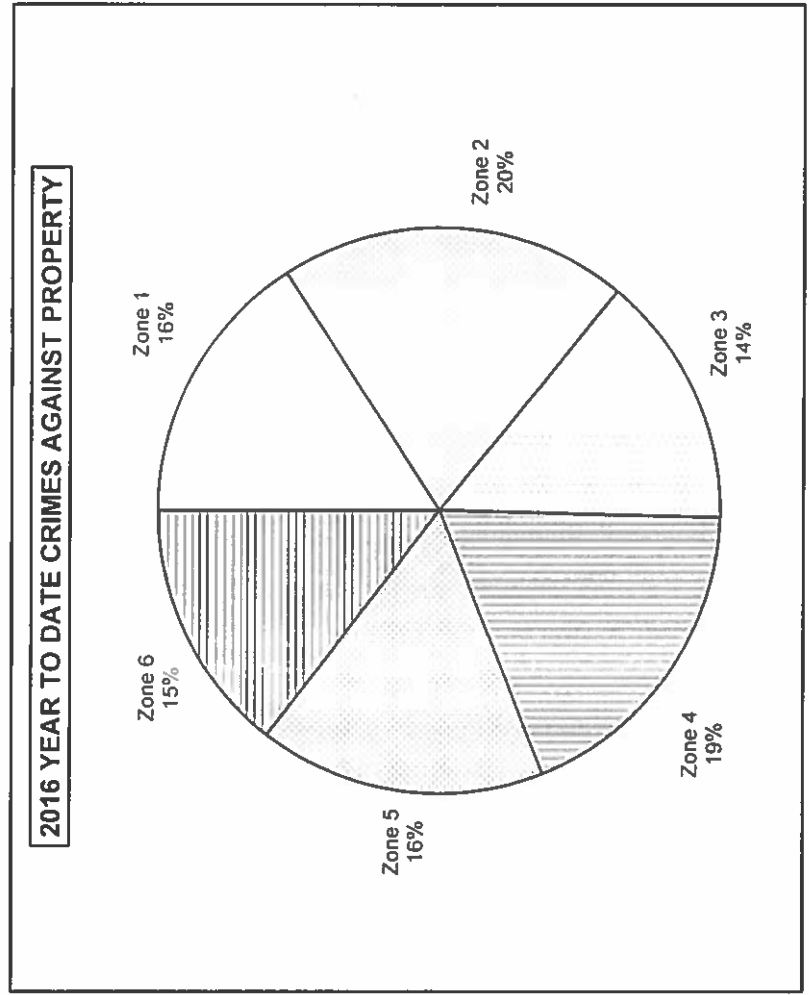


2016
YEAR TO DATE AREA BREAKDOWN
CRIMES AGAINST PERSONS AND PROPERTY

FIRST 4 MONTHS 2016 CRIMES AGAINST PERSONS BY ZONE						
CRIME	Zone 1	Zone 2	Zone 3	Zone 4	Zone 5	Zone 6
CRIMINAL HOMICIDE	11	0	13	6	1	1
RAPE	9	8	6	3	8	5
AGG. ASSAULT	244	31	221	167	62	47
TOTAL CRIMES AGAINST PERSONS	264	39	240	176	71	53

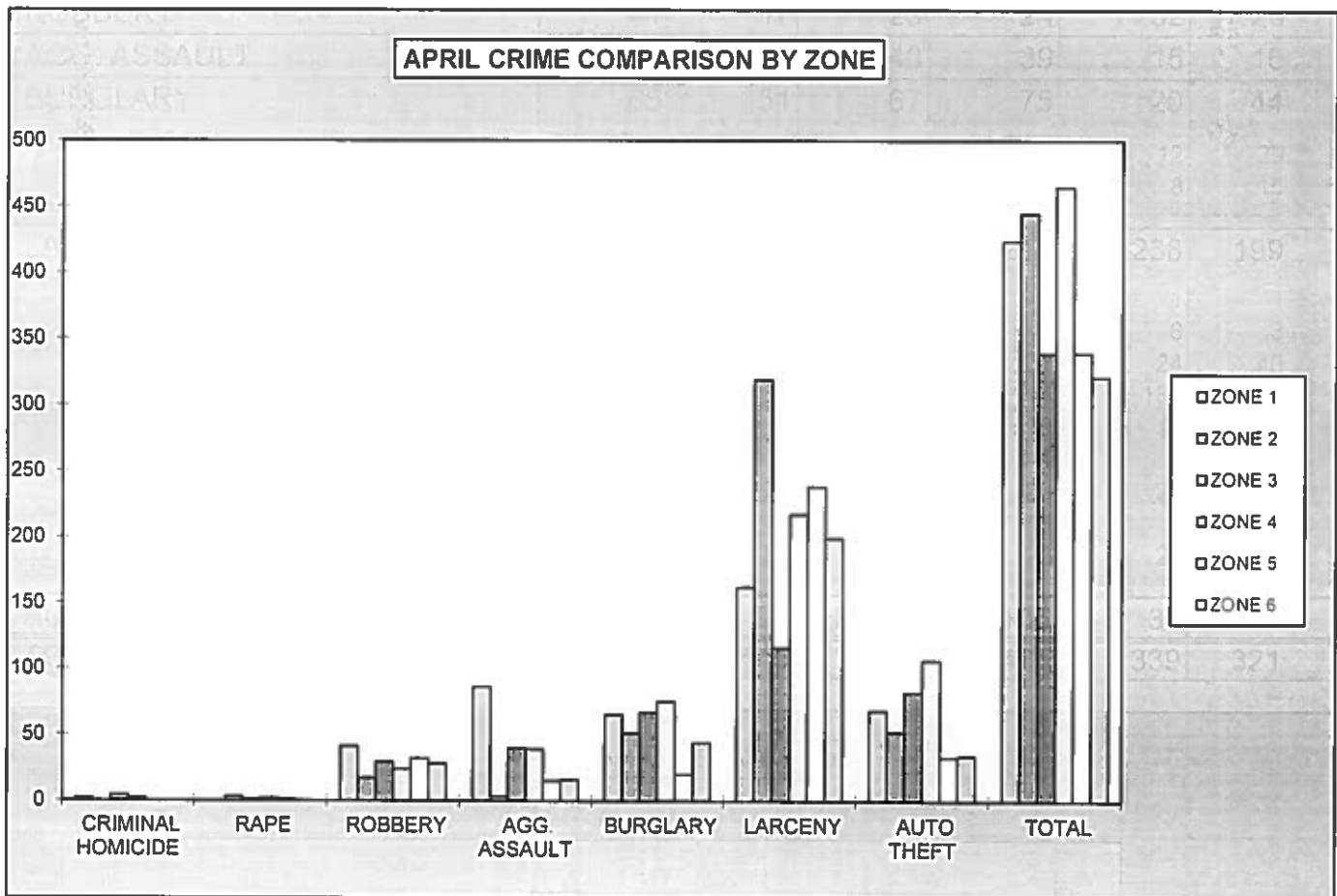


FIRST 4 MONTHS 2016 CRIMES AGAINST PROPERTY BY ZONE						
CRIME	Zone 1	Zone 2	Zone 3	Zone 4	Zone 5	Zone 6
ROBBERY	151	86	168	142	108	109
BURGLARY	289	205	260	330	119	216
LARCENY	613	1,177	493	759	999	739
AUTO THEFT	248	173	271	296	122	131
TOTAL CRIMES AGAINST PROPERTY	1,301	1,641	1,192	1,527	1,348	1,195



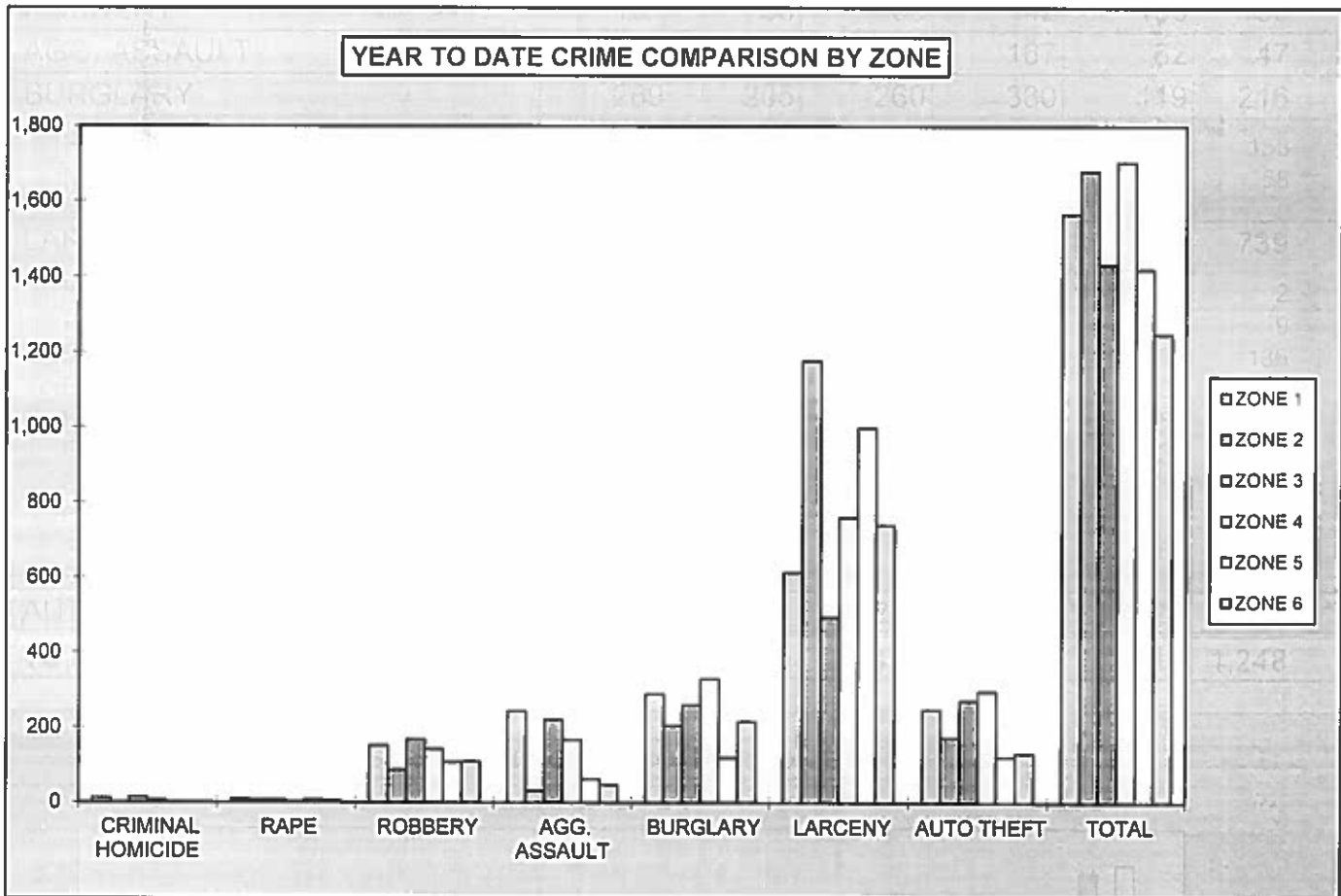
**2016
AREA BREAKDOWN**

APRIL CRIME COMPARISON BY ZONE						
CRIME	ZONE 1	ZONE 2	ZONE 3	ZONE 4	ZONE 5	ZONE 6
CRIMINAL HOMICIDE	2	0	4	2	0	0
RAPE	0	3	1	2	1	0
ROBBERY	41	17	29	24	32	28
AGG. ASSAULT	86	3	40	39	15	16
BURGLARY	65	51	67	75	20	44
RESIDENCE	61	28	55	67	12	29
NON-RESIDENCE	4	23	12	8	8	15
LARCENY	162	319	116	217	238	199
POCKETPICKING	1	1	0	1	1	1
PURSE SNATCHING	3	2	2	6	8	3
SHOPLIFTING	30	85	14	31	24	40
FROM MOTOR VEHICLES	83	167	51	114	136	98
MOTOR VEH. PARTS/ACCESSORIES	11	14	19	19	14	6
BICYCLES	1	2	2	1	7	16
FROM BUILDINGS	13	27	8	20	28	16
FROM COIN OPERATED MACHINES	0	0	1	3	0	0
ALL OTHER	20	21	19	22	20	19
AUTO THEFT	68	52	82	106	33	34
TOTAL	424	445	339	465	339	321



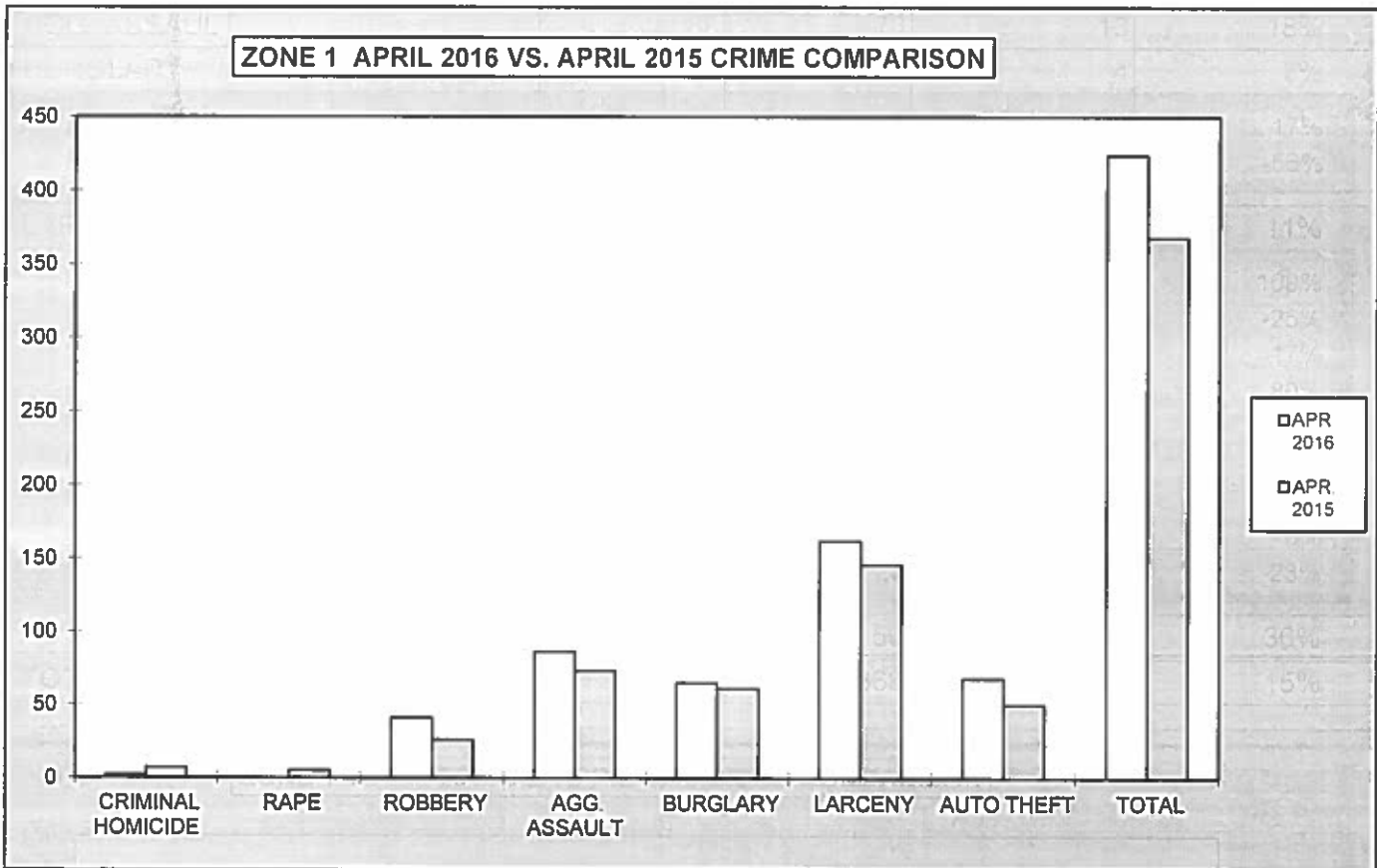
**2016
YEAR TO DATE AREA BREAKDOWN**

FIRST 4 MONTHS CRIME COMPARISON BY ZONE						
CRIME	ZONE 1	ZONE 2	ZONE 3	ZONE 4	ZONE 5	ZONE 6
CRIMINAL HOMICIDE	11	0	13	6	1	1
RAPE	9	8	6	3	8	5
ROBBERY	151	86	168	142	108	109
AGG. ASSAULT	244	31	221	167	62	47
BURGLARY	289	205	260	330	119	216
RESIDENCE	270	118	219	280	61	158
NON-RESIDENCE	19	87	41	50	58	58
LARCENY	613	1,177	493	759	999	739
POCKETPICKING	3	4	2	8	7	2
PURSE SNATCHING	16	9	13	21	20	9
SHOPLIFTING	119	323	69	103	94	136
FROM MOTOR VEHICLES	266	580	220	392	595	410
MOTOR VEH. PARTS/ACCESSORIES	70	48	63	59	58	36
BICYCLES	3	7	5	6	33	33
FROM BUILDINGS	40	101	39	59	110	45
FROM COIN OPERATED MACHINES	1	0	4	3	1	0
ALL OTHER	95	105	78	108	81	68
AUTO THEFT	248	173	271	296	122	131
TOTAL	1,565	1,680	1,432	1,703	1,419	1,248



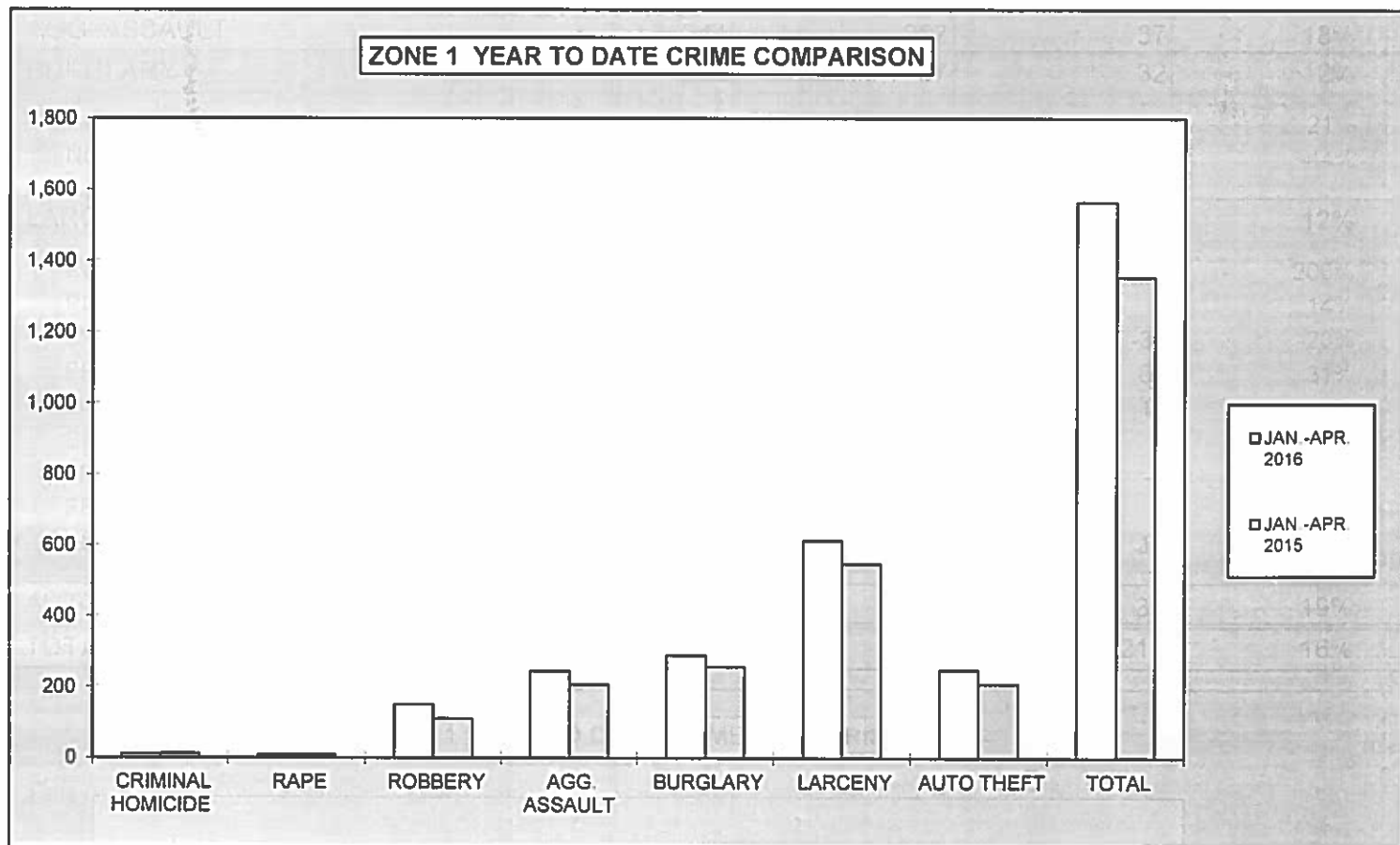
**2016
MONTHLY CRIME COMPARISON**

ZONE 1				
CRIME	APR. 2016	APR. 2015	# DIFFERENCE	% DIFFERENCE
CRIMINAL HOMICIDE	2	7	-5	-71%
RAPE	0	5	-5	-100%
ROBBERY	41	26	15	58%
AGG. ASSAULT	86	73	13	18%
BURGLARY	65	61	4	7%
RESIDENCE	61	52	9	17%
NON-RESIDENCE	4	9	-5	-56%
LARCENY	162	146	16	11%
POCKETPICKING	1	0	1	100%
PURSE SNATCHING	3	4	-1	-25%
SHOPLIFTING	30	36	-6	-17%
FROM MOTOR VEHICLES	83	46	37	80%
MOTOR VEH. PARTS/ACCESSORIES	11	16	-5	-31%
BICYCLES	1	1	0	0%
FROM BUILDINGS	13	17	-4	-24%
FROM COIN OPERATED MACHINES	0	0	0	0%
ALL OTHER	20	26	-6	-23%
AUTO THEFT	68	50	18	36%
TOTAL	424	368	56	15%



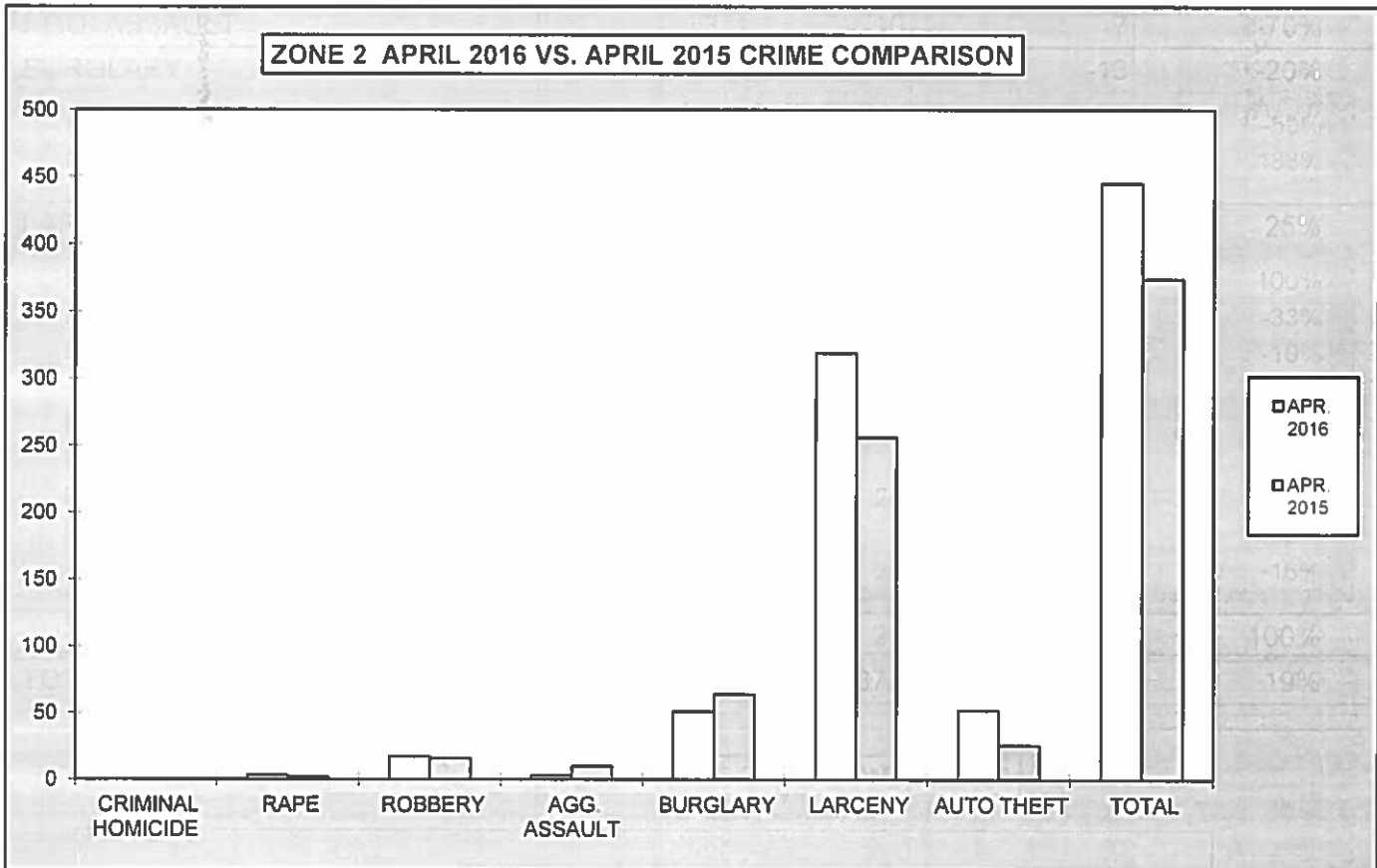
**2016
YEAR TO DATE CRIME COMPARISON**

ZONE 1				
CRIME	JAN.-APR. 2016	JAN.-APR. 2015	# DIFFERENCE	% DIFFERENCE
CRIMINAL HOMICIDE	11	12	-1	-8%
RAPE	9	10	-1	-10%
ROBBERY	151	111	40	36%
AGG. ASSAULT	244	207	37	18%
BURGLARY	289	257	32	12%
RESIDENCE	270	223	47	21%
NON-RESIDENCE	19	34	-15	-44%
LARCENY	613	548	65	12%
POCKETPICKING	3	1	2	200%
PURSE SNATCHING	16	14	2	14%
SHOPLIFTING	119	149	-30	-20%
FROM MOTOR VEHICLES	266	203	63	31%
MOTOR VEH. PARTS/ACCESSORIES	70	52	18	35%
BICYCLES	3	2	1	50%
FROM BUILDINGS	40	46	-6	-13%
FROM COIN OPERATED MACHINES	1	0	1	100%
ALL OTHER	95	81	14	17%
AUTO THEFT	248	209	39	19%
TOTAL	1,565	1,354	211	16%



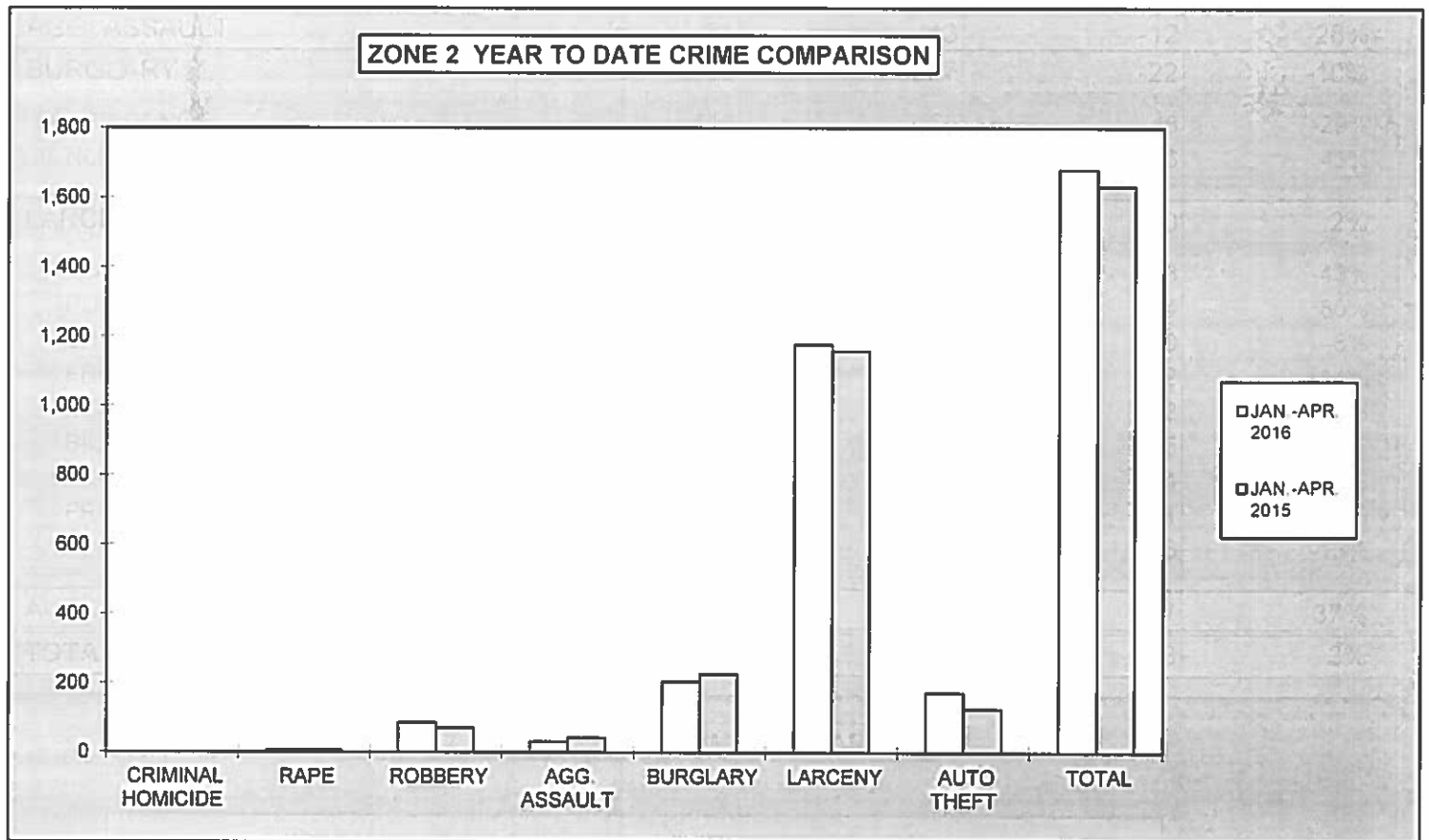
**2016
MONTHLY CRIME COMPARISON**

ZONE 2				
CRIME	APR. 2016	APR. 2015	# DIFFERENCE	% DIFFERENCE
CRIMINAL HOMICIDE	0	0	0	0%
RAPE	3	2	1	50%
ROBBERY	17	16	1	6%
AGG. ASSAULT	3	10	-7	-70%
BURGLARY	51	64	-13	-20%
RESIDENCE	28	56	-28	-50%
NON-RESIDENCE	23	8	15	188%
LARCENY	319	256	63	25%
POCKETPICKING	1	0	1	100%
PURSE SNATCHING	2	3	-1	-33%
SHOPLIFTING	85	94	-9	-10%
FROM MOTOR VEHICLES	167	106	61	58%
MOTOR VEH. PARTS/ACCESSORIES	14	4	10	250%
BICYCLES	2	0	2	100%
FROM BUILDINGS	27	23	4	17%
FROM COIN OPERATED MACHINES	0	1	-1	-100%
ALL OTHER	21	25	-4	-16%
AUTO THEFT	52	26	26	100%
TOTAL	445	374	71	19%



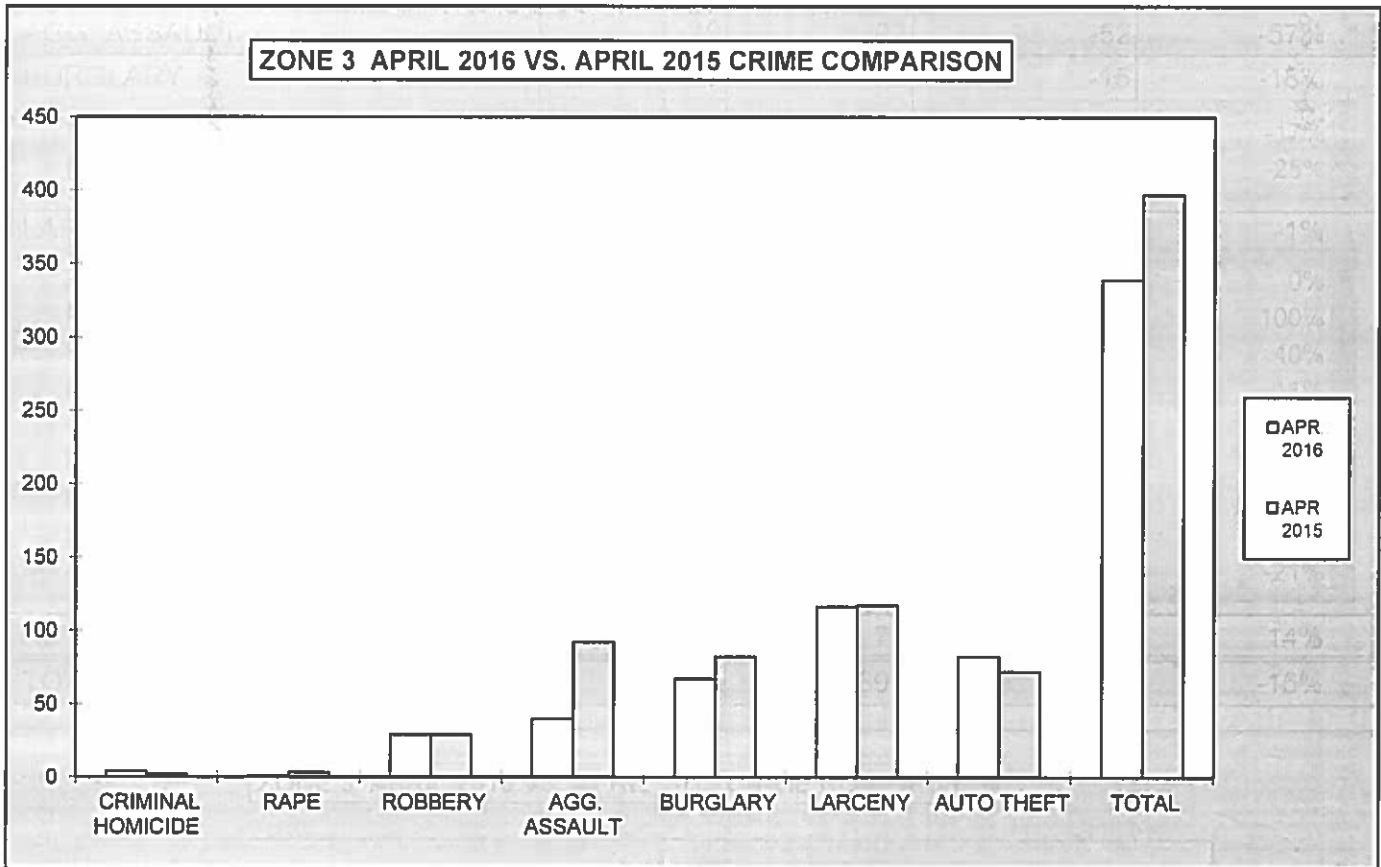
**2016
YEAR TO DATE CRIME COMPARISON**

ZONE 2					
CRIME	JAN.-APR. 2016	JAN.-APR. 2015	# DIFFERENCE	% DIFFERENCE	
CRIMINAL HOMICIDE	0	1	-1	-100%	
RAPE	8	7	1	14%	
ROBBERY	86	71	15	21%	
AGG. ASSAULT	31	43	-12	-28%	
BURGLARY	205	227	-22	-10%	
RESIDENCE	118	166	-48	-29%	
NON-RESIDENCE	87	61	26	43%	
LARCENY	1,177	1,157	20	2%	
POCKETPICKING	4	7	-3	-43%	
PURSE SNATCHING	9	5	4	80%	
SHOPLIFTING	323	353	-30	-8%	
FROM MOTOR VEHICLES	580	508	72	14%	
MOTOR VEH. PARTS/ACCESSORIES	48	46	2	4%	
BICYCLES	7	2	5	250%	
FROM BUILDINGS	101	115	-14	-12%	
FROM COIN OPERATED MACHINES	0	1	-1	-100%	
ALL OTHER	105	120	-15	-13%	
AUTO THEFT	173	126	47	37%	
TOTAL	1,680	1,632	48	3%	



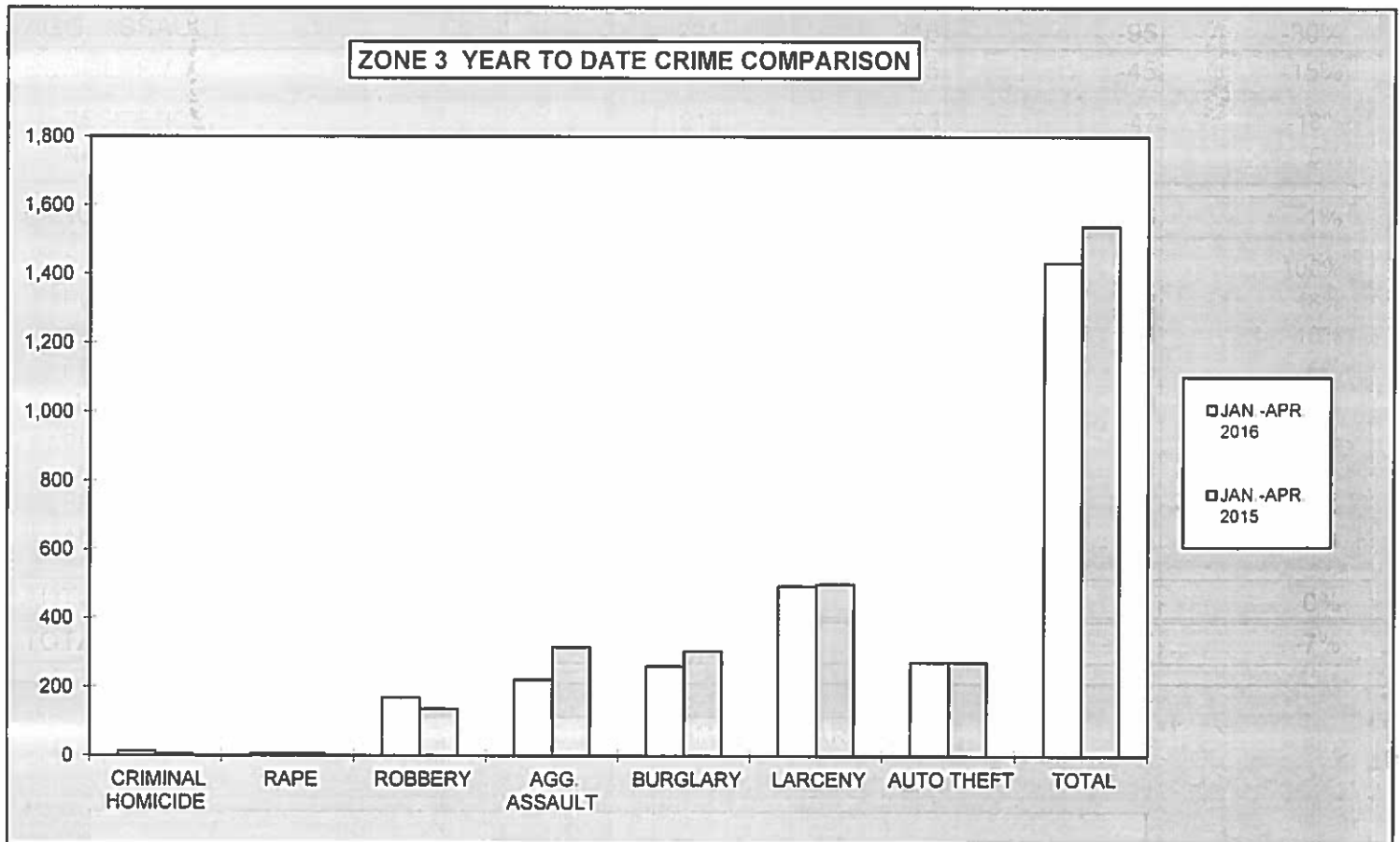
**2016
MONTHLY CRIME COMPARISON**

ZONE 3				
CRIME	APR. 2016	APR. 2015	# DIFFERENCE	% DIFFERENCE
CRIMINAL HOMICIDE	4	2	2	100%
RAPE	1	3	-2	-67%
ROBBERY	29	29	0	0%
AGG. ASSAULT	40	92	-52	-57%
BURGLARY	67	82	-15	-18%
RESIDENCE	55	66	-11	-17%
NON-RESIDENCE	12	16	-4	-25%
LARCENY	116	117	-1	-1%
POCKETPICKING	0	0	0	0%
PURSE SNATCHING	2	1	1	100%
SHOPLIFTING	14	10	4	40%
FROM MOTOR VEHICLES	51	57	-6	-11%
MOTOR VEH. PARTS/ACCESSORIES	19	12	7	58%
BICYCLES	2	2	0	0%
FROM BUILDINGS	8	9	-1	-11%
FROM COIN OPERATED MACHINES	1	2	-1	-50%
ALL OTHER	19	24	-5	-21%
AUTO THEFT	82	72	10	14%
TOTAL	339	397	-58	-15%



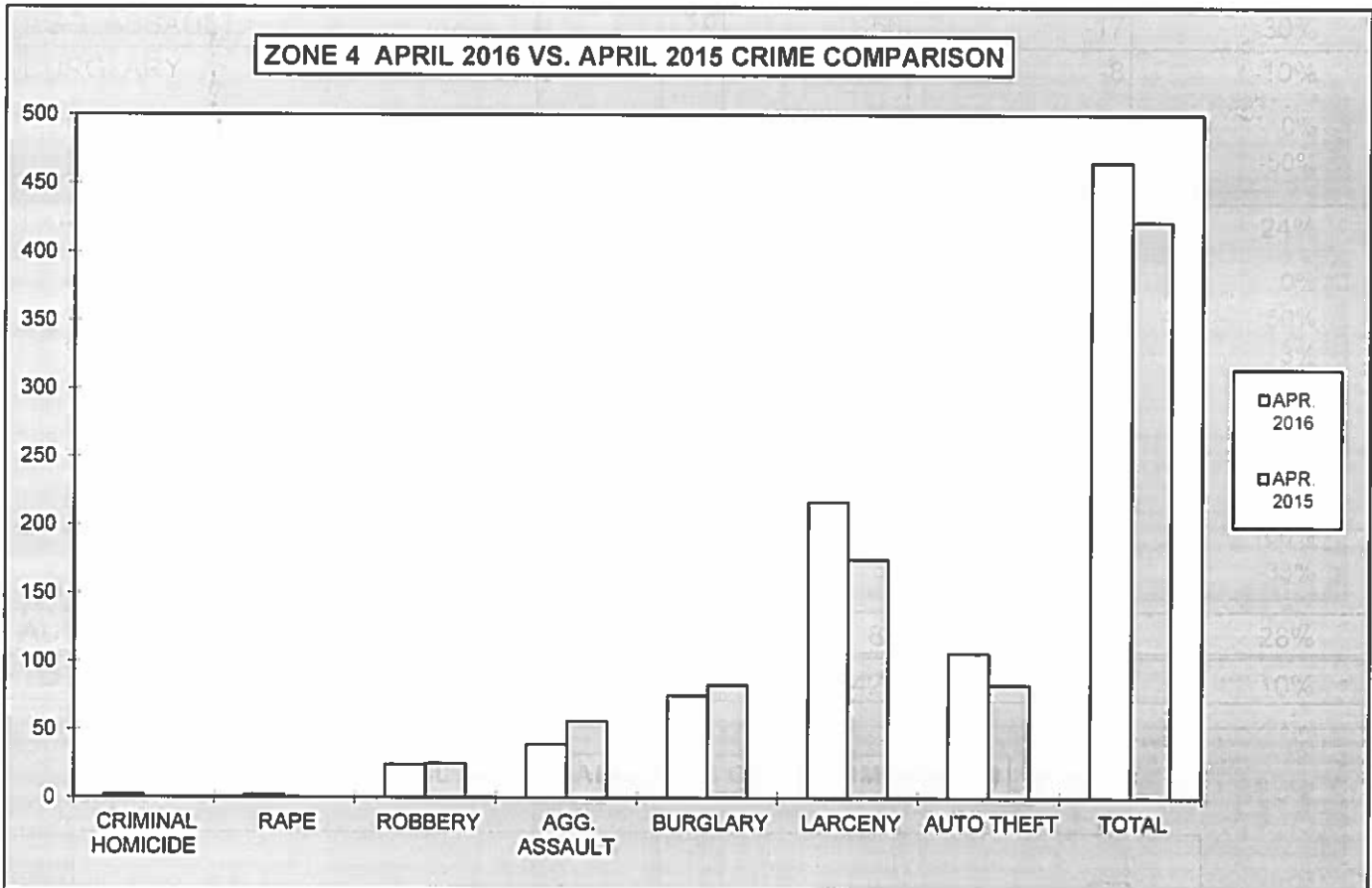
**2016
YEAR TO DATE CRIME COMPARISON**

ZONE 3				
CRIME	JAN.-APR. 2016	JAN.-APR. 2015	# DIFFERENCE	% DIFFERENCE
CRIMINAL HOMICIDE	13	5	8	160%
RAPE	6	6	0	0%
ROBBERY	168	136	32	24%
AGG. ASSAULT	221	316	-95	-30%
BURGLARY	260	305	-45	-15%
RESIDENCE	219	266	-47	-18%
NON-RESIDENCE	41	39	2	5%
LARCENY	493	499	-6	-1%
POCKETPICKING	2	1	1	100%
PURSE SNATCHING	13	11	2	18%
SHOPLIFTING	69	63	6	10%
FROM MOTOR VEHICLES	220	233	-13	-6%
MOTOR VEH. PARTS/ACCESSORIES	63	54	9	17%
BICYCLES	5	4	1	25%
FROM BUILDINGS	39	36	3	8%
FROM COIN OPERATED MACHINES	4	3	1	33%
ALL OTHER	78	94	-16	-17%
AUTO THEFT	271	272	-1	0%
TOTAL	1,432	1,539	-107	-7%



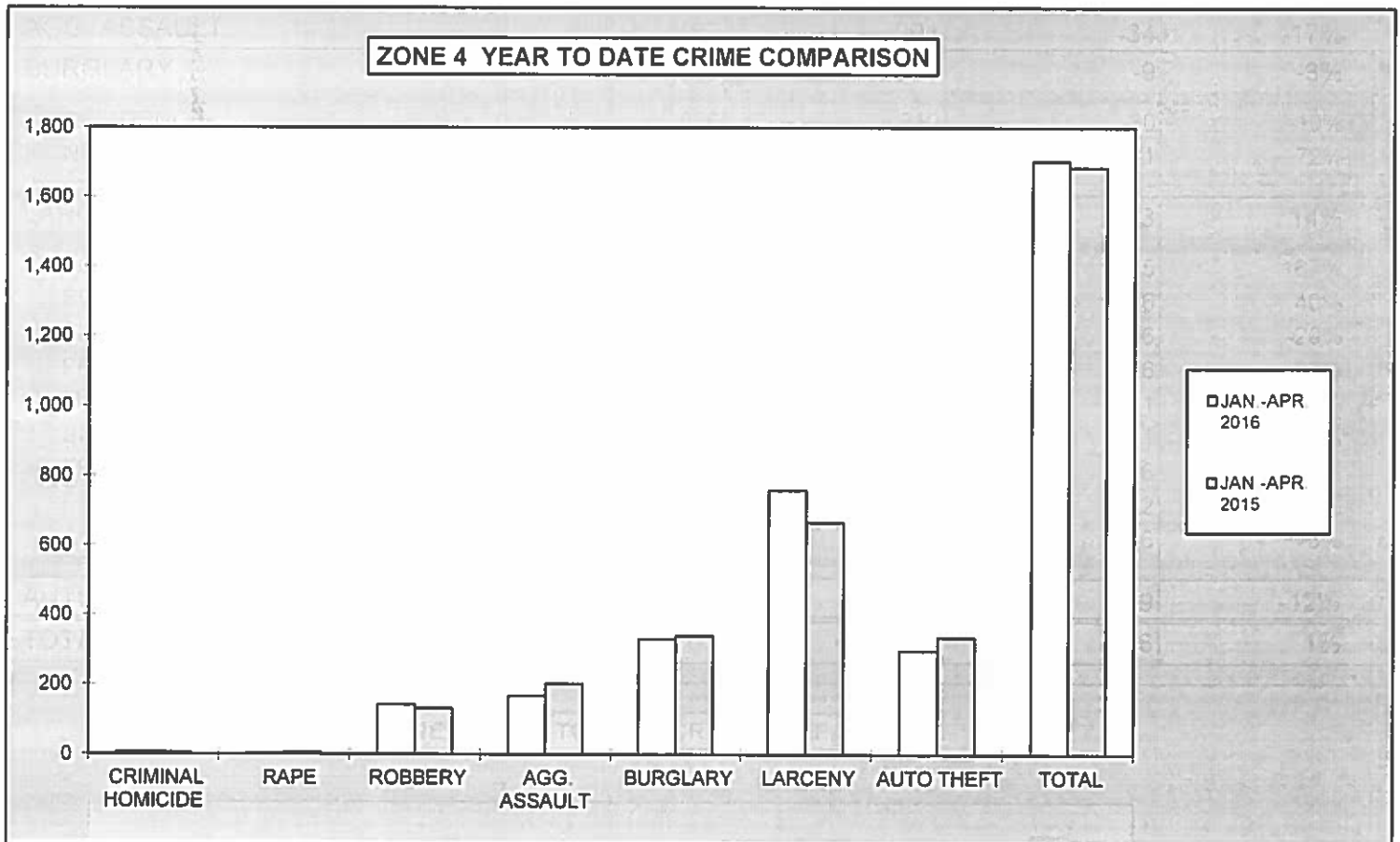
**2016
MONTHLY CRIME COMPARISON**

ZONE 4				
CRIME	APR. 2016	APR. 2015	# DIFFERENCE	% DIFFERENCE
CRIMINAL HOMICIDE	2	0	2	100%
RAPE	2	0	2	100%
ROBBERY	24	25	-1	-4%
AGG. ASSAULT	39	56	-17	-30%
BURGLARY	75	83	-8	-10%
RESIDENCE	67	67	0	0%
NON-RESIDENCE	8	16	-8	-50%
LARCENY	217	175	42	24%
POCKETPICKING	1	1	0	0%
PURSE SNATCHING	6	4	2	50%
SHOPLIFTING	31	30	1	3%
FROM MOTOR VEHICLES	114	71	43	61%
MOTOR VEH. PARTS/ACCESSORIES	19	16	3	19%
BICYCLES	1	3	-2	-67%
FROM BUILDINGS	20	17	3	18%
FROM COIN OPERATED MACHINES	3	0	3	100%
ALL OTHER	22	33	-11	-33%
AUTO THEFT	106	83	23	28%
TOTAL	465	422	43	10%



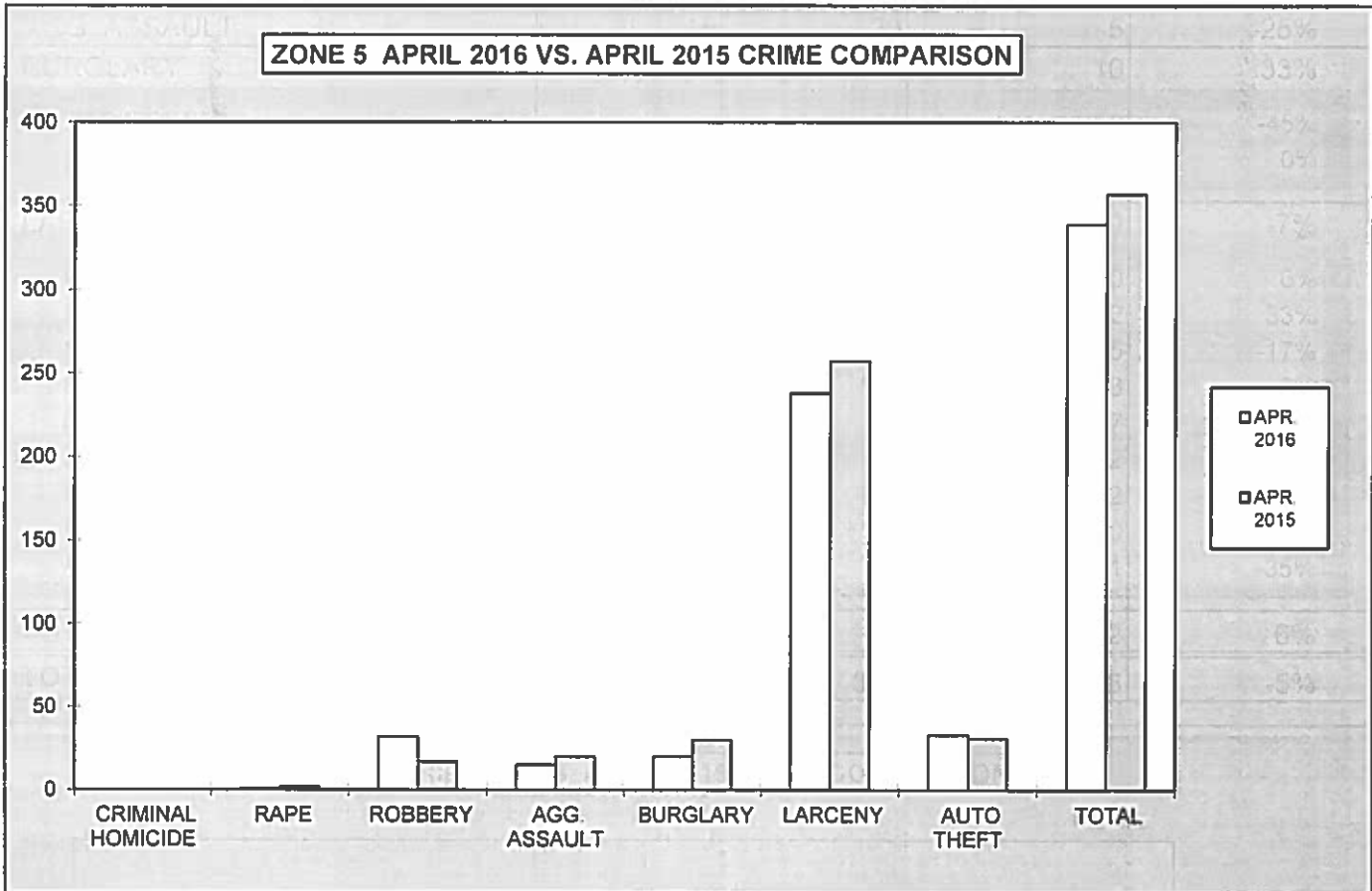
**2016
YEAR TO DATE CRIME COMPARISON**

ZONE 4				
CRIME	JAN.-APR. 2016	JAN.-APR. 2015	# DIFFERENCE	% DIFFERENCE
CRIMINAL HOMICIDE	6	6	0	0%
RAPE	3	6	-3	-50%
ROBBERY	142	132	10	8%
AGG. ASSAULT	167	201	-34	-17%
BURGLARY	330	339	-9	-3%
RESIDENCE	280	310	-30	-10%
NON-RESIDENCE	50	29	21	72%
LARCENY	759	666	93	14%
POCKETPICKING	8	3	5	167%
PURSE SNATCHING	21	15	6	40%
SHOPLIFTING	103	129	-26	-20%
FROM MOTOR VEHICLES	392	286	106	37%
MOTOR VEH. PARTS/ACCESSORIES	59	70	-11	-16%
BICYCLES	6	5	1	20%
FROM BUILDINGS	59	43	16	37%
FROM COIN OPERATED MACHINES	3	1	2	200%
ALL OTHER	108	114	-6	-5%
AUTO THEFT	296	335	-39	-12%
TOTAL	1,703	1,685	18	1%



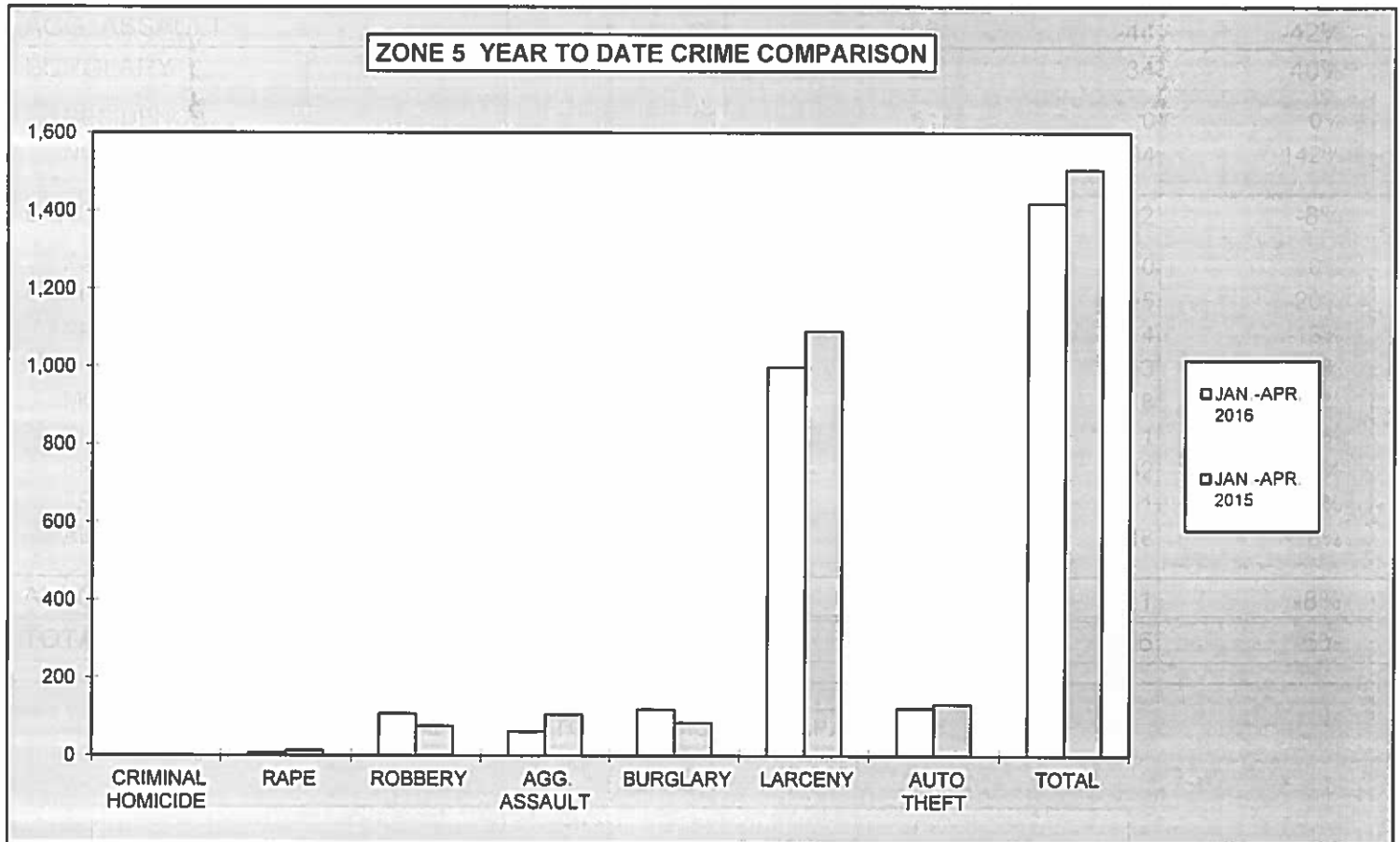
**2016
MONTHLY CRIME COMPARISON**

ZONE 5				
CRIME	APR. 2016	APR. 2015	# DIFFERENCE	% DIFFERENCE
CRIMINAL HOMICIDE	0	0	0	0%
RAPE	1	2	-1	-50%
ROBBERY	32	17	15	88%
AGG. ASSAULT	15	20	-5	-25%
BURGLARY	20	30	-10	-33%
RESIDENCE	12	22	-10	-45%
NON-RESIDENCE	8	8	0	0%
LARCENY	238	257	-19	-7%
POCKETPICKING	1	1	0	0%
PURSE SNATCHING	8	6	2	33%
SHOPLIFTING	24	29	-5	-17%
FROM MOTOR VEHICLES	136	144	-8	-6%
MOTOR VEH. PARTS/ACCESSORIES	14	7	7	100%
BICYCLES	7	9	-2	-22%
FROM BUILDINGS	28	30	-2	-7%
FROM COIN OPERATED MACHINES	0	0	0	0%
ALL OTHER	20	31	-11	-35%
AUTO THEFT	33	31	2	6%
TOTAL	339	357	-18	-5%



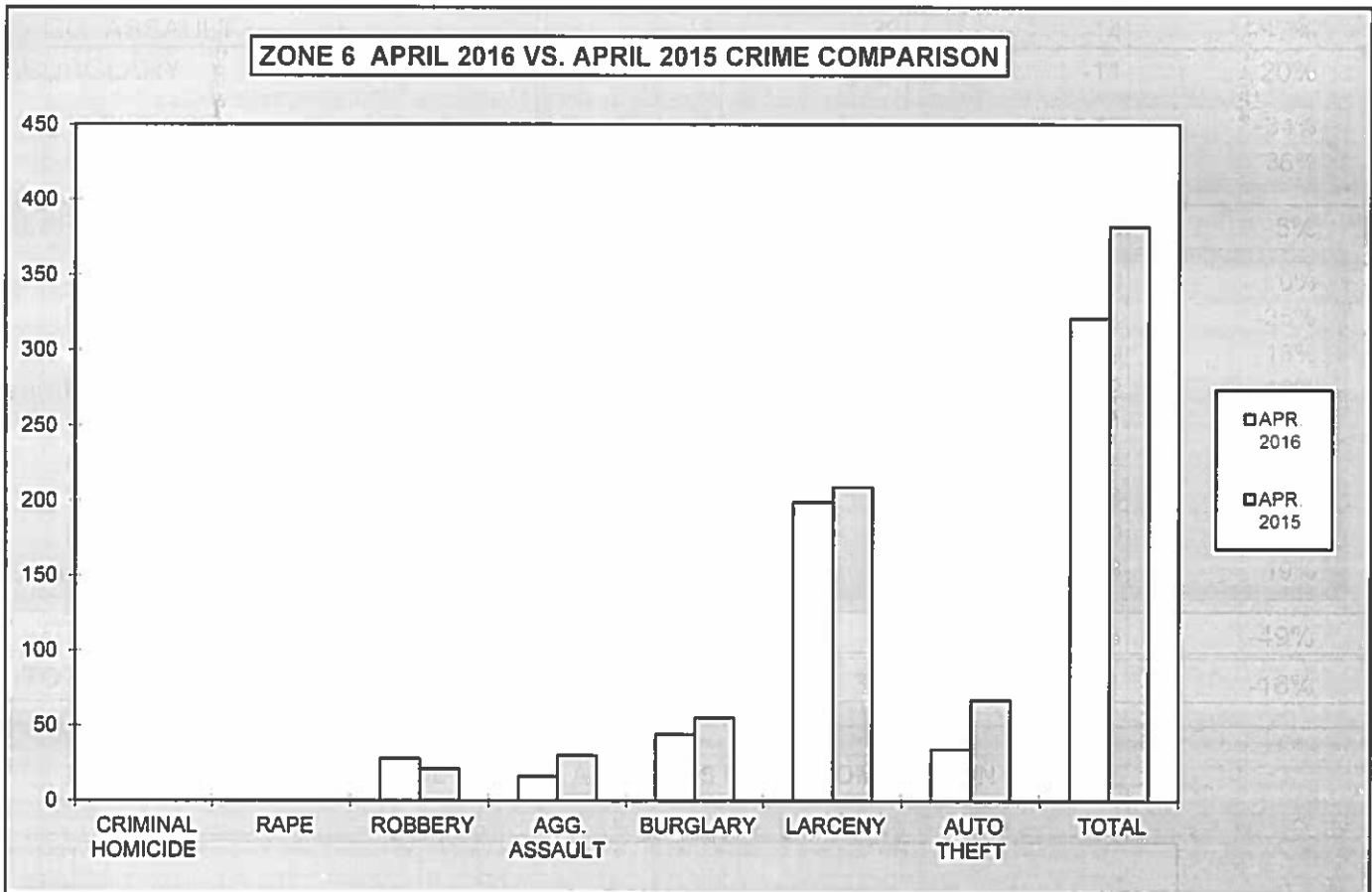
**2016
YEAR TO DATE CRIME COMPARISON**

ZONE 5				
CRIME	JAN.-APR. 2016	JAN.-APR. 2015	# DIFFERENCE	% DIFFERENCE
CRIMINAL HOMICIDE	1	1	0	0%
RAPE	8	13	-5	-38%
ROBBERY	108	76	32	42%
AGG. ASSAULT	62	106	-44	-42%
BURGLARY	119	85	34	40%
RESIDENCE	61	61	0	0%
NON-RESIDENCE	58	24	34	142%
LARCENY	999	1,091	-92	-8%
POCKETPICKING	7	7	0	0%
PURSE SNATCHING	20	25	-5	-20%
SHOPLIFTING	94	108	-14	-13%
FROM MOTOR VEHICLES	595	648	-53	-8%
MOTOR VEH. PARTS/ACCESSORIES	58	40	18	45%
BICYCLES	33	22	11	50%
FROM BUILDINGS	110	142	-32	-23%
FROM COIN OPERATED MACHINES	1	0	1	100%
ALL OTHER	81	99	-18	-18%
AUTO THEFT	122	133	-11	-8%
TOTAL	1,419	1,505	-86	-6%



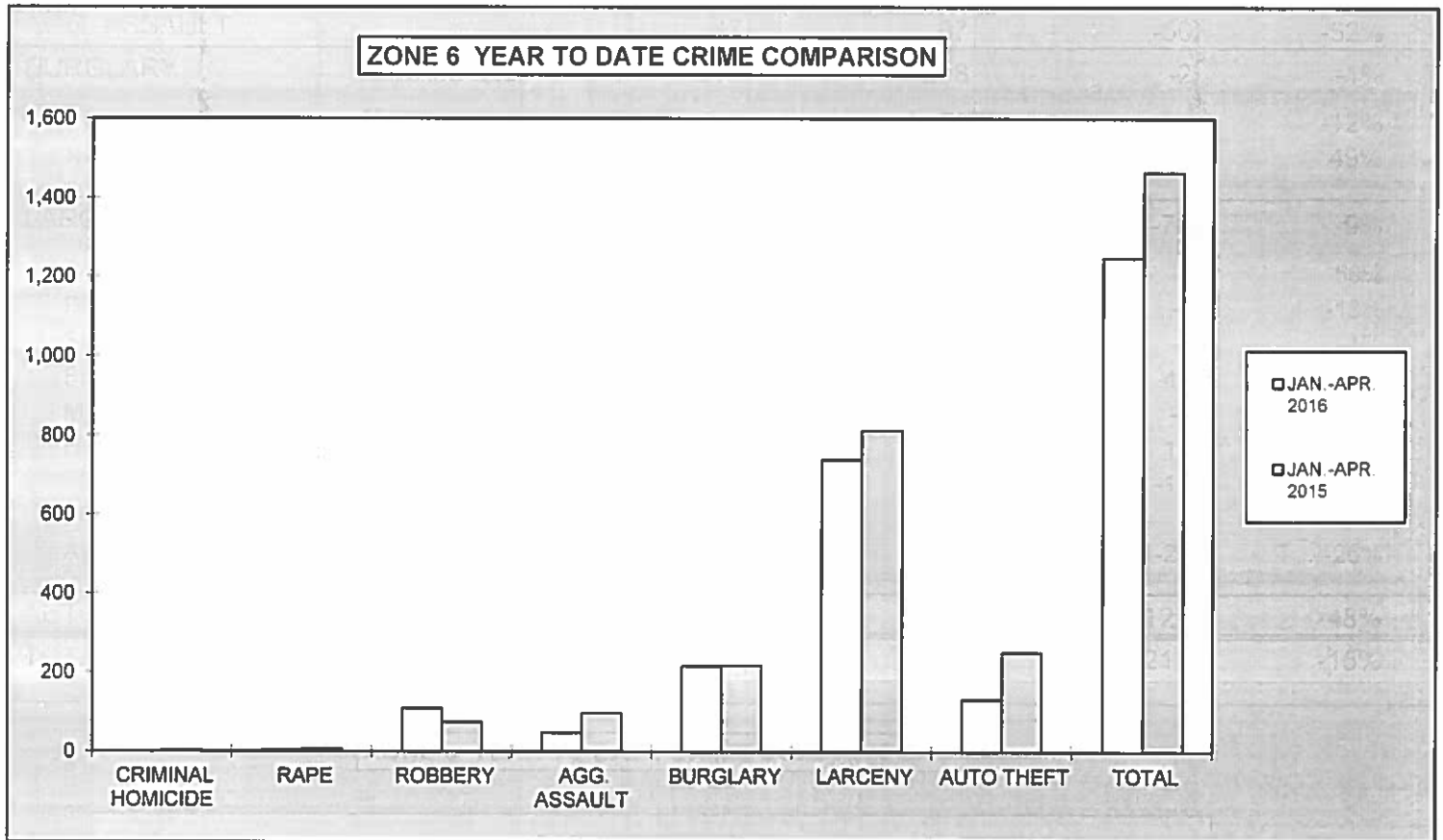
**2016
MONTHLY CRIME COMPARISON**

ZONE 6				
CRIME	APR. 2016	APR. 2015	# DIFFERENCE	% DIFFERENCE
CRIMINAL HOMICIDE	0	0	0	0%
RAPE	0	0	0	0%
ROBBERY	28	21	7	33%
AGG. ASSAULT	16	30	-14	-47%
BURGLARY	44	55	-11	-20%
RESIDENCE	29	44	-15	-34%
NON-RESIDENCE	15	11	4	36%
LARCENY	199	209	-10	-5%
POCKETPICKING	1	1	0	0%
PURSE SNATCHING	3	4	-1	-25%
SHOPLIFTING	40	49	-9	-18%
FROM MOTOR VEHICLES	98	120	-22	-18%
MOTOR VEH. PARTS/ACCESSORIES	6	5	1	20%
BICYCLES	16	2	14	700%
FROM BUILDINGS	16	12	4	33%
FROM COIN OPERATED MACHINES	0	0	0	0%
ALL OTHER	19	16	3	19%
AUTO THEFT	34	67	-33	-49%
TOTAL	321	382	-61	-16%



**2016
YEAR TO DATE CRIME COMPARISON**

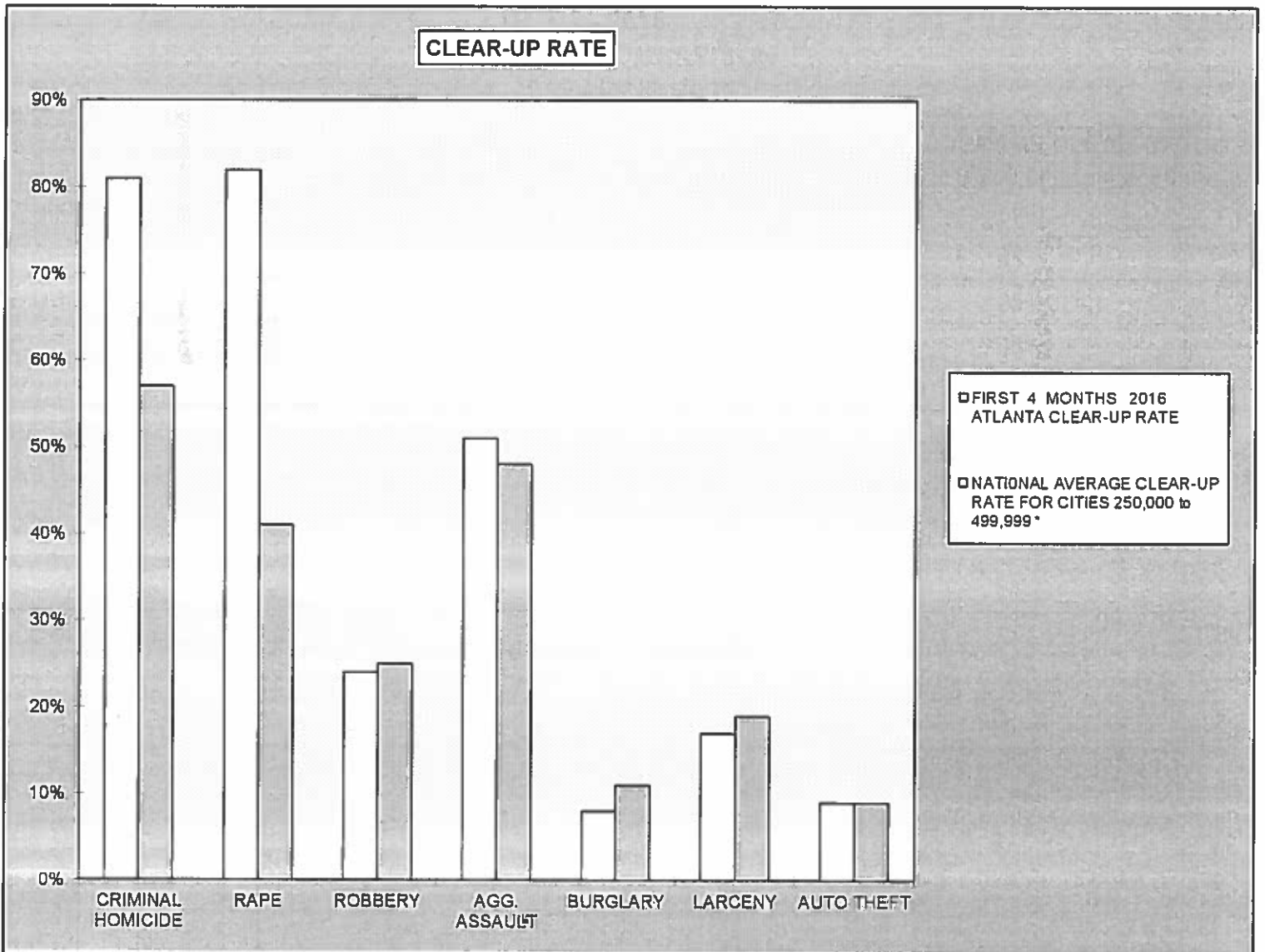
ZONE 6				
CRIME	JAN.-APR. 2016	JAN.-APR. 2015	# DIFFERENCE	% DIFFERENCE
CRIMINAL HOMICIDE	1	4	-3	-75%
RAPE	5	7	-2	-29%
ROBBERY	109	74	35	47%
AGG. ASSAULT	47	97	-50	-52%
BURGLARY	216	218	-2	-1%
RESIDENCE	158	179	-21	-12%
NON-RESIDENCE	58	39	19	49%
LARCENY	739	813	-74	-9%
POCKETPICKING	2	4	-2	-50%
PURSE SNATCHING	9	11	-2	-18%
SHOPLIFTING	136	137	-1	-1%
FROM MOTOR VEHICLES	410	453	-43	-9%
MOTOR VEH. PARTS/ACCESSORIES	36	43	-7	-16%
BICYCLES	33	15	18	120%
FROM BUILDINGS	45	58	-13	-22%
FROM COIN OPERATED MACHINES	0	0	0	0%
ALL OTHER	68	92	-24	-26%
AUTO THEFT	131	251	-120	-48%
TOTAL	1,248	1,464	-216	-15%



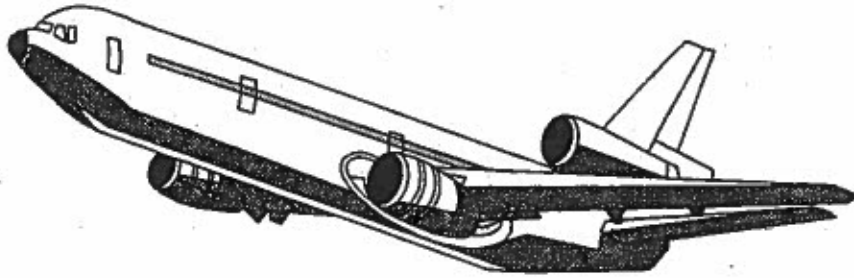
**2016
CRIME COMPARISON
CLEAR-UP RATE**

CRIME	FIRST 4 MONTHS 2016 ATLANTA CLEAR-UP RATE	NATIONAL AVERAGE CLEAR-UP RATE FOR CITIES 250,000 to 499,999 *
CRIMINAL HOMICIDE	81%	57%
RAPE	82%	41%
ROBBERY	24%	25%
AGG. ASSAULT	51%	48%
BURGLARY	8%	11%
LARCENY	17%	19%
AUTO THEFT	9%	9%

* National Average for Cities 250,000 to 499,999 Based on Latest Annual (2014) FBI Uniform Crime Report



APD



The Atlanta Airport
UNIFORM CRIME REPORTING



APRIL 2016

SUPPORT SERVICES DIVISION
INFORMATION SERVICES SECTION

RETURN A - MONTHLY RETURN OF OFFENSES KNOWN TO THE POLICE

This report is authorized by law Title 28, Section 534, U. S. Code. While you are not required to respond, your cooperation in forwarding this report by the 7th day after the close of the month to Uniform Crime Reports, Federal Bureau of Investigation, Washington, D.C. 20535, will assist in compiling comprehensive, accurate national crime figures on a timely basis.

1-720b (Rev 8-30-94)
OMB No. 1110-0001

1	2	3	4	5	6
CLASSIFICATION OF OFFENSES	OFFENSES REPORTED OR KNOWN TO POLICE (INCLUDE "UNFOUNDED" AND ATTEMPTS)	UNFOUNDED, I.E., FALSE OR BASELESS COMPLAINTS	NUMBER OF ACTUAL OFFENSES (COLUMN 2 MINUS COLUMN 3) INCLUDE ATTEMPTS	TOTAL OFFENSES CLEARED BY ARREST OR EXCEPTIONAL MEANS (INCLUDES COL 6)	NUMBER OF CLEARANCES INVOLVING ONLY PERSONS UNDER 18 YEARS OF AGE
1. CRIMINAL HOMICIDE					
a. MURDER AND NONNEGLIGENT HOMICIDE	0	0	0	0	0
b. MANSLAUGHTER BY NEGLIGENCE					
2. FORCIBLE RAPE TOTAL	0	0	0	0	0
a. Rape by Force	0	0	0	0	0
b. Attempts to commit Forcible Rape	0	0	0	0	0
3. ROBBERY TOTAL	0	0	0	0	0
a. Firearm	0	0	0	0	0
b. Knife or Cutting Instrument	0	0	0	0	0
c. Other Dangerous Weapon	0	0	0	0	0
d. Strong-Arm (Hands, Fists, Feet, etc.)	0	0	0	0	0
4. ASSAULT TOTAL	5	0	5	3	0
a. Firearm	0	0	0	0	0
b. Knife or cutting instrument	2	0	2	2	0
c. Other Dangerous Weapon	2	0	2	0	0
d. Strong-Arm	0	0	0	0	0
e. Other Assaults - Simple, Not Aggravated	1	0	1	1	0
5. BURGLARY TOTAL	0	0	0	0	0
a. Forcible Entry	0	0	0	0	0
b. Unlawful Entry - No Force	0	0	0	0	0
c. Attempted Forcible Entry	0	0	0	0	0
6. LARCENY THEFT TOTAL (except Motor Vehicle Theft)	19	0	19	5	0
7. MOTOR VEHICLE THEFT TOTAL	17	0	17	1	0
a. Autos	17	0	17	1	0
b. Trucks and Buses	0	0	0	0	0
c. Other Vehicles	0	0	0	0	0
GRAND TOTAL	41	0	41	9	0

CHECKING ANY OF THE APPROPRIATE BLOCKS BELOW WILL ELIMINATE YOUR NEED TO SUBMIT REPORTS WHEN THE VALUES ARE ZERO. THIS WILL ALSO AID THE NATIONAL PROGRAM IN ITS QUALITY CONTROL EFFORTS.

- NO SUPPLEMENTARY HOMICIDE REPORT SUBMITTED SINCE NO MURDERS, JUSTIFIABLE HOMICIDES, OR MANSLAUGHTER BY NEGLIGENCE OCCURRED IN THIS JURISDICTION DURING THE MONTH.
- NO SUPPLEMENT TO RETURN A REPORT SINCE NO CRIME OFFENSES OR RECOVERY OF PROPERTY REPORTED DURING THE MONTH.
- NO LAW ENFORCEMENT OFFICERS KILLED OR ASSAULTED REPORT SINCE NONE OF THE OFFICERS WERE ASSAULTED OR KILLED DURING THE MONTH.

- NO AGE, SEX, AND RACE OF PERSONS ARRESTED UNDER 18 YEARS OF AGE REPORT SINCE NO ARRESTS OF PERSONS WITHIN THIS AGE GROUP.
- NO AGE, SEX, AND RACE OF PERSONS ARRESTED 18 YEARS OF AGE AND OVER REPORT SINCE NO ARRESTS OF PERSONS WITHIN THIS AGE GROUP.
- NO MONTHLY RETURN OF ARSON OFFENSES KNOWN TO LAW ENFORCEMENT REPORT SINCE NO ARSONS OCCURRED.

DO NOT USE THIS SPACE

	INITIALS
RECORDED	
EDITED	
ENTERED	
ADJUSTED	
LOCKED	

* TOTALS INCLUDE PREVIOUS OFFENSES

APRIL 2016
Month and Year of Report

GA 060240X
Agency Identifier

MAY 18, 2016
Date

ATLANTA AIRPORT POLICE - GEORGIA
Agency and State

[Signature] LIEUTENANT
Prepared By Title
[Signature] CHIEF
Chief, Commissioner, Sheriff, or Superintendent

PROPERTY STOLEN BY CLASSIFICATION

CLASSIFICATION	DATA ENTRY	Number of Actual Offenses (Column 4 Return A)	Monetary Value of Property Stolen
1. MURDER AND NONNEGLIGENT MANSLAUGHTER	12	0	\$ 0.00
2. FORCIBLE RAPE	20	0	\$ 0.00
3. ROBBERY			
(a) HIGHWAY (streets, alleys, etc.)	31	0	0.00
(b) COMMERCIAL HOUSE (except c, d, and f)	32	0	0.00
(c) GAS OR SERVICE STATION	33	0	0.00
(d) CONVENIENCE STORE	34	0	0.00
(e) RESIDENCE (anywhere on premises)	35	0	0.00
(f) BANK	36	0	0.00
(g) MISCELLANEOUS	37	0	0.00
TOTAL ROBBERY	30	0	\$ 0.00
5. BURGLARY - BREAKING OR ENTERING			
(a) RESIDENCE (dwelling)			
(1) NIGHT (6 p.m. - 6 a.m.)	51	0	0.00
(2) DAY (6 a.m. - 6 p.m.)	52	0	0.00
(3) UNKNOWN	53	0	0.00
(b) NON-RESIDENCE (store, office, etc.)			
(1) NIGHT (6 p.m. - 6 a.m.)	54	0	0.00
(2) DAY (6 a.m. - 6 p.m.)	55	0	0.00
(3) UNKNOWN	56	0	0.00
TOTAL BURGLARY	60	0	\$ 0.00
6. LARCENY - THEFT (Except Motor Vehicle Theft)			
(a) \$200 AND OVER	61	13	16,551.00
(b) \$50 TO \$200	62	0	0.00
(c) UNDER \$50	63	6	21.00
TOTAL LARCENY (Same as Item 6X)	60	19	\$ 16,572.00
7. MOTOR VEHICLE THEFT (Include Alleged Joy Ride)	70	17	\$ 651,880.00
GRAND TOTAL - ALL ITEMS	77		\$ 668,452.00
<u>ADDITIONAL ANALYSIS OF LARCENY AND MOTOR VEHICLE THEFT</u>			
6X. NATURE OF LARCENIES UNDER ITEM 6			
(a) POCKET-PICKING	81	0	0.00
(b) PURSE-SNATCHING	82	2	1,820.00
(c) SHOPLIFTING	83	0	0.00
(d) FROM MOTOR VEHICLES (except e)	84	5	5,046.00
(e) MOTOR VEHICLE PARTS AND ACCESSORIES	85	0	0.00
(f) BICYCLES	86	0	0.00
(g) FROM BUILDING (except c and h)	87	6	4,002.00
(h) FROM ANY COIN-OPERATED MACHINES (parking meters, etc.)	88	0	0.00
(i) ALL OTHER	89	6	5,704.00
TOTAL LARCENIES (Same as Item 6)	80	19	\$ 16,572.00
7X. MOTOR VEHICLES RECOVERED			
(a) STOLEN LOCALLY AND RECOVERED LOCALLY	91	4	
(b) STOLEN LOCALLY AND RECOVERED BY OTHER JURISDICTIONS	92	0	
(c) TOTAL LOCALLY STOLEN MOTOR VEHICLES RECOVERED (a & b)	93	4	
(d) STOLEN IN OTHER JURISDICTIONS AND RECOVERED LOCALLY	90	2	

SUPPLEMENT TO RETURN A
MONTHLY RETURN OF OFFENSES KNOWN TO THE POLICE

1-706 (Rev. 8-30-94)
Form Approved
OMB No. 1110-0007

This report is authorized by law, Title 28, Section 534, U. S. Code. While you are not required to respond, your cooperation in submitting this report with the Return A will assist the FBI in compiling comprehensive, accurate figures on a timely basis.



This form deals with the nature of crime and the monetary value of property stolen and recovered. The total offenses recorded on the form should be the same as the number of actual offenses listed in Column 4 of the Return A for each crime class. Include attempted crimes on this form, but do not include unfounded offenses. If you cannot complete the report in all areas, please record as much information as is available. Tally sheets will be sent upon request.

PROPERTY BY TYPE AND VALUE

Type of Property (1)	Data Entry	Monetary Value of Property Stolen in Your Jurisdiction	
		Stolen (2)	Recovered (3)
(A) Currency, Notes, Etc.	01	\$ 3,847.00	\$ 0.00
(B) Jewelry and Precious Metals	02	300.00	0.00
(C) Clothing and Furs	03	1,500.00	0.00
(D) Locally Stolen Motor Vehicles	04	651,880.00	110,751.00
(E) Office Equipment	05	0.00	0.00
(F) Televisions, Radios, Stereos, Etc.	06	7,800.00	0.00
(G) Firearms	07	2,100.00	0.00
(H) Household Goods	08	0.00	0.00
(I) Consumable Goods	09	0.00	0.00
(J) Livestock	10	0.00	0.00
(K) Miscellaneous	11	1,025.00	0.00
TOTAL	00	\$ 668,452.00	\$ 110,751.00

The total of this column should agree with the Grand Total (DATA ENTRY 77) shown on page 2.

Include in this column all property recovered even though stolen in prior months. The above is an accounting for only that property stolen in your jurisdiction. This will include property recovered for you by other jurisdictions, but not property you recover for them.

DATE MAY 18, 2016

 PREPARED BY _____ TITLE LIEUTENANT

 _____ TITLE CHIEF
 CHIEF, COMMISSIONER, SHERIFF OR SUPERINTENDENT

APRIL 2016
 Month and Year of Report

GA 060240X
 Agency Identifier

ATLANTA AIRPORT POLICE - GEORGIA
 Agency and State

ATLANTA AIRPORT POLICE
AGE, SEX, AND RACE OF PERSONS ARRESTED
17 YEARS OF AGE AND OVER

MONTH APRIL

YEAR 2016

CLASSIFICATION OF OFFENSES	SEX	AGE OF PERSON ARRESTED												TOTAL	RACE					ETHNIC						
		17	18	19	20	21	22	23	24	29	34	39	44		49	54	59	64	65 UP	White	Black	Native Amer	Asian/Pacific	Whi Hispanic	Black Hispanic	
Murder/Nonnegligent Manslaughter	M																									
	F																									
Manslaughter by Negligence	M																									
	F																									
Forcible Rape	M																									
	F																									
Robbery	M																									
	F																									
Aggravated Assault	M																									
	F																									
Burglary - Breaking or Entering	M																									
	F																									
Larceny - Theft (except Motor Vehicle Theft)	M	1	1	1																						
	F																									
Motor Vehicle Theft	M																									
	F																									
Other Assaults	M																									
	F																									
Arson	M																									
	F																									
Forgery and Counterfeiting	M																									
	F																									
Fraud	M																									
	F																									
Embezzlement	M																									
	F																									
Stolen Property, Buying, Receiving, Possessing	M																									
	F																									
Vandalism	M																									
	F																									
Weapons	M																									
	F																									

ATLANTA AIRPORT POLICE
AGE, SEX, AND RACE OF PERSONS ARRESTED
17 YEARS OF AGE AND OVER

MONTH APRIL

YEAR 2016

CLASSIFICATION OF OFFENSES	SEX	AGE OF PERSON ARRESTED											RACE					ETHNIC																							
		17	18	19	20	21	22	23	24	29	30	34	35	39	40	44	45	49	50	54	55	59	60	64	65	UP	TOTAL	White	Black	Native Amer.	Asian/Pacific	Whi. Hispanic	Blck Hispanic								
Prostitution and Commercialized Vice	M																										0														
Sex Offenses (except Rape and Prostitution)	F																											0													
Drug Abuse Violations	M																											1													
Grand Total	F																											1													
(1) Sale/Manufacturing Subtotal	M	0	0	1	0	0	1	0	1	0	0	0	0	0	0	0	0	0	0	0	0	0	0	0	0	0	3	1	4	0	0	0	0	0	0	0	0				
	F	0	0	0	2	0	0	0	0	0	0	0	0	0	0	0	0	0	0	0	0	0	0	0	0	0	2	1	4	0	0	0	0	0	0	0	0	0			
Opium or Cocaine and their derivatives	M	0	0	0	0	0	0	0	0	0	0	0	0	0	0	0	0	0	0	0	0	0	0	0	0	0	0	0	0	0	0	0	0	0	0	0	0	0	0		
	F	0	0	0	0	0	0	0	0	0	0	0	0	0	0	0	0	0	0	0	0	0	0	0	0	0	0	0	0	0	0	0	0	0	0	0	0	0	0		
Marijuana	M																																								
	F																																								
Synthetic Narcotics	M																																								
	F																																								
Other Dangerous Non-Narcotic Drugs	M																																								
	F																																								
(2) Possession Subtotal	M	0	0	1	0	0	1	0	1	0	0	0	0	0	0	0	0	0	0	0	0	0	0	0	0	3	1	4	0	0	0	0	0	0	0	0	0	0	0		
	F	0	0	0	2	0	0	0	0	0	0	0	0	0	0	0	0	0	0	0	0	0	0	0	0	2	1	4	0	0	0	0	0	0	0	0	0	0	0	0	
Opium or Cocaine and their derivatives	M																																								
	F																																								
Marijuana	M																																								
	F																																								
Synthetic Narcotics	M																																								
	F																																								
Other Dangerous Non-Narcotic Drugs	M																																								
	F																																								
Gambling	M	0	0	0	0	0	0	0	0	0	0	0	0	0	0	0	0	0	0	0	0	0	0	0	0	0	0	0	0	0	0	0	0	0	0	0	0	0	0	0	
	F	0	0	0	0	0	0	0	0	0	0	0	0	0	0	0	0	0	0	0	0	0	0	0	0	0	0	0	0	0	0	0	0	0	0	0	0	0	0	0	0
Bookmaking	M																																								
	F																																								
Numbers and Lottery	M																																								
	F																																								

ATLANTA AIRPORT POLICE
AGE, SEX, AND RACE OF PERSONS ARRESTED
17 YEARS OF AGE AND OVER

MONTH APRIL

YEAR 2016

CLASSIFICATION OF OFFENSES	SEX	AGE OF PERSON ARRESTED											RACE				ETHNIC															
		17	18	19	20	21	22	23	24	29	30	34	35	39	40	44	45	49	50	54	55	59	60	64	65	UP	TOTAL	White	Black	Native Amer.	Asian/Pacific	Whl. Hispanic
All Other Gambling	M																									0						
	F																									0						
Offenses Against Family And Children	M																									0						
	F																									0						
Driving Under the Influence	M																									0						
	F																									0						
Liquor Laws	M																									0						
	F																									0						
Drunkenness	M																									1						
	F																									0						
Disorderly Conduct	M																									0						
	F																									3						
Vagrancy	M																									2						
	F																									0						
All Other Offenses (except Traffic)	M																									0						
	F																									8						
Suspicion	M																									0						
	F																									0						
TOTAL		1	1	2	2	1	3	3	16	12	12	12	11	11	19	14	12	9	11	14	11	12	8	9	133	30	99	0	4	0	0	

APRIL 2016

Month and Year of Report

GA 060240X

Agency Identifier

MAY 18, 2016

Date

[Signature]
Prepared By

LIEUTENANT

Title

[Signature]
Chief, Commissioner, Sheriff, or Superintendent

ATLANTA AIRPORT POLICE - GEORGIA

Agency and State

CHIEF

ATLANTA AIRPORT POLICE
 AGE, SEX, AND RACE OF PERSONS ARRESTED
 16 YEARS OF AGE AND UNDER

MONTH APRIL

YEAR 2016

CLASSIFICATION OF OFFENSES	SEX	AGE					RACE					ETHNIC						
		09		10-12		13-14		15		16		TOTAL	White	Black	Native Amer.	Asian/Pacific	Whi. Hispanic	Blck Hispanic
		09	10	11	12	13	14	15	16									
Murder/Nonnegligent Manslaughter	M																	
	F																	
Manslaughter by Negligence	M																	
	F																	
Forcible Rape	M																	
	F																	
Robbery	M																	
	F																	
Aggravated Assault	M																	
	F																	
Burglary - Breaking or Entering	M																	
	F																	
Larceny - Theft (except Motor Vehicle Theft)	M																	
	F																	
Motor Vehicle Theft	M																	
	F																	
Other Assaults	M																	
	F																	
Arson	M																	
	F																	
Forgery and Counterfeiting	M																	
	F																	
Fraud	M																	
	F																	
Embezzlement	M																	
	F																	
Stolen Property; Buying, Receiving, Possessing	M																	
	F																	
Vandalism	M																	
	F																	
Weapons	M																	
	F																	
Prostitution and Commercialized Vice	M																	
	F																	

ATLANTA AIRPORT POLICE
 AGE, SEX, AND RACE OF PERSONS ARRESTED
 16 YEARS OF AGE AND UNDER

MONTH APRIL

YEAR 2016

CLASSIFICATION OF OFFENSES	SEX	AGE						TOTAL	RACE					ETHNIC				
		0 9		10 12		13 14			15		16		White	Black	Native Amer.	Asian/Pacific	Whl. Hispanic	Bck Hispanic
		0	9	10	12	13	14		15	16								
17 Sex Offenses (except Rape and Prostitution)	M																	
	F																	
18 Drug Abuse Violations	M	0	0	0	0	0	0	0	0	0	0	0	0	0	0	0	0	
	F	0	0	0	0	0	0	0	0	0	0	0	0	0	0	0	0	
180 Grand Total	M	0	0	0	0	0	0	0	0	0	0	0	0	0	0	0	0	
	F	0	0	0	0	0	0	0	0	0	0	0	0	0	0	0	0	
a Subtotal	M																	
	F																	
b Subtotal	M																	
	F																	
c Subtotal	M																	
	F																	
d Subtotal	M																	
	F																	
185 Subtotal	M	0	0	0	0	0	0	0	0	0	0	0	0	0	0	0	0	
	F	0	0	0	0	0	0	0	0	0	0	0	0	0	0	0	0	
e Subtotal	M																	
	F																	
f Subtotal	M																	
	F																	
g Subtotal	M																	
	F																	
h Subtotal	M																	
	F																	
19 Total	M	0	0	0	0	0	0	0	0	0	0	0	0	0	0	0	0	
	F	0	0	0	0	0	0	0	0	0	0	0	0	0	0	0	0	
a Subtotal	M																	
	F																	
b Subtotal	M																	
	F																	
c Subtotal	M																	
	F																	
20 Total	M																	
	F																	

ATLANTA AIRPORT POLICE
 AGE, SEX, AND RACE OF PERSONS ARRESTED
 16 YEARS OF AGE AND UNDER

MONTH APRIL
 YEAR 2016

CLASSIFICATION OF OFFENSES	SEX	AGE					RACE					ETHNIC							
		0 9		10 12		13 14		15		16		TOTAL	White	Black	Native Amer.	Asian/Pacific	Whi. Hispanic	Blck Hispanic	
Driving Under the Influence	M																		
	F																		
Liquor Laws	M																		
	F																		
Drunkenness	M																		
	F																		
Disorderly Conduct	M																		
	F																		
Vagrancy	M																		
	F																		
All Other Offenses (except Traffic)	M																		
	F																		
Suspicion	M																		
	F																		
Curfew and Loitering	M																		
	F																		
Run-Aways	M																		
	F																		
Total		0	0	0	0	0	0	0	0	0	0	0	0	0	0	0	0	0	0

APRIL 2016
 Month and Year of Report

GA 060240X
 Agency Identifier

MAY 18, 2016
 Date

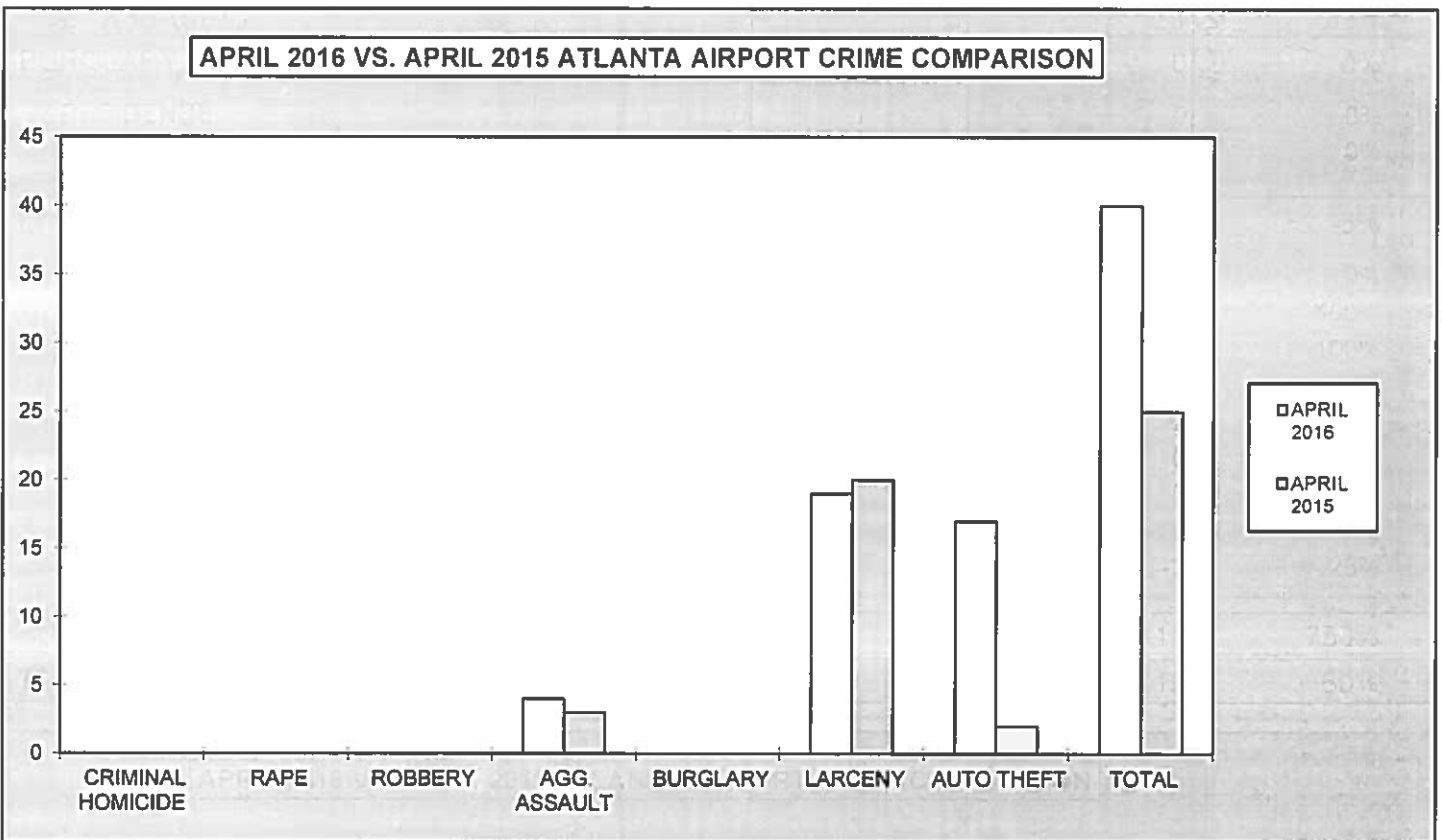
[Signature]
 Prepared By
 LIEUTENANT

[Signature]
 Chief, Commissioner, Sheriff, or Superintendent
 CHIEF

ATLANTA AIRPORT POLICE - GEORGIA
 Agency and State

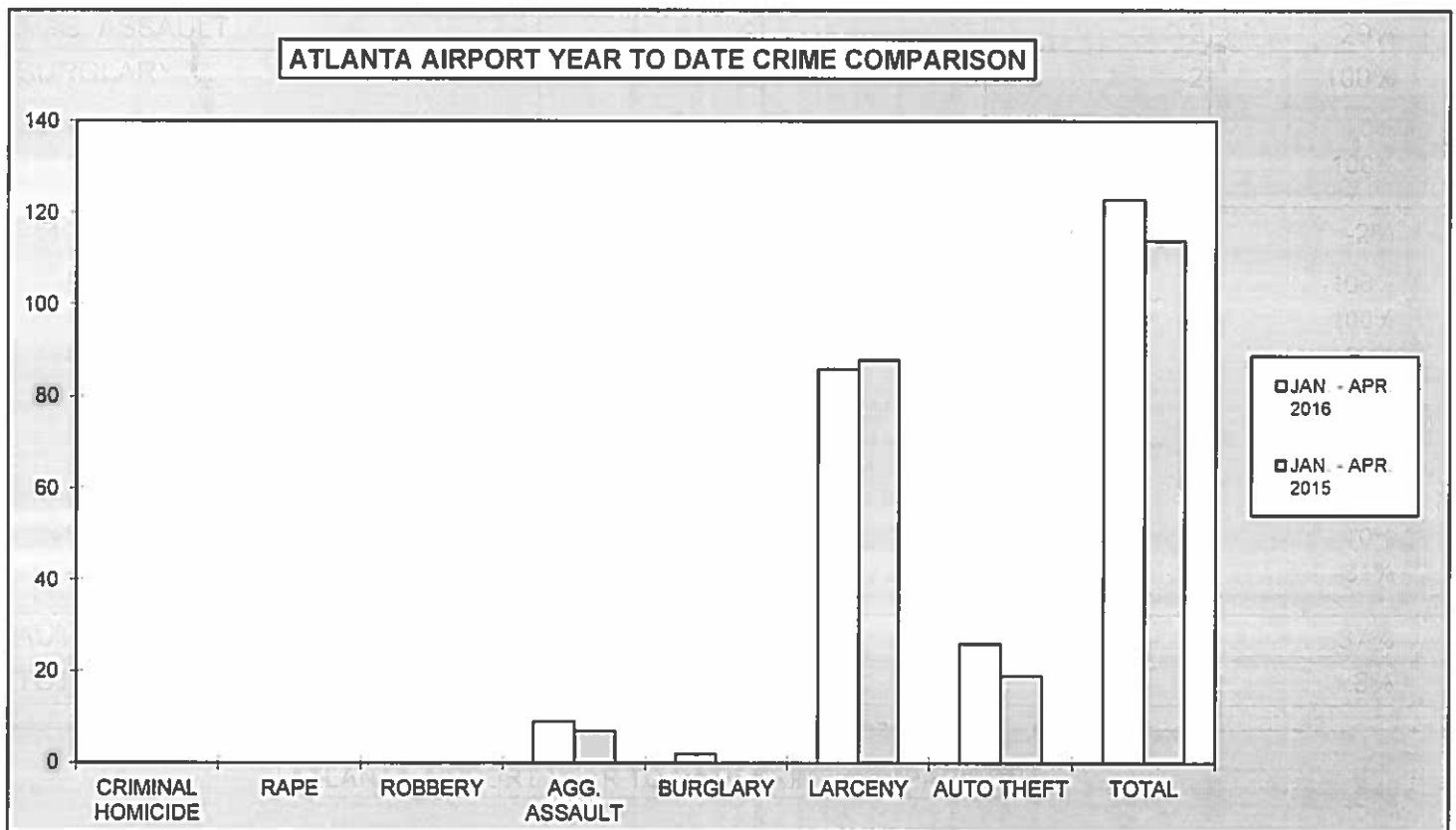
**2016
ATLANTA AIRPORT
MONTHLY CRIME COMPARISON**

CRIME	APRIL 2016	APRIL 2015	# DIFFERENCE	% DIFFERENCE
CRIMINAL HOMICIDE	0	0	0	0%
RAPE	0	0	0	0%
ROBBERY	0	0	0	0%
AGG. ASSAULT	4	3	1	33%
BURGLARY	0	0	0	0%
RESIDENCE	0	0	0	0%
NON-RESIDENCE	0	0	0	0%
LARCENY	19	20	-1	-5%
POCKETPICKING	0	0	0	0%
PURSE SNATCHING	2	0	2	100%
SHOPLIFTING	0	1	-1	-100%
FROM MOTOR VEHICLES	5	3	2	67%
MOTOR VEH. PARTS/ACCESSORIES	0	2	-2	-100%
BICYCLES	0	0	0	0%
FROM BUILDINGS	6	6	0	0%
FROM COIN OPERATED MACHINES	0	0	0	0%
ALL OTHER	6	8	-2	-25%
AUTO THEFT	17	2	15	750%
TOTAL	40	25	15	60%



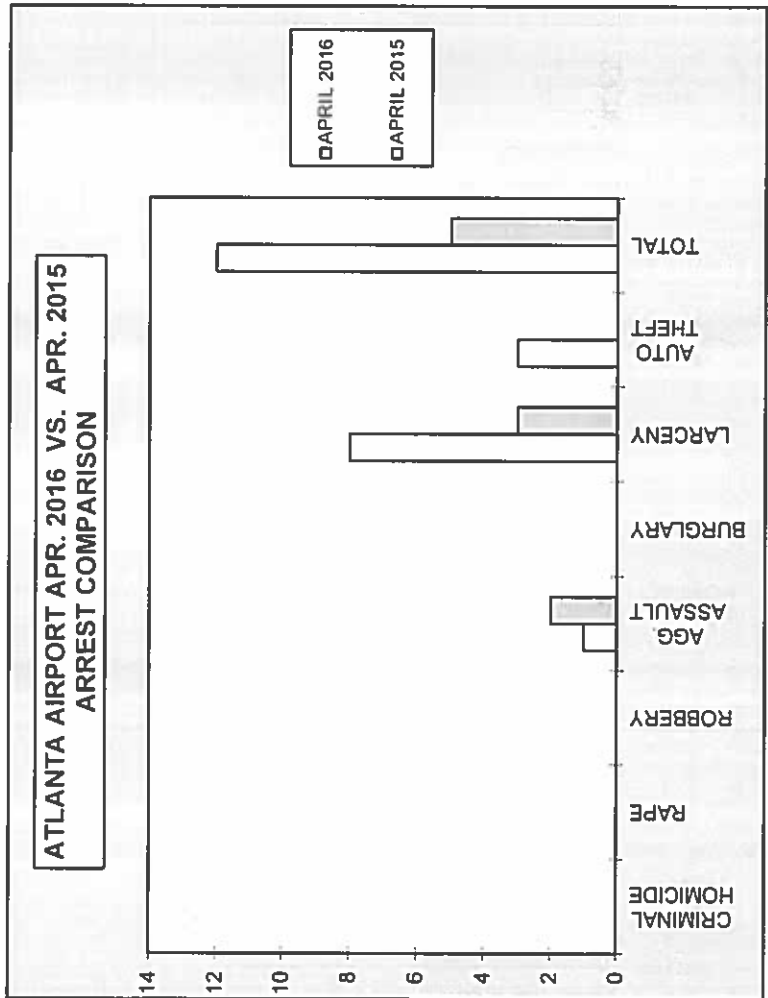
**2016
ATLANTA AIRPORT
YEAR TO DATE CRIME COMPARISON**

FIRST 4 MONTHS				
CRIME	JAN. - APR. 2016	JAN. - APR. 2015	# DIFFERENCE	% DIFFERENCE
CRIMINAL HOMICIDE	0	0	0	0%
RAPE	0	0	0	0%
ROBBERY	0	0	0	0%
AGG. ASSAULT	9	7	2	29%
BURGLARY	2	0	2	100%
RESIDENCE	0	0	0	0%
NON-RESIDENCE	2	0	2	100%
LARCENY	86	88	-2	-2%
POCKETPICKING	0	3	-3	-100%
PURSE SNATCHING	5	0	5	100%
SHOPLIFTING	1	5	-4	-80%
FROM MOTOR VEHICLES	13	12	1	8%
MOTOR VEH. PARTS/ACCESSORIES	12	2	10	500%
BICYCLES	0	0	0	0%
FROM BUILDINGS	30	30	0	0%
FROM COIN OPERATED MACHINES	0	0	0	0%
ALL OTHER	25	36	-11	-31%
AUTO THEFT	26	19	7	37%
TOTAL	123	114	9	8%

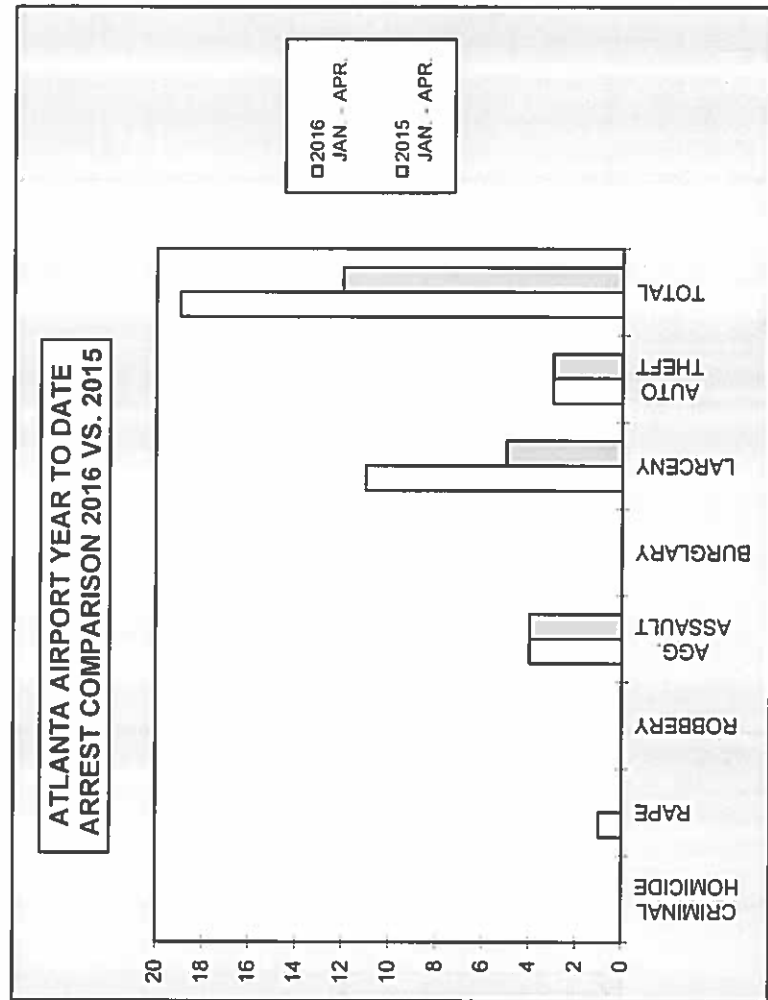


**2016
ATLANTA AIRPORT
ARREST COMPARISON**

APRIL ARREST COMPARISON					
CRIME	APRIL 2016	APRIL 2015	# DIFFERENCE	% DIFFERENCE	
CRIMINAL HOMICIDE	0	0	0	0%	
RAPE	0	0	0	0%	
ROBBERY	0	0	0	0%	
AGG. ASSAULT	1	2	-1	-50%	
BURGLARY	0	0	0	0%	
LARCENY	8	3	5	167%	
AUTO THEFT	3	0	3	100%	
TOTAL	12	5	7	140%	



FIRST 4 MONTHS ARREST COMPARISON					
CRIME	2016 JAN - APR.	2015 JAN. - APR.	# DIFFERENCE	% DIFFERENCE	
CRIMINAL HOMICIDE	0	0	0	0%	
RAPE	1	0	1	100%	
ROBBERY	0	0	0	0%	
AGG. ASSAULT	4	4	0	0%	
BURGLARY	0	0	0	0%	
LARCENY	11	5	6	120%	
AUTO THEFT	3	3	0	0%	
TOTAL	19	12	7	58%	



**2016
ATLANTA AIRPORT
CLEAR-UP RATE**

CRIME	ATLANTA AIRPORT APR. 2016 CLEAR-UP RATE	ATLANTA AIRPORT APR. 2015 CLEAR-UP RATE
CRIMINAL HOMICIDE	0%	0%
RAPE	0%	0%
ROBBERY	0%	0%
AGG. ASSAULT	50%	33%
BURGLARY	0%	0%
LARCENY	26%	15%
AUTO THEFT	6%	0%

