

FBI

UNIFORM CRIME REPORTING

ATLANTA POLICE DEPARTMENT
226 PEACHTREE STREET, SW
ATLANTA, GEORGIA 30303



MAY 2016

SUPPORT SERVICES DIVISION
INFORMATION SERVICES SECTION

TABLE OF CONTENTS

	Page
U. C. R. COMPARATIVE CRIME REPORT -----	1
RETURN A - MONTHLY RETURN OF OFFENSES KNOWN TO THE POLICE -----	2
PROPERTY STOLEN BY CLASSIFICATION -----	3
	3a
LAW ENFORCEMENT OFFICERS KILLED OR ASSAULTED -----	4
MONTHLY RETURN OF ARSON OFFENSES KNOWN TO LAW ENFORCEMENT -----	5
POLICE DISPOSITION OF JUVENILES -----	6
SUPPLEMENTARY HOMICIDE REPORT -----	7
SEX AND RACE OF PERSONS ARRESTED -----	8
	8a-8e
HOMICIDE COMPARISON REPORT -----	9
HOMICIDE BREAKDOWN REPORT -----	10
SEVEN MAJOR CRIMES - MONTHLY CRIME COMPARISON -----	11
SEVEN MAJOR CRIMES - YEAR TO DATE CRIME COMPARISON -----	12
SEVEN MAJOR CRIMES ARREST MONTHLY AND YEAR TO DATE COMPARISON -----	13
CRIMES AGAINST PERSONS MONTHLY AND YEAR TO DATE COMPARISON -----	14
CRIMES AGAINST PROPERTY MONTHLY AND YEAR TO DATE COMPARISON -----	15
CRIMES AGAINST PERSONS & PROPERTY MONTHLY COMPARISON BY ZONES -----	16
CRIMES AGAINST PERSONS & PROPERTY YEAR TO DATE COMPARISON BY ZONES ----	17
SEVEN MAJOR CRIMES MONTHLY CRIME COMPARISON BY ZONES -----	18
SEVEN MAJOR CRIMES - YEAR TO DATE CRIME COMPARISON BY ZONES -----	19
SEVEN MAJOR CRIMES - MONTHLY CRIME COMPARISON - ZONE 1 -----	20
SEVEN MAJOR CRIMES - YEAR TO DATE CRIME COMPARISON - ZONE 1 -----	21
SEVEN MAJOR CRIMES - MONTHLY CRIME COMPARISON - ZONE 2 -----	22
SEVEN MAJOR CRIMES - YEAR TO DATE CRIME COMPARISON - ZONE 2 -----	23
SEVEN MAJOR CRIMES - MONTHLY CRIME COMPARISON - ZONE 3 -----	24
SEVEN MAJOR CRIMES - YEAR TO DATE CRIME COMPARISON - ZONE 3 -----	25
SEVEN MAJOR CRIMES - MONTHLY CRIME COMPARISON - ZONE 4 -----	26
SEVEN MAJOR CRIMES - YEAR TO DATE CRIME COMPARISON - ZONE 4 -----	27
SEVEN MAJOR CRIMES - MONTHLY CRIME COMPARISON - ZONE 5 -----	28
SEVEN MAJOR CRIMES - YEAR TO DATE CRIME COMPARISON - ZONE 5 -----	29
SEVEN MAJOR CRIMES - MONTHLY CRIME COMPARISON - ZONE 6 -----	30
SEVEN MAJOR CRIMES - YEAR TO DATE CRIME COMPARISON - ZONE 6 -----	31
CLEAR-UP RATE COMPARISON -----	32
ATLANTA AIRPORT -----	33
RETURN A - MONTHLY RETURN OF OFFENSES KNOWN TO THE POLICE -----	34
PROPERTY STOLEN BY CLASSIFICATION -----	35
	35a
SEX AND RACE OF PERSONS ARRESTED -----	36
	36a-36e
SEVEN MAJOR CRIMES - MONTHLY CRIME COMPARISON -----	37
SEVEN MAJOR CRIMES - YEAR TO DATE CRIME COMPARISON -----	38
SEVEN MAJOR CRIMES ARREST MONTHLY AND YEAR TO DATE COMPARISON -----	39
CLEAR-UP RATE COMPARISON -----	40

MAY 2016

U.C.R. COMPARATIVE CRIME REPORT
SUPPORT SERVICES DIVISION
INFORMATION SERVICES SECTION

	MAY 2016		MAY 2015		COMPARATIVE ACTUAL	% CHANGE ACTUAL	COMPARATIVE CLEARED	% CHANGE CLEARED
MURDER	9	7	10	7	-1	-10%	0	0%
RAPE	5	2	17	5	-12	-71%	-3	-60%
ROBBERY	177	48	164	41	13	8%	7	17%
AGG. ASSAULT	268	149	246	99	22	9%	50	51%
BURGLARY - RESIDENCE	304	48	374	27	-70	-19%	21	78%
BURGLARY - NON-RESIDENCE	80	48	64	27	16	25%		
LARCENY - \$200 AND OVER	349	217	313	247	36	12%		
LARCENY - \$50 TO \$199	95	27	81	26	14	17%	-30	-12%
LARCENY - UNDER \$50	963	27	1,036		-73	-7%		
AUTO THEFT	321		400		-79	-20%	1	4%
TOTAL	2,571		2,705		-134	-5%		
AUTOS RECOVERED	20		120		-100	-83%		

11

	2016 JANUARY - MAY		2015 JANUARY - MAY		COMPARATIVE ACTUAL	% CHANGE ACTUAL	COMPARATIVE CLEARED	% CHANGE CLEARED
MURDER	41	33	39	23	2	5%	10	43%
RAPE	44	34	66	33	-22	-33%	1	3%
ROBBERY	941	230	764	185	177	23%	45	24%
AGG. ASSAULT	1,040	543	1,216	631	-176	-14%	-88	-14%
BURGLARY - RESIDENCE	1,410	161	1,579	162	-169	-11%	-1	-1%
BURGLARY - NON-RESIDENCE	393	161	290	162	103	36%		
LARCENY - \$200 AND OVER	1,270	1,021	1,338	1,238	-68	-5%		
LARCENY - \$50 TO \$199	338	142	384	103	-46	-12%	-217	-18%
LARCENY - UNDER \$50	4,579	142	4,482	103	97	2%	39	38%
AUTO THEFT	1,562		1,726		-164	-10%		
TOTAL	11,618		11,884		-266	-2%		
AUTOS RECOVERED	365		400		-35	-9%		

RETURN A - MONTHLY RETURN OF OFFENSES KNOWN TO THE POLICE

1-720b (Rev. 8-30-94)
OMB No. 1110-0001

This report is authorized by law Title 28, Section 534, U.S. Code. While you are not required to respond, your cooperation in forwarding this report by the 7th day after the close of the month to Uniform Crime Reports, Federal Bureau of Investigation, Washington, D.C. 20535, will assist in compiling comprehensive, accurate national crime figures on a timely basis.

1	2	3	4	5	6
CLASSIFICATION OF OFFENSES	OFFENSES REPORTED OR KNOWN TO POLICE (INCLUDE "UNFOUNDED" AND ATTEMPTS)	UNFOUNDED, I.E., FALSE OR BASELESS COMPLAINTS	NUMBER OF ACTUAL OFFENSES (COLUMN 2 MINUS COLUMN 3) (INCLUDE ATTEMPTS)	TOTAL OFFENSES CLEARED BY ARREST OR EXCEPTIONAL MEANS (INCLUDES COL. 6)	NUMBER OF CLEARANCES INVOLVING ONLY PERSONS UNDER 18 YEARS OF AGE
1. CRIMINAL HOMICIDE					
a. MURDER AND NONNEGLIGENT HOMICIDE	10	1	9	7	0
b. MANSLAUGHTER BY NEGLIGENCE					
2. FORCIBLE RAPE TOTAL	9	4	5	2	0
a. Rape by Force	9	4	5	2	0
b. Attempts to commit Forcible Rape	0	0	0	0	0
3. ROBBERY TOTAL	187	10	177	48	1
a. Firearm	139	8	131	23	0
b. Knife or Cutting Instrument	4	1	3	3	0
c. Other Dangerous Weapon	8	0	8	1	0
d. Strong-Arm (Hands, Fists, Feet, etc.)	36	1	35	21	1
4. ASSAULT TOTAL	746	20	726	418	11
a. Firearm	142	7	135	62	1
b. Knife or cutting instrument	41	1	40	31	2
c. Other Dangerous Weapon	80	5	75	48	1
d. Strong-Arm	19	1	18	8	0
e. Other Assaults - Simple, Not Aggravated	464	6	458	269	7
5. BURGLARY TOTAL	398	14	384	48	1
a. Forcible Entry	314	7	307	44	1
b. Unlawful Entry - No Force	67	3	64	4	0
c. Attempted Forcible Entry	17	4	13	0	0
6. LARCENY THEFT TOTAL (except Motor Vehicle Theft)	1,453	46	1,407	217	16
7. MOTOR VEHICLE THEFT TOTAL	359	38	321	27	6
a. Autos	320	35	285	26	6
b. Trucks and Buses	25	3	22	0	0
c. Other Vehicles	14	0	14	1	0
GRAND TOTAL	3,162	133	3,029	767	35

CHECKING ANY OF THE APPROPRIATE BLOCKS BELOW WILL ELIMINATE YOUR NEED TO SUBMIT REPORTS WHEN THE VALUES ARE ZERO. THIS WILL ALSO AID THE NATIONAL PROGRAM IN ITS QUALITY CONTROL EFFORTS.

- NO SUPPLEMENTARY HOMICIDE REPORT SUBMITTED SINCE NO MURDERS, JUSTIFIABLE HOMICIDES, OR MANSLAUGHTER BY NEGLIGENCE OCCURRED IN THIS JURISDICTION DURING THE MONTH.
- NO SUPPLEMENT TO RETURN A REPORT SINCE NO CRIME OFFENSES OR RECOVERY OF PROPERTY REPORTED DURING THE MONTH.
- NO LAW ENFORCEMENT OFFICERS KILLED OR ASSAULTED REPORT SINCE NONE OF THE OFFICERS WERE ASSAULTED OR KILLED DURING THE MONTH.

- NO AGE, SEX, AND RACE OF PERSONS ARRESTED UNDER 18 YEARS OF AGE REPORT SINCE NO ARRESTS OF PERSONS WITHIN THIS AGE GROUP.
- NO AGE, SEX, AND RACE OF PERSONS ARRESTED 18 YEARS OF AGE AND OVER REPORT SINCE NO ARRESTS OF PERSONS WITHIN THIS AGE GROUP.
- NO MONTHLY RETURN OF ARSON OFFENSES KNOWN TO LAW ENFORCEMENT REPORT SINCE NO ARSONS OCCURRED.

DO NOT USE THIS SPACE

	INITIALS
RECORDED	
EDITED	
ENTERED	
ADJUSTED	
CHECKED	

* TOTALS INCLUDE PREVIOUS OFFENSES

MAY 2016
Month and Year of Report

GAAPD 0000
Agency Identifier

JULY 21, 2016
Date

ATLANTA POLICE DEPARTMENT - GEORGIA
Agency and State

J. [Signature] LIEUTENANT
Prepared By Title
George T. [Signature] CHIEF
Chief, Commissioner, Sheriff, or Superintendent

PROPERTY STOLEN BY CLASSIFICATION

CLASSIFICATION	DATA ENTRY	Number of Actual Offenses (Column 4 Return A)	Monetary Value of Property Stolen
1. MURDER AND NONNEGLIGENT MANSLAUGHTER	12	9	\$ 0.00
2. FORCIBLE RAPE	20	5	\$ 0.00
3. ROBBERY			
(a) HIGHWAY (streets, alleys, etc.)	31	128	23,231.00
(b) COMMERCIAL HOUSE (except c, d, and f)	32	8	5,465.00
(c) GAS OR SERVICE STATION	33	5	702.00
(d) CONVENIENCE STORE	34	3	730.00
(e) RESIDENCE (anywhere on premises)	35	22	4,738.00
(f) BANK	36	1	0.00
(g) MISCELLANEOUS	37	10	191,097.00
TOTAL ROBBERY	30	177	\$ 225,963.00
5. BURGLARY - BREAKING OR ENTERING			
(a) RESIDENCE (dwelling)			
(1) NIGHT (6 p.m. - 6 a.m.)	51	117	161,540.00
(2) DAY (6 a.m. - 6 p.m.)	52	187	108,199.00
(3) UNKNOWN	53	0	0.00
(b) NON-RESIDENCE (store, office, etc.)			
(1) NIGHT (6 p.m. - 6 a.m.)	54	59	86,507.00
(2) DAY (6 a.m. - 6 p.m.)	55	21	72,986.00
(3) UNKNOWN	56	0	0.00
TOTAL BURGLARY	50	384	\$ 429,232.00
6. LARCENY - THEFT (Except Motor Vehicle Theft)			
(a) \$200 AND OVER	61	349	925,619.00
(b) \$50 TO \$200	62	95	9,736.00
(c) UNDER \$50	63	963	3,065.00
TOTAL LARCENY (Same as Item 6X)	60	1,407	\$ 938,420.00
7. MOTOR VEHICLE THEFT (Include Alleged Joy Ride)	70	321	\$ 161,451.00
GRAND TOTAL - ALL ITEMS	77	1,755,066.00	\$ 1,755,066.00
ADDITIONAL ANALYSIS OF LARCENY AND MOTOR VEHICLE THEFT			
6X. NATURE OF LARCENIES UNDER ITEM 6			
(a) POCKET-PICKING	81	6	-13,833.00 *
(b) PURSE SNATCHING	82	19	2,846.00
(c) SHOPLIFTING	83	232	51,561.00
(d) FROM MOTOR VEHICLES (except e)	84	742	267,545.00
(e) MOTOR VEHICLE PARTS AND ACCESSORIES	85	81	24,766.00
(f) BICYCLES	86	38	6,292.00
(g) FROM BUILDING (except c and h)	87	120	105,155.00
(h) FROM ANY COIN-OPERATED MACHINES (parking meters, etc.)	88	3	2,005.00
(i) ALL OTHER	89	166	492,083.00
TOTAL LARCENIES (Same as Item 6)	80	1,407	\$ 938,420.00
7X. MOTOR VEHICLES RECOVERED			
(a) STOLEN LOCALLY AND RECOVERED LOCALLY	91	20	
(b) STOLEN LOCALLY AND RECOVERED BY OTHER JURISDICTIONS	92	0	
(c) TOTAL LOCALLY STOLEN MOTOR VEHICLES RECOVERED (a & b)	93	20	
(d) STOLEN IN OTHER JURISDICTIONS AND RECOVERED LOCALLY	90	N/A	

SUPPLEMENT TO RETURN A
MONTHLY RETURN OF OFFENSES KNOWN TO THE POLICE

1-706 (Rev.8-30-94)
Form Approved
OMB No. 1110-0007

This report is authorized by law, Title 28, Section 534, U. S. Code. While you are not required to respond, your cooperation in submitting this report with the Return A will assist the FBI in compiling comprehensive, accurate figures on a timely basis.

This form deals with the nature of crime and the monetary value of property stolen and recovered. The total offenses recorded on the form should be the same as the number of actual offenses listed in Column 4 of the Return A for each crime class. Include attempted crimes on this form, but do not include unfounded offenses. If you cannot complete the report in all areas, please record as much information as is available. Tally sheets will be sent upon request.

PROPERTY BY TYPE AND VALUE

Type of Property (1)	Data Entry	Monetary Value of Property Stolen in Your Jurisdiction	
		Stolen (2)	Recovered (3)
(A) Currency, Notes, Etc.	01	\$ 474,363.00	\$ 0.00
(B) Jewelry and Precious Metals	02	82,071.00	0.00
(C) Clothing and Furs	03	65,299.00	0.00
(D) Locally Stolen Motor Vehicles	04	161,451.00	20.00
(E) Office Equipment	05	25,807.00	0.00
(F) Televisions, Radios, Stereos, Etc.	06	288,058.00	-1.00 *
(G) Firearms	07	14,042.00	0.00
(H) Household Goods	08	13,276.00	0.00
(I) Consumable Goods	09	33,011.00	0.00
(J) Livestock	10	0.00	0.00
(K) Miscellaneous	11	597,688.00	1.00
TOTAL	00	\$ 1,755,066.00	\$ 20.00

The total of this column should agree with the Grand Total (DATA ENTRY 77) shown on page 2.

Include in this column all property recovered even though stolen in prior months. The above is an accounting for only that property stolen in your jurisdiction. This will include property recovered for you by other jurisdictions, but not property you recover for them.

DATE JULY 21, 2016
 PREPARED BY [Signature] LIEUTENANT
 TITLE
[Signature] CHIEF
 CHIEF, COMMISSIONER, SHERIFF OR SUPERINTENDENT

MAY 2016
Month and Year of Report

GAAPD 0000
Agency Identifier

ATLANTA POLICE DEPARTMENT - GEORGIA
Agency and State

LAW ENFORCEMENT OFFICERS KILLED OR ASSAULTED

It is requested this report be completed and transmitted with monthly crime reports to: Director, Federal Bureau of Investigation, Uniform Crime Reports, Washington, D. C. 20535. This form should be used to report the number of your officers who were assaulted or killed in the line of duty during the month. Additional information concerning officers killed will be requested by a separate questionnaire.

OFFICERS KILLED	
Number of your law enforcement officers killed in the line of duty this month.	By felonious act <u>0</u>
	By accident or negligence <u>0</u>

Officers Assaulted (Do not include officers killed) - See other side for instructions.

Type of Activity	Total Assaults by Weapon A	Type of Weapon				Two-Officer Vehicle F	Type of Assignment						Police Assaults Cleared M	
		Firearm B	Knife or Other Cutting Instrument C	Other Dangerous Weapon D	Hands, Fists, Feet, etc. E		One-Officer Vehicle		Detective or Special Assign.		Other			
							Alone G	As-sisted H	Alone I	As-sisted J	Alone K	As-sisted L		
1. Responding to "Disturbance" calls (family quarrels, man with gun, etc.)	0													
2. Burglaries in progress or pursuing burglary suspects	0													
3. Robberies in progress or pursuing robbery suspects	0													
4. Attempting other arrests	2				2							2	2	
5. Civil disorder (riot, mass disobedience)	0													
6. Handling, transporting, custody of prisoners	7				7			6			1		7	
7. Investigating suspicious persons or circumstances	0													
8. Ambush - no warning	1	1						1					1	
9. Mentally deranged	0													
10. Traffic pursuits and stops	0													
11. All Other	4	3			1			1	3				2	
12. TOTAL (1-11)	14	4	0	0	10	0		2	9	0	0	1	2	12

13. Number with personal injury	1				1	
14. Number without personal injury	13	4			9	
15. Time of assaults	AM	4	2		1	
	PM		3	2	1	1

DO NOT WRITE HERE	
Recorded	Initials
Edited	
Punched	
Verified	
Adjusted	
DOJ/FBI	

12:01 2:00 4:00 6:00 8:00 10:00 12:00
 MAY 2016 GAAPD 0000 LIEUTENANT
 Month and Year Agency Identifier Title
 ATLANTA POLICE DEPARTMENT GEORGIA CHIEF
 Agency State Chief, Sheriff, Commissioner, Superintendent

MONTHLY RETURN OF ARSON OFFENSES KNOWN TO LAW ENFORCEMENT

DO-73 (2-11-82)
Form Approved
OMB No. 1110-0008

This report is authorized by law Title 28, Section 534, United States Code, and the enactment of the fiscal year 1979, Department of Justice Authorization Bill S. 3151. While you are not required to respond, your cooperation in using this form to report all incidents of arson which become known to your department during the month will assist the FBI in compiling comprehensive, accurate data on a timely basis. Instructions appear on reverse side.

1 PROPERTY CLASSIFICATION	2 Offenses Reported or Known to Police (Include Unfounded and Attempts)	3 Unfounded, i.e. False or Baseless Complaints	4 Number of Actual Offenses (Column 2 Minus Column 3 (Include Attempts))	5 Total Offenses Cleared by Arrest or Exceptional Means (Include Column 6)	6 Number of Clearances Involving Only Persons Under 18 Years of Age	7 Offenses Where Structures Uninhabited, Abandoned, or not Normally in Use	8 Estimated Value of Property Damage
A. Single Occupancy Residential: Houses, Townhouses, Duplexes, etc.	11	8	3			2	\$ 33,250.
B. Other Residential: Apartments, Tenements, Flats, Hotels, Motels, Inns, Dormitories, Boarding Houses, etc.	2	1	1			1	\$ 90,000.
C. Storage: Barns, Garages, Warehouses, etc.	1	1					\$
D. Industrial/Manufacturing							\$
E. Other Commercial: Stores, Restaurants, Offices, etc.							\$
F. Community/Public: Churches, Jails, Schools, Colleges, Hospitals, etc.							\$
G. All Other Structure: Out Buildings, Monuments, Buildings Under Construction, etc.							\$
TOTAL STRUCTURE	14	10	4			3	\$ 123,250.
H. Motor Vehicles: Automobiles, Trucks, Buses, Motorcycles, etc.:	1	1					\$
I. Other Mobile Property: Trailers, Recreational Vehicles, Airplanes, Boats, etc.							\$
TOTAL MOBILE	1	1					\$
J. TOTAL OTHER Crops, Timber, Fences, Signs, etc.							\$
GRAND TOTAL	15	11	4			3	\$ 123,250.

Agency Identifier GAAPD 0000 Month MAY 2016
 Agency ATLANTA POLICE DEPARTMENT State GEORGIA
 Prepared by [Signature] LIEUTENANT
 Chief, Commissioner, Sheriff, or Superintendent CHIEF

DO NOT WRITE HERE				
Recorded				
Edited				
Entered				
Adjusted				
Corres.				

AGENCY IDENTIFIER GAAPD 0000 REPORTING PERIOD MAY 2016

AGENCY NAME ATLANTA POLICE DEPARTMENT

POLICE DISPOSITION OF JUVENILES

-Not to include neglect or traffic cases-

1. Handled within Department and released.
(Warning, released to parents, etc.)

2. Referred to juvenile court or probation department.

3. Referred to welfare agency.

4. Referred to other police agency.

5. Referred to criminal or adult court.

71

71

TOTAL

JUNE 16, 2016

DATE

[Signature]

PREPARED BY

LIEUTENANT

TITLE

APPROVED BY

[Signature]

CHIEF

TITLE

GCIC USE ONLY

Recorded	_____
Reviewed	_____
Punched	_____
Verified	_____

RETURN TO

Georgia Crime Information Center/Uniform Crime Reporting
P. O. Box 1456
Atlanta, Georgia 30301

Return on or before the 7th of the following month

GCIC/UCR-012 (9/74)

SUPPLEMENTARY HOMICIDE REPORT

1-701 (Rev. 4-24-95)
Form Approved
OMB No. 1110-0002

This report is authorized by law Title 28, Section 534, United States Code. While you are not required to respond, your cooperation in using this form to list data pertaining to all homicides reported on your Return A will assist the FBI in compiling comprehensive, accurate data regarding this important classification on a timely basis.

1a. Murder and Nonnegligent Manslaughter

List below specific information for all offenses shown in item 1a of the monthly Return A. In addition, list all justifiable killings of felons by a citizen or by a peace officer in the line of duty. A brief explanation in the circumstances column regarding unfounded homicide offenses will aid the national Uniform Crime Reporting Program in editing the reports.

Incident	Situation*	Victim**			Offender**			Data Code		Weapon Used (Handgun, Rifle, Shotgun, Club, Poison, etc.)	Relationship of Victim to Offender (Husband, Wife, Son, Father, Acquaintance, Neighbor, Stranger, etc.)	Circumstances (Victim shot by robber, robbery victim shot robber, killed by patron during barroom brawl, etc.)
		Age	Sex	Race	Ethnicity	Age	Sex	Race	Ethnicity			
	B	44	M	B	N					HANDGUN - 9 MM	UNKNOWN	OTHER
	B	24	M	B	N					HANDGUN	UNKNOWN	OTHER
	A	32	M	B	N	40	M	B	N	HANDGUN - 32 CAL	ACQUAINTANCE	OTHER ARGUMENTS
	B	32	M	B	N					HANDGUN	UNKNOWN	OTHER
	B	29	M	B	N					HANDGUN	UNKNOWN	OTHER
	B	37	M	B	N					HANDGUN - 380 CAL	UNKNOWN	OTHER
	A	56	M	B	N	28	M	B	N	BLUNT OBJECT	OTHER FAMILY	OTHER ARGUMENTS
	B	19	F	B	N					HANDGUN	UNKNOWN	OTHER
	A	89	F	B	N	26	M	B	N	KNIFE	STRANGER	ROBBERY
	A	26	M	B	N	89	F	B	N	KNIFE	STRANGER	FELON KILLED BY PRIVATE CITIZEN *

** - See reverse side for explanation

MAY 2016

Month and Year

GAAPD 0000

Agency Identifier

ATLANTA POLICE DEPARTMENT

Agency

GEORGIA

State


LIEUTENANT

Title

CHIEF

Chief, Sheriff, Commissioner, Superintendent

Prepared By



DO NOT WRITE HERE	
Recorded	
Edited	
Punched	
Verified	
Adjusted	

ATLANTA POLICE DEPARTMENT
AGE, SEX, AND RACE OF PERSONS ARRESTED
17 YEARS OF AGE AND OVER

MONTH MAY

YEAR 2016

CLASSIFICATION OF OFFENSES	SEX	AGE OF PERSON ARRESTED																TOTAL	RACE				ETHNIC											
		17	18	19	20	21	22	23	24	29	30	34	35	39	40	44	45		49	50	54	55	59	60	64	65 UP	White	Black	Native Amer.	Asian/Pacific	Whi. Hispanic	Blk Hispanic		
01a Murder/Nonnegligent Manslaughter	M									1	1	1	1														4							
	F													1													1							5
01b Manslaughter by Negligence	M																										0							
	F																										0							
02 Forcible Rape	M																										1							
	F																										0							1
03 Robbery	M	4	1		1	2	1	3	6	7	2							1	1							29							1	
	F					1				1	1															4							33	
04 Aggravated Assault	M	2		1	1	4	2	3	9	5	6	1	2	3	4	3	4	3	4							50							3	
	F		2		1	1			4	2	5	1	1	1	1											17							63	
05 Burglary - Breaking or Entering	M	1	1	2	1			2	1	5	1	2	3	3	2	1	1									26							2	
	F											1	1													2							26	
06 Larceny - Theft (except Motor Vehicle Theft)	M	1	3	5		5	5	3	16	12	12	9	20	10	5	8	1									115								
	F	2	4	1	3	2	5	2	15	16	6	8	3	3	2	2	1									75							34	
07 Motor Vehicle Theft	M	3	2					1	2		1															11							1	
	F											1														3							2	
08 Other Assaults	M	2	2		3	3	6	4	25	21	13	17	6	5	6	2	4									119								
	F		1		1	1	2	1	12	7	4	2	2	1	2											35							21	
09 Arson	M																									0								
	F											1														1							1	
10 Forgery and Counterfeiting	M					1			3	1																7								
	F							2																		3							1	
11 Fraud	M				3	3	2	4	2	3	1	3	2	3	2	1										32							1	
	F	1			1	1	1	4	6	1	1	1	1													16							8	
12 Embezzlement	M					1		1	1			1														4								
	F																									1							1	
13 Stolen Property, Buying, Receiving, Possessing	M				2			1	4	1	1	2	1	1												13								
	F												2													3							16	
14 Vandalism	M	1			1	1	1	1	10	5	2		2	6	2											31								
	F	1	1						1	4	2		1													12							10	
15 Weapons	M			2		1	1	2	6	3			1													17								
	F					1		1																		2							2	

ATLANTA POLICE DEPARTMENT
AGE, SEX, AND RACE OF PERSONS ARRESTED
17 YEARS OF AGE AND OVER

MONTH MAY

YEAR 2016

CLASSIFICATION OF OFFENSES	SEX	AGE OF PERSON ARRESTED												RACE				ETHNIC					
		17	18	19	20	21	22	23	24	30	35	40	45	50	55	60	65	White	Black	Native Amer.	Asian/Pacific	Whi. Hispanic	Blck Hispanic
		29	34	39	44	49	54	59	64	UP	TOTAL												
16 Prostitution and Commercialized Vice	M																						
	F																						
17 Sex Offenses (except Rape and Prostitution)	M	2			1			7	9	10	7	3	7	9	2	3	9	63					
	F								2	3	2	2	2										
18 Drug Abuse Violations Grand Total	M	1	4	8	11	8	4	13	75	39	31	18	21	11	7	1	38	266	0	0	0	0	
	F	0	2	2	3	2	1	0	15	5	4	1	1	4	1	0	42						
180 (1) Sale/Manufacturing Subtotal	M	1	0	0	0	1	1	2	9	3	3	1	2	1	1	0	5	24	0	0	0	0	
	F	0	0	0	0	0	0	0	0	2	1	0	0	0	0	0	3						
a Opium or Cocaine and their derivatives	M	1							2	2	1						6						
	F									1							1	2	5				
b Marijuana	M					1	1	4		1		1					8						
	F									1							1	2	7				
c Synthetic Narcotics	M																0						
	F																0						
d Other Dangerous Non-Narcotic Drugs	M					1		1	3	1	1	1	1	1	1	1	12						
	F									1							1	1	12				
185 (2) Possession Subtotal	M	0	4	8	11	7	3	11	66	36	28	17	19	10	9	6	236						
	F	0	2	2	3	2	1	0	15	3	3	1	1	4	1	0	39	33	242	0	0	0	
e Opium or Cocaine and their derivatives	M				1		2	10	10	7	2	6	2	7	1	1	49						
	F								2	2				1			6	12	43				
f Marijuana	M	4	8	10	6	1	11	54	26	21	15	12	8	2	5		183						
	F	2	2	2	2	1		12	1	3	1	1	3		1	1	31	19	195				
g Synthetic Narcotics	M					1		2									3						
	F								1								1	1	3				
h Other Dangerous Non-Narcotic Drugs	M											1					1						
	F												1				1	1	1				
19 Gambling Total	M	0	0	0	0	0	0	0	1	0	0	0	0	0	0	0	1						
	F	0	0	0	0	0	0	0	0	0	0	0	0	0	0	0	0	0	1	0	0	0	
a Bookmaking	M																0						
b Numbers and Lottery	F																0						
	M																0						
	F																0						

ATLANTA POLICE DEPARTMENT
AGE, SEX, AND RACE OF PERSONS ARRESTED
17 YEARS OF AGE AND OVER

MONTH MAY

YEAR 2016

CLASSIFICATION OF OFFENSES	SEX	AGE OF PERSON ARRESTED														TOTAL	RACE				ETHNIC																											
		17	18	19	20	21	22	23	24	30	35	40	45	50	55		60	65	White	Black	Native Amer.	Asian/Pacific	Whi. Hispanic	Blck Hispanic																								
		26	31	29	39	49	58	73	351	256	198	172	184	183	155		72	41	1917	267	1643	0	7	0	0																							
All Other Gambling	M																1												1																			
	F																																					1										
Offenses Against Family And Children	M																	1																														
	F																																															
Driving Under the Influence	M											2	6	7	8	5	9	3	6	1	1																											
	F				1							2	7	5	5	3		2																														
Liquor Laws	M	1									1	3	7	5	9	9	20	32	30	11	7																											
	F																																															
Drunkenness	M					1	1	2	2	3	4	7	4	5	5	7	4	3	1																													
	F																																															
Disorderly Conduct	M	1	2	3							4	5	6	19	21	19	25	26	21	19	8	1																										
	F				1						4	1	16	7	7	9	8	2	3	2	1																									1		
Vagrancy	M	1											2	2	7	5	10	11	13	4	2																											
	F																																															
All Other Offenses (except Traffic)	M	5	2	2	3	4	7	10	39	32	19	17	23	31	28	12	10	244																														
	F	1					2	2	2	16	9	3	9	5	4	2																																
Suspicion	M																																															
	F																																															
TOTAL		26	31	29	39	49	58	73	351	256	198	172	184	183	155	72	41	1917	267	1643	0	7	0	0																								

MAY 2016
Month and Year of Report

GAAPD 0000
Agency Identifier

JULY 21, 2016
Date

Prepared By  Date _____
Title LIEUTENANT

Chief Commissioner, Sheriff, or Superintendent CHIEF

ATLANTA POLICE DEPARTMENT - GEORGIA
Agency and State

ATLANTA POLICE DEPARTMENT
 AGE, SEX, AND RACE OF PERSONS ARRESTED
 16 YEARS OF AGE AND UNDER

MONTH MAY

YEAR 2016

CLASSIFICATION OF OFFENSES	SEX	AGE					TOTAL	RACE					ETHNIC				
		09	1012	1314	15	16		White	Black	Native Amer.	Asian/Pacific	Whi. Hispanic	Bk Hispanic				
Murder/Nonnegligent Manslaughter	M						0										
	F						0										
Manslaughter by Negligence	M						0										
	F						0										
Forcible Rape	M						0										
	F						0										
Robbery	M				2		2										
	F						0				2						
Aggravated Assault	M			2			2										
	F					1	1					3					
Burglary- Breaking or Entering	M		1	1	3	1	6										
	F						0					6					
Larceny - Theft (except Motor Vehicle Theft)	M		3	6	5	7	21										
	F			3	2		5	1			25						
Motor Vehicle Theft	M		1	8	7	1	17										
	F						0					17					
Other Assaults	M		1			3	4										
	F					3	3					7					
Arson	M						0										
	F						0										
Forgery and Counterfeiting	M						0										
	F						0										
Fraud	M						0										
	F						0										
Embezzlement	M						0										
	F						0										
Stolen Property; Buying, Receiving, Possessing	M					2	2										
	F						0								2		
Vandalism	M						0										
	F						0										
Weapons	M					1	1										
	F						0								1		
Prostitution and Commercialized Vice	M						0										
	F						0										

ATLANTA POLICE DEPARTMENT
 AGE, SEX, AND RACE OF PERSONS ARRESTED
 16 YEARS OF AGE AND UNDER

CLASSIFICATION OF OFFENSES	SEX	AGE					TOTAL	RACE					ETHNIC					
		0 9		10 12		13 14		15	16	White	Black	Native Amer	Asian/Pacific	Whi. Hispanic	Blck Hispanic			
17 Sex Offenses (except Rape and Prostitution)	M																	
	F																	
18 Drug Abuse Violations	M	0	0	0	0	0	0	0	0	0	0	0	0	0	0	0	0	0
	F	0	0	0	0	0	1	0	0	0	0	0	0	0	0	0	0	0
180 (1) Sale/Manufacturing Subtotal	M	0	0	0	0	0	0	0	0	0	0	0	0	0	0	0	0	0
	F	0	0	0	0	0	0	0	0	0	0	0	0	0	0	0	0	0
a Opium or Cocaine and their Derivatives	M																	
	F																	
b Marijuana	M																	
	F																	
c Synthetic Narcotics	M																	
	F																	
d Other Dangerous Non-Narcotic Drugs	M																	
	F																	
185 (2) Possession Subtotal	M	0	0	0	0	0	0	0	0	0	0	0	0	0	0	0	0	0
	F	0	0	0	0	0	1	0	0	0	0	0	0	0	0	0	0	0
e Opium or Cocaine and their Derivatives	M																	
	F						1	1										
f Marijuana	M																	
	F																	
g Synthetic Narcotics	M																	
	F																	
h Other Dangerous Non-Narcotic Drugs	M																	
	F																	
19 Gambling	M	0	0	0	0	0	0	0	0	0	0	0	0	0	0	0	0	0
	F	0	0	0	0	0	0	0	0	0	0	0	0	0	0	0	0	0
a Bookmaking	M																	
	F																	
b Numbers and Lottery	M																	
	F																	
c All Other Gambling	M																	
	F																	
20 Offenses Against Family and Children	M																	
	F																	

ATLANTA POLICE DEPARTMENT
AGE, SEX, AND RACE OF PERSONS ARRESTED
16 YEARS OF AGE AND UNDER

MONTH MAY
YEAR 2016

CLASSIFICATION OF OFFENSES	SEX	AGE						RACE				ETHNIC						
		09		10-12		13-14		15		16		TOTAL	White	Black	Native Amer.	Asian/Pacific	Whi. Hispanic	Blck Hispanic
		0	9	10	12	13	14	15	16	TOTAL	White	Black	Native Amer.	Asian/Pacific	Whi. Hispanic	Blck Hispanic		
Driving Under the Influence	M																	
	F																	
Liquor Laws	M																	
	F																	
Drunkenness	M																	
	F																	
Disorderly Conduct	M																	
	F																	
Vagrancy	M																	
	F																	
All Other Offenses (except Traffic)	M																	
	F																	
Suspicion	M																	
	F																	
Curfew and Loitering	M																	
	F																	
Run-Aways	M																	
	F																	
Total		0	6	21	20	24	71	1	70	0	0	0	0	0	0	0	0	

MAY 2016

Month and Year of Report

GAAPD 0000

Agency Identifier

JULY 21, 2016

Date

Prepared By [Signature] LIEUTENANT

[Signature] CHIEF
Chief, Commissioner, Sheriff, or Superintendent

ATLANTA POLICE DEPARTMENT - GEORGIA
Agency and State

UNIFORM CRIME REPORTING

**LAW ENFORCEMENT
OPERATIONS
&
MANAGEMENT**

CRIME AREA COMPARISON

**SUPPORT SERVICES DIVISION
Information Services Section**

**MAY 2016
MAY 2015**

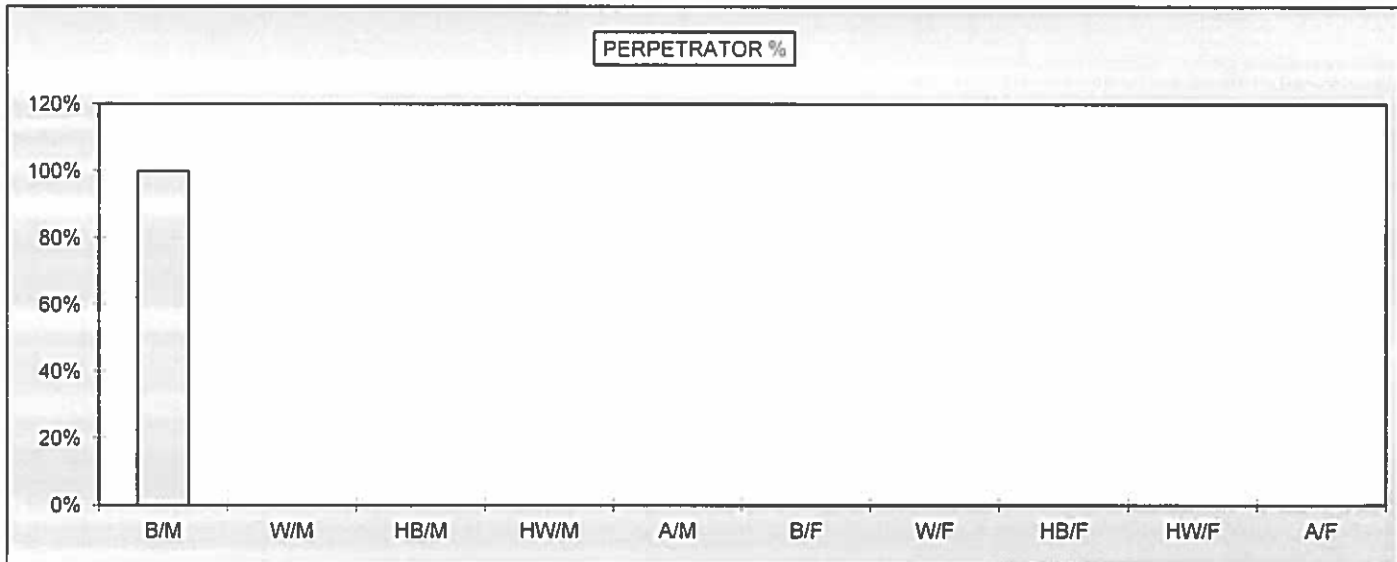
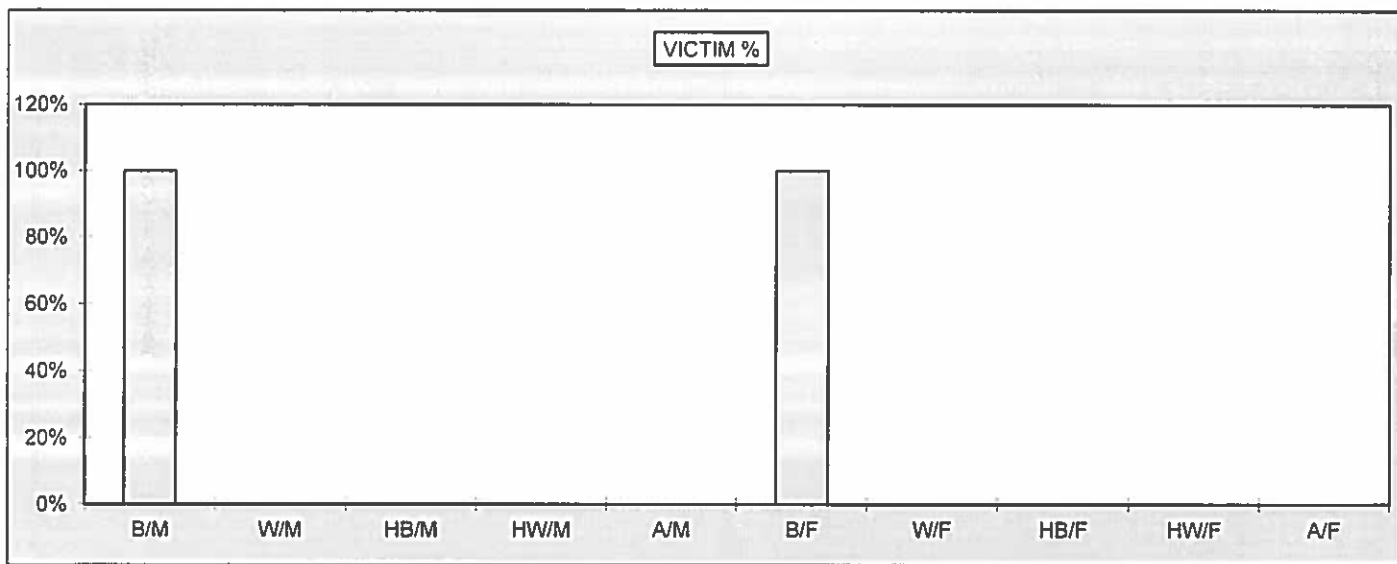
**2016
MAY HOMICIDE COMPARISON
BY RACE, SEX, AND ETHNIC ORIGIN**

	VICTIM	PERPETRATOR
B/M	7	3
W/M	0	0
HB/M	0	0
HW/M	0	0
A/M	0	0
TOTAL MALES	7	3
B/F	2	0
W/F	0	0
HB/F	0	0
HW/F	0	0
A/F	0	0
TOTAL FEMALES	2	0
TOTAL	9	3

	VICTIM %	PERPETRATOR %
B/M	100%	100%
W/M	0%	0%
HB/M	0%	0%
HW/M	0%	0%
A/M	0%	0%

B/F	100%	0%
W/F	0%	0%
HB/F	0%	0%
HW/F	0%	0%
A/F	0%	0%

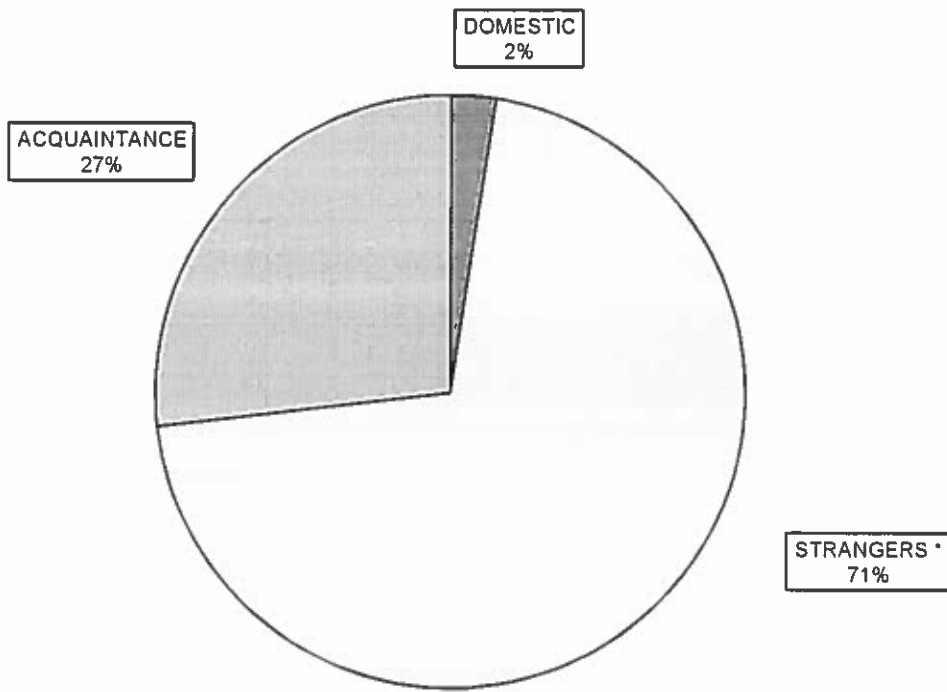
PERPETRATOR UNKNOWN FOR 6 HOMICIDES



**2016
HOMICIDE BREAKDOWN
YEAR TO DATE**

MAY							
MONTH	ACTUAL	DOMESTIC	%	STRANGERS *	%	ACQUAINTANCE	%
JANUARY	9	0	0%	7	78%	2	22%
FEBRUARY	6	1	17%	3	50%	2	33%
MARCH	9	0	0%	7	78%	2	22%
APRIL	8	0	0%	5	62%	3	38%
MAY	9	0	0%	7	78%	2	22%
JUNE							
JULY							
AUGUST							
SEPTEMBER							
OCTOBER							
NOVEMBER							
DECEMBER							
TOTAL	41	1	2%	29	71%	11	27%

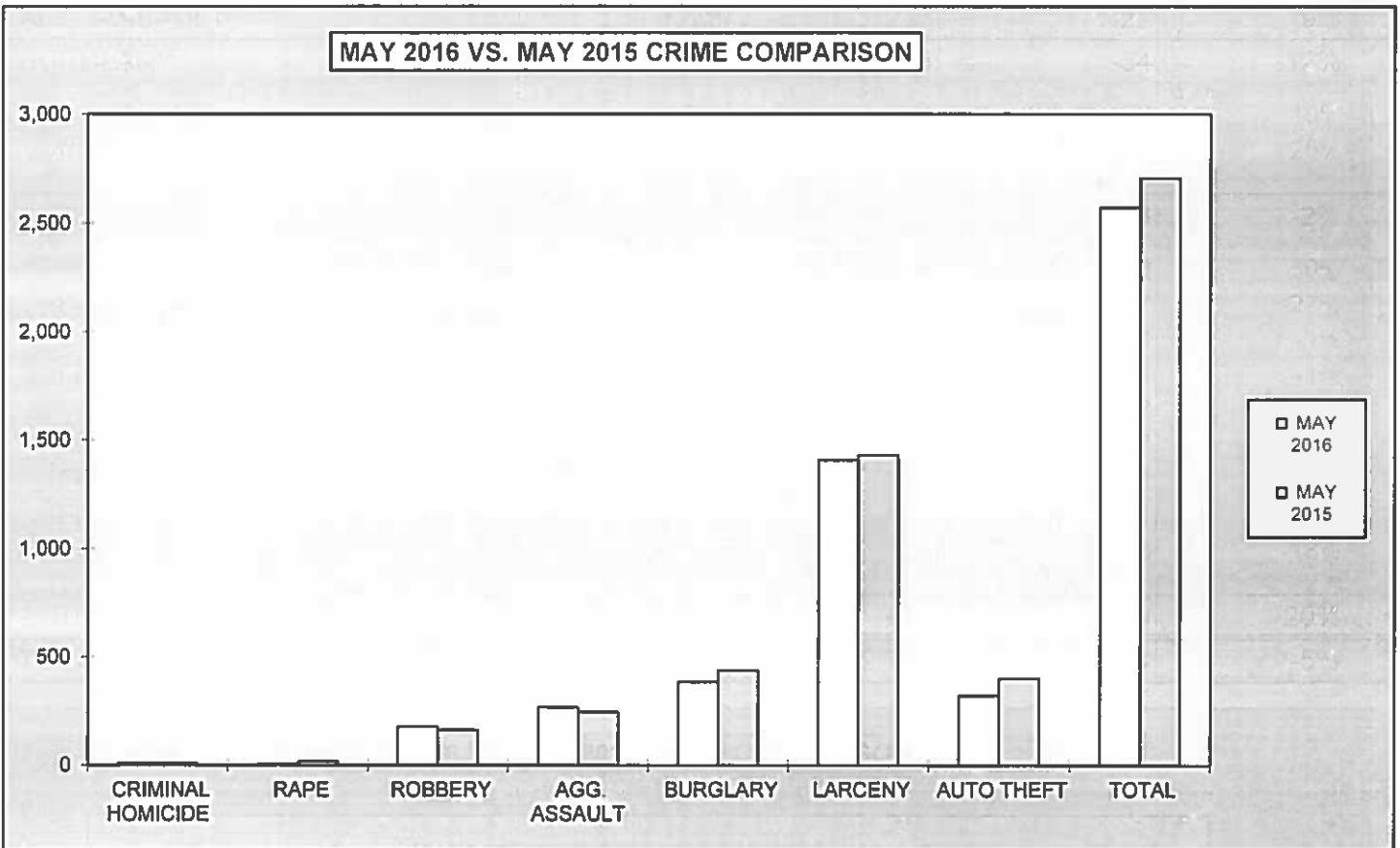
HOMICIDE BREAKDOWN BY VICTIM/OFFENDER RELATIONSHIP



* UNKNOWN INCLUDED IN WITH STRANGERS

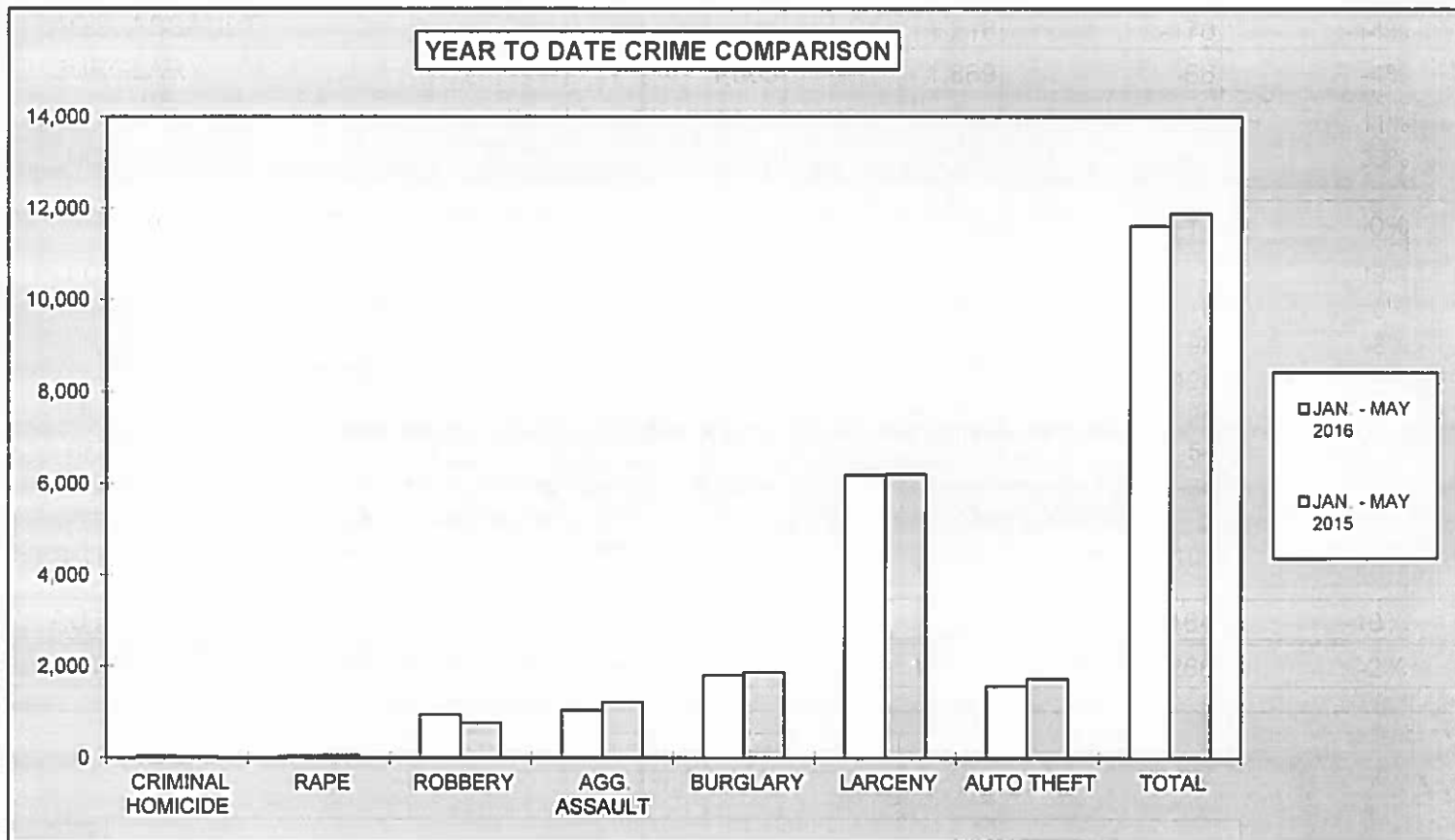
**2016
MONTHLY CRIME COMPARISON**

CRIME	MAY 2016	MAY 2015	# DIFFERENCE	% DIFFERENCE
CRIMINAL HOMICIDE	9	10	-1	-10%
RAPE	5	17	-12	-71%
ROBBERY	177	164	13	8%
AGG. ASSAULT	268	246	22	9%
BURGLARY	384	438	-54	-12%
RESIDENCE	304	374	-70	-19%
NON-RESIDENCE	80	64	16	25%
LARCENY	1,407	1,430	-23	-2%
POCKETPICKING	6	4	2	50%
PURSE SNATCHING	19	26	-7	-27%
SHOPLIFTING	232	235	-3	-1%
FROM MOTOR VEHICLES	742	746	-4	-1%
MOTOR VEH. PARTS/ACCESSORIES	81	84	-3	-4%
BICYCLES	38	21	17	81%
FROM BUILDINGS	120	108	12	11%
FROM COIN OPERATED MACHINES	3	4	-1	-25%
ALL OTHER	166	202	-36	-18%
AUTO THEFT	321	400	-79	-20%
TOTAL	2,571	2,705	-134	-5%



**2016
YEAR TO DATE CRIME COMPARISON**

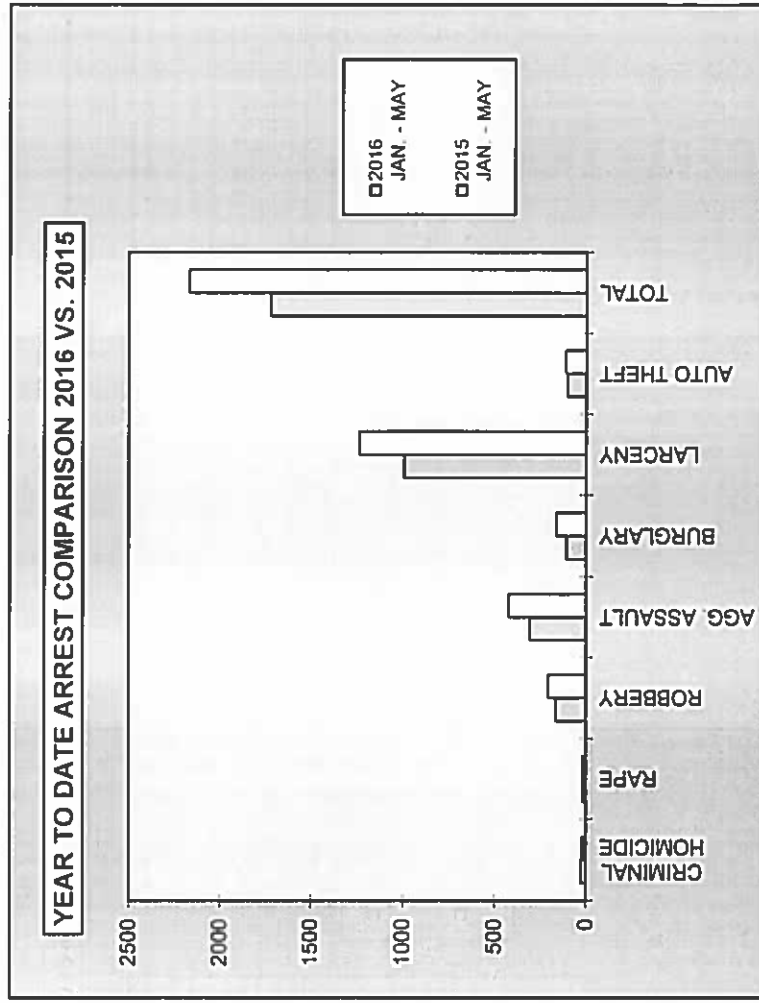
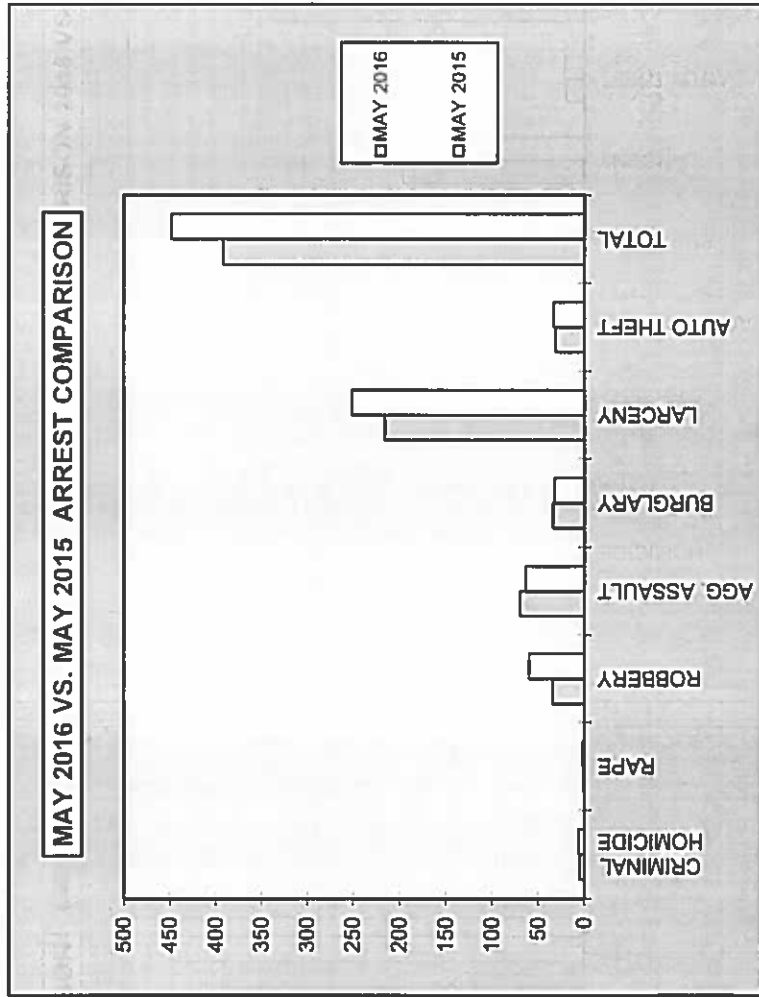
FIRST 5 MONTHS				
CRIME	JAN. - MAY 2016	JAN. - MAY 2015	# DIFFERENCE	% DIFFERENCE
CRIMINAL HOMICIDE	41	39	2	5%
RAPE	44	66	-22	-33%
ROBBERY	941	764	177	23%
AGG. ASSAULT	1,040	1,216	-176	-14%
BURGLARY	1,803	1,869	-66	-4%
RESIDENCE	1,410	1,579	-169	-11%
NON-RESIDENCE	393	290	103	36%
LARCENY	6,187	6,204	-17	0%
POCKETPICKING	32	27	5	19%
PURSE SNATCHING	107	107	0	0%
SHOPLIFTING	1,076	1,174	-98	-8%
FROM MOTOR VEHICLES	3,205	3,077	128	4%
MOTOR VEH. PARTS/ACCESSORIES	415	389	26	7%
BICYCLES	125	71	54	76%
FROM BUILDINGS	514	548	-34	-6%
FROM COIN OPERATED MACHINES	12	9	3	33%
ALL OTHER	701	802	-101	-13%
AUTO THEFT	1,562	1,726	-164	-10%
TOTAL	11,618	11,884	-266	-2%



2016
ARREST COMPARISON

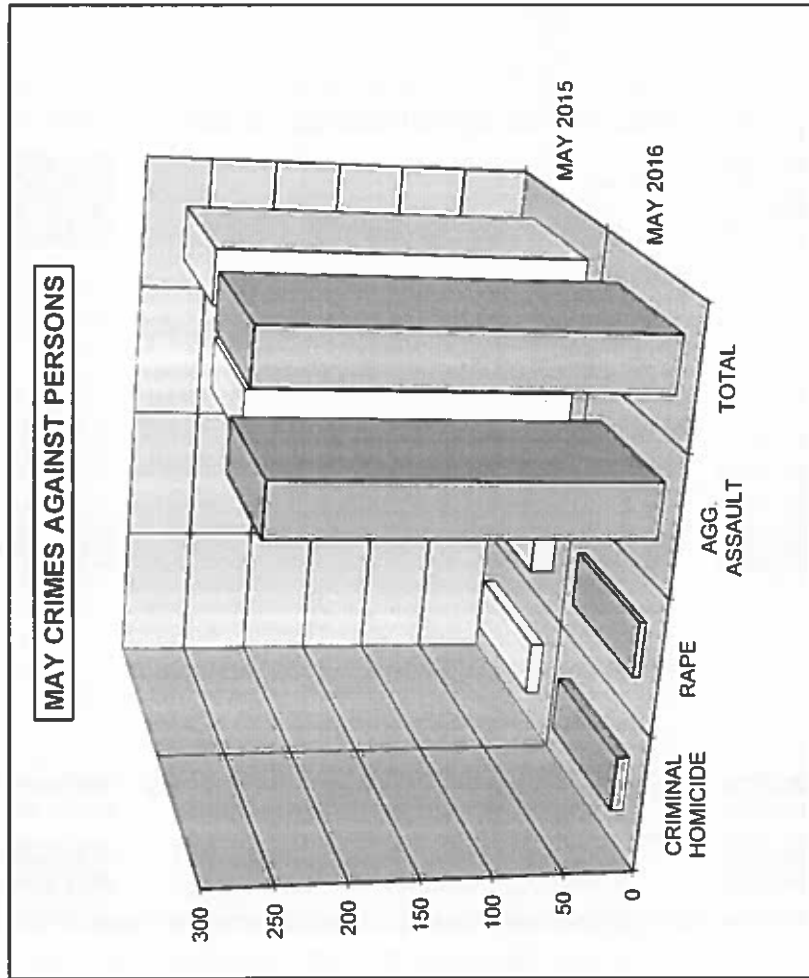
MAY ARREST COMPARISON					
CRIME	MAY 2016	MAY 2015	# DIFFERENCE	% DIFFERENCE	
CRIMINAL HOMICIDE	5	6	-1	-17%	
RAPE	1	2	-1	-50%	
ROBBERY	35	60	-25	-42%	
AGG. ASSAULT	70	64	6	9%	
BURGLARY	34	32	2	6%	
LARCENY	216	251	-35	-14%	
AUTO THEFT	31	33	-2	-6%	
TOTAL	392	448	-56	-13%	

FIRST 5 MONTHS ARREST COMPARISON					
CRIME	2016 JAN - MAY	2015 JAN - MAY	# DIFFERENCE	% DIFFERENCE	
CRIMINAL HOMICIDE	27	20	7	35%	
RAPE	19	19	0	0%	
ROBBERY	166	206	-40	-19%	
AGG. ASSAULT	308	421	-113	-27%	
BURGLARY	106	161	-55	-34%	
LARCENY	992	1,232	-240	-19%	
AUTO THEFT	103	109	-6	-6%	
TOTAL	1,721	2,168	-447	-21%	

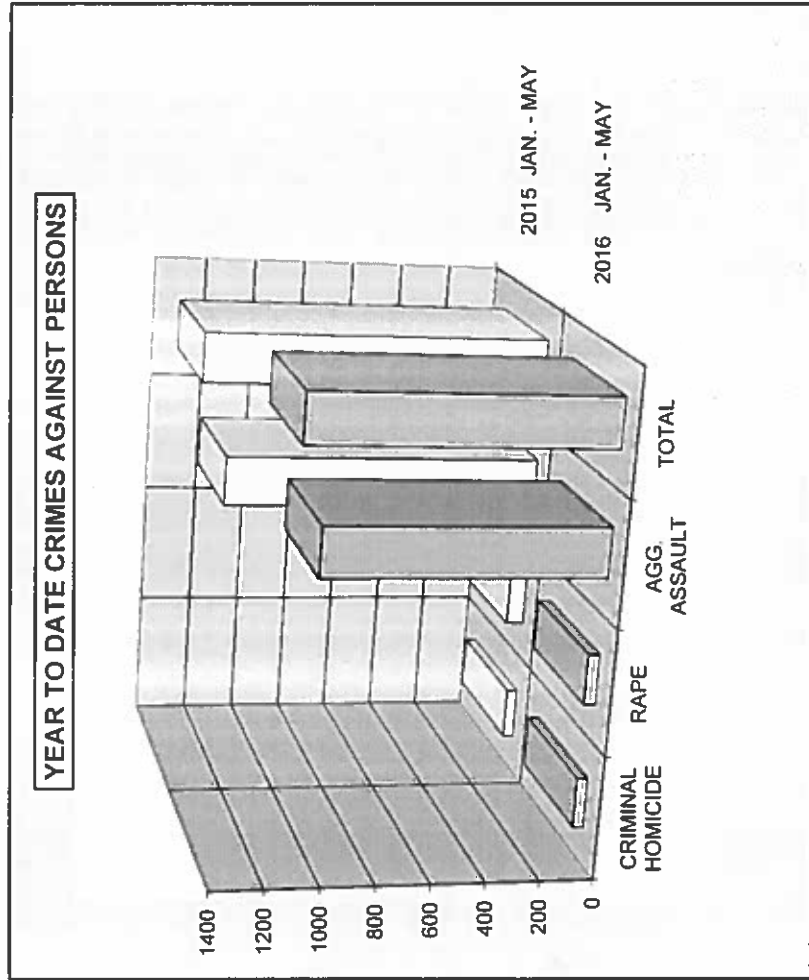


2016
CRIME COMPARISON
CRIMES AGAINST PERSONS

MAY				
CRIME	MAY 2016	MAY 2015	# DIFFERENCE	% DIFFERENCE
CRIMINAL HOMICIDE	9	10	-1	-10%
RAPE	5	17	-12	-71%
AGG. ASSAULT	268	246	22	9%
TOTAL	282	273	9	3%

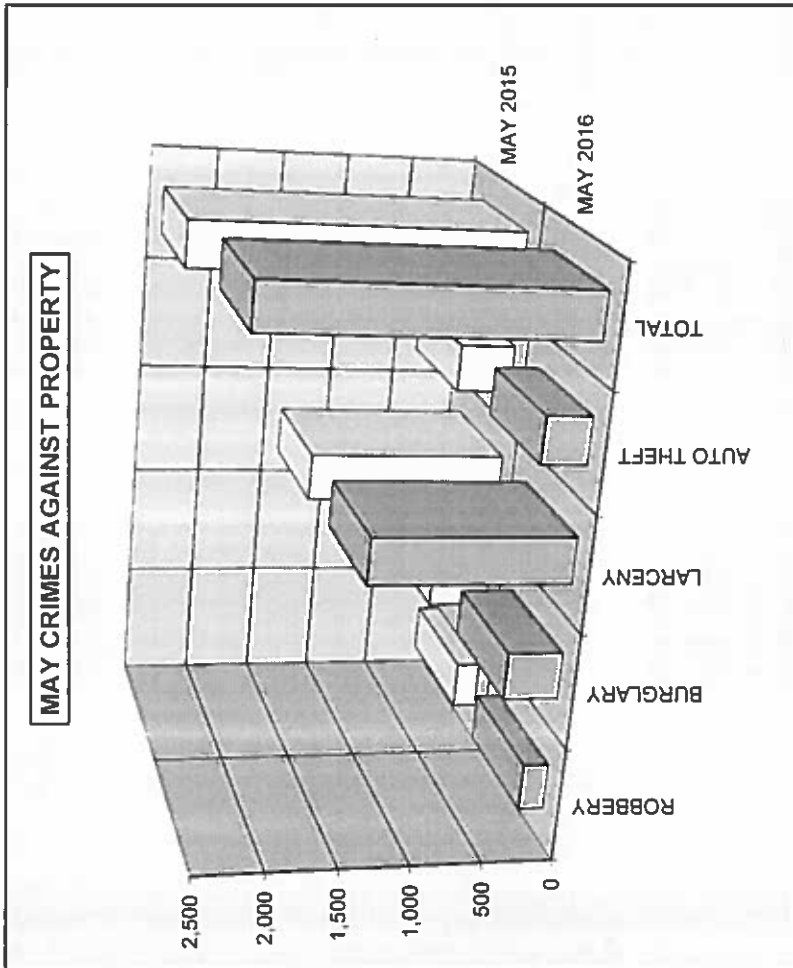


FIRST 5 MONTHS				
CRIME	2016 JAN. - MAY	2015 JAN. - MAY	# DIFFERENCE	% DIFFERENCE
CRIMINAL HOMICIDE	41	39	2	5%
RAPE	44	66	-22	-33%
AGG. ASSAULT	1,040	1,216	-176	-14%
TOTAL	1,125	1,321	-196	-15%

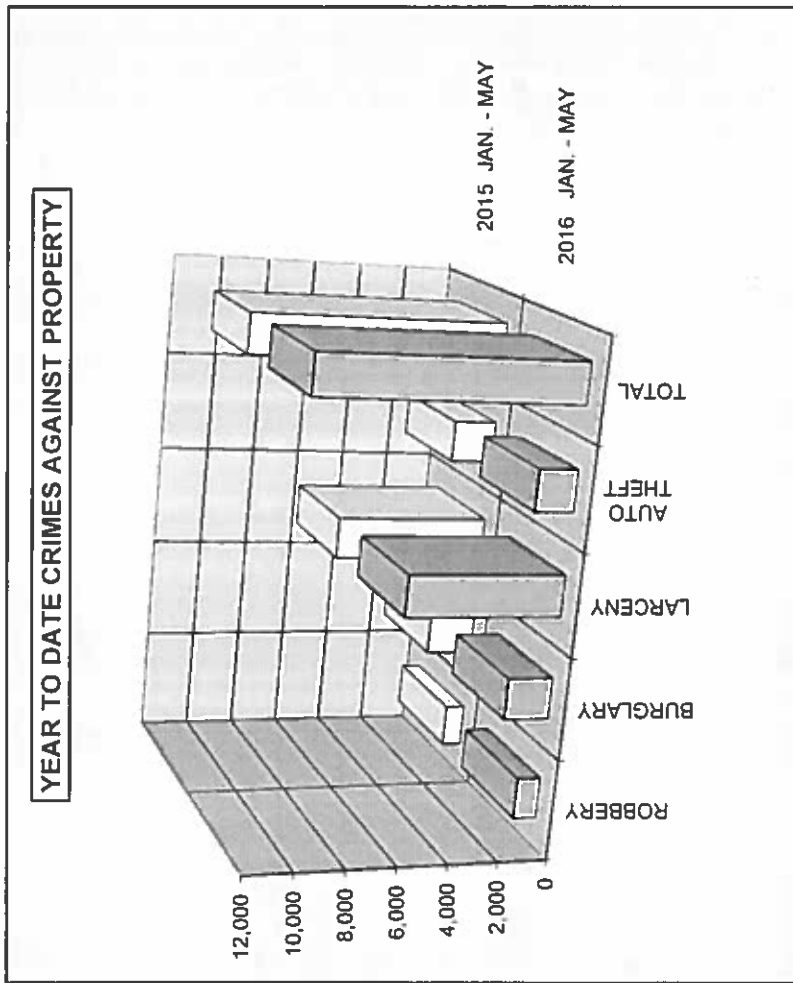


**2016
CRIME COMPARISON
CRIMES AGAINST PROPERTY**

MAY				
CRIME	MAY 2016	MAY 2015	# DIFFERENCE	% DIFFERENCE
ROBBERY	177	164	13	8%
BURGLARY	384	438	-54	-12%
LARCENY	1,407	1,430	-23	-2%
AUTO THEFT	321	400	-79	-20%
TOTAL	2,289	2,432	-143	-6%

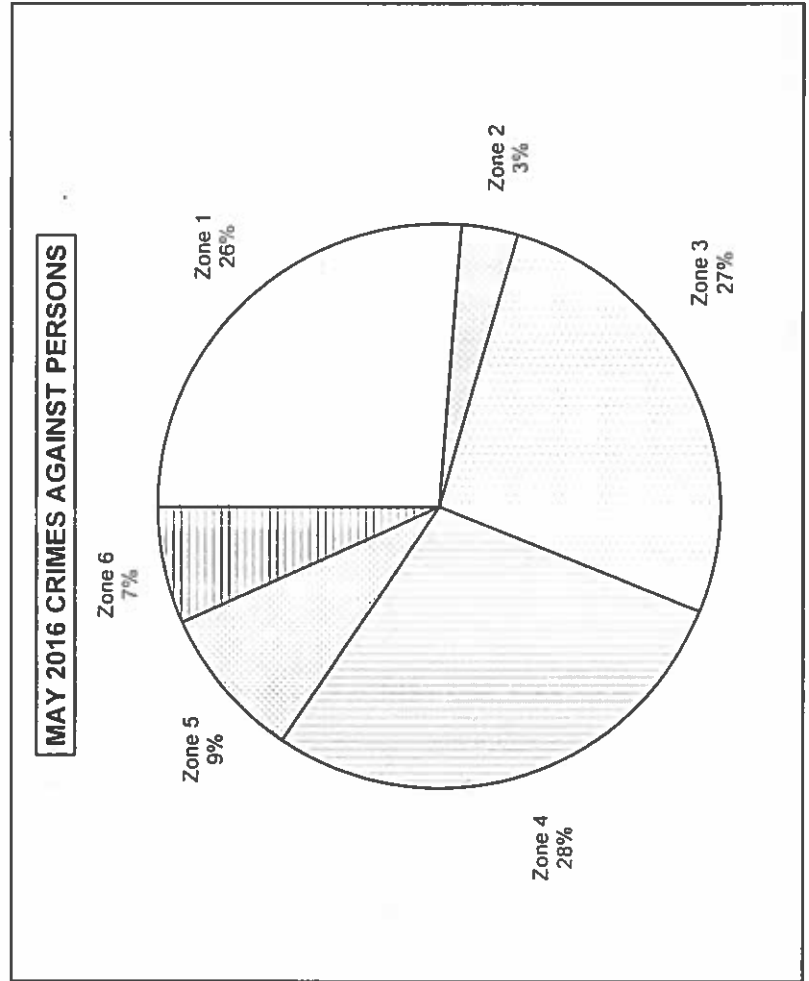


FIRST 5 MONTHS				
CRIME	2016 JAN. - MAY	2015 JAN. - MAY	# DIFFERENCE	% DIFFERENCE
ROBBERY	941	764	177	23%
BURGLARY	1,803	1,869	-66	-4%
LARCENY	6,187	6,204	-17	0%
AUTO THEFT	1,562	1,726	-164	-10%
TOTAL	10,493	10,563	-70	-1%

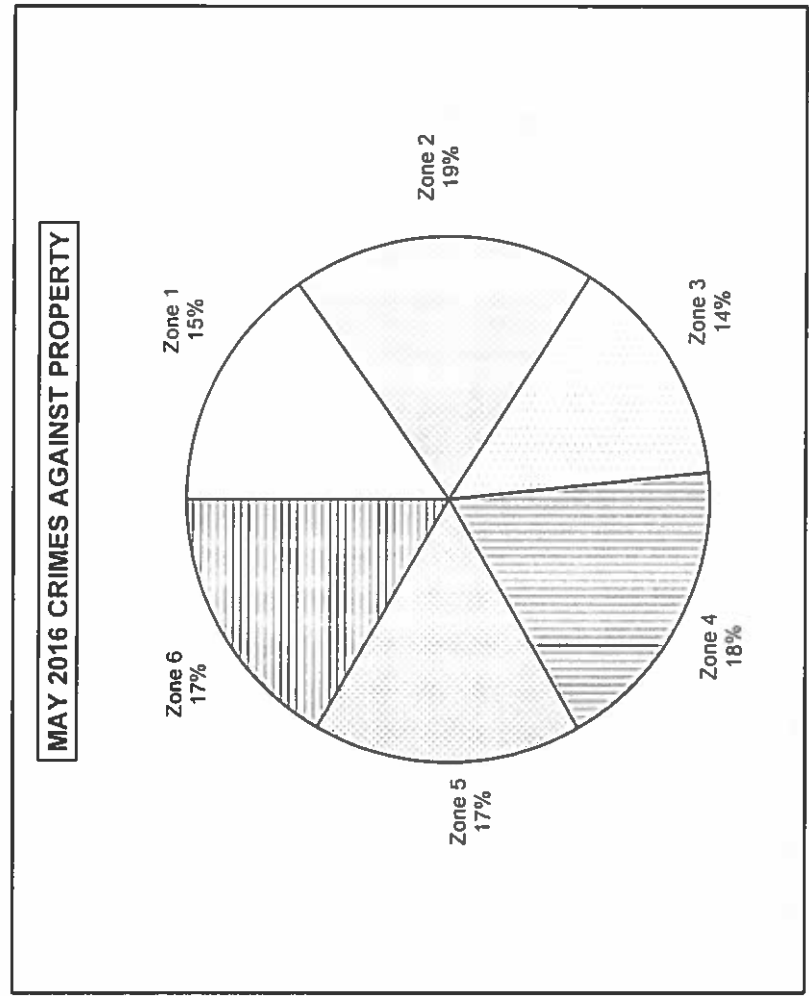


2016
AREA BREAKDOWN
CRIMES AGAINST PERSONS AND PROPERTY

MAY 2016 CRIMES AGAINST PERSONS BY ZONE						
CRIME	Zone 1	Zone 2	Zone 3	Zone 4	Zone 5	Zone 6
CRIMINAL HOMICIDE	4	0	0	2	2	1
RAPE	1	1	1	1	0	1
AGG. ASSAULT	69	8	74	77	23	17
TOTAL CRIMES AGAINST PERSONS	74	9	75	80	25	19

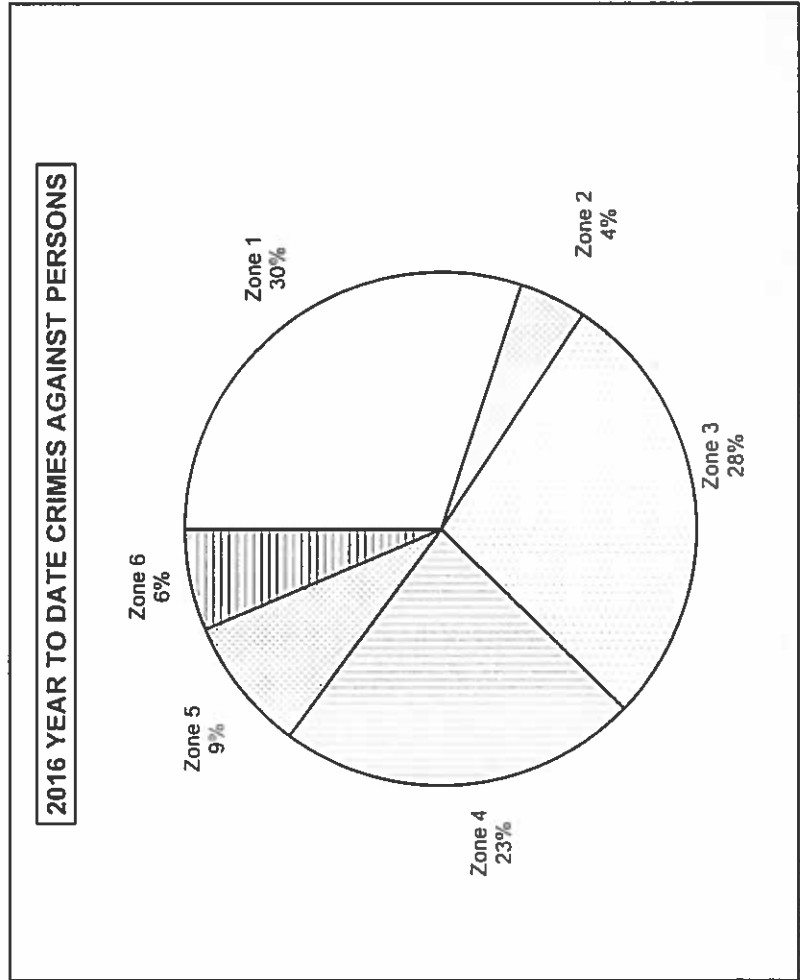


MAY 2016 CRIMES AGAINST PROPERTY BY ZONE						
CRIME	Zone 1	Zone 2	Zone 3	Zone 4	Zone 5	Zone 6
ROBBERY	38	15	45	26	24	29
BURGLARY	75	54	70	102	23	60
LARCENY	160	331	151	217	302	246
AUTO THEFT	76	29	63	76	31	46
TOTAL CRIMES AGAINST PROPERTY	349	429	329	421	380	381

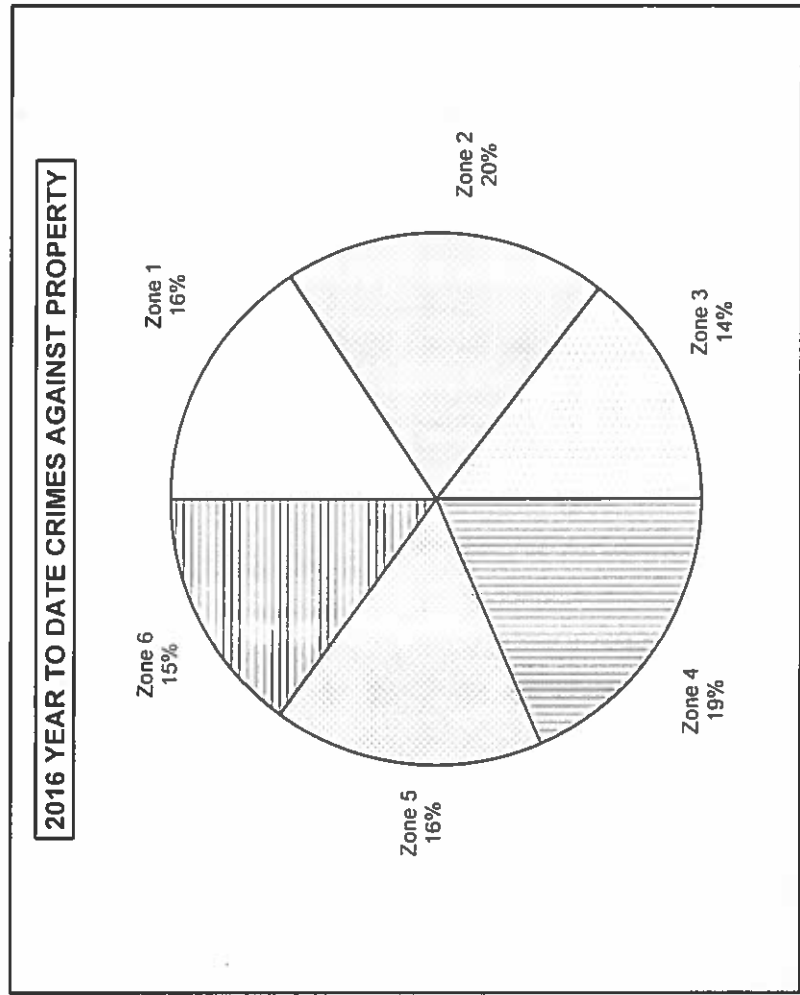


2016
YEAR TO DATE AREA BREAKDOWN
CRIMES AGAINST PERSONS AND PROPERTY

FIRST 5 MONTHS 2016 CRIMES AGAINST PERSONS BY ZONE						
CRIME	Zone 1	Zone 2	Zone 3	Zone 4	Zone 5	Zone 6
CRIMINAL HOMICIDE	15	0	13	8	3	2
RAPE	10	9	7	4	8	6
AGG. ASSAULT	313	39	295	244	85	64
TOTAL CRIMES AGAINST PERSONS	338	48	315	256	96	72

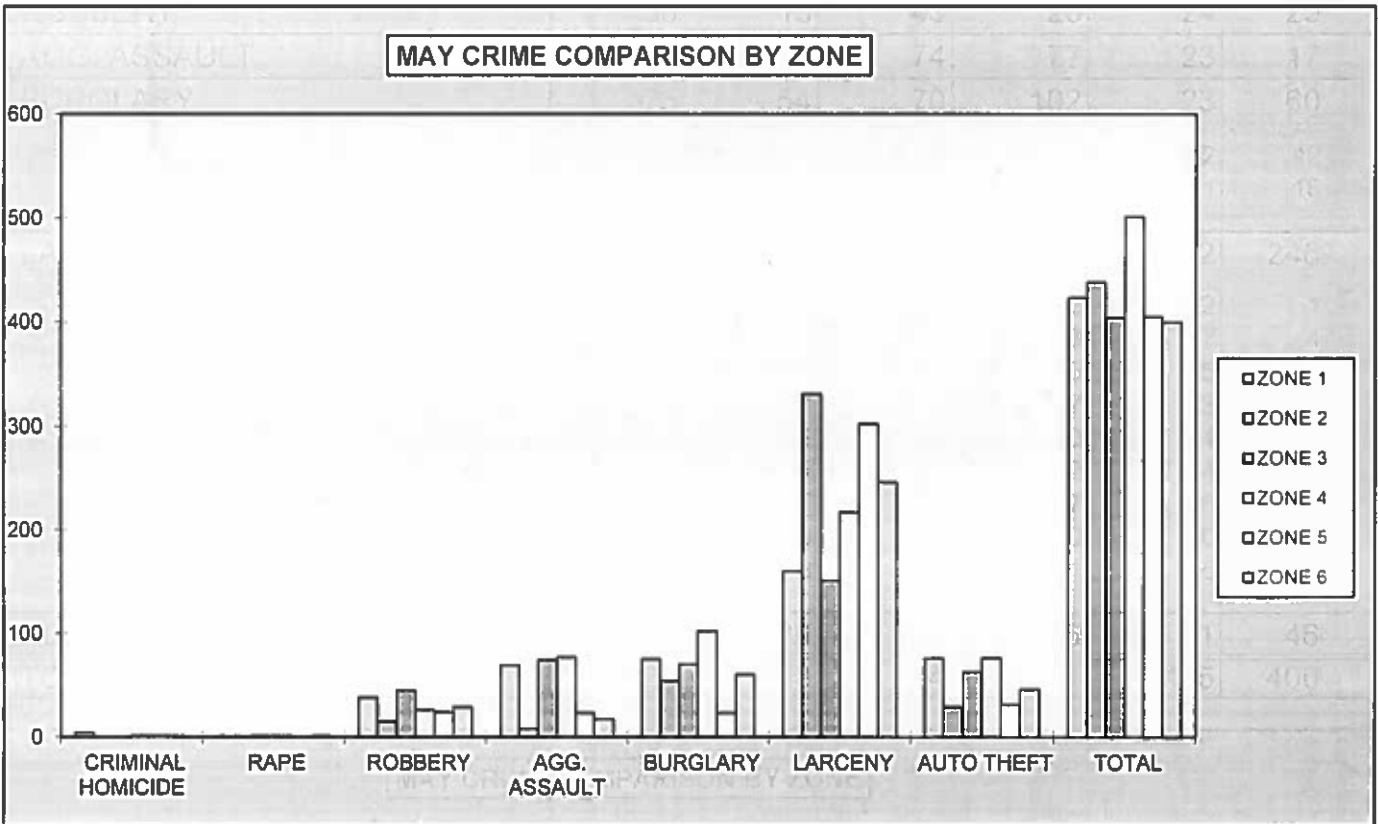


FIRST 5 MONTHS 2016 CRIMES AGAINST PROPERTY BY ZONE						
CRIME	Zone 1	Zone 2	Zone 3	Zone 4	Zone 5	Zone 6
ROBBERY	189	101	213	168	132	138
BURGLARY	364	259	330	432	142	276
LARCENY	773	1,508	644	976	1,301	985
AUTO THEFT	324	202	334	372	153	177
TOTAL CRIMES AGAINST PROPERTY	1,650	2,070	1,521	1,948	1,728	1,576



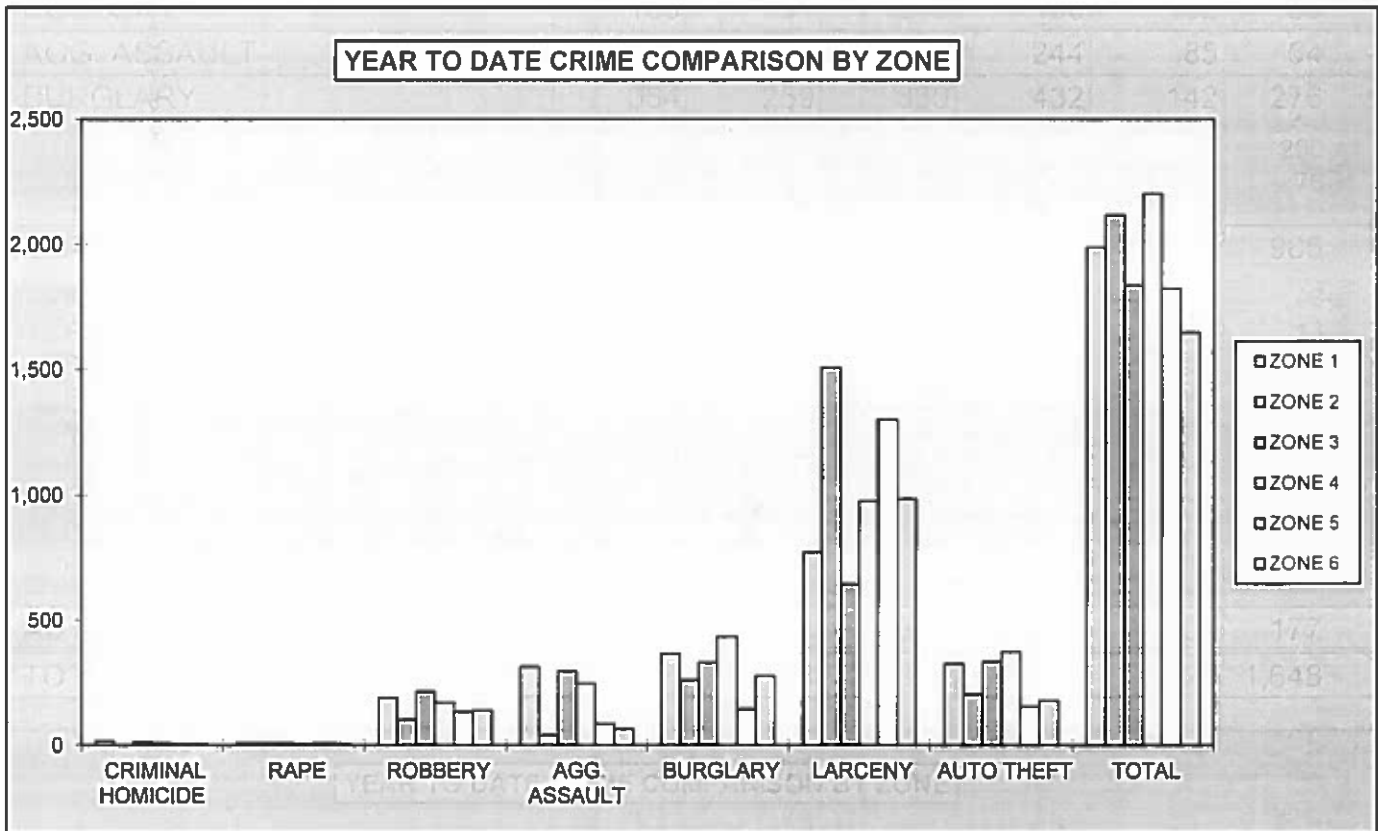
**2016
AREA BREAKDOWN**

MAY CRIME COMPARISON BY ZONE						
CRIME	ZONE 1	ZONE 2	ZONE 3	ZONE 4	ZONE 5	ZONE 6
CRIMINAL HOMICIDE	4	0	0	2	2	1
RAPE	1	1	1	1	0	1
ROBBERY	38	15	45	26	24	29
AGG. ASSAULT	69	8	74	77	23	17
BURGLARY	75	54	70	102	23	60
RESIDENCE	67	37	57	89	12	42
NON-RESIDENCE	8	17	13	13	11	18
LARCENY	160	331	151	217	302	246
POCKETPICKING	1	0	0	2	2	1
PURSE SNATCHING	1	1	3	3	7	4
SHOPLIFTING	24	87	14	35	35	37
FROM MOTOR VEHICLES	83	167	75	117	173	127
MOTOR VEH. PARTS/ACCESSORIES	10	12	24	10	11	14
BICYCLES	1	4	1	2	14	16
FROM BUILDINGS	15	27	8	17	35	18
FROM COIN OPERATED MACHINES	0	0	2	0	0	1
ALL OTHER	25	33	24	31	25	28
AUTO THEFT	76	29	63	76	31	46
TOTAL	423	438	404	501	405	400



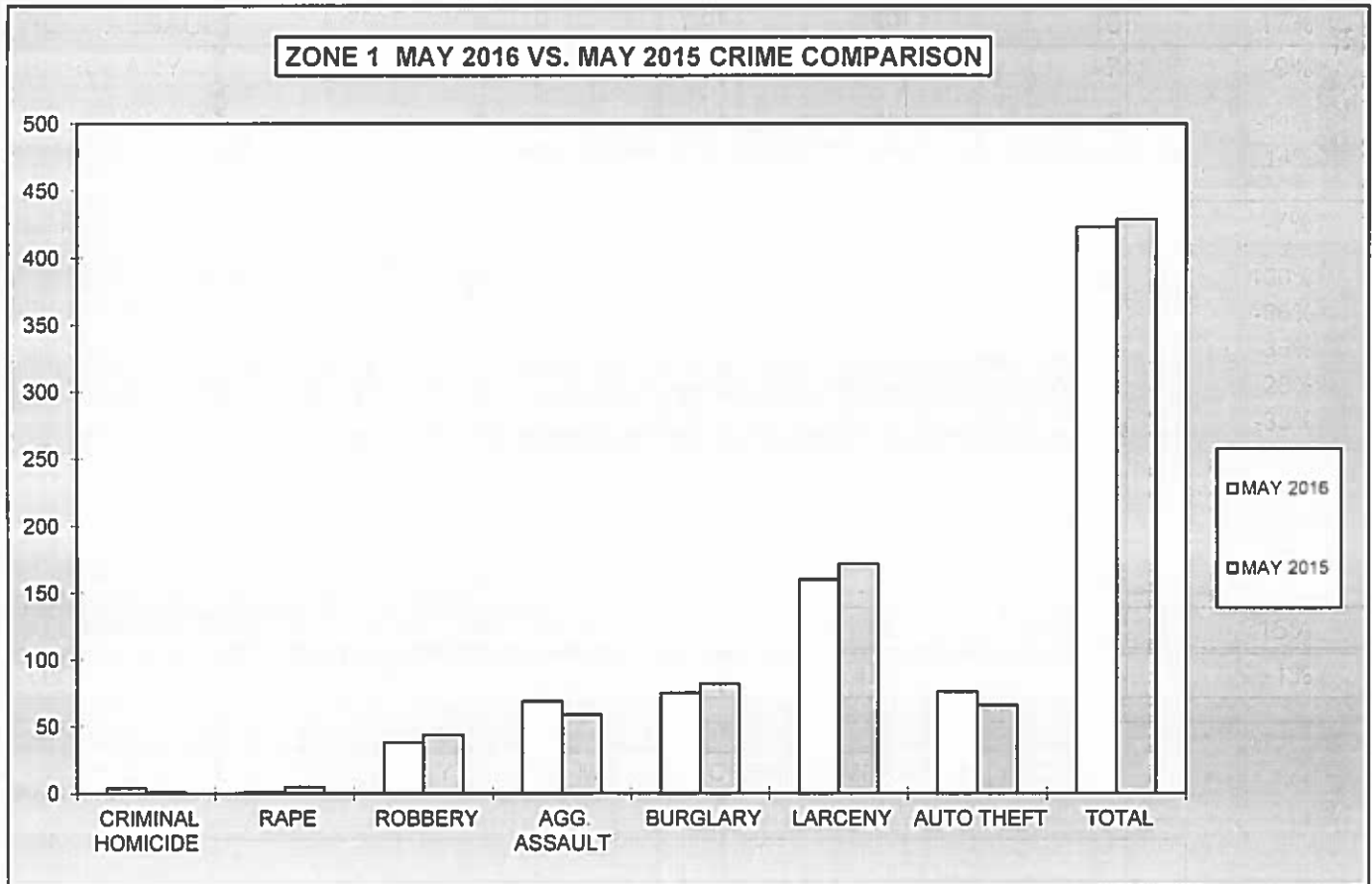
**2016
YEAR TO DATE AREA BREAKDOWN**

FIRST 5 MONTHS CRIME COMPARISON BY ZONE						
CRIME	ZONE 1	ZONE 2	ZONE 3	ZONE 4	ZONE 5	ZONE 6
CRIMINAL HOMICIDE	15	0	13	8	3	2
RAPE	10	9	7	4	8	6
ROBBERY	189	101	213	168	132	138
AGG. ASSAULT	313	39	295	244	85	64
BURGLARY	364	259	330	432	142	276
RESIDENCE	337	155	276	369	73	200
NON-RESIDENCE	27	104	54	63	69	76
LARCENY	773	1,508	644	976	1,301	985
POCKETPICKING	4	4	2	10	9	3
PURSE SNATCHING	17	10	16	24	27	13
SHOPLIFTING	143	410	83	138	129	173
FROM MOTOR VEHICLES	349	747	295	509	768	537
MOTOR VEH. PARTS/ACCESSORIES	80	60	87	69	69	50
BICYCLES	4	11	6	8	47	49
FROM BUILDINGS	55	128	47	76	145	63
FROM COIN OPERATED MACHINES	1	0	6	3	1	1
ALL OTHER	120	138	102	139	106	96
AUTO THEFT	324	202	334	372	153	177
TOTAL	1,988	2,118	1,836	2,204	1,824	1,648



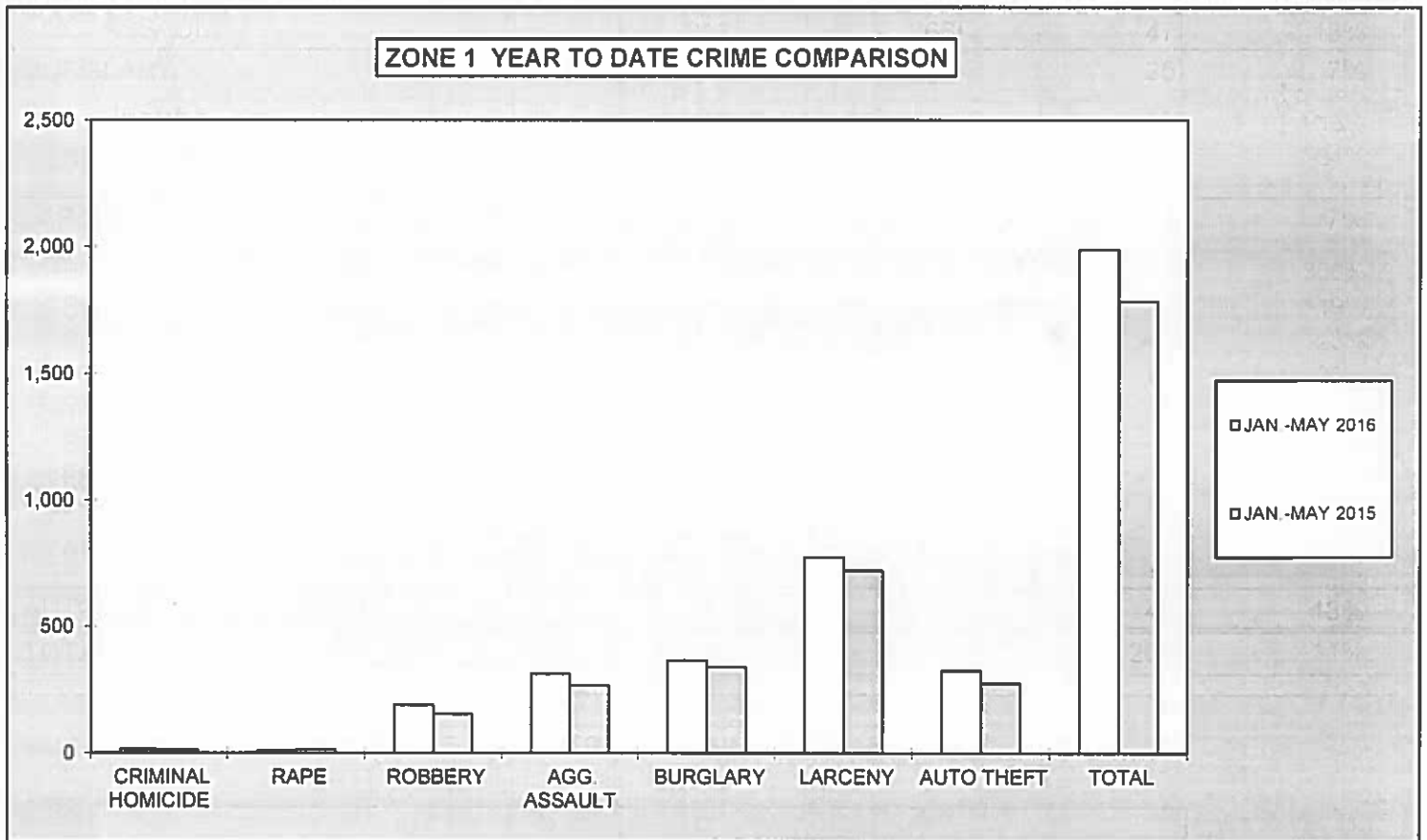
**2016
MONTHLY CRIME COMPARISON**

ZONE 1				
CRIME	MAY 2016	MAY 2015	# DIFFERENCE	% DIFFERENCE
CRIMINAL HOMICIDE	4	1	3	300%
RAPE	1	5	-4	-80%
ROBBERY	38	44	-6	-14%
AGG. ASSAULT	69	59	10	17%
BURGLARY	75	82	-7	-9%
RESIDENCE	67	75	-8	-11%
NON-RESIDENCE	8	7	1	14%
LARCENY	160	172	-12	-7%
POCKETPICKING	1	0	1	100%
PURSE SNATCHING	1	7	-6	-86%
SHOPLIFTING	24	37	-13	-35%
FROM MOTOR VEHICLES	83	65	18	28%
MOTOR VEH. PARTS/ACCESSORIES	10	15	-5	-33%
BICYCLES	1	1	0	0%
FROM BUILDINGS	15	15	0	0%
FROM COIN OPERATED MACHINES	0	1	-1	-100%
ALL OTHER	25	31	-6	-19%
AUTO THEFT	76	66	10	15%
TOTAL	423	429	-6	-1%



**2016
YEAR TO DATE CRIME COMPARISON**

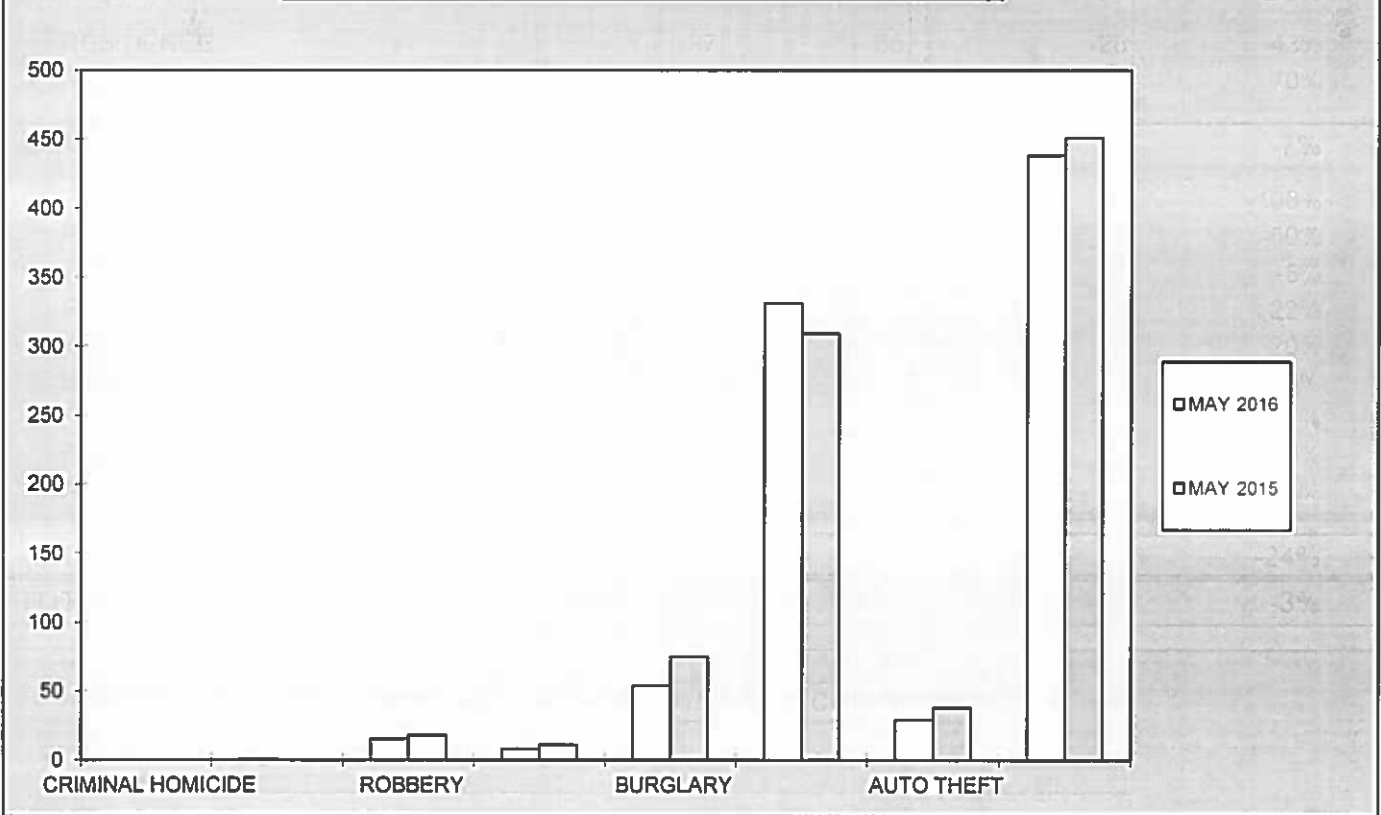
ZONE 1				
CRIME	JAN.-MAY 2016	JAN.-MAY 2015	# DIFFERENCE	% DIFFERENCE
CRIMINAL HOMICIDE	15	13	2	15%
RAPE	10	15	-5	-33%
ROBBERY	189	155	34	22%
AGG. ASSAULT	313	266	47	18%
BURGLARY	364	339	25	7%
RESIDENCE	337	298	39	13%
NON-RESIDENCE	27	41	-14	-34%
LARCENY	773	720	53	7%
POCKETPICKING	4	1	3	300%
PURSE SNATCHING	17	21	-4	-19%
SHOPLIFTING	143	186	-43	-23%
FROM MOTOR VEHICLES	349	268	81	30%
MOTOR VEH. PARTS/ACCESSORIES	80	67	13	19%
BICYCLES	4	3	1	33%
FROM BUILDINGS	55	61	-6	-10%
FROM COIN OPERATED MACHINES	1	1	0	0%
ALL OTHER	120	112	8	7%
AUTO THEFT	324	275	49	18%
TOTAL	1,988	1,783	205	11%



2016
MONTHLY CRIME COMPARISON

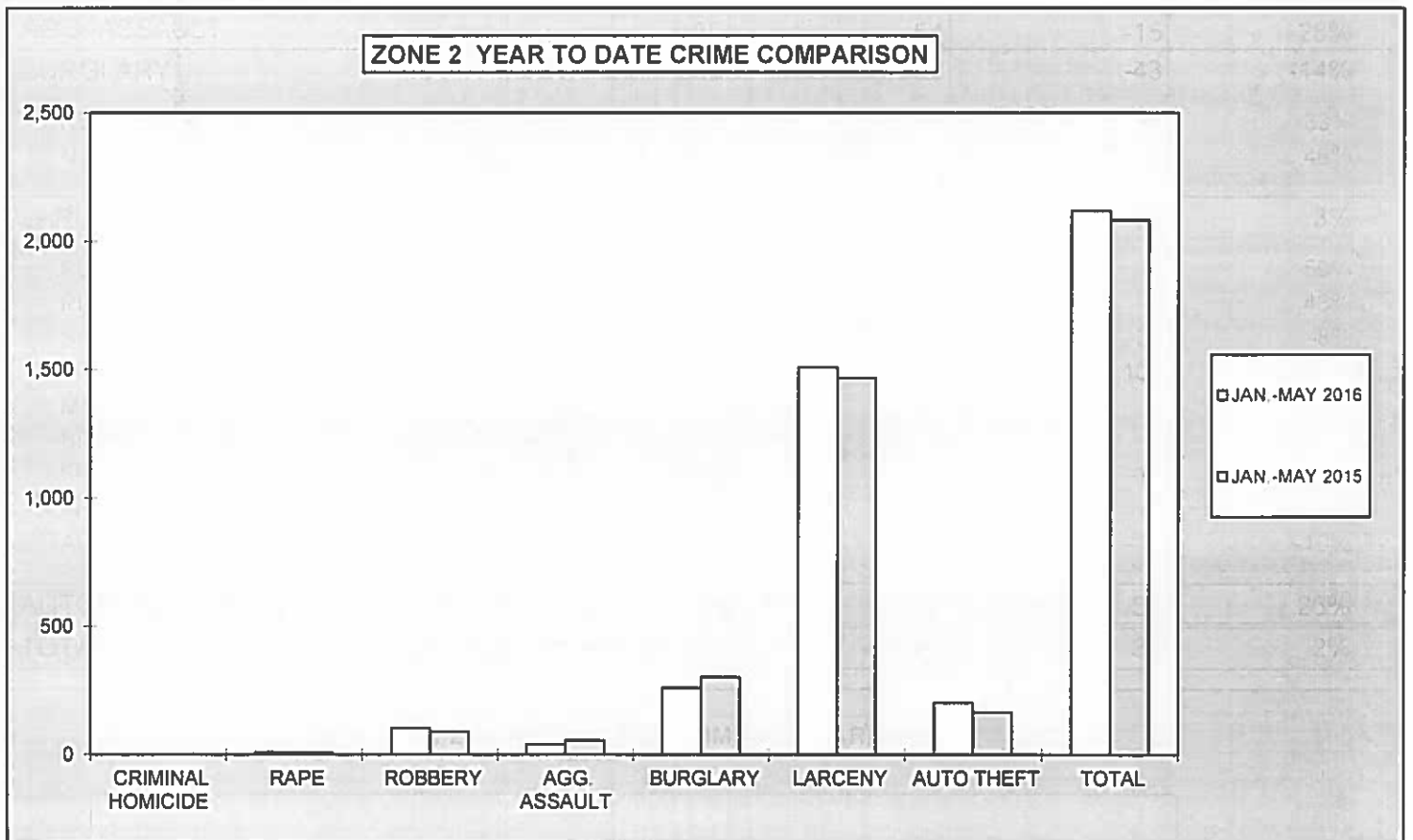
ZONE 2				
CRIME	MAY 2016	MAY 2015	# DIFFERENCE	% DIFFERENCE
CRIMINAL HOMICIDE	0	0	0	0%
RAPE	1	0	1	100%
ROBBERY	15	18	-3	-17%
AGG. ASSAULT	8	11	-3	-27%
BURGLARY	54	75	-21	-28%
RESIDENCE	37	65	-28	-43%
NON-RESIDENCE	17	10	7	70%
LARCENY	331	309	22	7%
POCKETPICKING	0	1	-1	-100%
PURSE SNATCHING	1	2	-1	-50%
SHOPLIFTING	87	95	-8	-8%
FROM MOTOR VEHICLES	167	137	30	22%
MOTOR VEH. PARTS/ACCESSORIES	12	10	2	20%
BICYCLES	4	1	3	300%
FROM BUILDINGS	27	29	-2	-7%
FROM COIN OPERATED MACHINES	0	0	0	0%
ALL OTHER	33	34	-1	-3%
AUTO THEFT	29	38	-9	-24%
TOTAL	438	451	-13	-3%

ZONE 2 MAY 2016 VS. MAY 2015 CRIME COMPARISON



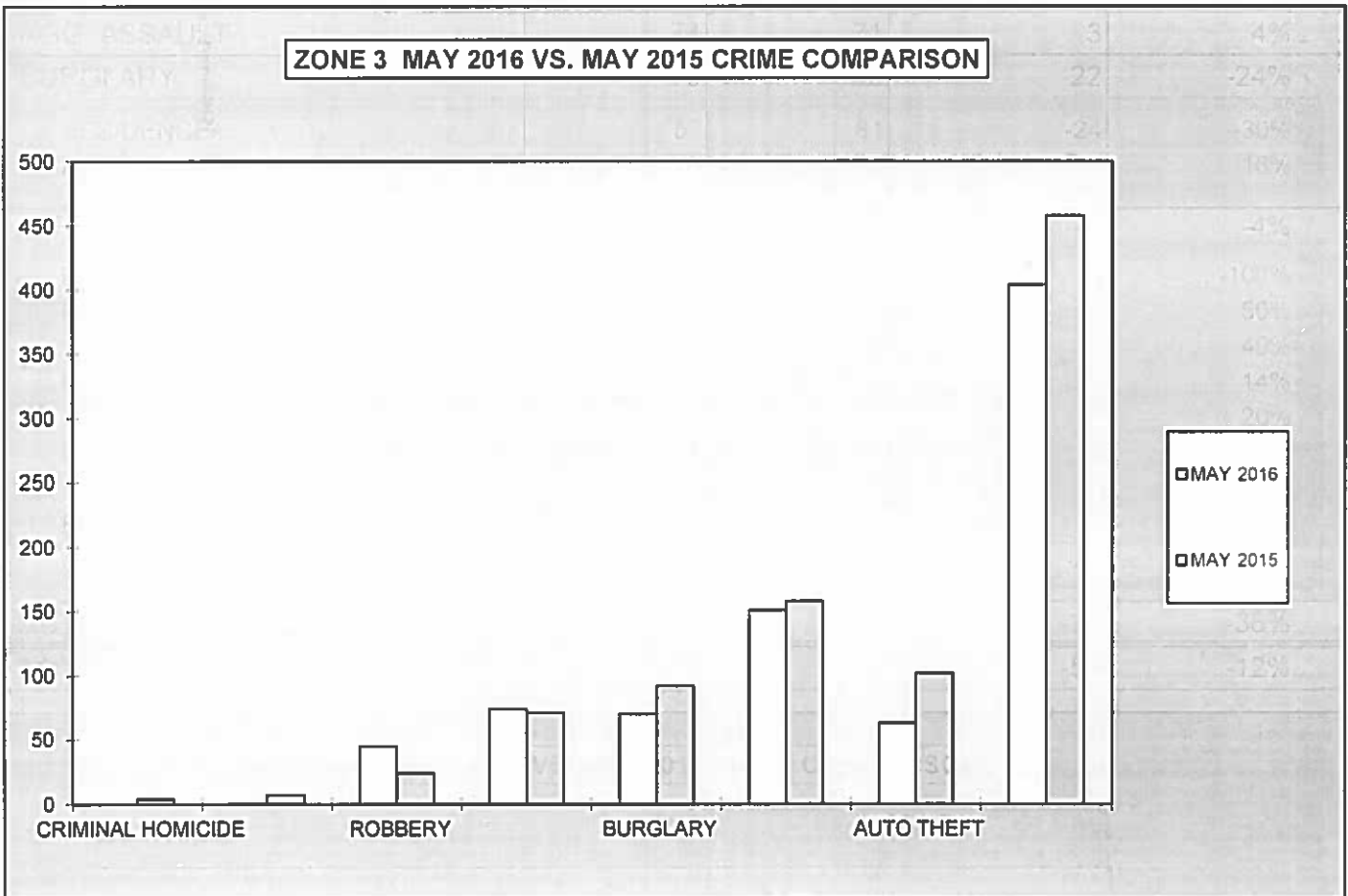
**2016
YEAR TO DATE CRIME COMPARISON**

ZONE 2				
CRIME	JAN.-MAY 2016	JAN.-MAY 2015	# DIFFERENCE	% DIFFERENCE
CRIMINAL HOMICIDE	0	1	-1	-100%
RAPE	9	7	2	29%
ROBBERY	101	89	12	13%
AGG. ASSAULT	39	54	-15	-28%
BURGLARY	259	302	-43	-14%
RESIDENCE	155	231	-76	-33%
NON-RESIDENCE	104	71	33	46%
LARCENY	1,508	1,466	42	3%
POCKETPICKING	4	8	-4	-50%
PURSE SNATCHING	10	7	3	43%
SHOPLIFTING	410	448	-38	-8%
FROM MOTOR VEHICLES	747	645	102	16%
MOTOR VEH. PARTS/ACCESSORIES	60	56	4	7%
BICYCLES	11	3	8	267%
FROM BUILDINGS	128	144	-16	-11%
FROM COIN OPERATED MACHINES	0	1	-1	-100%
ALL OTHER	138	154	-16	-10%
AUTO THEFT	202	164	38	23%
TOTAL	2,118	2,083	35	2%



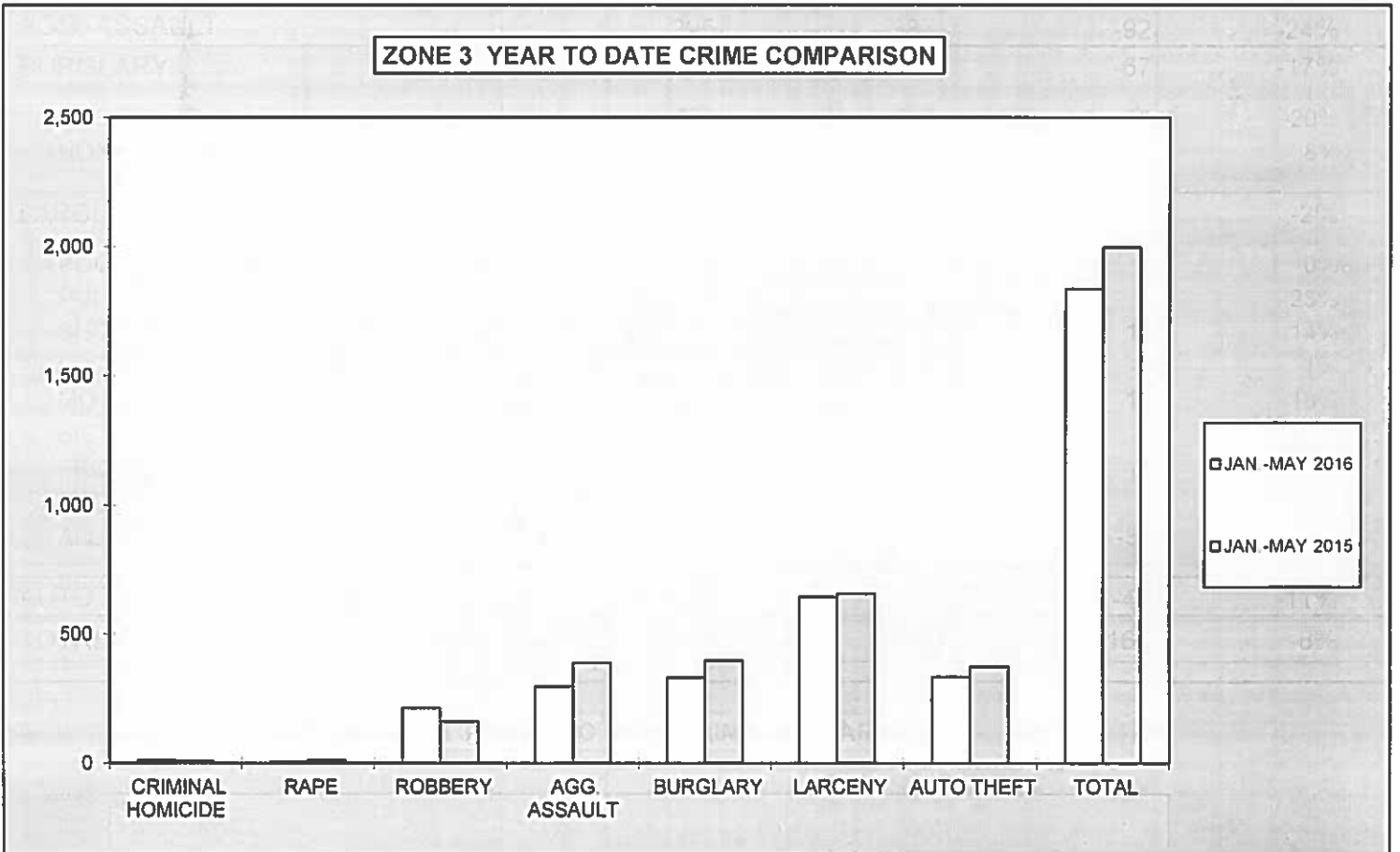
2016
MONTHLY CRIME COMPARISON

ZONE 3				
CRIME	MAY 2016	MAY 2015	# DIFFERENCE	% DIFFERENCE
CRIMINAL HOMICIDE	0	4	-4	-100%
RAPE	1	7	-6	-86%
ROBBERY	45	24	21	88%
AGG. ASSAULT	74	71	3	4%
BURGLARY	70	92	-22	-24%
RESIDENCE	57	81	-24	-30%
NON-RESIDENCE	13	11	2	18%
LARCENY	151	158	-7	-4%
POCKETPICKING	0	1	-1	-100%
PURSE SNATCHING	3	2	1	50%
SHOPLIFTING	14	10	4	40%
FROM MOTOR VEHICLES	75	66	9	14%
MOTOR VEH. PARTS/ACCESSORIES	24	20	4	20%
BICYCLES	1	3	-2	-67%
FROM BUILDINGS	8	10	-2	-20%
FROM COIN OPERATED MACHINES	2	2	0	0%
ALL OTHER	24	44	-20	-45%
AUTO THEFT	63	102	-39	-38%
TOTAL	404	458	-54	-12%



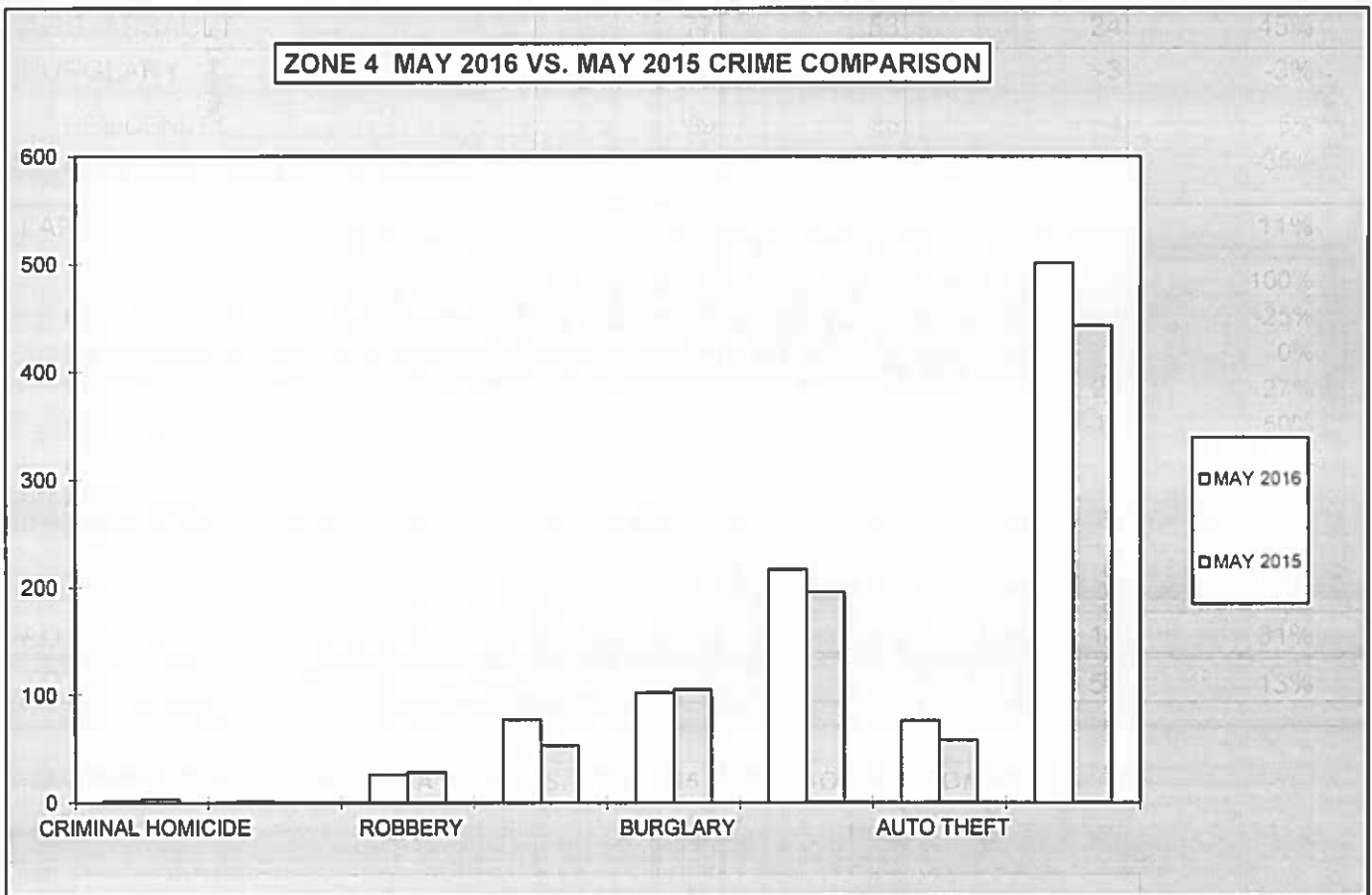
**2016
YEAR TO DATE CRIME COMPARISON**

ZONE 3				
CRIME	JAN.-MAY 2016	JAN.-MAY 2015	# DIFFERENCE	% DIFFERENCE
CRIMINAL HOMICIDE	13	9	4	44%
RAPE	7	13	-6	-46%
ROBBERY	213	160	53	33%
AGG. ASSAULT	295	387	-92	-24%
BURGLARY	330	397	-67	-17%
RESIDENCE	276	347	-71	-20%
NON-RESIDENCE	54	50	4	8%
LARCENY	644	657	-13	-2%
POCKETPICKING	2	2	0	0%
PURSE SNATCHING	16	13	3	23%
SHOPLIFTING	83	73	10	14%
FROM MOTOR VEHICLES	295	299	-4	-1%
MOTOR VEH. PARTS/ACCESSORIES	87	74	13	18%
BICYCLES	6	7	-1	-14%
FROM BUILDINGS	47	46	1	2%
FROM COIN OPERATED MACHINES	6	5	1	20%
ALL OTHER	102	138	-36	-26%
AUTO THEFT	334	374	-40	-11%
TOTAL	1,836	1,997	-161	-8%



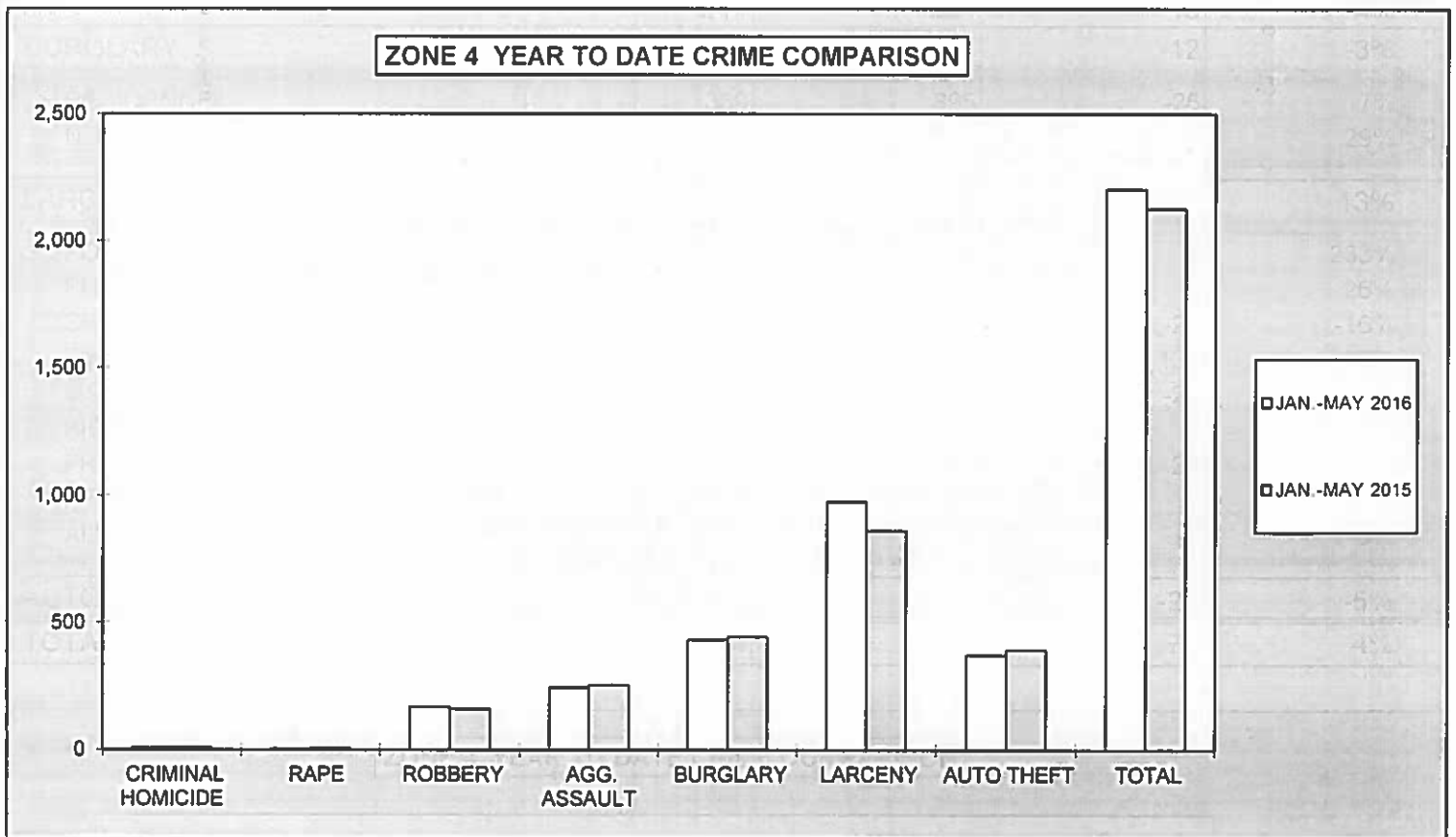
**2016
MONTHLY CRIME COMPARISON**

ZONE 4				
CRIME	MAY 2016	MAY 2015	# DIFFERENCE	% DIFFERENCE
CRIMINAL HOMICIDE	2	3	-1	-33%
RAPE	1	0	1	100%
ROBBERY	26	28	-2	-7%
AGG. ASSAULT	77	53	24	45%
BURGLARY	102	105	-3	-3%
RESIDENCE	89	85	4	5%
NON-RESIDENCE	13	20	-7	-35%
LARCENY	217	196	21	11%
POCKETPICKING	2	0	2	100%
PURSE SNATCHING	3	4	-1	-25%
SHOPLIFTING	35	35	0	0%
FROM MOTOR VEHICLES	117	92	25	27%
MOTOR VEH. PARTS/ACCESSORIES	10	20	-10	-50%
BICYCLES	2	1	1	100%
FROM BUILDINGS	17	10	7	70%
FROM COIN OPERATED MACHINES	0	0	0	0%
ALL OTHER	31	34	-3	-9%
AUTO THEFT	76	58	18	31%
TOTAL	501	443	58	13%



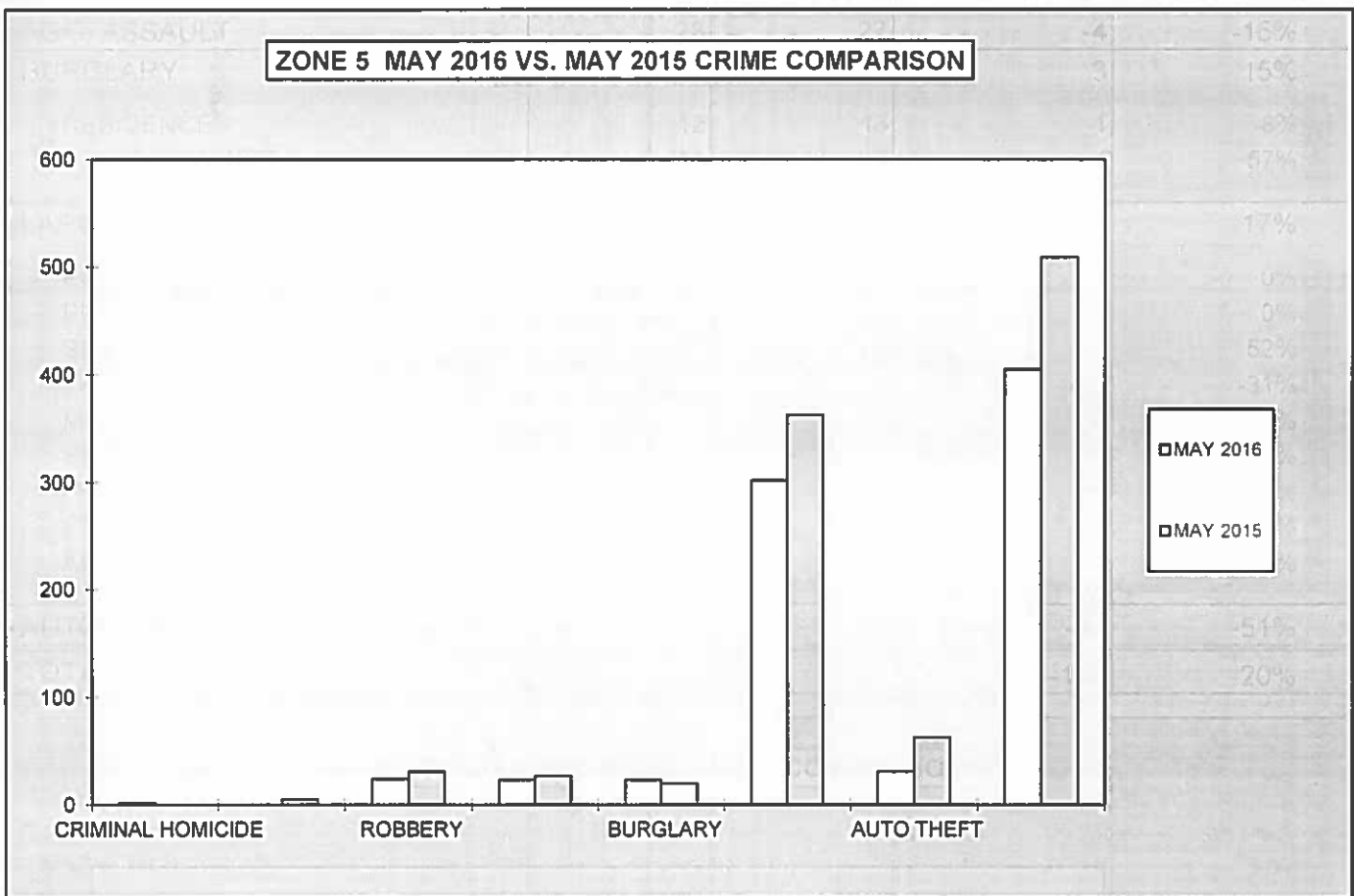
**2016
YEAR TO DATE CRIME COMPARISON**

ZONE 4				
CRIME	JAN.-MAY 2016	JAN.-MAY 2015	# DIFFERENCE	% DIFFERENCE
CRIMINAL HOMICIDE	8	9	-1	-11%
RAPE	4	6	-2	-33%
ROBBERY	168	160	8	5%
AGG. ASSAULT	244	254	-10	-4%
BURGLARY	432	444	-12	-3%
RESIDENCE	369	395	-26	-7%
NON-RESIDENCE	63	49	14	29%
LARCENY	976	862	114	13%
POCKETPICKING	10	3	7	233%
PURSE SNATCHING	24	19	5	26%
SHOPLIFTING	138	164	-26	-16%
FROM MOTOR VEHICLES	509	378	131	35%
MOTOR VEH. PARTS/ACCESSORIES	69	90	-21	-23%
BICYCLES	8	6	2	33%
FROM BUILDINGS	76	53	23	43%
FROM COIN OPERATED MACHINES	3	1	2	200%
ALL OTHER	139	148	-9	-6%
AUTO THEFT	372	393	-21	-5%
TOTAL	2,204	2,128	76	4%



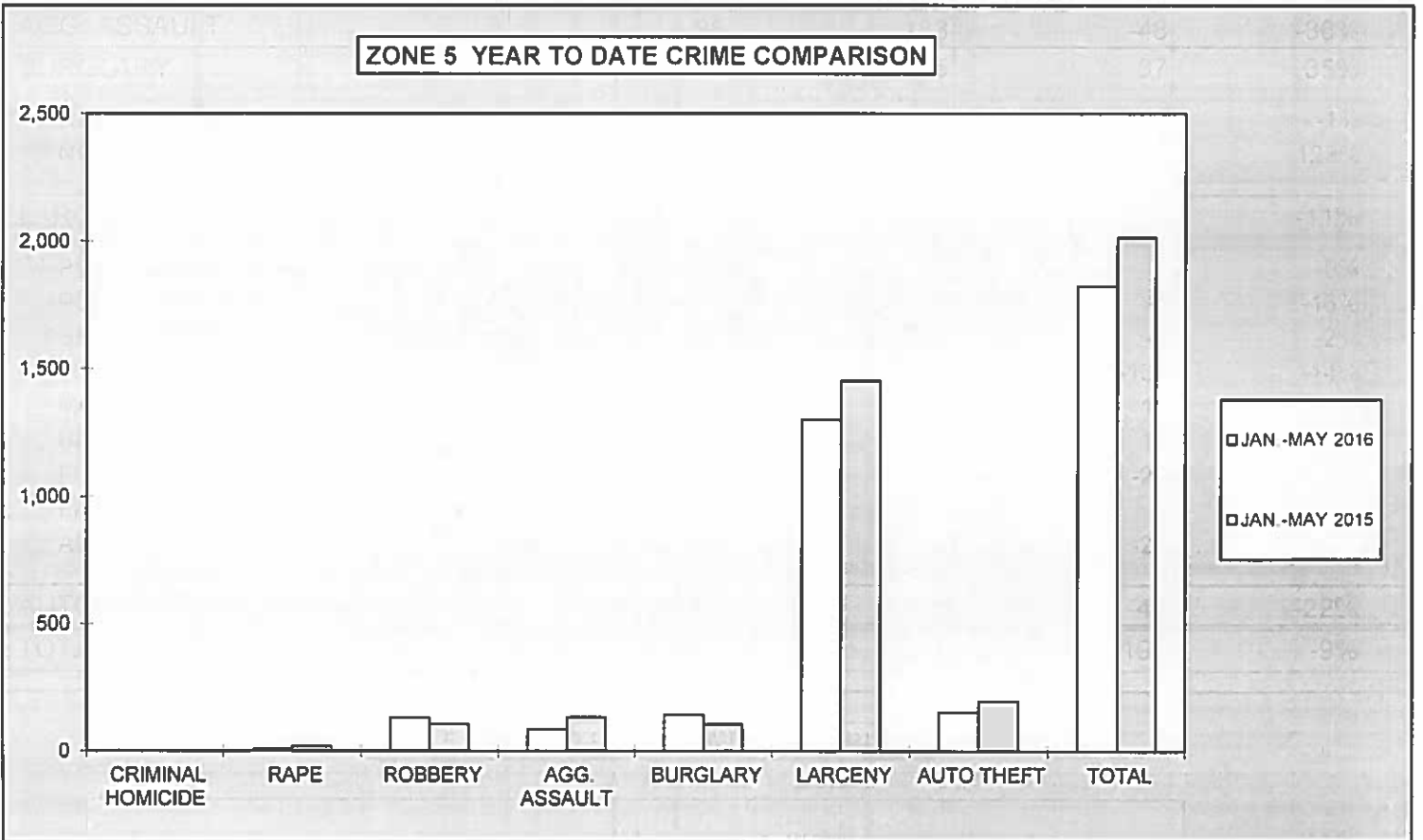
**2016
MONTHLY CRIME COMPARISON**

ZONE 5				
CRIME	MAY 2016	MAY 2015	# DIFFERENCE	% DIFFERENCE
CRIMINAL HOMICIDE	2	0	2	100%
RAPE	0	5	-5	-100%
ROBBERY	24	31	-7	-23%
AGG. ASSAULT	23	27	-4	-15%
BURGLARY	23	20	3	15%
RESIDENCE	12	13	-1	-8%
NON-RESIDENCE	11	7	4	57%
LARCENY	302	363	-61	-17%
POCKETPICKING	2	2	0	0%
PURSE SNATCHING	7	7	0	0%
SHOPLIFTING	35	23	12	52%
FROM MOTOR VEHICLES	173	250	-77	-31%
MOTOR VEH. PARTS/ACCESSORIES	11	11	0	0%
BICYCLES	14	9	5	56%
FROM BUILDINGS	35	24	11	46%
FROM COIN OPERATED MACHINES	0	1	-1	-100%
ALL OTHER	25	36	-11	-31%
AUTO THEFT	31	63	-32	-51%
TOTAL	405	509	-104	-20%



**2016
YEAR TO DATE CRIME COMPARISON**

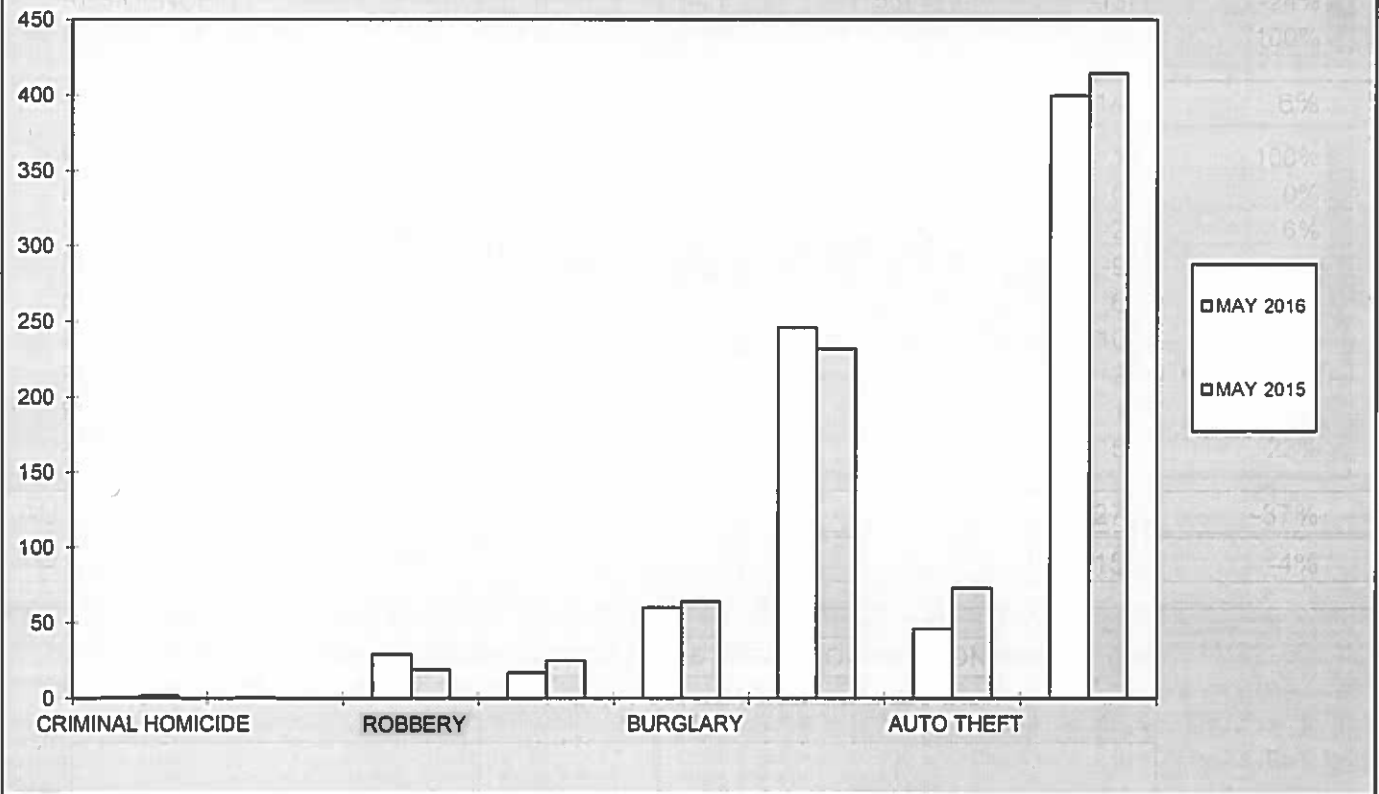
ZONE 5				
CRIME	JAN -MAY 2016	JAN -MAY 2015	# DIFFERENCE	% DIFFERENCE
CRIMINAL HOMICIDE	3	1	2	200%
RAPE	8	18	-10	-56%
ROBBERY	132	107	25	23%
AGG. ASSAULT	85	133	-48	-36%
BURGLARY	142	105	37	35%
RESIDENCE	73	74	-1	-1%
NON-RESIDENCE	69	31	38	123%
LARCENY	1,301	1,454	-153	-11%
POCKETPICKING	9	9	0	0%
PURSE SNATCHING	27	32	-5	-16%
SHOPLIFTING	129	131	-2	-2%
FROM MOTOR VEHICLES	768	898	-130	-14%
MOTOR VEH. PARTS/ACCESSORIES	69	51	18	35%
BICYCLES	47	31	16	52%
FROM BUILDINGS	145	166	-21	-13%
FROM COIN OPERATED MACHINES	1	1	0	0%
ALL OTHER	106	135	-29	-21%
AUTO THEFT	153	196	-43	-22%
TOTAL	1,824	2,014	-190	-9%



**2016
MONTHLY CRIME COMPARISON**

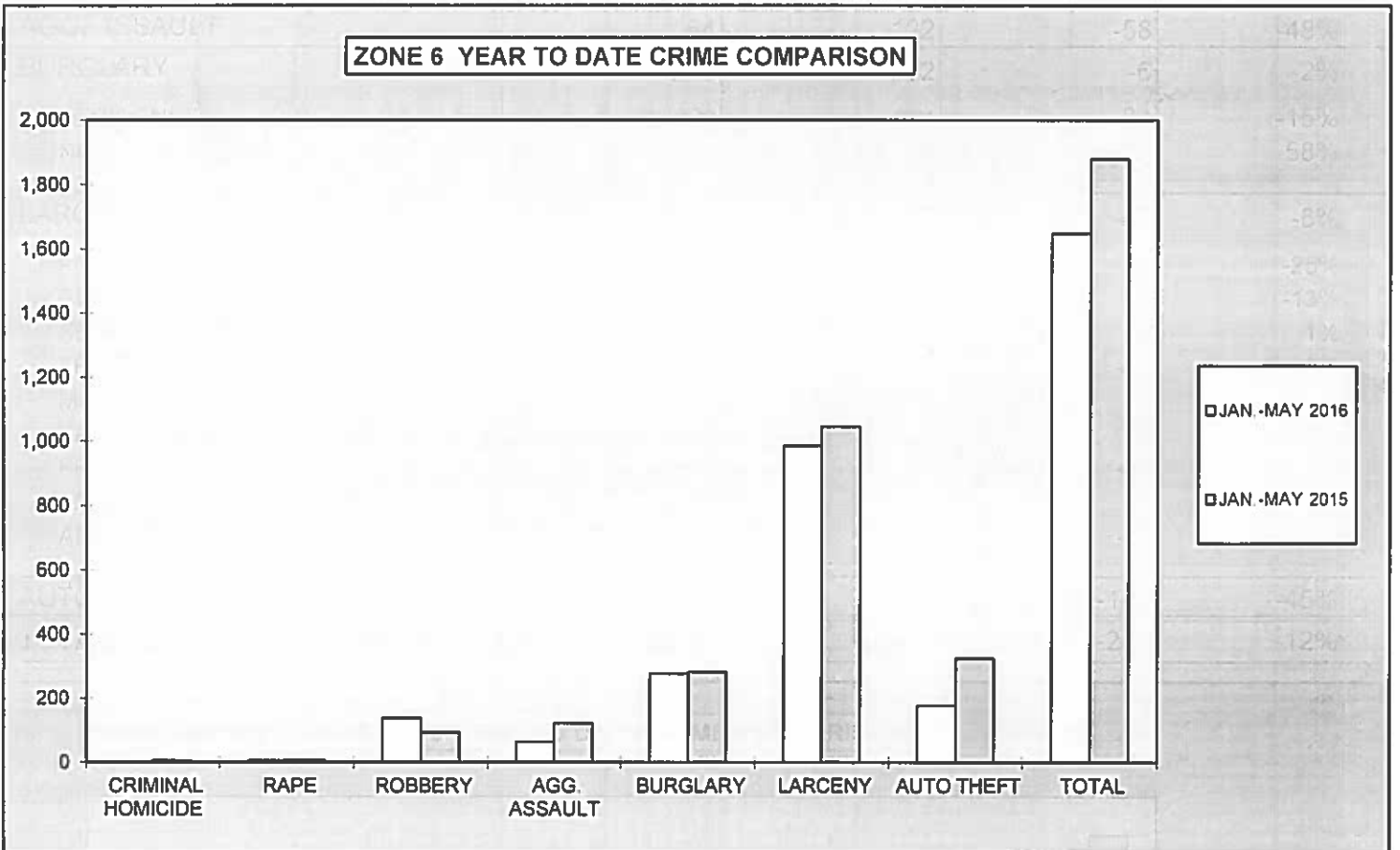
ZONE 6				
CRIME	MAY 2016	MAY 2015	# DIFFERENCE	% DIFFERENCE
CRIMINAL HOMICIDE	1	2	-1	-50%
RAPE	1	0	1	100%
ROBBERY	29	19	10	53%
AGG. ASSAULT	17	25	-8	-32%
BURGLARY	60	64	-4	-6%
RESIDENCE	42	55	-13	-24%
NON-RESIDENCE	18	9	9	100%
LARCENY	246	232	14	6%
POCKETPICKING	1	0	1	100%
PURSE SNATCHING	4	4	0	0%
SHOPLIFTING	37	35	2	6%
FROM MOTOR VEHICLES	127	136	-9	-7%
MOTOR VEH. PARTS/ACCESSORIES	14	8	6	75%
BICYCLES	16	6	10	167%
FROM BUILDINGS	18	20	-2	-10%
FROM COIN OPERATED MACHINES	1	0	1	100%
ALL OTHER	28	23	5	22%
AUTO THEFT	46	73	-27	-37%
TOTAL	400	415	-15	-4%

ZONE 6 MAY 2016 VS. MAY 2015 CRIME COMPARISON



**2016
YEAR TO DATE CRIME COMPARISON**

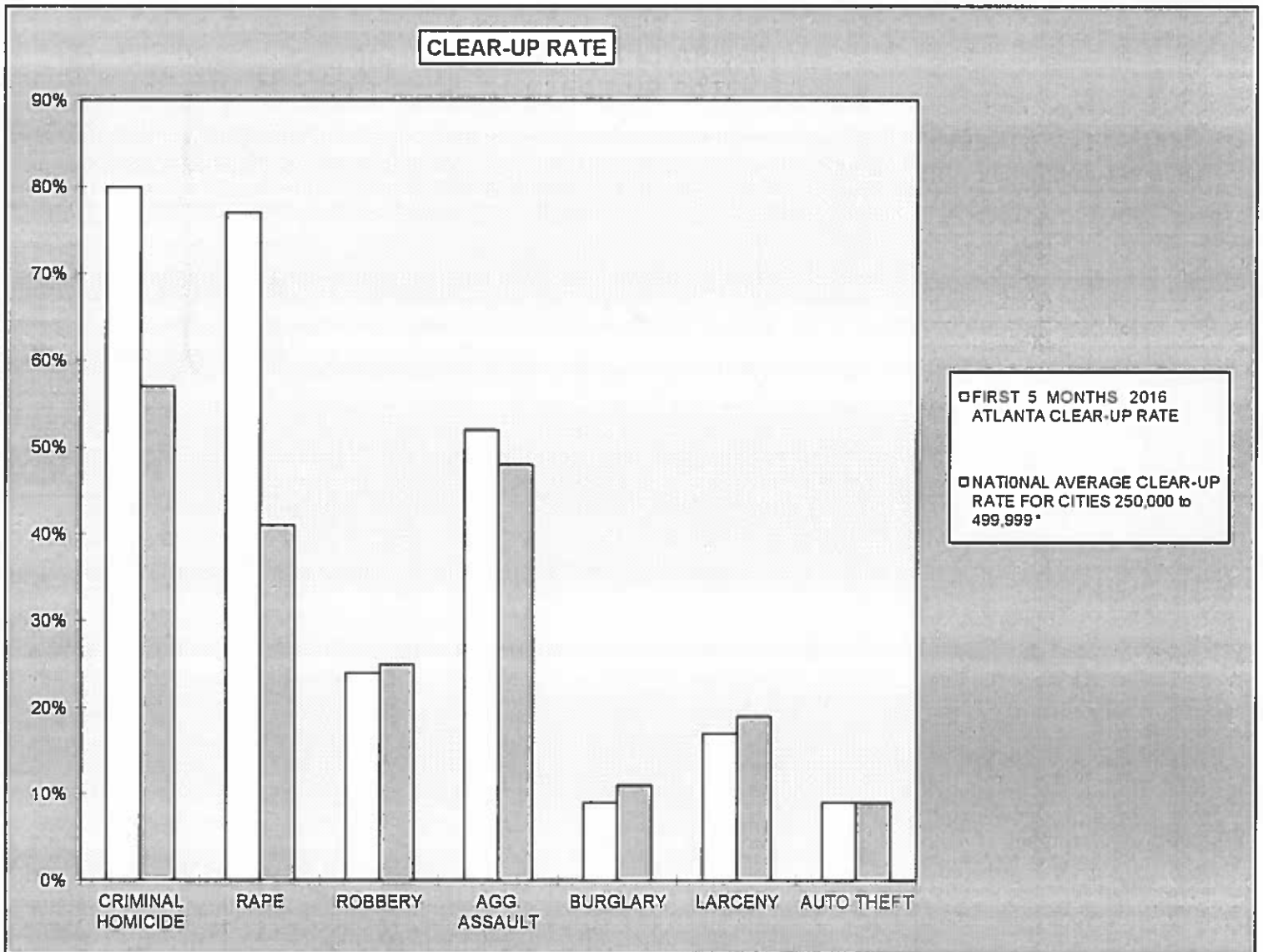
ZONE 6				
CRIME	JAN.-MAY 2016	JAN.-MAY 2015	# DIFFERENCE	% DIFFERENCE
CRIMINAL HOMICIDE	2	6	-4	-67%
RAPE	6	7	-1	-14%
ROBBERY	138	93	45	48%
AGG. ASSAULT	64	122	-58	-48%
BURGLARY	276	282	-6	-2%
RESIDENCE	200	234	-34	-15%
NON-RESIDENCE	76	48	28	58%
LARCENY	985	1,045	-60	-6%
POCKETPICKING	3	4	-1	-25%
PURSE SNATCHING	13	15	-2	-13%
SHOPLIFTING	173	172	1	1%
FROM MOTOR VEHICLES	537	589	-52	-9%
MOTOR VEH. PARTS/ACCESSORIES	50	51	-1	-2%
BICYCLES	49	21	28	133%
FROM BUILDINGS	63	78	-15	-19%
FROM COIN OPERATED MACHINES	1	0	1	100%
ALL OTHER	96	115	-19	-17%
AUTO THEFT	177	324	-147	-45%
TOTAL	1,648	1,879	-231	-12%



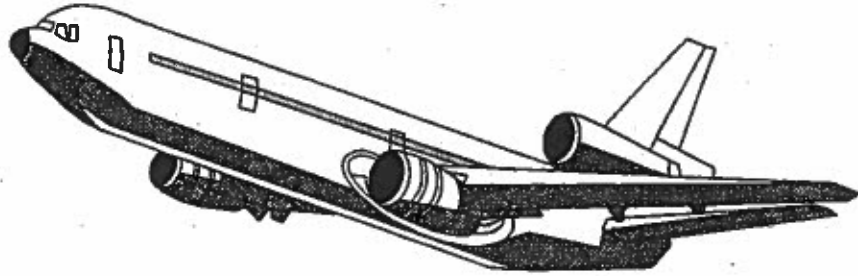
**2016
CRIME COMPARISON
CLEAR-UP RATE**

CRIME	FIRST 5 MONTHS 2016 ATLANTA CLEAR-UP RATE	NATIONAL AVERAGE CLEAR-UP RATE FOR CITIES 250,000 to 499,999 *
CRIMINAL HOMICIDE	80%	57%
RAPE	77%	41%
ROBBERY	24%	25%
AGG. ASSAULT	52%	48%
BURGLARY	9%	11%
LARCENY	17%	19%
AUTO THEFT	9%	9%

* National Average for Cities 250,000 to 499,999 Based on Latest Annual (2014) FBI Uniform Crime Report



APD



The Atlanta Airport
UNIFORM CRIME REPORTING



MAY 2016

SUPPORT SERVICES DIVISION
INFORMATION SERVICES SECTION

RETURN A - MONTHLY RETURN OF OFFENSES KNOWN TO THE POLICE

This report is authorized by law Title 28, Section 534, U. S. Code. While you are not required to respond, your cooperation in forwarding this report by the 7th day after the close of the month to Uniform Crime Reports, Federal Bureau of Investigation, Washington, D.C. 20535, will assist in compiling comprehensive, accurate national crime figures on a timely basis.

1-720b (Rev 8-30-94)
OMB No 1110-0001

1	2	3	4	5	6	
CLASSIFICATION OF OFFENSES	Da la En ry	OFFENSES REPORTED OR KNOWN TO POLICE (INCLUDE "UNFOUNDED" AND ATTEMPTS)	UNFOUNDED, I.E., FALSE OR BASELESS COMPLAINTS	NUMBER OF ACTUAL OFFENSES (COLUMN 2 MINUS COLUMN 3) INCLUDE ATTEMPTS	TOTAL OFFENSES CLEARED BY ARREST OR EXCEPTIONAL MEANS (INCLUDES COL. 6)	NUMBER OF CLEARANCES INVOLVING ONLY PERSONS UNDER 18 YEARS OF AGE
1. CRIMINAL HOMICIDE						
a. MURDER AND NONNEGLIGENT HOMICIDE	11	0	0	0	0	0
b. MANSLAUGHTER BY NEGLIGENCE	12					
2. FORCIBLE RAPE TOTAL	20	0	0	0	0	0
a. Rape by Force	21	0	0	0	0	0
b. Attempts to commit Forcible Rape	22	0	0	0	0	0
3. ROBBERY TOTAL	30	0	0	0	0	0
a. Firearm	31	0	0	0	0	0
b. Knife or Cutting Instrument	32	0	0	0	0	0
c. Other Dangerous Weapon	33	0	0	0	0	0
d. Strong-Arm (Hands, Fists, Feet, etc.)	34	0	0	0	0	0
4. ASSAULT TOTAL	40	6	0	6	3	0
a. Firearm	41	1	0	1	0	0
b. Knife or cutting instrument	42	0	0	0	0	0
c. Other Dangerous Weapon	43	0	0	0	0	0
d. Strong-Arm	44	0	0	0	0	0
e. Other Assaults - Simple, Not Aggravated	45	5	0	5	3	0
5. BURGLARY TOTAL	50	0	0	0	0	0
a. Forcible Entry	51	0	0	0	0	0
b. Unlawful Entry - No Force	52	0	0	0	0	0
c. Attempted Forcible Entry	53	0	0	0	0	0
6. LARCENY THEFT TOTAL (except Motor Vehicle Theft)	60	22	0	22	1	0
7. MOTOR VEHICLE THEFT TOTAL	70	4	0	4	1	0
a. Autos	71	4	0	4	1	0
b. Trucks and Buses	72	0	0	0	0	0
c. Other Vehicles	73	0	0	0	0	0
GRAND TOTAL	77	32	0	32	5	0

CHECKING ANY OF THE APPROPRIATE BLOCKS BELOW WILL ELIMINATE YOUR NEED TO SUBMIT REPORTS WHEN THE VALUES ARE ZERO. THIS WILL ALSO AID THE NATIONAL PROGRAM IN ITS QUALITY CONTROL EFFORTS.

- NO SUPPLEMENTARY HOMICIDE REPORT SUBMITTED SINCE NO MURDERS, JUSTIFIABLE HOMICIDES, OR MANSLAUGHTER BY NEGLIGENCE OCCURRED IN THIS JURISDICTION DURING THE MONTH.
- NO SUPPLEMENT TO RETURN A REPORT SINCE NO CRIME OFFENSES OR RECOVERY OF PROPERTY REPORTED DURING THE MONTH.
- NO LAW ENFORCEMENT OFFICERS KILLED OR ASSAULTED REPORT SINCE NONE OF THE OFFICERS WERE ASSAULTED OR KILLED DURING THE MONTH.

- NO AGE, SEX, AND RACE OF PERSONS ARRESTED UNDER 18 YEARS OF AGE REPORT SINCE NO ARRESTS OF PERSONS WITHIN THIS AGE GROUP.
- NO AGE, SEX, AND RACE OF PERSONS ARRESTED 18 YEARS OF AGE AND OVER REPORT SINCE NO ARRESTS OF PERSONS WITHIN THIS AGE GROUP.
- NO MONTHLY RETURN OF ARSON OFFENSES KNOWN TO LAW ENFORCEMENT REPORT SINCE NO ARSONS OCCURRED.

DO NOT USE THIS SPACE

	INITIALS
RECORDED	
EDITED	
ENTERED	
ADJUSTED	
INDEXED	

* TOTALS INCLUDE PREVIOUS OFFENSES

MAY 2016
Month and Year of Report

GA 060240X
Agency Identifier

JULY 21, 2016
Date

ATLANTA AIRPORT POLICE - GEORGIA
Agency and State

[Signature]
Prepared By
[Signature]
Chief, Commissioner, Sheriff, or Superintendent

LIEUTENANT
Title

CHIEF
Title

PROPERTY STOLEN BY CLASSIFICATION

CLASSIFICATION	DATA ENTRY	Number of Actual Offenses (Column 4 Return A)	Monetary Value of Property Stolen
1. MURDER AND NONNEGLIGENT MANSLAUGHTER	12	0	\$ 0.00
2. FORCIBLE RAPE	20	0	\$ 0.00
3. ROBBERY			
(a) HIGHWAY (streets, alleys, etc.)	31	0	0.00
(b) COMMERCIAL HOUSE (except c, d, and f)	32	0	0.00
(c) GAS OR SERVICE STATION	33	0	0.00
(d) CONVENIENCE STORE	34	0	0.00
(e) RESIDENCE (anywhere on premises)	35	0	0.00
(f) BANK	36	0	0.00
(g) MISCELLANEOUS	37	0	0.00
TOTAL ROBBERY	30	0	\$ 0.00
5. BURGLARY - BREAKING OR ENTERING			
(a) RESIDENCE (dwelling)			
(1) NIGHT (6 p.m. - 6 a.m.)	51	0	0.00
(2) DAY (6 a.m. - 6 p.m.)	52	0	0.00
(3) UNKNOWN	53	0	0.00
(b) NON-RESIDENCE (store, office, etc.)			
(1) NIGHT (6 p.m. - 6 a.m.)	54	0	0.00
(2) DAY (6 a.m. - 6 p.m.)	55	0	0.00
(3) UNKNOWN	56	0	0.00
TOTAL BURGLARY	60	0	\$ 0.00
6. LARCENY - THEFT (Except Motor Vehicle Theft)			
(a) \$200 AND OVER	61	12	21,522.00
(b) \$50 TO \$200	62	1	131.00
(c) UNDER \$50	63	9	1.00
TOTAL LARCENY (Same as Item 6X)	60	22	\$ 21,654.00
7. MOTOR VEHICLE THEFT (Include Alleged Joy Ride)	70	4	\$ 147,180.00
GRAND TOTAL - ALL ITEMS	77		\$ 168,834.00
ADDITIONAL ANALYSIS OF LARCENY AND MOTOR VEHICLE THEFT			
6X. NATURE OF LARCENIES UNDER ITEM 6			
(a) POCKET-PICKING	81	0	0.00
(b) PURSE-SNATCHING	82	0	0.00
(c) SHOPLIFTING	83	2	4,922.00
(d) FROM MOTOR VEHICLES (except e)	84	4	131.00
(e) MOTOR VEHICLE PARTS AND ACCESSORIES	85	0	0.00
(f) BICYCLES	86	0	0.00
(g) FROM BUILDING (except c and h)	87	3	1,200.00
(h) FROM ANY COIN-OPERATED MACHINES (parking meters, etc.)	88	0	0.00
(i) ALL OTHER	89	13	15,401.00
TOTAL LARCENIES (Same as Item 6)	80	22	\$ 21,654.00
7X. MOTOR VEHICLES RECOVERED			
(a) STOLEN LOCALLY AND RECOVERED LOCALLY	91	0	
(b) STOLEN LOCALLY AND RECOVERED BY OTHER JURISDICTIONS	92	0	
(c) TOTAL LOCALLY STOLEN MOTOR VEHICLES RECOVERED (a & b)	93	0	
(d) STOLEN IN OTHER JURISDICTIONS AND RECOVERED LOCALLY	90	5	

SUPPLEMENT TO RETURN A
MONTHLY RETURN OF OFFENSES KNOWN TO THE POLICE

1-706 (Rev.8-30-94)
Form Approved
OMB No. 1110-0007

This report is authorized by law, Title 28, Section 534, U. S. Code. While you are not required to respond, your cooperation in submitting this report with the Return A will assist the FBI in compiling comprehensive, accurate figures on a timely basis.

This form deals with the nature of crime and the monetary value of property stolen and recovered. The total offenses recorded on the form should be the same as the number of actual offenses listed in Column 4 of the Return A for each crime class. Include attempted crimes on this form, but do not include unfounded offenses. If you cannot complete the report in all areas, please record as much information as is available. Tally sheets will be sent upon request.

PROPERTY BY TYPE AND VALUE

Type of Property (1)	Data Entry	Monetary Value of Property Stolen in Your Jurisdiction	
		Stolen (2)	Recovered (3)
(A) Currency, Notes, Etc	01	\$ 80.00	\$ 0.00
(B) Jewelry and Precious Metals	02	9,400.00	0.00
(C) Clothing and Furs	03	2,552.00	1,652.00
(D) Locally Stolen Motor Vehicles	04	147,180.00	0.00
(E) Office Equipment	05	800.00	0.00
(F) Televisions, Radios, Stereos, Etc.	06	5,101.00	0.00
(G) Firearms	07	0.00	0.00
(H) Household Goods	08	0.00	0.00
(I) Consumable Goods	09	0.00	0.00
(J) Livestock	10	0.00	0.00
(K) Miscellaneous	11	3,721.00	0.00
TOTAL	00	\$ 168,834.00	\$ 1,652.00

The total of this column should agree with the Grand Total (DATA ENTRY 77) shown on page 2.

Include in this column all property recovered even though stolen in prior months. The above is an accounting for only that property stolen in your jurisdiction. This will include property recovered for you by other jurisdictions, but not property you recover for them.

DATE JULY 21, 2016
 PREPARED BY [Signature] LIEUTENANT
 TITLE
 CHIEF, COMMISSIONER, SHERIFF OR SUPERINTENDENT
[Signature] CHIEF

MAY 2016
Month and Year of Report

GA 060240X
Agency Identifier

ATLANTA AIRPORT POLICE - GEORGIA
Agency and State

ATLANTA AIRPORT POLICE
AGE, SEX, AND RACE OF PERSONS ARRESTED
17 YEARS OF AGE AND OVER

CLASSIFICATION OF OFFENSES	SEX	AGE OF PERSON ARRESTED											TOTAL	RACE				ETHNIC																						
		17	18	19	20	21	22	23	24	29	30	34		35	39	40	44	45	49	50	54	55	59	60	64	65	UP	White	Black	Native Amer.	Asian/Pacific	Whi Hispanic	Blck Hispanic							
Murder/Nonnegligent Manslaughter	M																																							
	F																																							
Manslaughter by Negligence	M																																							
	F																																							
Forcible Rape	M																																							
	F																																							
Robbery	M																																							
	F																																							
Aggravated Assault	M																																							
	F																																							
Burglary - Breaking or Entering	M																																							
	F																																							
Larceny - Theft (except Motor Vehicle Theft)	M																																							
	F																																							
Motor Vehicle Theft	M																																							
	F																																							
Other Assaults	M																																							
	F																																							
Arson	M																																							
	F																																							
Forgery and Counterfeiting	M																																							
	F																																							
Fraud	M																																							
	F																																							
Embezzlement	M																																							
	F																																							
Stolen Property: Buying, Receiving, Possessing	M																																							
	F																																							
Vandalism	M																																							
	F																																							
Weapons	M																																							
	F																																							

ATLANTA AIRPORT POLICE
AGE, SEX, AND RACE OF PERSONS ARRESTED
17 YEARS OF AGE AND OVER

MONTH MAY

YEAR 2016

CLASSIFICATION OF OFFENSES	SEX	AGE OF PERSON ARRESTED												RACE					ETHNIC				
		17	18	19	20	21	22	23	24	30	35	40	45	50	55	60	65	White	Black	Native Amer.	Asian/Pacific	Whi Hispanic	Blck Hispanic
		17	18	19	20	21	22	23	24	30	35	40	45	50	55	60	65	TOTAL					
16 Prostitution and Commercialized Vice	M																						
	F																						
17 Sex Offenses (except Rape and Prostitution)	M																						
	F																						
18 Drug Abuse Violations Grand Total	M	0	0	0	0	0	0	0	0	0	0	0	0	0	0	0	0	1	0	0	0	0	
	F	0	0	0	0	0	0	0	0	0	0	0	0	0	0	0	0	0	0	0	0	0	
180 (1) Sale/Manufacturing Subtotal	M	0	0	0	0	0	0	0	0	0	0	0	0	0	0	0	0	0	0	0	0	0	
	F	0	0	0	0	0	0	0	0	0	0	0	0	0	0	0	0	0	0	0	0	0	
a Opium or Cocaine and their derivatives	M																						
	F																						
b Marijuana	M																						
	F																						
c Synthetic Narcotics	M																						
	F																						
d Other Dangerous Non-Narcotic Drugs	M																						
	F																						
185 (2) Possession Subtotal	M	0	0	0	0	0	0	0	0	0	0	0	0	0	0	0	0	1	0	0	0	0	
	F	0	0	0	0	0	0	0	0	0	0	0	0	0	0	0	0	0	0	0	0	0	
e Opium or Cocaine and their derivatives	M																						
	F																						
f Marijuana	M																						
	F																						
g Synthetic Narcotics	M																						
	F																						
h Other Dangerous Non-Narcotic Drugs	M																						
	F																						
19 Gambling Total	M	0	0	0	0	0	0	0	0	0	0	0	0	0	0	0	0	0	0	0	0	0	
	F	0	0	0	0	0	0	0	0	0	0	0	0	0	0	0	0	0	0	0	0	0	
a Bookmaking	M																						
	F																						
b Numbers and Lottery	M																						
	F																						

ATLANTA AIRPORT POLICE
 AGE, SEX, AND RACE OF PERSONS ARRESTED
 17 YEARS OF AGE AND OVER

CLASSIFICATION OF OFFENSES	SEX	AGE OF PERSON ARRESTED												TOTAL	RACE					ETHNIC							
		17	18	19	20	21	22	23	24	30	35	40	45		50	55	60	65	White	Black	Native Amer	Asian/Pacific	Whi. Hispanic	Black Hispanic			
		0	2	1	2	2	2	0	15	21	12	22	15		19	21	10	6	21	126	0	3	0	0			
All Other Gambling	M																										
	F																										
Offenses Against Family And Children	M																										
	F																										
Driving Under the Influence	M																										
	F																										
Liquor Laws	M																										
	F																										
Drunkenness	M										1																
	F																										
Disorderly Conduct	M									2																	
	F										1																
Vagrancy	M																										
	F																										
All Other Offenses (except Traffic)	M			1						11	12	9	18	15	18	9	6	17	108								
	F				1						3	1	2	3	1	2	1										
Suspicion	M																										
	F																										
TOTAL		0	2	1	2	2	2	0	15	21	12	22	15	19	21	10	6	21	126	0	3	0	0				

MAY 2016
 Month and Year of Report

GA 060240X
 Agency Identifier

JULY 21, 2016
 Date

Prepared By *[Signature]*
 Title LIEUTENANT

[Signature]
 Chief, Commissioner, Sheriff, or Superintendent CHIEF

ATLANTA AIRPORT POLICE - GEORGIA
 Agency and State

ATLANTA AIRPORT POLICE
 AGE, SEX, AND RACE OF PERSONS ARRESTED
 16 YEARS OF AGE AND UNDER

CLASSIFICATION OF OFFENSES	SEX	AGE					TOTAL	RACE					ETHNIC		
		09	1012	1314	15	16		White	Black	Native Amer.	Asian/Pacific	Whi. Hispanic	Blck Hispanic		
Murder/Nonnegligent Manslaughter	M						0								
	F						0								
Manslaughter by Negligence	M						0								
	F						0								
Forcible Rape	M						0								
	F						0								
Robbery	M						0								
	F						0								
Aggravated Assault	M						0								
	F						0								
Burglary- Breaking or Entering	M						0								
	F						0								
Larceny - Theft (except Motor Vehicle Theft)	M						0								
	F						0								
Motor Vehicle Theft	M						0								
	F						0								
Other Assaults	M						0								
	F						0								
Arson	M						0								
	F						0								
Forgery and Counterfeiting	M						0								
	F						0								
Fraud	M						0								
	F						0								
Embezzlement	M						0								
	F						0								
Stolen Property; Buying, Receiving, Possessing	M						0								
	F						0								
Vandalism	M						0								
	F						0								
Weapons	M						0								
	F						0								
Prostitution and Commercialized Vice	M						0								
	F						0								

ATLANTA AIRPORT POLICE
 AGE, SEX, AND RACE OF PERSONS ARRESTED
 16 YEARS OF AGE AND UNDER

CLASSIFICATION OF OFFENSES	SEX	AGE						RACE					ETHNIC					
		0 9		10 12		13 14		15		16		TOTAL	White	Black	Native Amer	Asian/Pacific	Whi. Hispanic	Blck Hispanic
		0	9	10	12	13	14	15	16									
Sex Offenses (except Rape and Prostitution)	M																	
	F																	
Drug Abuse Violations	M	0	0	0	0	0	0	0	0	0	0	0	0	0	0	0	0	0
	F	0	0	0	0	0	0	0	0	0	0	0	0	0	0	0	0	0
(1) Sale/Manufacturing Subtotal	M	0	0	0	0	0	0	0	0	0	0	0	0	0	0	0	0	0
	F	0	0	0	0	0	0	0	0	0	0	0	0	0	0	0	0	0
Opium or Cocaine and their Derivatives	M																	
	F																	
Marijuana	M																	
	F																	
Synthetic Narcotics	M																	
	F																	
Other Dangerous Non-Narcotic Drugs	M																	
	F																	
(2) Possession Subtotal	M	0	0	0	0	0	0	0	0	0	0	0	0	0	0	0	0	0
	F	0	0	0	0	0	0	0	0	0	0	0	0	0	0	0	0	0
Opium or Cocaine and their Derivatives	M																	
	F																	
Marijuana	M																	
	F																	
Synthetic Narcotics	M																	
	F																	
Other Dangerous Non-Narcotic Drugs	M																	
	F																	
Gambling	M	0	0	0	0	0	0	0	0	0	0	0	0	0	0	0	0	0
	F	0	0	0	0	0	0	0	0	0	0	0	0	0	0	0	0	0
Bookmaking	M																	
	F																	
Numbers and Lottery	M																	
	F																	
All Other Gambling	M																	
	F																	
Offenses Against Family and Children	M																	
	F																	

ATLANTA AIRPORT POLICE
 AGE, SEX, AND RACE OF PERSONS ARRESTED
 16 YEARS OF AGE AND UNDER

MONTH MAY

YEAR 2016

CLASSIFICATION OF OFFENSES	SEX	AGE					RACE					ETHNIC					
		0 9		10 12		13 14		15 16		TOTAL		White	Black	Native Amer	Asian/Pacific	Whl. Hispanic	Blck Hispanic
Driving Under the Influence	M																
	F																
Liquor Laws	M																
	F																
Drunkenness	M																
	F																
Disorderly Conduct	M																
	F																
Vagrancy	M																
	F																
All Other Offenses (except Traffic)	M																
	F																
Suspicion	M																
	F																
Curfew and Loitering	M																
	F																
Run-Aways	M																
	F																
Total		0	0	0	0	0	0	0	0	0	0	0	0	0	0	0	0

MAY 2016
 Month and Year of Report

GA 060240X
 Agency Identifier

JULY 21, 2016
 Date

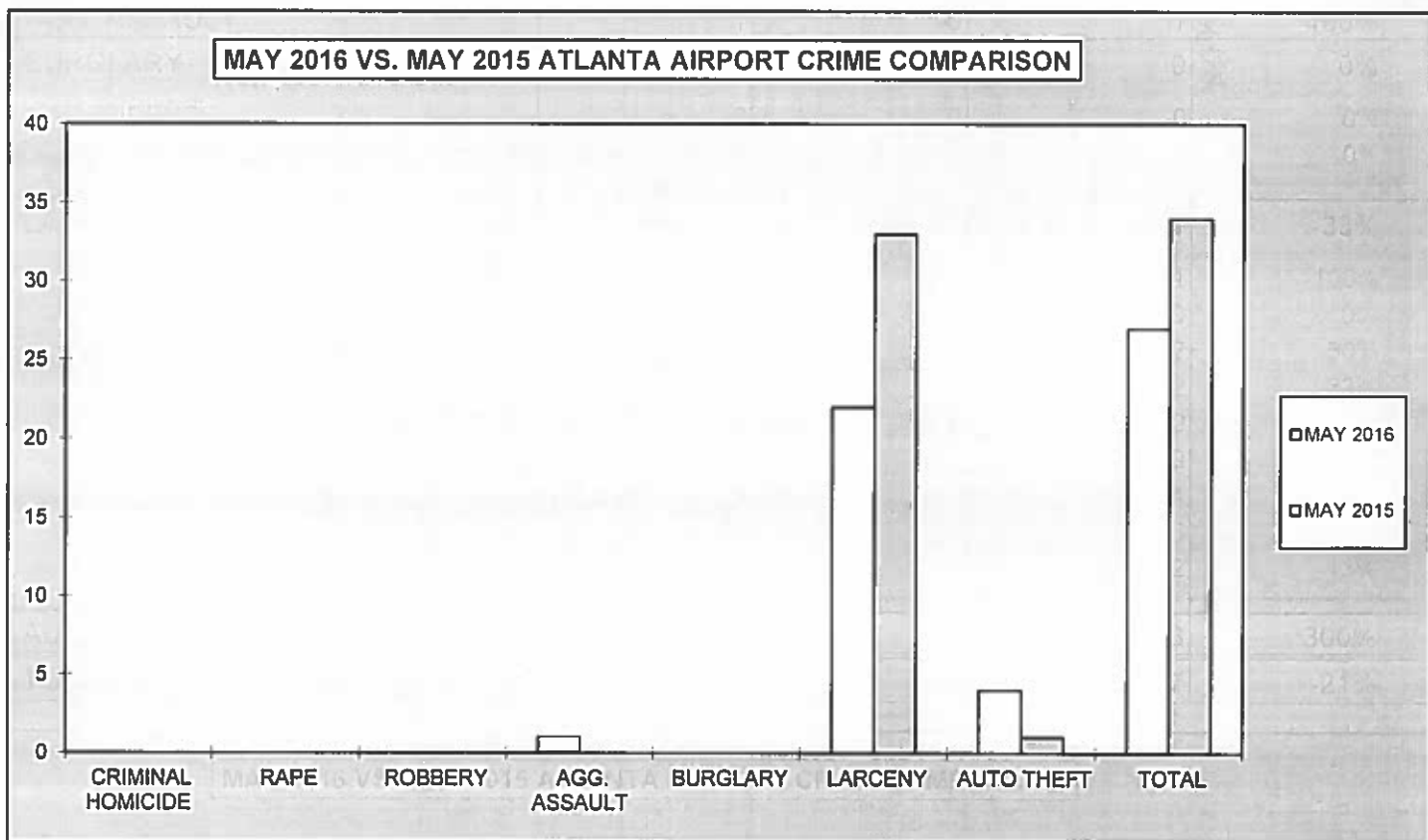
[Signature]
 Prepared By LIEUTENANT

[Signature]
 Chief, Commissioner, Sheriff, or Superintendent

ATLANTA AIRPORT POLICE - GEORGIA
 Agency and State

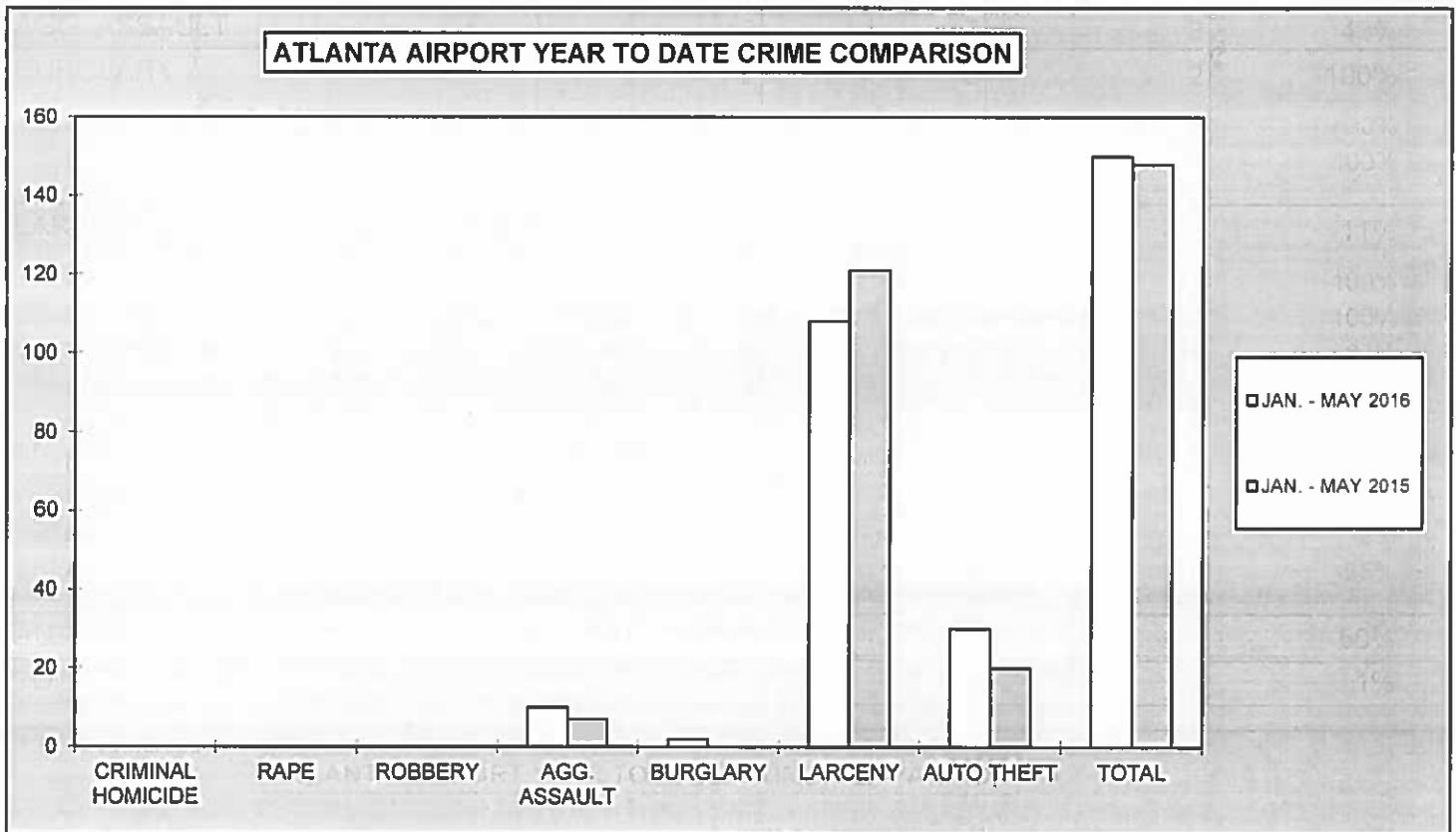
**2016
ATLANTA AIRPORT
MONTHLY CRIME COMPARISON**

CRIME	MAY 2016	MAY 2015	# DIFFERENCE	% DIFFERENCE
CRIMINAL HOMICIDE	0	0	0	0%
RAPE	0	0	0	0%
ROBBERY	0	0	0	0%
AGG. ASSAULT	1	0	1	100%
BURGLARY	0	0	0	0%
RESIDENCE	0	0	0	0%
NON-RESIDENCE	0	0	0	0%
LARCENY	22	33	-11	-33%
POCKETPICKING	0	1	-1	-100%
PURSE SNATCHING	0	0	0	0%
SHOPLIFTING	2	4	-2	-50%
FROM MOTOR VEHICLES	4	6	-2	-33%
MOTOR VEH. PARTS/ACCESSORIES	0	0	0	0%
BICYCLES	0	0	0	0%
FROM BUILDINGS	3	7	-4	-57%
FROM COIN OPERATED MACHINES	0	0	0	0%
ALL OTHER	13	15	-2	-13%
AUTO THEFT	4	1	3	300%
TOTAL	27	34	-7	-21%



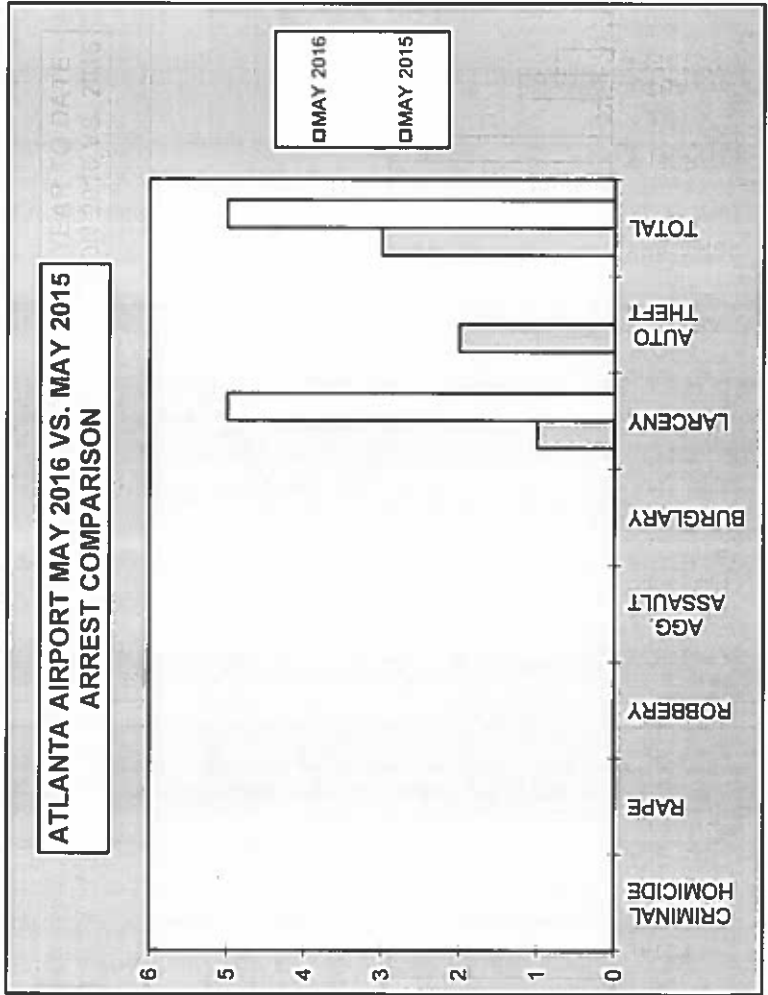
**2016
ATLANTA AIRPORT
YEAR TO DATE CRIME COMPARISON**

FIRST 5 MONTHS				
CRIME	JAN. - MAY 2016	JAN. - MAY 2015	# DIFFERENCE	% DIFFERENCE
CRIMINAL HOMICIDE	0	0	0	0%
RAPE	0	0	0	0%
ROBBERY	0	0	0	0%
AGG. ASSAULT	10	7	3	43%
BURGLARY	2	0	2	100%
RESIDENCE	0	0	0	0%
NON-RESIDENCE	2	0	2	100%
LARCENY	108	121	-13	-11%
POCKETPICKING	0	4	-4	-100%
PURSE SNATCHING	5	0	5	100%
SHOPLIFTING	3	9	-6	-67%
FROM MOTOR VEHICLES	17	18	-1	-6%
MOTOR VEH. PARTS/ACCESSORIES	12	2	10	500%
BICYCLES	0	0	0	0%
FROM BUILDINGS	33	37	-4	-11%
FROM COIN OPERATED MACHINES	0	0	0	0%
ALL OTHER	38	51	-13	-25%
AUTO THEFT	30	20	10	50%
TOTAL	150	148	2	1%

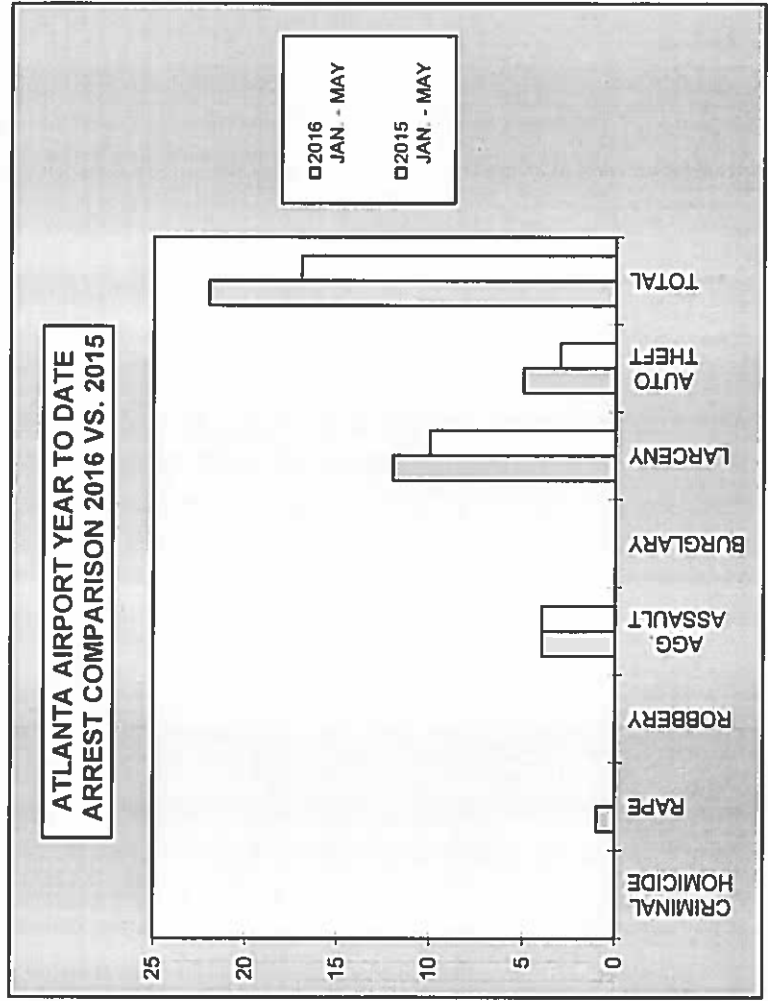


2016
ATLANTA AIRPORT
ARREST COMPARISON

MAY ARREST COMPARISON					
CRIME	MAY 2016	MAY 2015	# DIFFERENCE	% DIFFERENCE	
CRIMINAL HOMICIDE	0	0	0	0%	
RAPE	0	0	0	0%	
ROBBERY	0	0	0	0%	
AGG. ASSAULT	0	0	0	0%	
BURGLARY	0	0	0	0%	
LARCENY	1	5	-4	-80%	
AUTO THEFT	2	0	2	100%	
TOTAL	3	5	-2	-40%	



FIRST 5 MONTHS ARREST COMPARISON					
CRIME	2016 JAN. - MAY	2015 JAN. - MAY	# DIFFERENCE	% DIFFERENCE	
CRIMINAL HOMICIDE	0	0	0	0%	
RAPE	1	0	1	100%	
ROBBERY	0	0	0	0%	
AGG. ASSAULT	4	4	0	0%	
BURGLARY	0	0	0	0%	
LARCENY	12	10	2	20%	
AUTO THEFT	5	3	2	67%	
TOTAL	22	17	5	29%	



**2016
ATLANTA AIRPORT
CLEAR-UP RATE**

CRIME	ATLANTA AIRPORT MAY 2016 CLEAR-UP RATE	ATLANTA AIRPORT MAY 2015 CLEAR-UP RATE
CRIMINAL HOMICIDE	0%	0%
RAPE	0%	0%
ROBBERY	0%	0%
AGG. ASSAULT	0%	0%
BURGLARY	0%	0%
LARCENY	5%	12%
AUTO THEFT	25%	0%

