

# FBI

UNIFORM CRIME REPORTING

ATLANTA POLICE DEPARTMENT

226 PEACHTREE STREET, SW

ATLANTA, GEORGIA 30303



JUNE 2016

SUPPORT SERVICES DIVISION  
INFORMATION SERVICES SECTION

JUNE 2016

U.C.R. COMPARATIVE CRIME REPORT  
SUPPORT SERVICES DIVISION  
INFORMATION SERVICES SECTION

|                          | JUNE 2016    |         | JUNE 2015    |         | COMPARATIVE ACTUAL | % CHANGE ACTUAL | COMPARATIVE CLEARED | % CHANGE CLEARED |
|--------------------------|--------------|---------|--------------|---------|--------------------|-----------------|---------------------|------------------|
|                          | ACTUAL       | CLEARED | ACTUAL       | CLEARED |                    |                 |                     |                  |
| MURDER                   | 16           | 8       | 6            | 12      | 10                 | 167%            | -4                  | -33%             |
| RAPE                     | 16           | 0       | 17           | 10      | -1                 | -6%             | -10                 | -100%            |
| ROBBERY                  | 151          | 40      | 141          | 39      | 10                 | 7%              | 1                   | 3%               |
| AGG. ASSAULT             | 282          | 186     | 280          | 147     | 2                  | 1%              | 39                  | 27%              |
| BURGLARY - RESIDENCE     | 277          |         | 322          |         | -45                | -14%            |                     |                  |
| BURGLARY - NON-RESIDENCE | 91           | 43      | 67           | 31      | 24                 | 36%             | 12                  | 39%              |
| LARCENY - \$200 AND OVER | 178          |         | 366          |         | -188               | -51%            |                     |                  |
| LARCENY - \$50 TO \$199  | 37           | 227     | 102          | 236     | -65                | -64%            | -9                  | -4%              |
| LARCENY - UNDER \$50     | 1,105        |         | 1,031        |         | 74                 | 7%              |                     |                  |
| AUTO THEFT               | 282          | 28      | 458          | 25      | -176               | -38%            | 3                   | 12%              |
| <b>TOTAL</b>             | <b>2,435</b> |         | <b>2,790</b> |         | <b>-355</b>        | <b>-13%</b>     |                     |                  |
| AUTOS RECOVERED          | 46           |         | 95           |         | -49                | -52%            |                     |                  |

|                          | 2016<br>JANUARY - JUNE |         | 2015<br>JANUARY - JUNE |         | COMPARATIVE ACTUAL | % CHANGE ACTUAL | COMPARATIVE CLEARED | % CHANGE CLEARED |
|--------------------------|------------------------|---------|------------------------|---------|--------------------|-----------------|---------------------|------------------|
|                          | ACTUAL                 | CLEARED | ACTUAL                 | CLEARED |                    |                 |                     |                  |
| MURDER                   | 57                     | 41      | 45                     | 35      | 12                 | 27%             | 6                   | 17%              |
| RAPE                     | 60                     | 34      | 83                     | 43      | -23                | -28%            | -9                  | -21%             |
| ROBBERY                  | 1,092                  | 270     | 905                    | 224     | 187                | 21%             | 46                  | 21%              |
| AGG. ASSAULT             | 1,322                  | 729     | 1,496                  | 778     | -174               | -12%            | -49                 | -6%              |
| BURGLARY - RESIDENCE     | 1,687                  |         | 1,901                  |         | -214               | -11%            |                     |                  |
| BURGLARY - NON-RESIDENCE | 484                    | 204     | 357                    | 193     | 127                | 36%             | 11                  | 6%               |
| LARCENY - \$200 AND OVER | 1,448                  |         | 1,704                  |         | -256               | -15%            |                     |                  |
| LARCENY - \$50 TO \$199  | 375                    | 1,248   | 486                    | 1,474   | -111               | -23%            | -226                | -15%             |
| LARCENY - UNDER \$50     | 5,684                  |         | 5,513                  |         | 171                | 3%              |                     |                  |
| AUTO THEFT               | 1,844                  | 170     | 2,184                  | 128     | -340               | -16%            | 42                  | 33%              |
| <b>TOTAL</b>             | <b>14,053</b>          |         | <b>14,674</b>          |         | <b>-621</b>        | <b>-4%</b>      |                     |                  |
| AUTOS RECOVERED          | 411                    |         | 495                    |         | -84                | -17%            |                     |                  |

**RETURN A - MONTHLY RETURN OF OFFENSES KNOWN TO THE POLICE**

1-720b (Rev. 8-30-84)  
OMB No. 1110-0001

This report is authorized by law Title 28, Section 534, U. S. Code. While you are not required to respond, your cooperation in forwarding this report by the 7th day after the close of the month to Uniform Crime Reports, Federal Bureau of Investigation, Washington, D.C. 20535, will assist in compiling comprehensive, accurate national crime figures on a timely basis.

| 1  | 2   | 3   | 4  | 5   | 6   |
|--|---|---|--|---|---|
| CLASSIFICATION OF OFFENSES                                 | OFFENSES REPORTED OR KNOWN TO POLICE (INCLUDE "UNFOUNDED" AND ATTEMPTS) | UNFOUNDED, I.E., FALSE OR BASELESS COMPLAINTS | NUMBER OF ACTUAL OFFENSES (COLUMN 2 MINUS COLUMN 3) INCLUDE ATTEMPTS | TOTAL OFFENSES CLEARED BY ARREST OR EXCEPTIONAL MEANS (INCLUDES COL. 6) | NUMBER OF CLEARANCES INVOLVING ONLY PERSONS UNDER 18 YEARS OF AGE |
| <b>1. CRIMINAL HOMICIDE</b>                                |   |   |  |   |   |
| a. MURDER AND NONNEGLIGENT HOMICIDE                        | 16  | 0   | 16   | 8   | 0   |
| b. MANSLAUGHTER BY NEGLIGENCE                              |   |   |  |   |   |
| <b>2. FORCIBLE RAPE TOTAL</b>                              | 17  | 1   | 16   | 0   | 0   |
| a. Rape by Force   | 14  | 1   | 13   | 0   | 0   |
| b. Attempts to commit Forcible Rape                        | 3   | 0   | 3  | 0   | 0   |
| <b>3. ROBBERY TOTAL</b>                                    | 161   | 10  | 151  | 40  | 5   |
| a. Firearm   | 102   | 7   | 95   | 23  | 1   |
| b. Knife or Cutting Instrument                             | 5   | 0   | 5  | 1   | 1   |
| c. Other Dangerous Weapon                                  | 5   | 1   | 4  | 0   | 0   |
| d. Strong-Arm (Hands, Fists, Feet, etc.)                   | 49  | 2   | 47   | 16  | 3   |
| <b>4. ASSAULT TOTAL</b>                                    | 715   | 14  | 701  | 489   | 12  |
| a. Firearm   | 124   | 5   | 119  | 54  | 2   |
| b. Knife or cutting instrument                             | 54  | 1   | 53   | 47  | 2   |
| c. Other Dangerous Weapon                                  | 92  | 2   | 90   | 64  | 1   |
| d. Strong-Arm  | 20  | 0   | 20   | 21  | 3   |
| e. Other Assaults - Simple, Not Aggravated                 | 425   | 6   | 419  | 303   | 4   |
| <b>5. BURGLARY TOTAL</b>                                   | 370   | 2   | 368  | 43  | 4   |
| a. Forcible Entry  | 283   | 0   | 283  | 37  | 3   |
| b. Unlawful Entry - No Force                               | 71  | 0   | 71   | 4   | 0   |
| c. Attempted Forcible Entry                                | 16  | 2   | 14   | 2   | 1   |
| <b>6. LARCENY THEFT TOTAL (except Motor Vehicle Theft)</b> | 1,361   | 41  | 1,320  | 227   | 3   |
| <b>7. MOTOR VEHICLE THEFT TOTAL</b>                        | 306   | 24  | 282  | 28  | 5   |
| a. Autos   | 275   | 21  | 254  | 26  | 5   |
| b. Trucks and Buses  | 20  | 2   | 18   | 0   | 0   |
| c. Other Vehicles  | 11  | 1   | 10   | 2   | 0   |
| <b>GRAND TOTAL</b>   | <b>2,946</b>  | <b>92</b>                                     | <b>2,854</b>   | <b>835</b>  | <b>29</b>   |

CHECKING ANY OF THE APPROPRIATE BLOCKS BELOW WILL ELIMINATE YOUR NEED TO SUBMIT REPORTS WHEN THE VALUES ARE ZERO. THIS WILL ALSO AID THE NATIONAL PROGRAM IN ITS QUALITY CONTROL EFFORTS.

- NO SUPPLEMENTARY HOMICIDE REPORT SUBMITTED SINCE NO MURDERS, JUSTIFIABLE HOMICIDES, OR MANSLAUGHTER BY NEGLIGENCE OCCURRED IN THIS JURISDICTION DURING THE MONTH.
- NO SUPPLEMENT TO RETURN A REPORT SINCE NO CRIME OFFENSES OR RECOVERY OF PROPERTY REPORTED DURING THE MONTH.
- NO LAW ENFORCEMENT OFFICERS KILLED OR ASSAULTED REPORT SINCE NONE OF THE OFFICERS WERE ASSAULTED OR KILLED DURING THE MONTH.

- NO AGE, SEX, AND RACE OF PERSONS ARRESTED UNDER 18 YEARS OF AGE REPORT SINCE NO ARRESTS OF PERSONS WITHIN THIS AGE GROUP.
- NO AGE, SEX, AND RACE OF PERSONS ARRESTED 18 YEARS OF AGE AND OVER REPORT SINCE NO ARRESTS OF PERSONS WITHIN THIS AGE GROUP.
- NO MONTHLY RETURN OF ARSON OFFENSES KNOWN TO LAW ENFORCEMENT REPORT SINCE NO ARSONS OCCURRED.

DO NOT USE THIS SPACE

|           |          |
|-----------|----------|
|           | INITIALS |
| RECORDED  |          |
| EDITED    |          |
| ENTERED   |          |
| ADJUSTED  |          |
| CORRECTED |          |

\* TOTALS INCLUDE PREVIOUS OFFENSES

JUNE 2016  
Month and Year of Report

GAAPD 0000  
Agency Identifier

AUGUST 10, 2016  
Date

ATLANTA POLICE DEPARTMENT - GEORGIA  
Agency and State

*J. A. Smith* LIEUTENANT  
Title  
*A. J. Turner* CHIEF  
Chief, Commissioner, Sheriff, or Superintendent

## PROPERTY STOLEN BY CLASSIFICATION

| CLASSIFICATION  | DATA ENTRY | Number of Actual Offenses (Column 4 Return A) | Monetary Value of Property Stolen |
|---|------------|---|-----------------------------------|
| <b>1. MURDER AND NONNEGLIGENT MANSLAUGHTER</b>                | 12         | 16  | \$ 0.00                           |
| <b>2. FORCIBLE RAPE</b>                                       | 20         | 16  | \$ 0.00                           |
| <b>3. ROBBERY</b>   |            |   |                                   |
| (a) HIGHWAY (streets, alleys, etc.)                           | 31         | 111   | 16,986.00                         |
| (b) COMMERCIAL HOUSE (except c, d, and f)                     | 32         | 9   | 8,603.00                          |
| (c) GAS OR SERVICE STATION                                    | 33         | 2   | 4,000.00                          |
| (d) CONVENIENCE STORE   | 34         | 1   | 5,820.00                          |
| (e) RESIDENCE (anywhere on premises)                          | 35         | 14  | 959.00                            |
| (f) BANK  | 36         | 0   | 0.00                              |
| (g) MISCELLANEOUS   | 37         | 14  | 328.00                            |
| <b>TOTAL ROBBERY</b>  | <b>30</b>  | <b>151</b>                                    | <b>\$ 36,696.00</b>               |
| <b>5. BURGLARY - BREAKING OR ENTERING</b>                     |            |   |                                   |
| (a) RESIDENCE (dwelling)                                      |            |   |                                   |
| (1) NIGHT (6 p.m. - 6 a.m.)                                   | 51         | 85  | 34,886.00                         |
| (2) DAY (6 a.m. - 6 p.m.)                                     | 52         | 192   | 108,960.00                        |
| (3) UNKNOWN   | 53         | 0   | 0.00                              |
| (b) NON-RESIDENCE (store, office, etc.)                       |            |   |                                   |
| (1) NIGHT (6 p.m. - 6 a.m.)                                   | 54         | 58  | 43,210.00                         |
| (2) DAY (6 a.m. - 6 p.m.)                                     | 55         | 33  | 6,676.00                          |
| (3) UNKNOWN   | 56         | 0   | 0.00                              |
| <b>TOTAL BURGLARY</b>   | <b>50</b>  | <b>368</b>                                    | <b>\$ 193,732.00</b>              |
| <b>6. LARCENY - THEFT (Except Motor Vehicle Theft)</b>        |            |   |                                   |
| (a) \$200 AND OVER  | 61         | 178   | 347,376.00                        |
| (b) \$50 TO \$200   | 62         | 37  | 3,902.00                          |
| (c) UNDER \$50  | 63         | 1,105   | 1,284.00                          |
| <b>TOTAL LARCENY (Same as Item 6X)</b>                        | <b>60</b>  | <b>1,320</b>                                  | <b>\$ 352,562.00</b>              |
| <b>7. MOTOR VEHICLE THEFT (Include Alleged Joy Ride)</b>      | 70         | 282   | \$ 219,288.00                     |
| <b>GRAND TOTAL - ALL ITEMS</b>                                | <b>77</b>  | <b>2,776</b>                                  | <b>\$ 802,278.00</b>              |
| <b>ADDITIONAL ANALYSIS OF LARCENY AND MOTOR VEHICLE THEFT</b> |            |   |                                   |
| <b>6X. NATURE OF LARCENIES UNDER ITEM 6</b>                   |            |   |                                   |
| (a) POCKET-PICKING  | 81         | 5   | 13,503.00                         |
| (b) PURSE-SNATCHING   | 82         | 20  | 1,203.00                          |
| (c) SHOPLIFTING   | 83         | 196   | 9,243.00                          |
| (d) FROM MOTOR VEHICLES (except e)                            | 84         | 644   | 156,263.00                        |
| (e) MOTOR VEHICLE PARTS AND ACCESSORIES                       | 85         | 87  | 27,540.00                         |
| (f) BICYCLES  | 86         | 35  | 10,843.00                         |
| (g) FROM BUILDING (except c and h)                            | 87         | 159   | 57,216.00                         |
| (h) FROM ANY COIN-OPERATED MACHINES (parking meters, etc.)    | 88         | 5   | 1.00                              |
| (i) ALL OTHER   | 89         | 169   | 76,750.00                         |
| <b>TOTAL LARCENIES (Same as Item 6)</b>                       | <b>80</b>  | <b>1,320</b>                                  | <b>\$ 352,562.00</b>              |
| <b>7X. MOTOR VEHICLES RECOVERED</b>                           |            |   |                                   |
| (a) STOLEN LOCALLY AND RECOVERED LOCALLY                      | 91         | 46  |                                   |
| (b) STOLEN LOCALLY AND RECOVERED BY OTHER JURISDICTIONS       | 92         | 0   |                                   |
| (c) TOTAL LOCALLY STOLEN MOTOR VEHICLES RECOVERED (a & b)     | 93         | 46  |                                   |
| (d) STOLEN IN OTHER JURISDICTIONS AND RECOVERED LOCALLY       | 90         | N/A   |                                   |

SUPPLEMENT TO RETURN A  
MONTHLY RETURN OF OFFENSES KNOWN TO THE POLICE

1-706 (Rev 8-30-94)  
Form Approved  
OMB No. 1110-0007

This report is authorized by law, Title 28, Section 534, U. S. Code. While you are not required to respond, your cooperation in submitting this report with the Return A will assist the FBI in compiling comprehensive, accurate figures on a timely basis.

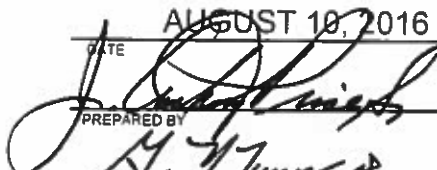

This form deals with the nature of crime and the monetary value of property stolen and recovered. The total offenses recorded on the form should be the same as the number of actual offenses listed in Column 4 of the Return A for each crime class. Include attempted crimes on this form, but do not include unfounded offenses. If you cannot complete the report in all areas, please record as much information as is available. Tally sheets will be sent upon request.

PROPERTY BY TYPE AND VALUE

| Type of Property<br>(1)                | Data Entry | Monetary Value of Property Stolen in Your Jurisdiction |                     |
|--|------------|--|---------------------|
|  |            | Stolen<br>(2)  | Recovered<br>(3)    |
| (A) Currency, Notes, Etc.              | 01         | \$ 90,459.00   | \$ 0.00             |
| (B) Jewelry and Precious Metals        | 02         | 82,618.00  | 0.00                |
| (C) Clothing and Furs                  | 03         | 10,569.00  | 0.00                |
| (D) Locally Stolen Motor Vehicles      | 04         | 219,288.00   | 35,141.00           |
| (E) Office Equipment                   | 05         | 7,720.00   | 0.00                |
| (F) Televisions, Radios, Stereos, Etc. | 06         | 127,887.00   | 1.00                |
| (G) Firearms                           | 07         | 7,084.00   | 1.00                |
| (H) Household Goods                    | 08         | 9,628.00   | 0.00                |
| (I) Consumable Goods                   | 09         | 183.00   | 0.00                |
| (J) Livestock                          | 10         | 0.00   | 0.00                |
| (K) Miscellaneous                      | 11         | 246,842.00   | 0.00                |
| <b>TOTAL</b>                           | <b>00</b>  | <b>\$ 802,278.00</b>                                   | <b>\$ 35,143.00</b> |

The total of this column should agree with the Grand Total (DATA ENTRY 77) shown on page 2.

Include in this column all property recovered even though stolen in prior months. The above is an accounting for only that property stolen in your jurisdiction. This will include property recovered for you by other jurisdictions, but not property you recover for them.

DATE AUGUST 10, 2016  
  
 PREPARED BY \_\_\_\_\_ TITLE LIEUTENANT  
  
 \_\_\_\_\_ TITLE CHIEF  
 CHIEF, COMMISSIONER, SHERIFF OR SUPERINTENDENT

JUNE 2016  
 Month and Year of Report

GAAPD 0000  
 Agency Identifier

ATLANTA POLICE DEPARTMENT - GEORGIA  
 Agency and State

**LAW ENFORCEMENT OFFICERS KILLED OR ASSAULTED**

It is requested this report be completed and transmitted with monthly crime reports to: Director, Federal Bureau of Investigation, Uniform Crime Reports, Washington, D. C. 20535 This form should be used to report the number of your officers who were assaulted or killed in the line of duty during the month. Additional information concerning officers killed will be requested by a separate questionnaire.

|  |                           |   |
|--|---------------------------|---|
| <b>OFFICERS KILLED</b><br>Number of your law enforcement officers killed in the line of duty this month. | By felonious act          | 0 |
|  | By accident or negligence | 0 |

**Officers Assaulted (Do not include officers killed) - See other side for instructions**

| Type of Activity   | Total Assaults by Weapon<br>A | Type of Weapon |  |                                   |                               | Type of Assignment       |                     |                |                              |                |            | Police Assaults Cleared<br>M |                |
|--|-------------------------------|----------------|--|-----------------------------------|-------------------------------|--------------------------|---------------------|----------------|------------------------------|----------------|------------|------------------------------|----------------|
|  |                               | Firearm<br>B   | Knife or Other Cutting Instrument<br>C | Other Other Dangerous Weapon<br>D | Hands, Fists, Feet, etc.<br>E | Two-Officer Vehicle<br>F | One-Officer Vehicle |                | Detective or Special Assign. |                | Other      |                              |                |
|  |                               |                |  |                                   |                               |                          | Alone<br>G          | As-sisted<br>H | Alone<br>I                   | As-sisted<br>J | Alone<br>K |                              | As-sisted<br>L |
| 1. Responding to "Disturbance" calls (family quarrels, man with gun, etc.) | 0                             |                |  |                                   |                               |                          |                     |                |                              |                |            |                              |                |
| 2. Burglaries in progress or pursuing burglary suspects                    | 0                             |                |  |                                   |                               |                          |                     |                |                              |                |            |                              |                |
| 3. Robberies in progress or pursuing robbery suspects                      | 0                             |                |  |                                   |                               |                          |                     |                |                              |                |            |                              |                |
| 4. Attempting other arrests  | 0                             |                |  |                                   |                               |                          |                     |                |                              |                |            |                              |                |
| 5. Civil disorder (riot, mass disobedience)                                | 0                             |                |  |                                   |                               |                          |                     |                |                              |                |            |                              |                |
| 6. Handling, transporting, custody of prisoners                            | 6                             |                |  |                                   | 6                             |                          | 2                   | 4              |                              |                |            |                              | 6              |
| 7. Investigating suspicious persons or circumstances                       | 0                             |                |  |                                   |                               |                          |                     |                |                              |                |            |                              |                |
| 8. Ambush - no warning   | 0                             |                |  |                                   |                               |                          |                     |                |                              |                |            |                              |                |
| 9. Mentally deranged   | 1                             |                |  |                                   | 1                             |                          |                     | 1              |                              |                |            |                              | 1              |
| 10. Traffic pursuits and stops   | 2                             |                |  |                                   | 2                             |                          |                     | 2              |                              |                |            |                              | 2              |
| 11. All Other  | 1                             |                |  |                                   | 1                             |                          | 1                   |                |                              |                |            |                              | 1              |
| <b>12. TOTAL (1-11)</b>  | <b>10</b>                     | <b>0</b>       | <b>0</b>                               | <b>0</b>                          | <b>10</b>                     | <b>0</b>                 | <b>3</b>            | <b>7</b>       | <b>0</b>                     | <b>0</b>       | <b>0</b>   | <b>0</b>                     | <b>10</b>      |
| 13. Number with personal injury  | 0                             |                |  |                                   |                               |                          |                     |                |                              |                |            |                              |                |
| 14. Number without personal injury   | 10                            |                |  |                                   | 10                            |                          |                     |                |                              |                |            |                              |                |
| 15. Time of assaults   |                               |                |  |                                   |                               |                          |                     |                |                              |                |            |                              |                |
| AM   | 3                             | 2              | 1                                      |                                   |                               |                          |                     |                |                              |                |            |                              |                |
| PM   |                               |                | 2                                      | 1                                 |                               | 1                        |                     |                |                              |                |            |                              |                |

|                          |          |
|--------------------------|----------|
| <b>DO NOT WRITE HERE</b> |          |
| Recorded                 | Initials |
| Edited                   |          |
| Punched                  |          |
| Verified                 |          |
| Adjusted                 |          |
| DOJ/FBI                  |          |

12:01 2:00 4:00 6:00 8:00 10:00 12:00

JUNE 2016 GAAPD 0000  
 Month and Year Agency Identifier  
 ATLANTA POLICE DEPARTMENT GEORGIA  
 Agency State  
 Prepared By: *[Signature]* LIEUTENANT  
 Title  
 Chief, Sheriff, Commissioner, Superintendent CHIEF

MONTHLY RETURN OF ARSON OFFENSES KNOWN TO LAW ENFORCEMENT

DO-73 (2-11-82)  
Form Approved  
OMB No. 1110-0008

This report is authorized by law Title 28, Section 534, United States Code, and the enactment of the fiscal year 1979, Department of Justice Authorization Bill S. 3151. While you are not required to respond, your cooperation in using this form to report all incidents of arson which become known to your department during the month will assist the FBI in compiling comprehensive, accurate data on a timely basis. Instructions appear on reverse side.

| 1<br>PROPERTY CLASSIFICATION   | 2<br>Offenses Reported or Known to Police (Include Unfounded and Attempts) | 3<br>Unfounded, i.e. False or Baseless Complaints | 4<br>Number of Actual Offenses (Column 2 Minus Column 3 (Include Attempts)) | 5<br>Total Offenses Cleared by Arrest or Exceptional Means (Include Column 6) | 6<br>Number of Clearances Involving Only Persons Under 18 Years of Age | 7<br>Offenses Where Structures Uninhabited, Abandoned, or not Normally in Use | 8<br>Estimated Value of Property Damage |
|--|--|---|---|---|--|---|---|
| <b>A. Single Occupancy Residential:</b><br>Houses, Townhouses, Duplexes, etc.  | 2  | 1   | 1   |   |  | 1   | \$ 25,000.                              |
| <b>B. Other Residential:</b><br>Apartments, Tenements, Flats, Hotels, Motels, Inns, Dormitories, Boarding Houses, etc. | 5  | 3   | 2   |   |  | 2   | \$ 50,000.                              |
| <b>C. Storage:</b><br>Barns, Garages, Warehouses, etc.   |  |   |   |   |  |   | \$                                      |
| <b>D. Industrial/Manufacturing</b>   |  |   |   |   |  |   | \$                                      |
| <b>E. Other Commercial:</b><br>Stores, Restaurants, Offices, etc.  |  |   |   |   |  |   | \$                                      |
| <b>F. Community/Public:</b><br>Churches, Jails, Schools, Colleges, Hospitals, etc.                                     |  |   |   |   |  |   | \$                                      |
| <b>G. All Other Structure:</b><br>Out Buildings, Monuments, Buildings Under Construction, etc.                         |  |   |   |   |  |   | \$                                      |
| <b>TOTAL STRUCTURE</b>   | 7  | 4   | 3   |   |  | 3   | \$ 75,000.                              |
| <b>H. Motor Vehicles:</b><br>Automobiles, Trucks, Buses, Motorcycles, etc.:  | 2  | 1   | 1   |   |  |   | \$ 5,000.                               |
| <b>I. Other Mobile Property:</b><br>Trailers, Recreational Vehicles, Airplanes, Boats, etc.                            | 1  |   | 1   |   |  |   | \$ 10,000.                              |
| <b>TOTAL MOBILE</b>  | 3  | 1   | 2   |   |  |   | \$ 15,000.                              |
| <b>J. TOTAL OTHER</b><br>Crops, Timber, Fences, Signs, etc.  |  |   |   |   |  |   | \$                                      |
| <b>GRAND TOTAL</b>   | 10   | 5   | 5   |   |  | 3   | \$ 90,000.                              |

**STRUCTURAL**

**MOBILE**

Agency Identifier GAAPD 0000 Month JUNE 2016  
 Agency ATLANTA POLICE DEPARTMENT State GEORGIA  
 Prepared by [Signature] LIEUTENANT  
[Signature] CHIEF  
 Chief, Commissioner, Sheriff, or Superintendent

|                   |  |
|-------------------|--|
| DO NOT WRITE HERE |  |
| Recorded          |  |
| Edited            |  |
| Entered           |  |
| Adjusted          |  |
| Corres.           |  |

AGENCY IDENTIFIER GAAPD 0000 REPORTING PERIOD JUNE 2016

AGENCY NAME ATLANTA POLICE DEPARTMENT

**POLICE DISPOSITION OF JUVENILES**

**-Not to include neglect or traffic cases-**

- 1. Handled within Department and released.  
(Warning, released to parents, etc.) \_\_\_\_\_
  - 2. Referred to juvenile court or probation department. \_\_\_\_\_ 61
  - 3. Referred to welfare agency. \_\_\_\_\_
  - 4. Referred to other police agency. \_\_\_\_\_
  - 5. Referred to criminal or adult court. \_\_\_\_\_
- TOTAL \_\_\_\_\_ 61

AUGUST 5, 2016  
DATE

J. [Signature] LIEUTENANT  
PREPARED BY TITLE

A. J. [Signature] CHIEF  
APPROVED BY TITLE

**GCIC USE ONLY**

|          |       |
|----------|-------|
| Recorded | _____ |
| Reviewed | _____ |
| Punched  | _____ |
| Verified | _____ |

RETURN TO  
Georgia Crime Information Center/Uniform Crime Reporting  
P. O. Box 1456  
Atlanta, Georgia 30301

Return on or before the 7th of the following month.

GCIC/UCR-012 (9/74)



SUPPLEMENTARY HOMICIDE REPORT

This report is authorized by law Title 28, Section 534, United States Code. While you are not required to respond, your cooperation in using this form to list data pertaining to all homicides reported on your Return A will assist the FBI in compiling comprehensive, accurate data regarding this important classification on a timely basis.

Ia. Murder and Nonnegligent Manslaughter

List below specific information for all offenses shown in item Ia of the monthly Return A. In addition, list all justifiable killings of felons by a citizen or by a peace officer in the line of duty. A brief explanation in the circumstances column regarding unfounded homicide offenses will aid the national Uniform Crime Reporting Program in editing the reports.

| Incident | Situation* | Victim** |     |      |           | Offender** |     |      | Data Code | Weapon Used<br>(Handgun, Rifle, Shotgun,<br>Club, Poison, etc.) | Relationship of Victim<br>to Offender<br>(Husband, Wife, Son,<br>Father, Acquaintance,<br>Neighbor, Stranger, etc.) | Circumstances<br>(Victim shot by robber, robbery victim<br>shot robber, killed by patron during<br>barroom brawl, etc.) |
|----------|------------|----------|-----|------|-----------|------------|-----|------|-----------|---|---|---|
|          |            | Age      | Sex | Race | Ethnicity | Age        | Sex | Race |           |   |   |   |
|          | B          | 34       | M   | B    | N         |            |     |      |           | HANDGUN   | UNKNOWN   | OTHER   |
|          | B          | 17       | M   | B    | N         |            |     |      |           | HANDGUN   | UNKNOWN   | OTHER   |
|          | A          | 43       | M   | B    | N         | 41         | M   | B    | N         | KNIFE/OTHER INSTR/<br>SCREWDRIVER                               | BROTHER   | OTHER ARGUMENTS   |
|          | F          | 40       | M   | B    | N         |            |     |      |           | HANDGUN - 40 CAL.   | UNKNOWN   | OTHER   |
|          | F          | 38       | M   | B    | N         |            |     |      |           | HANDGUN - 40 CAL.   | UNKNOWN   | OTHER   |
|          | A          | 24       | M   | B    | N         | 25         | M   | B    | N         | HANDGUN   | ACQUAINTANCE  | OTHER ARGUMENTS   |
|          | B          | 37       | M   | W    | N         |            |     |      |           | HANDGUN   | UNKNOWN   | OTHER   |
|          | B          | 20       | M   | B    | N         |            |     |      |           | HANDGUN   | UNKNOWN   | OTHER   |
|          | A          | 34       | M   | B    | N         | 20         | M   | B    | N         | HANDGUN - 40 CAL.   | ACQUAINTANCE  | OTHER ARGUMENTS   |
|          | B          | 31       | M   | B    | N         |            |     |      |           | HANDGUN   | UNKNOWN   | OTHER   |

\*\* - See reverse side for explanation

|                   |  |          |  |  |
|-------------------|--|----------|--|--|
| DO NOT WRITE HERE |  |          |  |  |
| Recorded          |  | Edited   |  |  |
| Punched           |  | Verified |  |  |
| Adjusted          |  |          |  |  |

Prepared By:   
 Title: LIEUTENANT  
 Chief, Sheriff, Commissioner, Superintendent:   
 Title: CHIEF

Agency Identifier: GAAPD 0000  
 State: GEORGIA

Agency: ATLANTA POLICE DEPARTMENT  
 Month and Year: JUNE 2016

Agency:   
 Month and Year:   
 State:

SUPPLEMENTARY HOMICIDE REPORT

1-704 (Rev. 4-24-95)  
Form Approved  
OMB No. 1110-0002

This report is authorized by law Title 28, Section 534, United States Code. While you are not required to respond, your cooperation in using this form to list data pertaining to all homicides reported on your Return A will assist the FBI in compiling comprehensive, accurate data regarding this important classification on a timely basis.

1a. Murder and Nonnegligent Manslaughter

List below specific information for all offenses shown in item 1a of the monthly Return A. In addition, list all justifiable killings of felons by a citizen or by a peace officer in the line of duty. A brief explanation in the circumstances column regarding unfounded homicide offenses will aid the national Uniform Crime Reporting Program in editing the reports.

| Incident | Situation* | Victim** |     |      | Offender** |     |     | Data Code      | Weapon Used<br>(Handgun, Rifle, Shotgun,<br>Club, Poison, etc.) | Relationship of Victim<br>to Offender<br>(Husband, Wife, Son,<br>Father, Acquaintance,<br>Neighbor, Stranger, etc.) | Circumstances<br>(Victim shot by robber, robbery victim<br>shot robber, killed by patron during<br>barroom brawl, etc.) |
|----------|------------|----------|-----|------|------------|-----|-----|----------------|---|---|---|
|          |            | Age      | Sex | Race | Ethnicity  | Age | Sex |                |   |   |   |
|          | B          | 53       | F   | B    | N          |     |     | STRANGULATION  | UNKNOWN   | OTHER   |   |
|          | B          | 53       | M   | B    | N          |     |     | HANDGUN        | UNKNOWN   | OTHER   |   |
|          | A          | 59       | M   | B    | N          | 17  | M   | HANDGUN - 9 MM | ACQUAINTANCE  | OTHER ARGUMENTS   |   |
|          | B          | 21       | M   | B    | N          |     |     | HANDGUN        | UNKNOWN   | OTHER   |   |
|          | A          | 66       | M   | B    | N          | 65  | M   | HANDGUN        | FRIEND  | OTHER ARGUMENTS / DOMESTIC  |   |
|          | B          | 43       | M   | B    | N          |     |     | HANDGUN        | UNKNOWN   | OTHER   |   |
|          |            |          |     |      |            |     |     |                |   |   |   |
|          |            |          |     |      |            |     |     |                |   |   |   |
|          |            |          |     |      |            |     |     |                |   |   |   |
|          |            |          |     |      |            |     |     |                |   |   |   |

\*\* - See reverse side for explanation

JUNE 2016  
Month and Year

GAAPD 0000  
Agency Identifier

ATLANTA POLICE DEPARTMENT  
Agency

GEORGIA  
State

Chief, Sheriff, Commissioner, Superintendent

Prepared By  
*[Signature]*  
A. S. J. J. J.

LIEUTENANT  
Title

CHIEF

DO NOT WRITE HERE

|          |  |
|----------|--|
| Recorded |  |
| Edited   |  |
| Punched  |  |
| Verified |  |
| Adjusted |  |

ATLANTA POLICE DEPARTMENT  
AGE, SEX, AND RACE OF PERSONS ARRESTED  
17 YEARS OF AGE AND OVER

MONTH JUNE

YEAR 2016

| CLASSIFICATION OF OFFENSES                     | SEX | AGE OF PERSON ARRESTED |    |    |    |    |    |    |    |    |    |    | RACE |    |    |    |     | ETHNIC |       |              |               |               |               |
|--|-----|------------------------|----|----|----|----|----|----|----|----|----|----|------|----|----|----|-----|--------|-------|--------------|---------------|---------------|---------------|
|  |     | 17                     | 18 | 19 | 20 | 21 | 22 | 23 | 24 | 30 | 35 | 40 | 45   | 50 | 55 | 60 | 65  | White  | Black | Native Amer. | Asian/Pacific | Whl. Hispanic | Blck Hispanic |
|  |     | 1                      | 1  | 1  | 1  | 1  | 1  | 1  | 2  | 2  | 3  | 4  | 4    | 4  | 4  | 4  | 4   |        |       |              |               |               |               |
| Murder/Nonnegligent Manslaughter               | M   | 1                      |    |    |    |    |    |    | 2  | 1  | 1  | 1  |      |    |    |    | 1   |        |       |              |               |               |               |
|  | F   |                        |    |    |    |    |    |    |    |    |    |    |      |    |    |    |     |        | 8     |              |               |               |               |
| Manslaughter by Negligence                     | M   |                        |    |    |    |    |    |    |    |    |    |    |      |    |    |    |     |        |       |              |               |               |               |
|  | F   |                        |    |    |    |    |    |    |    |    |    |    |      |    |    |    |     |        |       |              |               |               |               |
| Forcible Rape                                  | M   |                        |    |    |    |    |    |    |    |    |    |    |      |    |    |    |     |        |       |              |               |               |               |
|  | F   |                        |    |    |    |    |    |    |    |    |    |    |      |    |    |    |     |        |       |              |               |               |               |
| Robbery  | M   | 3                      | 1  | 2  | 4  | 2  |    |    | 1  | 3  | 2  | 3  |      |    |    | 1  | 22  |        |       |              |               |               |               |
|  | F   |                        |    | 2  |    |    |    |    |    |    |    |    |      |    | 1  |    | 3   |        | 25    |              |               |               |               |
| Aggravated Assault                             | M   | 2                      | 2  | 1  | 1  | 2  | 3  | 3  | 23 | 7  | 7  | 4  | 2    | 7  | 1  | 2  | 66  |        |       |              |               |               |               |
|  | F   | 2                      | 2  |    | 1  |    | 3  | 3  | 9  | 7  | 2  | 2  | 1    | 3  | 5  |    | 40  | 7      | 97    |              | 2             |               |               |
| Burglary - Breaking or Entering                | M   | 1                      |    | 4  | 2  |    |    |    | 1  | 5  | 1  | 10 | 3    | 1  |    | 1  | 30  |        |       |              |               |               |               |
|  | F   |                        |    |    |    |    |    |    |    | 1  |    | 1  |      |    |    |    | 2   | 7      | 25    |              |               |               |               |
| Larceny - Theft (except Motor Vehicle Theft)   | M   | 6                      |    | 4  |    | 3  | 8  | 5  | 18 | 16 | 5  | 23 | 17   | 14 | 9  | 1  | 132 |        |       |              |               |               |               |
|  | F   | 2                      | 1  | 2  | 2  | 3  | 6  | 3  | 8  | 10 | 4  | 6  | 2    | 5  | 1  | 1  | 56  | 27     | 156   | 1            | 4             |               |               |
| Motor Vehicle Theft                            | M   | 4                      | 4  | 2  |    |    | 1  |    | 2  | 2  |    | 1  |      |    |    | 16 |     |        |       |              |               |               |               |
|  | F   | 1                      |    |    | 1  |    |    |    |    |    |    | 2  |      |    |    |    | 4   | 1      | 19    |              |               |               |               |
| Other Assaults                                 | M   | 1                      | 4  | 2  | 2  | 7  | 1  | 2  | 26 | 16 | 17 | 11 | 7    | 6  | 6  | 1  | 110 |        |       |              |               |               |               |
|  | F   | 1                      | 1  | 1  | 2  | 4  | 4  | 9  | 10 | 7  | 2  | 6  | 7    | 3  | 2  | 1  | 60  | 16     | 153   |              | 1             |               |               |
| Arson  | M   |                        |    |    |    |    |    |    |    |    |    |    |      |    |    |    | 0   |        |       |              |               |               |               |
|  | F   |                        |    |    |    |    |    |    |    |    |    |    |      |    |    |    | 0   |        |       |              |               |               |               |
| Forgery and Counterfeiting                     | M   |                        |    |    |    |    |    |    |    |    |    |    |      |    |    |    | 3   |        |       |              |               |               |               |
|  | F   |                        |    |    |    |    |    |    |    |    |    |    |      |    |    |    | 0   |        | 3     |              |               |               |               |
| Fraud  | M   |                        |    |    |    |    | 1  | 1  | 3  | 4  | 2  | 2  | 1    | 1  | 3  | 1  | 20  |        |       |              |               |               |               |
|  | F   |                        |    |    |    |    | 2  | 2  |    |    | 2  | 1  |      |    |    |    | 7   | 7      | 20    |              |               |               |               |
| Embezzlement                                   | M   |                        |    |    |    |    |    |    | 1  |    |    | 1  |      |    |    | 3  |     |        |       |              |               |               |               |
|  | F   |                        |    | 1  |    |    |    |    |    |    |    |    |      |    |    |    | 2   |        |       |              |               |               |               |
| Stolen Property; Buying, Receiving, Possessing | M   | 4                      | 1  |    | 1  | 3  | 1  | 2  | 11 |    | 2  | 1  | 2    |    |    | 28 |     |        |       |              |               |               |               |
|  | F   |                        |    |    |    |    | 1  |    |    |    |    |    |      |    |    |    | 3   | 1      | 30    |              |               |               |               |
| Vandalism                                      | M   |                        |    |    | 4  | 1  | 1  | 2  | 5  | 4  | 3  | 2  | 4    |    | 1  | 28 |     |        |       |              |               |               |               |
|  | F   | 2                      |    | 1  | 1  | 1  | 1  | 1  | 3  | 2  | 2  |    | 1    |    | 1  | 15 | 6   | 37     |       |              |               |               |               |
| Weapons  | M   |                        | 2  | 1  |    | 3  | 2  | 1  | 13 | 3  | 9  | 3  | 1    |    |    | 38 |     |        |       |              |               |               |               |
|  | F   |                        |    |    |    |    |    |    | 2  | 1  |    | 1  |      |    |    | 4  | 2   | 40     |       |              |               |               |               |

ATLANTA POLICE DEPARTMENT  
AGE, SEX, AND RACE OF PERSONS ARRESTED  
17 YEARS OF AGE AND OVER

MONTH JUNE

YEAR 2016

| CLASSIFICATION OF OFFENSES                        | SEX | AGE OF PERSON ARRESTED |    |    |    |    |    |    |    |    |       |       | RACE  |              |               |               | ETHNIC         |       |       |              |               |               |                |
|---|-----|------------------------|----|----|----|----|----|----|----|----|-------|-------|-------|--------------|---------------|---------------|----------------|-------|-------|--------------|---------------|---------------|----------------|
|   |     | 17                     | 18 | 19 | 20 | 21 | 22 | 23 | 24 | 30 | 35    | 40    | 45    | 50           | 55            | 60            | 65             | White | Black | Native Amer. | Asian/Pacific | Whl. Hispanic | Black Hispanic |
|   |     | 29                     | 34 | 39 | 44 | 49 | 54 | 59 | 64 | UP | TOTAL | White | Black | Native Amer. | Asian/Pacific | Whl. Hispanic | Black Hispanic |       |       |              |               |               |                |
| 16<br>Prostitution and Commercialized Vice        | M   |                        |    |    |    |    |    |    |    |    |       |       |       |              |               |               |                |       |       |              |               |               |                |
|   | F   |                        |    |    |    |    |    |    |    |    |       |       |       |              |               |               |                |       |       |              |               |               |                |
| 17<br>Sex Offenses (except Rape and Prostitution) | M   | 1                      | 1  | 3  |    |    |    | 8  | 5  | 5  | 3     | 9     | 10    | 1            | 3             | 8             | 54             |       |       |              |               |               |                |
|   | F   |                        |    |    |    |    |    | 2  | 2  | 1  | 1     | 1     |       | 1            |               |               |                |       |       |              |               |               |                |
| 18<br>Drug Abuse Violations<br>Grand Total        | M   | 1                      | 1  | 6  | 13 | 22 | 12 | 64 | 27 | 31 | 15    | 17    | 9     | 12           | 3             | 4             | 24             | 262   | 0     | 1            | 0             | 0             |                |
|   | F   | 0                      | 2  | 1  | 1  | 1  | 1  | 12 | 7  | 7  | 4     | 3     | 1     | 2            | 1             | 0             | 24             | 262   | 0     | 1            | 0             | 0             |                |
| 180<br>(1) Sale/Manufacturing<br>Subtotal         | M   | 0                      | 0  | 0  | 0  | 1  | 0  | 1  | 2  | 1  | 3     | 1     | 0     | 1            | 0             | 0             | 1              | 14    | 0     | 0            | 0             | 0             |                |
|   | F   | 0                      | 0  | 0  | 1  | 1  | 0  | 0  | 2  | 0  | 1     | 0     | 0     | 0            | 0             | 0             | 1              | 14    | 0     | 0            | 0             | 0             |                |
| a<br>Opium or Cocaine and their derivatives       | M   |                        |    |    |    |    |    |    |    |    |       |       |       |              |               |               |                |       |       |              |               |               |                |
|   | F   |                        |    |    |    |    |    |    |    |    |       |       |       |              |               |               |                |       |       |              |               |               |                |
| b<br>Marijuana                                    | M   |                        |    |    |    |    |    |    |    |    |       |       |       |              |               |               |                |       |       |              |               |               |                |
|   | F   |                        |    |    |    |    |    |    |    |    |       |       |       |              |               |               |                |       |       |              |               |               |                |
| c<br>Synthetic Narcotics                          | M   |                        |    |    |    |    |    |    |    |    |       |       |       |              |               |               |                |       |       |              |               |               |                |
|   | F   |                        |    |    |    |    |    |    |    |    |       |       |       |              |               |               |                |       |       |              |               |               |                |
| d<br>Other Dangerous Non-Narcotic Drugs           | M   |                        |    |    |    |    |    |    |    |    |       |       |       |              |               |               |                |       |       |              |               |               |                |
|   | F   |                        |    |    |    |    |    |    |    |    |       |       |       |              |               |               |                |       |       |              |               |               |                |
| 185<br>(2) Possession<br>Subtotal                 | M   | 1                      | 1  | 6  | 13 | 21 | 12 | 63 | 25 | 30 | 12    | 16    | 9     | 11           | 3             | 4             | 23             | 248   | 0     | 1            | 0             | 0             |                |
|   | F   | 0                      | 2  | 1  | 0  | 0  | 1  | 10 | 7  | 6  | 4     | 3     | 1     | 2            | 1             | 0             | 23             | 248   | 0     | 1            | 0             | 0             |                |
| e<br>Opium or Cocaine and their derivatives       | M   |                        |    |    |    |    |    |    |    |    |       |       |       |              |               |               |                |       |       |              |               |               |                |
|   | F   |                        |    |    |    |    |    |    |    |    |       |       |       |              |               |               |                |       |       |              |               |               |                |
| f<br>Marijuana                                    | M   | 1                      | 1  | 5  | 6  | 11 | 20 | 10 | 55 | 16 | 22    | 7     | 9     | 3            | 3             | 3             | 13             | 52    |       | 1            |               |               |                |
|   | F   | 2                      | 2  | 1  |    |    |    | 1  | 8  | 6  | 5     | 2     | 1     |              | 1             |               | 9              | 193   |       |              |               |               |                |
| g<br>Synthetic Narcotics                          | M   |                        |    |    |    |    |    |    |    |    |       |       |       |              |               |               |                |       |       |              |               |               |                |
|   | F   |                        |    |    |    |    |    |    |    |    |       |       |       |              |               |               |                |       |       |              |               |               |                |
| h<br>Other Dangerous Non-Narcotic Drugs           | M   |                        |    |    |    |    |    |    |    |    |       |       |       |              |               |               |                |       |       |              |               |               |                |
|   | F   |                        |    |    |    |    |    |    |    |    |       |       |       |              |               |               |                |       |       |              |               |               |                |
| 19<br>Gambling<br>Total                           | M   | 0                      | 0  | 0  | 0  | 0  | 0  | 0  | 0  | 0  | 0     | 0     | 0     | 0            | 0             | 0             | 0              | 0     | 0     | 0            | 0             | 0             |                |
|   | F   | 0                      | 0  | 0  | 0  | 0  | 0  | 0  | 0  | 0  | 0     | 0     | 0     | 0            | 0             | 0             | 0              | 0     | 0     | 0            | 0             | 0             |                |
| a<br>Bookmaking                                   | M   |                        |    |    |    |    |    |    |    |    |       |       |       |              |               |               |                |       |       |              |               |               |                |
|   | F   |                        |    |    |    |    |    |    |    |    |       |       |       |              |               |               |                |       |       |              |               |               |                |
| b<br>Numbers and Lottery                          | M   |                        |    |    |    |    |    |    |    |    |       |       |       |              |               |               |                |       |       |              |               |               |                |
|   | F   |                        |    |    |    |    |    |    |    |    |       |       |       |              |               |               |                |       |       |              |               |               |                |



ATLANTA POLICE DEPARTMENT  
 AGE, SEX, AND RACE OF PERSONS ARRESTED  
 16 YEARS OF AGE AND UNDER

| CLASSIFICATION OF OFFENSES                     | SEX | AGE |       |       |    |    |       | TOTAL | RACE  |              |               |               |              | ETHNIC |  |
|--|-----|-----|-------|-------|----|----|-------|-------|-------|--------------|---------------|---------------|--------------|--------|--|
|  |     | 0 9 | 10 12 | 13 14 | 15 | 16 | White |       | Black | Native Amer. | Asian/Pacific | Whi. Hispanic | Blk Hispanic |        |  |
|  |     |     |       |       |    |    |       |       |       |              |               |               |              |        |  |
| Murder/Nonnegligent Manslaughter               | M   |     |       |       |    |    | 0     |       |       |              |               |               |              |        |  |
|  | F   |     |       |       |    |    | 0     |       |       |              |               |               |              |        |  |
| Manslaughter by Negligence                     | M   |     |       |       |    |    | 0     |       |       |              |               |               |              |        |  |
|  | F   |     |       |       |    |    | 0     |       |       |              |               |               |              |        |  |
| Forcible Rape                                  | M   |     |       |       |    |    | 0     |       |       |              |               |               |              |        |  |
|  | F   |     |       |       |    |    | 0     |       |       |              |               |               |              |        |  |
| Robbery  | M   |     |       | 2     | 3  |    | 5     |       |       |              |               | 7             |              |        |  |
|  | F   |     |       |       |    |    | 2     |       |       |              |               |               |              |        |  |
| Aggravated Assault                             | M   |     |       | 2     | 1  | 1  | 4     |       |       |              |               |               |              |        |  |
|  | F   |     | 1     | 2     | 1  |    | 4     |       |       |              |               | 8             |              |        |  |
| Burglary- Breaking or Entering                 | M   |     |       | 4     | 2  |    | 6     |       |       |              |               |               |              |        |  |
|  | F   |     | 1     |       |    | 1  | 2     |       |       |              |               | 8             |              |        |  |
| Larceny - Theft (except Motor Vehicle Theft)   | M   |     | 1     | 2     | 1  |    | 5     |       |       |              |               |               |              |        |  |
|  | F   |     |       |       |    | 2  | 2     | 1     | 6     |              |               |               |              |        |  |
| Motor Vehicle Theft                            | M   |     |       | 3     | 3  | 5  | 11    |       |       |              |               |               |              |        |  |
|  | F   |     |       |       |    |    | 0     |       |       |              | 11            |               |              |        |  |
| Other Assaults                                 | M   |     |       |       |    |    | 0     |       |       |              |               |               |              |        |  |
|  | F   |     | 1     |       |    | 1  | 2     |       |       |              | 2             |               |              |        |  |
| Arson  | M   |     |       |       |    |    | 0     |       |       |              |               |               |              |        |  |
|  | F   |     |       |       |    |    | 0     |       |       |              |               |               |              |        |  |
| Forgery and Counterfeiting                     | M   |     |       |       |    |    | 0     |       |       |              |               |               |              |        |  |
|  | F   |     |       |       |    |    | 0     |       |       |              |               |               |              |        |  |
| Fraud  | M   |     |       |       |    |    | 0     |       |       |              |               |               |              |        |  |
|  | F   |     |       |       |    |    | 0     |       |       |              |               |               |              |        |  |
| Embezzlement                                   | M   |     |       |       |    |    | 0     |       |       |              |               |               |              |        |  |
|  | F   |     |       |       |    |    | 0     |       |       |              |               |               |              |        |  |
| Stolen Property, Buying, Receiving, Possessing | M   |     |       |       |    |    | 0     |       |       |              |               |               |              |        |  |
|  | F   |     |       |       |    |    | 0     |       |       |              |               |               |              |        |  |
| Vandalism                                      | M   |     |       | 2     |    |    | 2     |       |       |              |               |               |              |        |  |
|  | F   |     |       |       |    |    | 0     |       |       |              | 2             |               |              |        |  |
| Weapons  | M   |     |       |       |    |    | 0     |       |       |              |               |               |              |        |  |
|  | F   |     |       |       |    |    | 0     |       |       |              |               |               |              |        |  |
| Prostitution and Commercialized Vice           | M   |     |       |       |    |    | 0     |       |       |              |               |               |              |        |  |
|  | F   |     |       |       |    |    | 0     |       |       |              |               |               |              |        |  |

ATLANTA POLICE DEPARTMENT  
AGE, SEX, AND RACE OF PERSONS ARRESTED  
16 YEARS OF AGE AND UNDER

| CLASSIFICATION OF OFFENSES                        | SEX | AGE      |   |          |        |          |        | TOTAL | RACE   |        |              |               | ETHNIC        |               |   |   |   |
|---|-----|----------|---|----------|--------|----------|--------|-------|--------|--------|--------------|---------------|---------------|---------------|---|---|---|
|   |     | 10<br>12 |   | 13<br>14 |        | 15<br>16 |        |       | White  | Black  | Native Amer. | Asian/Pacific | Whi. Hispanic | Blck Hispanic |   |   |   |
|   |     | 0<br>9   | 1 | 0<br>0   | 0<br>0 | 0<br>0   | 0<br>0 |       | 0<br>0 | 0<br>0 | 0<br>0       | 0<br>0        | 0<br>0        | 0<br>0        |   |   |   |
| 17<br>Sex Offenses (except Rape and Prostitution) | M   |          | 1 |          |        |          |        | 1     |        |        |              |               |               |               |   |   |   |
|   | F   |          |   |          |        |          |        | 0     | 1      |        |              |               |               |               |   |   |   |
| 18<br>Drug Abuse Violations                       | M   | 0        | 0 | 0        | 0      | 1        | 1      | 0     | 0      | 1      | 0            | 0             | 0             | 0             | 0 | 0 | 0 |
|   | F   | 0        | 0 | 0        | 0      | 0        | 0      | 0     | 0      | 0      | 0            | 0             | 0             | 0             | 0 | 0 | 0 |
| 180<br>(1) Sale/Manufacturing Subtotal            | M   | 0        | 0 | 0        | 0      | 0        | 0      | 0     | 0      | 0      | 0            | 0             | 0             | 0             | 0 | 0 | 0 |
|   | F   | 0        | 0 | 0        | 0      | 0        | 0      | 0     | 0      | 0      | 0            | 0             | 0             | 0             | 0 | 0 | 0 |
| a<br>Opium or Cocaine and their Derivatives       | M   |          |   |          |        |          | 0      |       |        |        |              |               |               |               |   |   |   |
|   | F   |          |   |          |        |          | 0      |       |        |        |              |               |               |               |   |   |   |
| b<br>Marijuana                                    | M   |          |   |          |        |          | 0      |       |        |        |              |               |               |               |   |   |   |
|   | F   |          |   |          |        |          | 0      |       |        |        |              |               |               |               |   |   |   |
| c<br>Synthetic Narcotics                          | M   |          |   |          |        |          | 0      |       |        |        |              |               |               |               |   |   |   |
|   | F   |          |   |          |        |          | 0      |       |        |        |              |               |               |               |   |   |   |
| d<br>Other Dangerous Non-Narcotic Drugs           | M   |          |   |          |        |          | 0      |       |        |        |              |               |               |               |   |   |   |
|   | F   |          |   |          |        |          | 0      |       |        |        |              |               |               |               |   |   |   |
| 185<br>(2) Possession Subtotal                    | M   | 0        | 0 | 0        | 0      | 1        | 1      | 0     | 0      | 1      | 0            | 0             | 0             | 0             | 0 | 0 | 0 |
|   | F   | 0        | 0 | 0        | 0      | 0        | 0      | 0     | 0      | 0      | 1            | 0             | 0             | 0             | 0 | 0 | 0 |
| e<br>Opium or Cocaine and their Derivatives       | M   |          |   |          |        |          | 0      |       |        |        |              |               |               |               |   |   |   |
|   | F   |          |   |          |        |          | 0      |       |        |        |              |               |               |               |   |   |   |
| f<br>Marijuana                                    | M   |          |   |          |        | 1        | 1      |       |        |        |              |               |               |               |   |   |   |
|   | F   |          |   |          |        |          | 0      |       |        | 1      |              |               |               |               |   |   |   |
| g<br>Synthetic Narcotics                          | M   |          |   |          |        |          | 0      |       |        |        |              |               |               |               |   |   |   |
|   | F   |          |   |          |        |          | 0      |       |        |        |              |               |               |               |   |   |   |
| h<br>Other Dangerous Non-Narcotic Drugs           | M   |          |   |          |        |          | 0      |       |        |        |              |               |               |               |   |   |   |
|   | F   |          |   |          |        |          | 0      |       |        |        |              |               |               |               |   |   |   |
| 19<br>Gambling Total                              | M   | 0        | 0 | 0        | 0      | 0        | 0      | 0     | 0      | 0      | 0            | 0             | 0             | 0             | 0 | 0 | 0 |
|   | F   | 0        | 0 | 0        | 0      | 0        | 0      | 0     | 0      | 0      | 0            | 0             | 0             | 0             | 0 | 0 | 0 |
| a<br>Bookmaking                                   | M   |          |   |          |        |          | 0      |       |        |        |              |               |               |               |   |   |   |
|   | F   |          |   |          |        |          | 0      |       |        |        |              |               |               |               |   |   |   |
| b<br>Numbers and Lottery                          | M   |          |   |          |        |          | 0      |       |        |        |              |               |               |               |   |   |   |
|   | F   |          |   |          |        |          | 0      |       |        |        |              |               |               |               |   |   |   |
| c<br>All Other Gambling                           | M   |          |   |          |        |          | 0      |       |        |        |              |               |               |               |   |   |   |
|   | F   |          |   |          |        |          | 0      |       |        |        |              |               |               |               |   |   |   |
| 20<br>Offenses Against Family and Children        | M   |          |   |          |        |          | 0      |       |        |        |              |               |               |               |   |   |   |
|   | F   |          |   |          |        |          | 0      |       |        |        |              |               |               |               |   |   |   |

ATLANTA POLICE DEPARTMENT  
AGE, SEX, AND RACE OF PERSONS ARRESTED  
16 YEARS OF AGE AND UNDER

MONTH JUNE

YEAR 2016

| CLASSIFICATION OF OFFENSES          | SEX | AGE |  |       |  |       |  | RACE  |  |       |  | ETHNIC |       |              |               |              |               |
|-------------------------------------|-----|-----|--|-------|--|-------|--|-------|--|-------|--|--------|-------|--------------|---------------|--------------|---------------|
|                                     |     | 0 9 |  | 10 12 |  | 13 14 |  | 15 16 |  | TOTAL |  | White  | Black | Native Amer. | Asian/Pacific | Whi Hispanic | Bick Hispanic |
|                                     |     |     |  |       |  |       |  |       |  |       |  |        |       |              |               |              |               |
| Driving Under the Influence         | M   |     |  |       |  |       |  |       |  |       |  |        |       |              |               |              |               |
|                                     | F   |     |  |       |  |       |  |       |  |       |  |        |       |              |               |              |               |
| Liquor Laws                         | M   |     |  |       |  |       |  |       |  |       |  |        |       |              |               |              |               |
|                                     | F   |     |  |       |  |       |  |       |  |       |  |        |       |              |               |              |               |
| Drunkenness                         | M   |     |  |       |  |       |  |       |  |       |  |        |       |              |               |              |               |
|                                     | F   |     |  |       |  |       |  |       |  |       |  |        |       |              |               |              |               |
| Disorderly Conduct                  | M   |     |  |       |  |       |  |       |  |       |  |        |       |              |               |              |               |
|                                     | F   |     |  |       |  |       |  |       |  |       |  |        |       |              |               |              |               |
| Vagrancy                            | M   |     |  |       |  |       |  |       |  |       |  |        |       |              |               |              |               |
|                                     | F   |     |  |       |  |       |  |       |  |       |  |        |       |              |               |              |               |
| All Other Offenses (except Traffic) | M   |     |  |       |  |       |  |       |  |       |  |        |       |              |               |              |               |
|                                     | F   |     |  |       |  |       |  |       |  |       |  |        |       |              |               |              |               |
| Suspicion                           | M   |     |  |       |  |       |  |       |  |       |  |        |       |              |               |              |               |
|                                     | F   |     |  |       |  |       |  |       |  |       |  |        |       |              |               |              |               |
| Curfew and Loitering                | M   |     |  |       |  |       |  |       |  |       |  |        |       |              |               |              |               |
|                                     | F   |     |  |       |  |       |  |       |  |       |  |        |       |              |               |              |               |
| Run-Aways                           | M   |     |  |       |  |       |  |       |  |       |  |        |       |              |               |              |               |
|                                     | F   |     |  |       |  |       |  |       |  |       |  |        |       |              |               |              |               |
| <b>Total</b>                        |     |     |  |       |  |       |  |       |  |       |  |        |       |              |               |              |               |

JUNE 2016

Month and Year of Report

GAAPD 0000

Agency Identifier

AUGUST 10, 2016

Date

LIEUTENANT

Prepared By

ATLANTA POLICE DEPARTMENT - GEORGIA

Agency and State

CHIEF

Chief, Commissioner, Sheriff, or Superintendent



**UNIFORM CRIME REPORTING**

**LAW ENFORCEMENT  
OPERATIONS  
&  
MANAGEMENT**

**CRIME AREA COMPARISON**

**SUPPORT SERVICES DIVISION  
Information Services Section**

**JUNE 2016  
JUNE 2015**


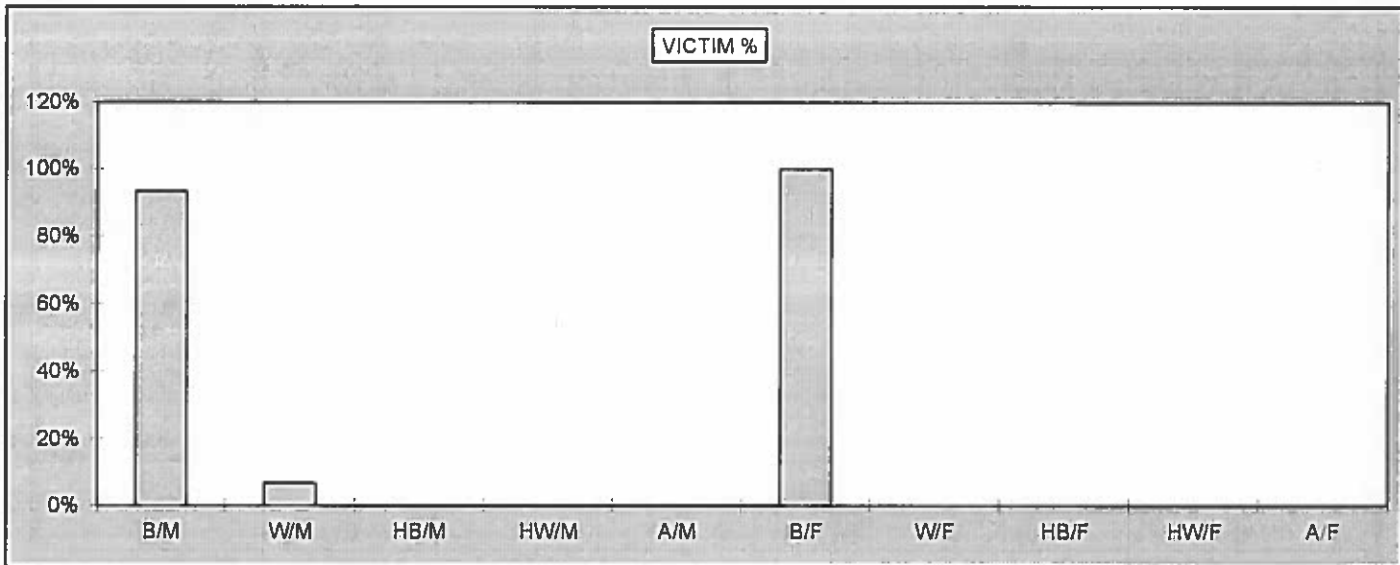
**2016  
JUNE HOMICIDE COMPARISON  
BY RACE, SEX, AND ETHNIC ORIGIN**

|                      | VICTIM    | PERPETRATOR |
|----------------------|-----------|-------------|
| B/M                  | 14        | 5           |
| W/M                  | 1         | 0           |
| HB/M                 | 0         | 0           |
| HWM                  | 0         | 0           |
| A/M                  | 0         | 0           |
| <b>TOTAL MALES</b>   | <b>15</b> | <b>5</b>    |
| B/F                  | 1         | 0           |
| W/F                  | 0         | 0           |
| HB/F                 | 0         | 0           |
| HWF                  | 0         | 0           |
| A/F                  | 0         | 0           |
| <b>TOTAL FEMALES</b> | <b>1</b>  | <b>0</b>    |
| <b>TOTAL</b>         | <b>16</b> | <b>5</b>    |

|      | VICTIM % | PERPETRATOR % |
|------|----------|---------------|
| B/M  | 93%      | 100%          |
| W/M  | 7%       | 0%            |
| HB/M | 0%       | 0%            |
| HWM  | 0%       | 0%            |
| A/M  | 0%       | 0%            |

|      |      |    |
|------|------|----|
| B/F  | 100% | 0% |
| W/F  | 0%   | 0% |
| HB/F | 0%   | 0% |
| HWF  | 0%   | 0% |
| A/F  | 0%   | 0% |

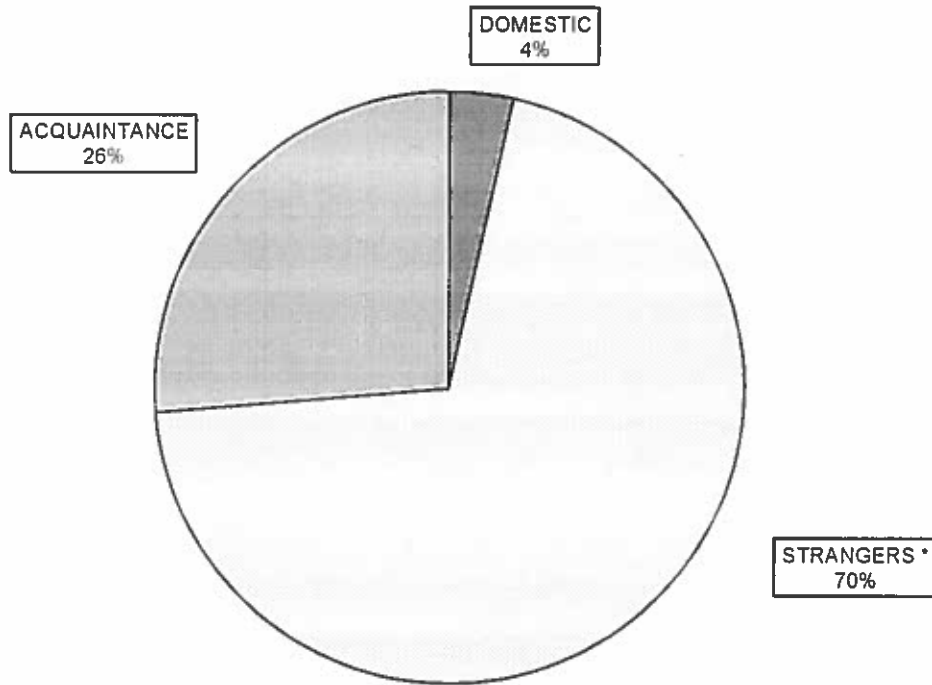
**PERPETRATOR UNKNOWN FOR 11 HOMICIDES**



**2016  
HOMICIDE BREAKDOWN  
YEAR TO DATE**

| JUNE         |           |          |           |             |            |              |            |
|--------------|-----------|----------|-----------|-------------|------------|--------------|------------|
| MONTH        | ACTUAL    | DOMESTIC | %         | STRANGERS * | %          | ACQUAINTANCE | %          |
| JANUARY      | 9         | 0        | 0%        | 7           | 78%        | 2            | 22%        |
| FEBRUARY     | 6         | 1        | 17%       | 3           | 50%        | 2            | 33%        |
| MARCH        | 9         | 0        | 0%        | 7           | 78%        | 2            | 22%        |
| APRIL        | 8         | 0        | 0%        | 5           | 62%        | 3            | 38%        |
| MAY          | 9         | 0        | 0%        | 7           | 78%        | 2            | 22%        |
| JUNE         | 16        | 1        | 6%        | 11          | 69%        | 4            | 25%        |
| JULY         |           |          |           |             |            |              |            |
| AUGUST       |           |          |           |             |            |              |            |
| SEPTEMBER    |           |          |           |             |            |              |            |
| OCTOBER      |           |          |           |             |            |              |            |
| NOVEMBER     |           |          |           |             |            |              |            |
| DECEMBER     |           |          |           |             |            |              |            |
| <b>TOTAL</b> | <b>57</b> | <b>2</b> | <b>4%</b> | <b>40</b>   | <b>70%</b> | <b>15</b>    | <b>26%</b> |

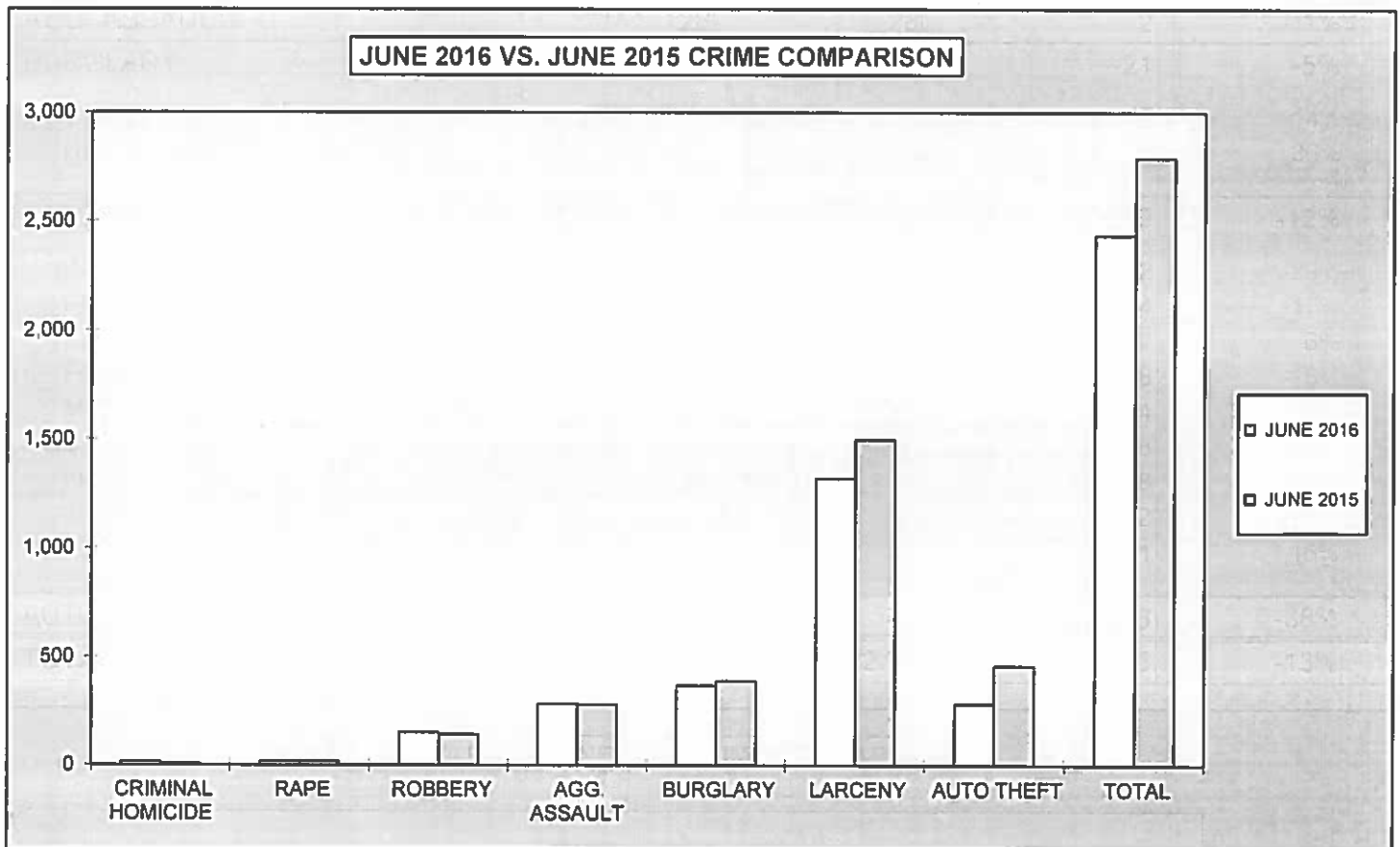
**HOMICIDE BREAKDOWN BY VICTIM/OFFENDER RELATIONSHIP**



\* UNKNOWN INCLUDED IN WITH STRANGERS

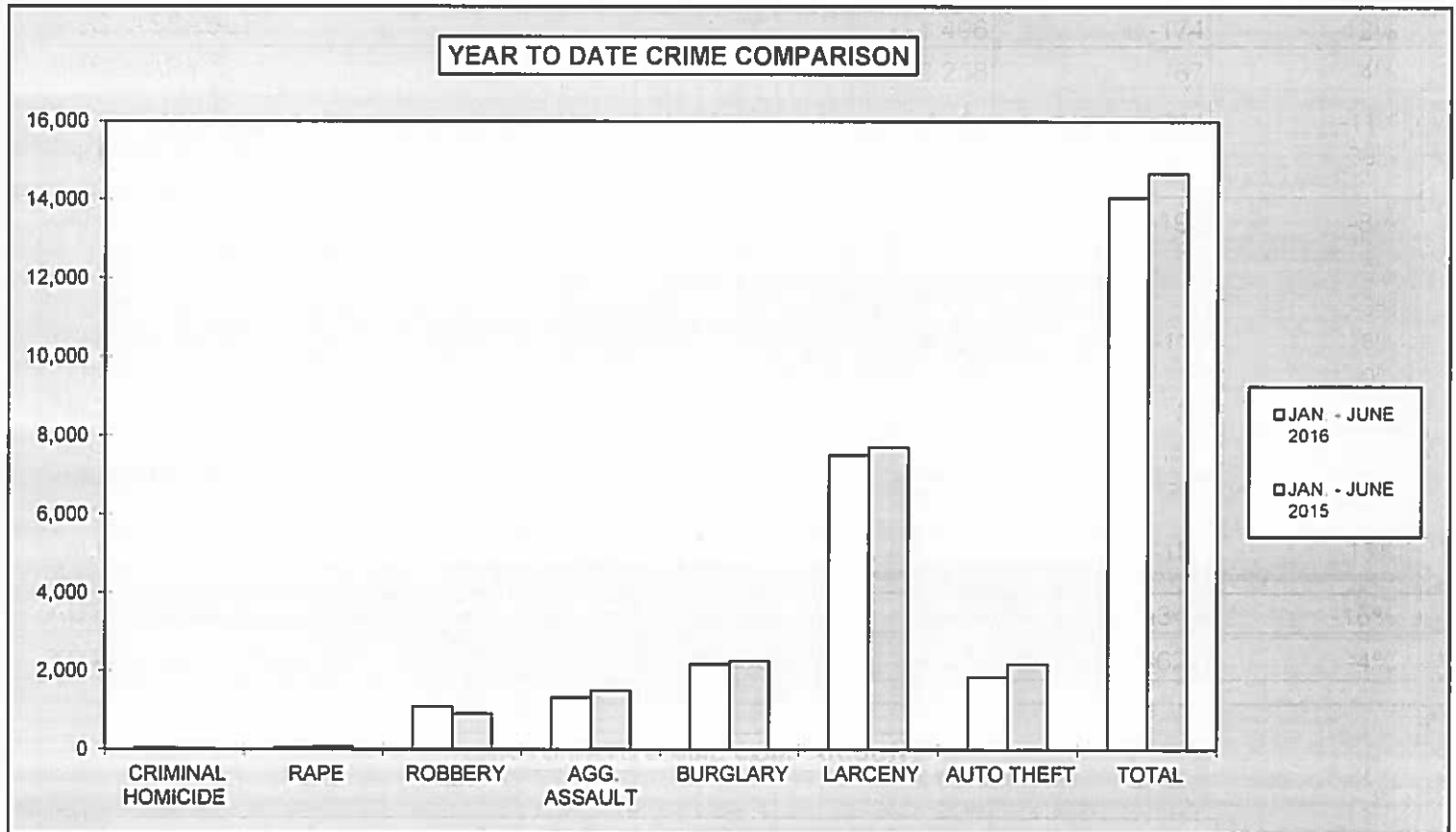
**2016  
MONTHLY CRIME COMPARISON**

| CRIME                        | JUNE 2016    | JUNE 2015    | # DIFFERENCE | % DIFFERENCE |
|------------------------------|--------------|--------------|--------------|--------------|
| CRIMINAL HOMICIDE            | 16           | 6            | 10           | 167%         |
| RAPE                         | 16           | 17           | -1           | -6%          |
| ROBBERY                      | 151          | 141          | 10           | 7%           |
| AGG. ASSAULT                 | 282          | 280          | 2            | 1%           |
| BURGLARY                     | 368          | 389          | -21          | -5%          |
| RESIDENCE                    | 277          | 322          | -45          | -14%         |
| NON-RESIDENCE                | 91           | 67           | 24           | 36%          |
| LARCENY                      | 1,320        | 1,499        | -179         | -12%         |
| POCKETPICKING                | 5            | 7            | -2           | -29%         |
| PURSE SNATCHING              | 20           | 24           | -4           | -17%         |
| SHOPLIFTING                  | 196          | 208          | -12          | -6%          |
| FROM MOTOR VEHICLES          | 644          | 782          | -138         | -18%         |
| MOTOR VEH. PARTS/ACCESSORIES | 87           | 91           | -4           | -4%          |
| BICYCLES                     | 35           | 43           | -8           | -19%         |
| FROM BUILDINGS               | 159          | 141          | 18           | 13%          |
| FROM COIN OPERATED MACHINES  | 5            | 3            | 2            | 67%          |
| ALL OTHER                    | 169          | 200          | -31          | -16%         |
| AUTO THEFT                   | 282          | 458          | -176         | -38%         |
| <b>TOTAL</b>                 | <b>2,435</b> | <b>2,790</b> | <b>-355</b>  | <b>-13%</b>  |



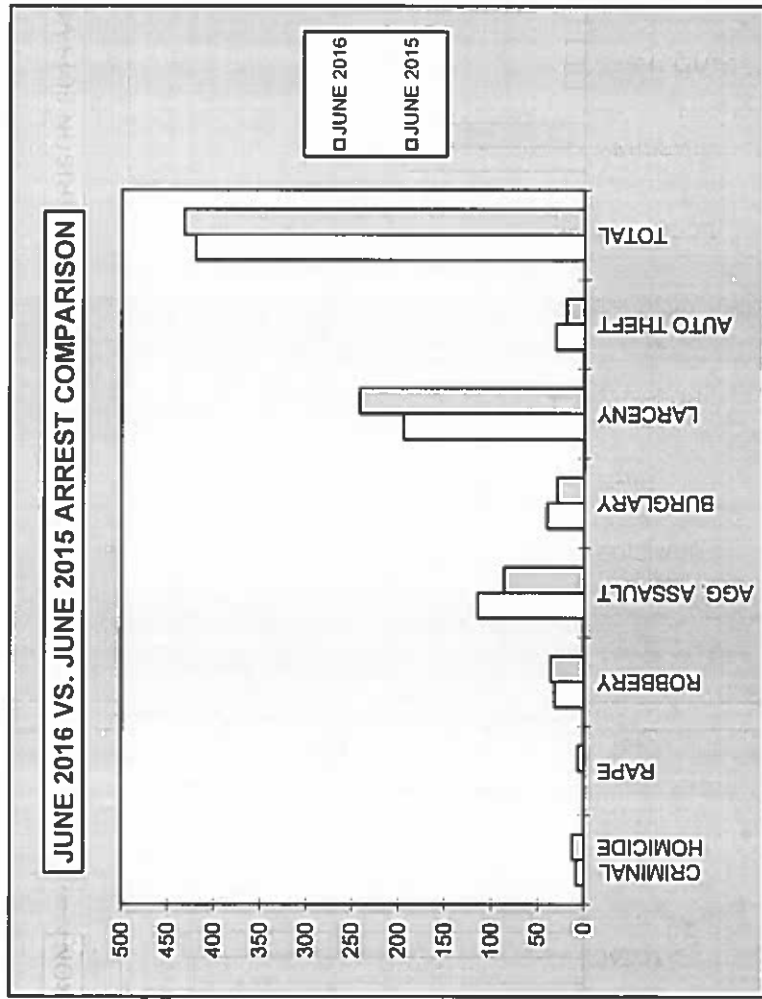
**2016  
YEAR TO DATE CRIME COMPARISON**

| <b>FIRST 6 MONTHS</b>        |                 |                 |              |              |
|------------------------------|-----------------|-----------------|--------------|--------------|
| CRIME                        | JAN - JUNE 2016 | JAN - JUNE 2015 | # DIFFERENCE | % DIFFERENCE |
| CRIMINAL HOMICIDE            | 57              | 45              | 12           | 27%          |
| RAPE                         | 60              | 83              | -23          | -28%         |
| ROBBERY                      | 1,092           | 905             | 187          | 21%          |
| AGG. ASSAULT                 | 1,322           | 1,496           | -174         | -12%         |
| BURGLARY                     | 2,171           | 2,258           | -87          | -4%          |
| RESIDENCE                    | 1,687           | 1,901           | -214         | -11%         |
| NON-RESIDENCE                | 484             | 357             | 127          | 36%          |
| LARCENY                      | 7,507           | 7,703           | -196         | -3%          |
| POCKETPICKING                | 37              | 34              | 3            | 9%           |
| PURSE SNATCHING              | 127             | 131             | -4           | -3%          |
| SHOPLIFTING                  | 1,272           | 1,382           | -110         | -8%          |
| FROM MOTOR VEHICLES          | 3,849           | 3,859           | -10          | 0%           |
| MOTOR VEH. PARTS/ACCESSORIES | 502             | 480             | 22           | 5%           |
| BICYCLES                     | 160             | 114             | 46           | 40%          |
| FROM BUILDINGS               | 673             | 689             | -16          | -2%          |
| FROM COIN OPERATED MACHINES  | 17              | 12              | 5            | 42%          |
| ALL OTHER                    | 870             | 1,002           | -132         | -13%         |
| AUTO THEFT                   | 1,844           | 2,184           | -340         | -16%         |
| <b>TOTAL</b>                 | <b>14,053</b>   | <b>14,674</b>   | <b>-621</b>  | <b>-4%</b>   |

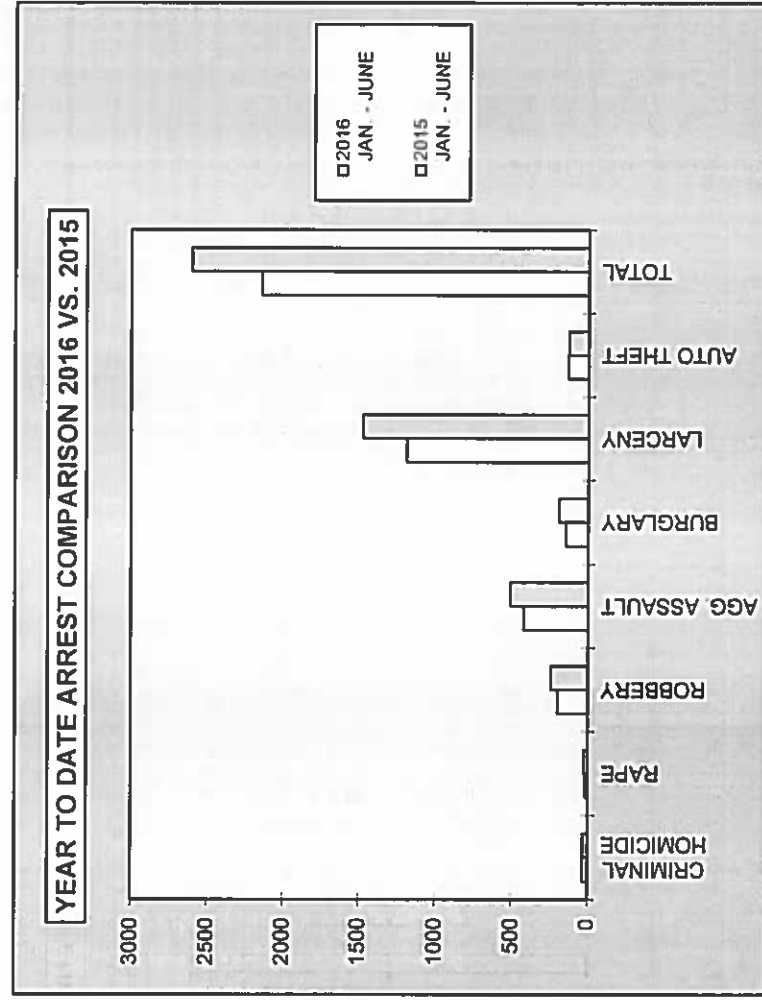


2016  
ARREST COMPARISON

| JUNE ARREST COMPARISON |            |            |              |              |  |
|------------------------|------------|------------|--------------|--------------|--|
| CRIME                  | JUNE 2016  | JUNE 2015  | # DIFFERENCE | % DIFFERENCE |  |
| CRIMINAL HOMICIDE      | 8          | 13         | -5           | -38%         |  |
| RAPE                   | 0          | 7          | -7           | -100%        |  |
| ROBBERY                | 32         | 36         | -4           | -11%         |  |
| AGG. ASSAULT           | 114        | 86         | 28           | 33%          |  |
| BURGLARY               | 40         | 29         | 11           | 38%          |  |
| LARCENY                | 195        | 242        | -47          | -19%         |  |
| AUTO THEFT             | 31         | 19         | 12           | 63%          |  |
| <b>TOTAL</b>           | <b>420</b> | <b>432</b> | <b>-12</b>   | <b>-3%</b>   |  |

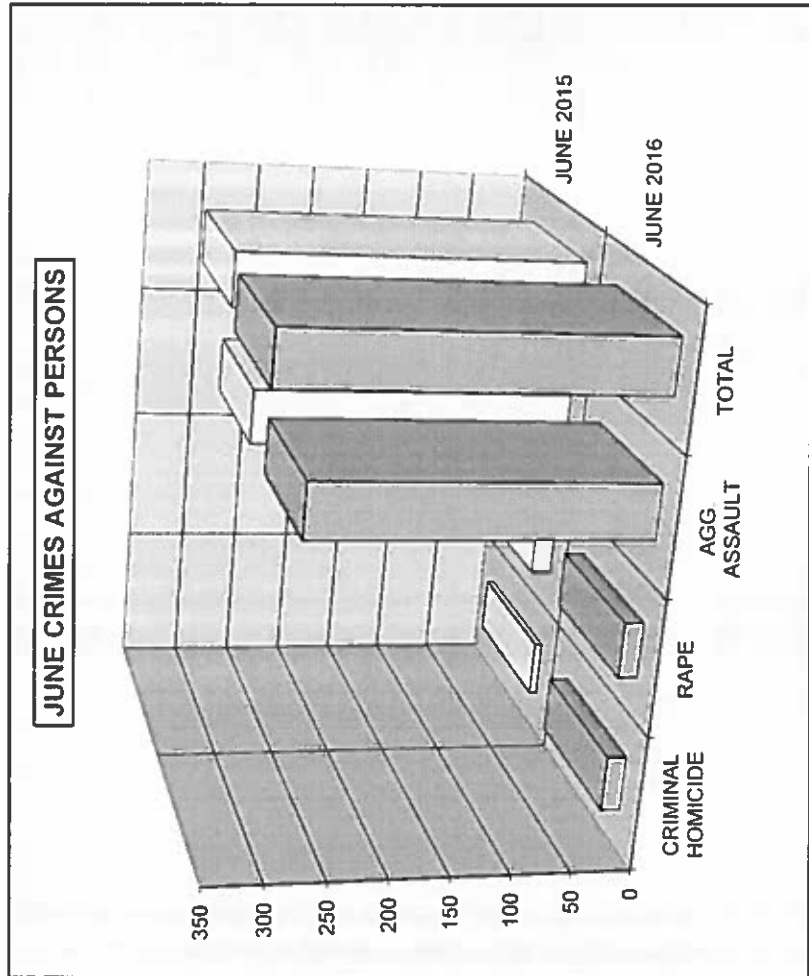


| FIRST 6 MONTHS ARREST COMPARISON |                 |                 |              |              |  |
|----------------------------------|-----------------|-----------------|--------------|--------------|--|
| CRIME                            | 2016 JAN - JUNE | 2015 JAN - JUNE | # DIFFERENCE | % DIFFERENCE |  |
| CRIMINAL HOMICIDE                | 35              | 33              | 2            | 6%           |  |
| RAPE                             | 19              | 26              | -7           | -27%         |  |
| ROBBERY                          | 198             | 242             | -44          | -18%         |  |
| AGG. ASSAULT                     | 422             | 507             | -85          | -17%         |  |
| BURGLARY                         | 146             | 190             | -44          | -23%         |  |
| LARCENY                          | 1,187           | 1,474           | -287         | -19%         |  |
| AUTO THEFT                       | 134             | 128             | 6            | 5%           |  |
| <b>TOTAL</b>                     | <b>2,141</b>    | <b>2,600</b>    | <b>-459</b>  | <b>-18%</b>  |  |




**2016  
CRIME COMPARISON  
CRIMES AGAINST PERSONS**

| JUNE              |            |            |              |              |
|-------------------|------------|------------|--------------|--------------|
| CRIME             | JUNE 2016  | JUNE 2015  | # DIFFERENCE | % DIFFERENCE |
| CRIMINAL HOMICIDE | 16         | 6          | 10           | 167%         |
| RAPE              | 16         | 17         | -1           | -6%          |
| AGG. ASSAULT      | 282        | 280        | 2            | 1%           |
| <b>TOTAL</b>      | <b>314</b> | <b>303</b> | <b>11</b>    | <b>4%</b>    |

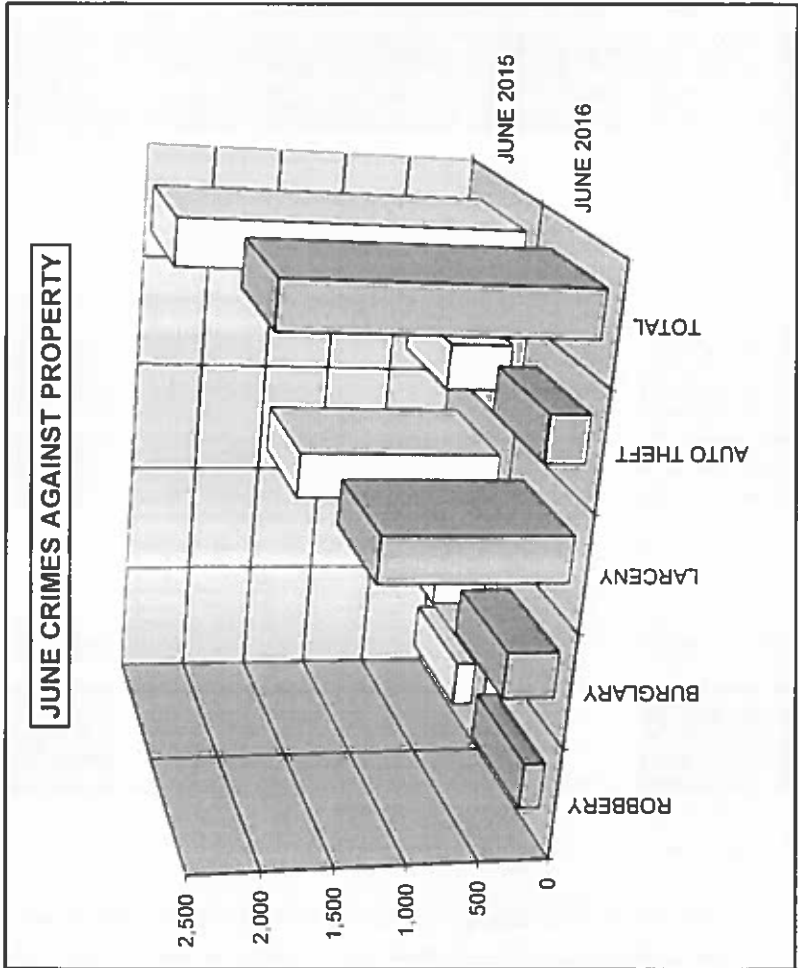


| FIRST 6 MONTHS    |                     |                     |              |              |
|-------------------|---------------------|---------------------|--------------|--------------|
| CRIME             | 2016<br>JAN. - JUNE | 2015<br>JAN. - JUNE | # DIFFERENCE | % DIFFERENCE |
| CRIMINAL HOMICIDE | 57                  | 45                  | 12           | 27%          |
| RAPE              | 60                  | 83                  | -23          | -28%         |
| AGG. ASSAULT      | 1,322               | 1,496               | -174         | -12%         |
| <b>TOTAL</b>      | <b>1,439</b>        | <b>1,624</b>        | <b>-185</b>  | <b>-11%</b>  |

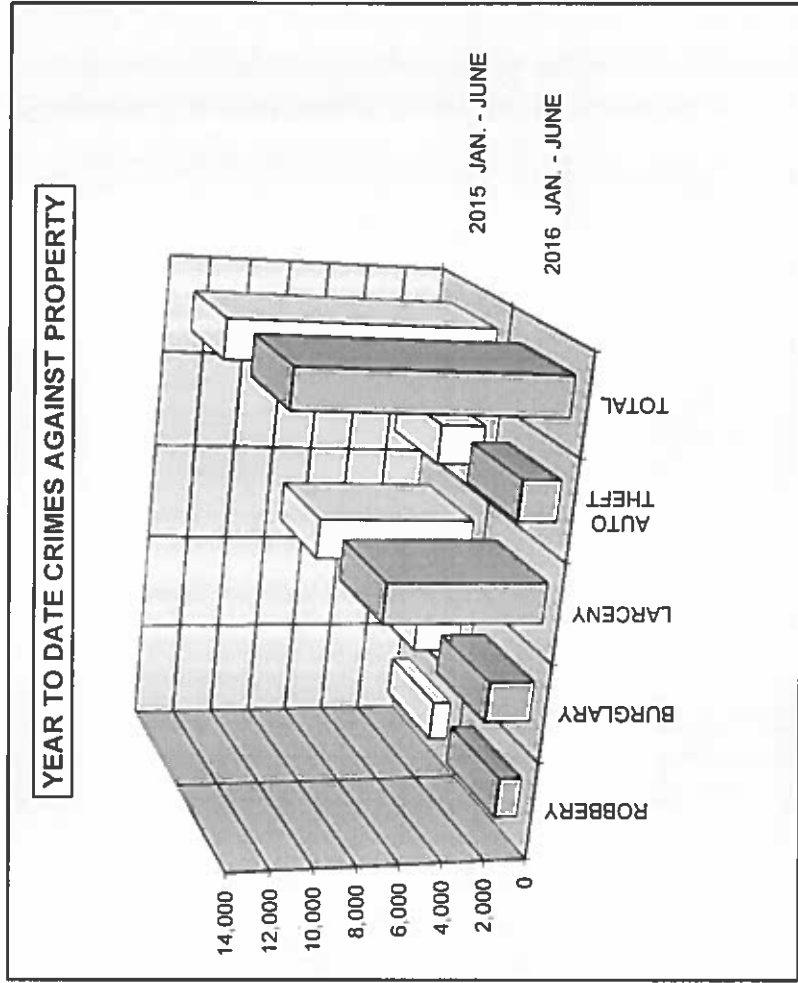


2016  
CRIME COMPARISON  
CRIMES AGAINST PROPERTY

| JUNE         |              |              |              |              |
|--------------|--------------|--------------|--------------|--------------|
| CRIME        | JUNE 2016    | JUNE 2015    | # DIFFERENCE | % DIFFERENCE |
| ROBBERY      | 151          | 141          | 10           | 7%           |
| BURGLARY     | 368          | 389          | -21          | -5%          |
| LARCENY      | 1,320        | 1,499        | -179         | -12%         |
| AUTO THEFT   | 282          | 458          | -176         | -38%         |
| <b>TOTAL</b> | <b>2,121</b> | <b>2,487</b> | <b>-366</b>  | <b>-15%</b>  |



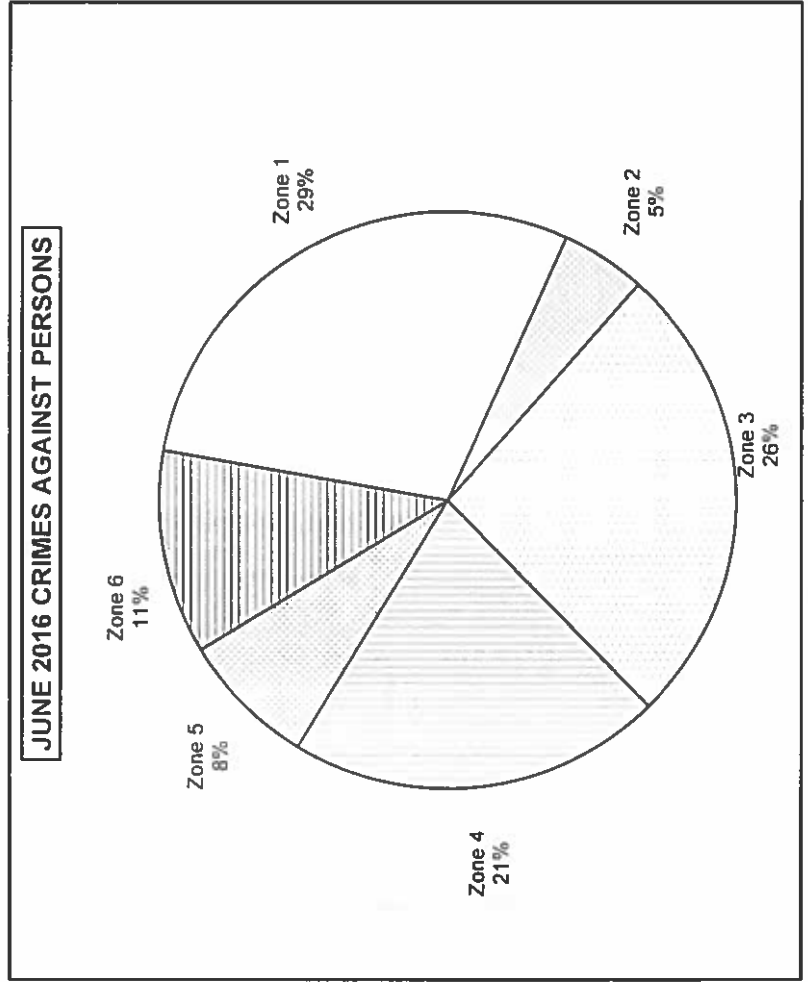
| FIRST 6 MONTHS |                 |                 |              |              |
|----------------|-----------------|-----------------|--------------|--------------|
| CRIME          | 2016 JAN - JUNE | 2015 JAN - JUNE | # DIFFERENCE | % DIFFERENCE |
| ROBBERY        | 1,092           | 905             | 187          | 21%          |
| BURGLARY       | 2,171           | 2,258           | -87          | -4%          |
| LARCENY        | 7,507           | 7,703           | -196         | -3%          |
| AUTO THEFT     | 1,844           | 2,184           | -340         | -16%         |
| <b>TOTAL</b>   | <b>12,614</b>   | <b>13,050</b>   | <b>-436</b>  | <b>-3%</b>   |



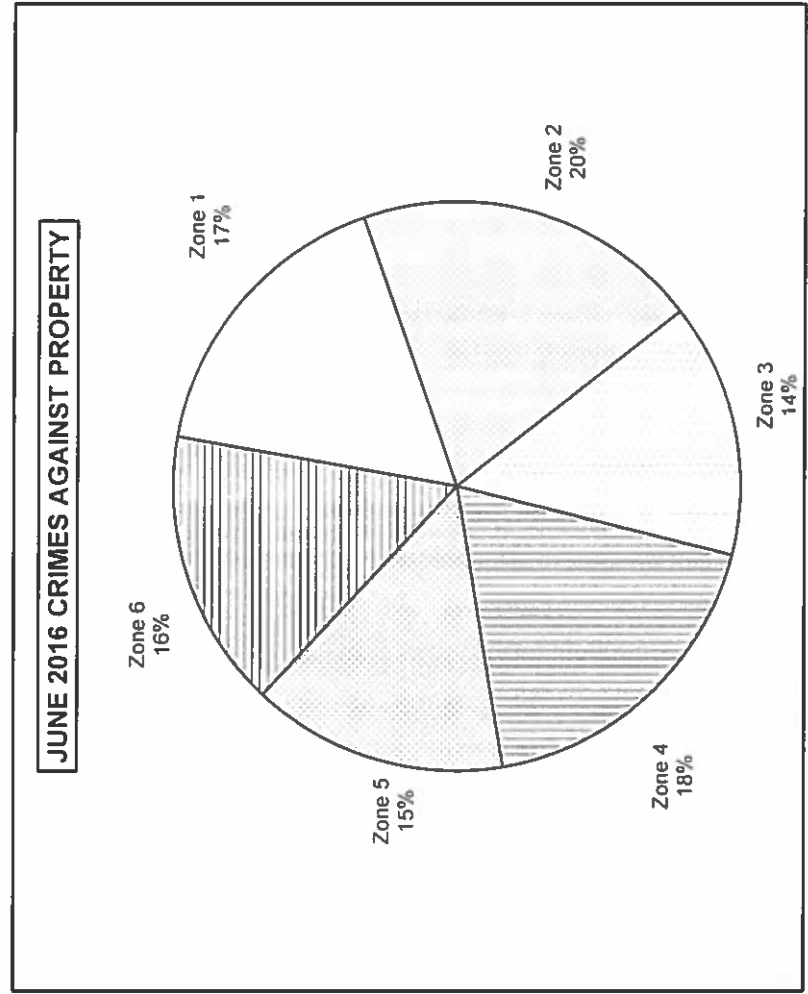


**2016  
AREA BREAKDOWN  
CRIMES AGAINST PERSONS AND PROPERTY**

| JUNE 2016 CRIMES AGAINST PERSONS BY ZONE |           |           |           |           |           |           |
|--|-----------|-----------|-----------|-----------|-----------|-----------|
| CRIME                                    | Zone 1    | Zone 2    | Zone 3    | Zone 4    | Zone 5    | Zone 6    |
| CRIMINAL HOMICIDE                        | 2         | 0         | 10        | 2         | 0         | 2         |
| RAPE                                     | 3         | 3         | 4         | 0         | 7         | -1        |
| AGG. ASSAULT                             | 86        | 12        | 68        | 64        | 17        | 35        |
| <b>TOTAL CRIMES AGAINST PERSONS</b>      | <b>91</b> | <b>15</b> | <b>82</b> | <b>66</b> | <b>24</b> | <b>36</b> |

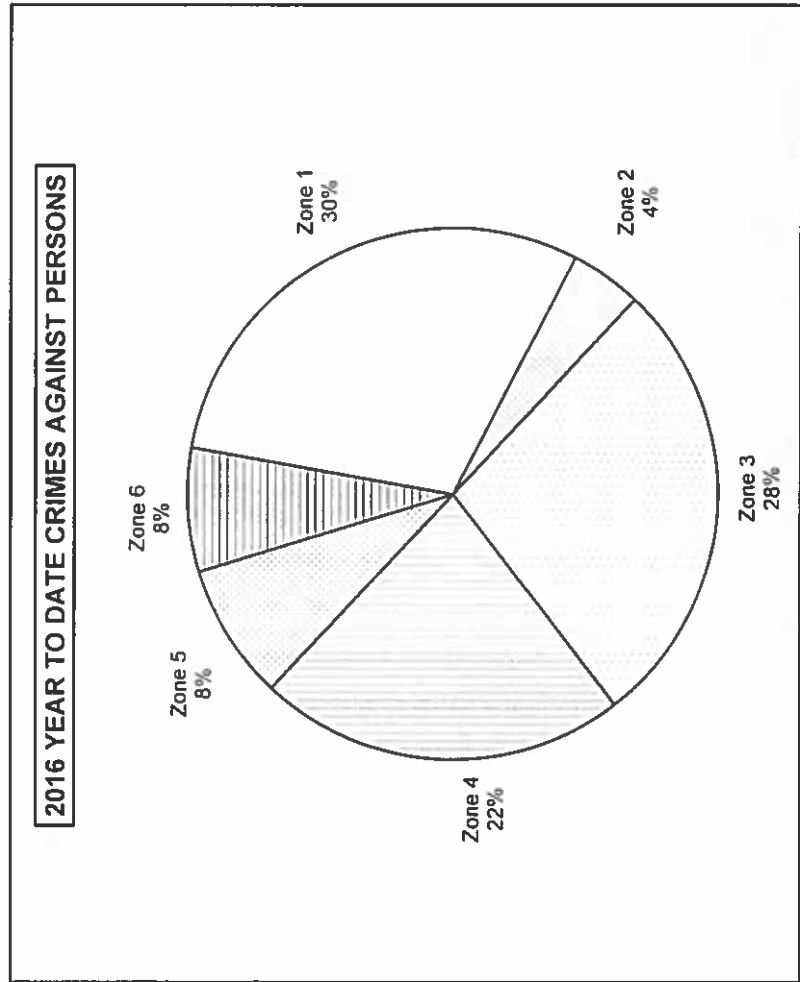


| JUNE 2016 CRIMES AGAINST PROPERTY BY ZONE |            |            |            |            |            |            |
|---|------------|------------|------------|------------|------------|------------|
| CRIME                                     | Zone 1     | Zone 2     | Zone 3     | Zone 4     | Zone 5     | Zone 6     |
| ROBBERY                                   | 26         | 27         | 35         | 34         | 15         | 14         |
| BURGLARY                                  | 75         | 61         | 55         | 84         | 27         | 66         |
| LARCENY                                   | 203        | 309        | 144        | 206        | 235        | 223        |
| AUTO THEFT                                | 54         | 23         | 71         | 69         | 32         | 33         |
| <b>TOTAL CRIMES AGAINST PROPERTY</b>      | <b>358</b> | <b>420</b> | <b>305</b> | <b>393</b> | <b>309</b> | <b>336</b> |

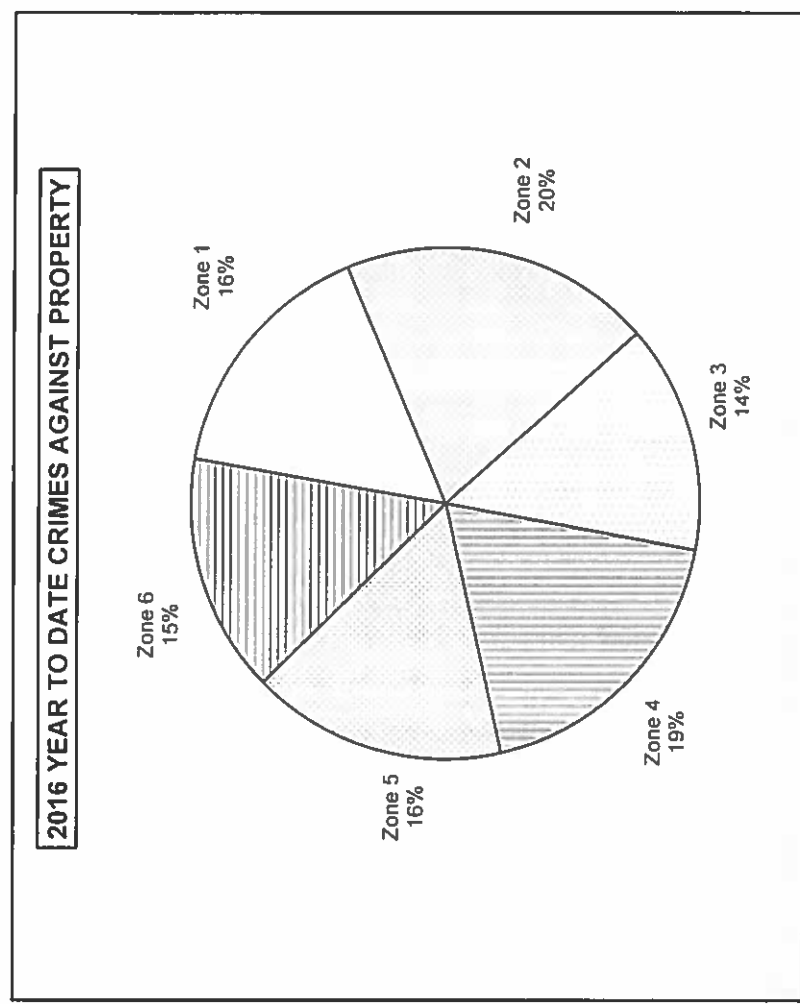


**2016  
YEAR TO DATE AREA BREAKDOWN  
CRIMES AGAINST PERSONS AND PROPERTY**

| FIRST 6 MONTHS 2016 CRIMES AGAINST PERSONS BY ZONE |            |           |            |            |            |            |
|--|------------|-----------|------------|------------|------------|------------|
| CRIME  | Zone 1     | Zone 2    | Zone 3     | Zone 4     | Zone 5     | Zone 6     |
| CRIMINAL HOMICIDE                                  | 17         | 0         | 23         | 10         | 3          | 4          |
| RAPE   | 13         | 12        | 11         | 4          | 15         | 5          |
| AGG. ASSAULT                                       | 399        | 51        | 363        | 308        | 102        | 99         |
| <b>TOTAL CRIMES AGAINST PERSONS</b>                | <b>429</b> | <b>63</b> | <b>397</b> | <b>322</b> | <b>120</b> | <b>108</b> |

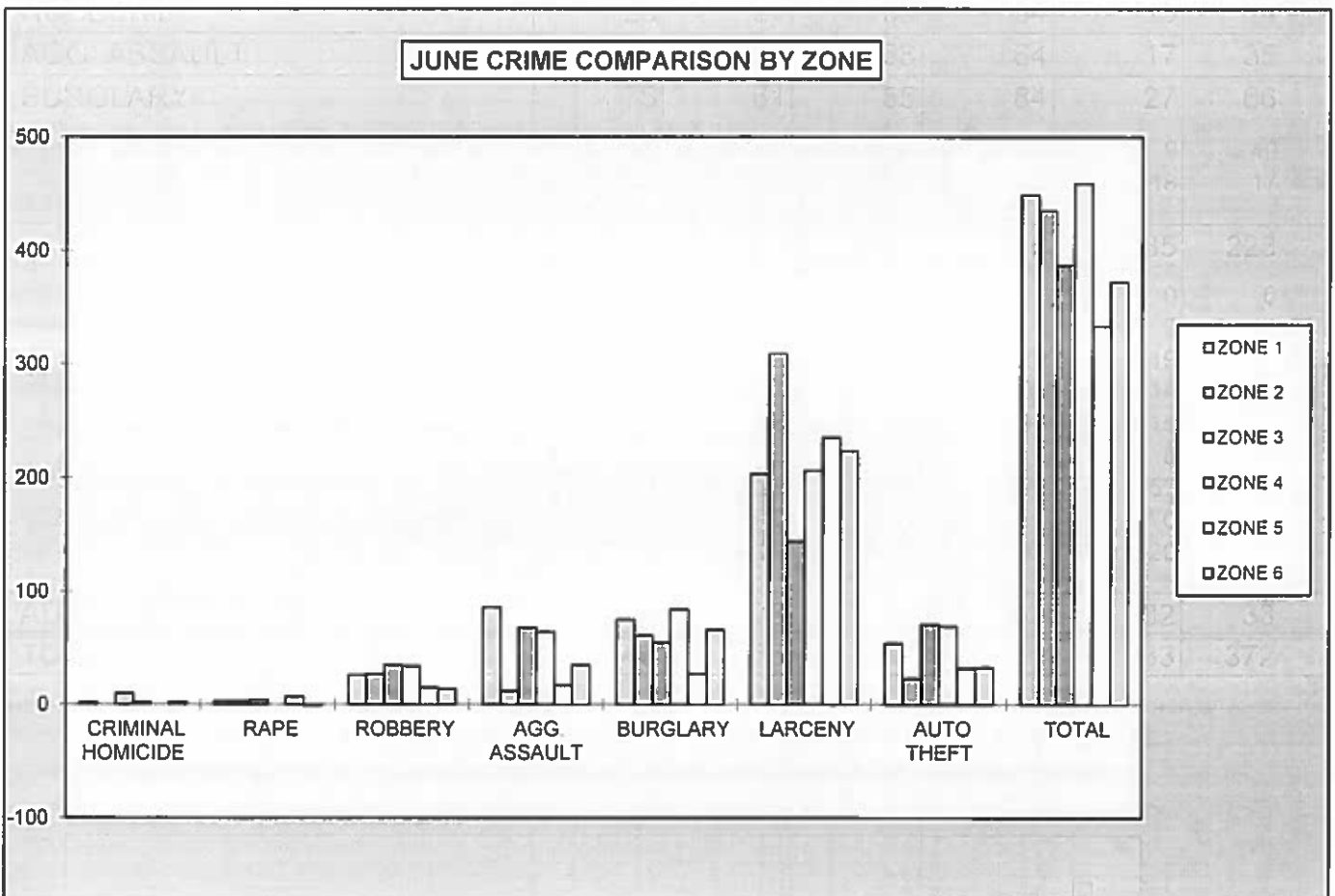


| FIRST 6 MONTHS 2016 CRIMES AGAINST PROPERTY BY ZONE |              |              |              |              |              |              |
|---|--------------|--------------|--------------|--------------|--------------|--------------|
| CRIME   | Zone 1       | Zone 2       | Zone 3       | Zone 4       | Zone 5       | Zone 6       |
| ROBBERY   | 215          | 128          | 248          | 202          | 147          | 152          |
| BURGLARY  | 439          | 320          | 385          | 516          | 169          | 342          |
| LARCENY   | 976          | 1,817        | 788          | 1,182        | 1,536        | 1,208        |
| AUTO THEFT  | 378          | 225          | 405          | 441          | 185          | 210          |
| <b>TOTAL CRIMES AGAINST PROPERTY</b>                | <b>2,008</b> | <b>2,490</b> | <b>1,826</b> | <b>2,341</b> | <b>2,037</b> | <b>1,912</b> |



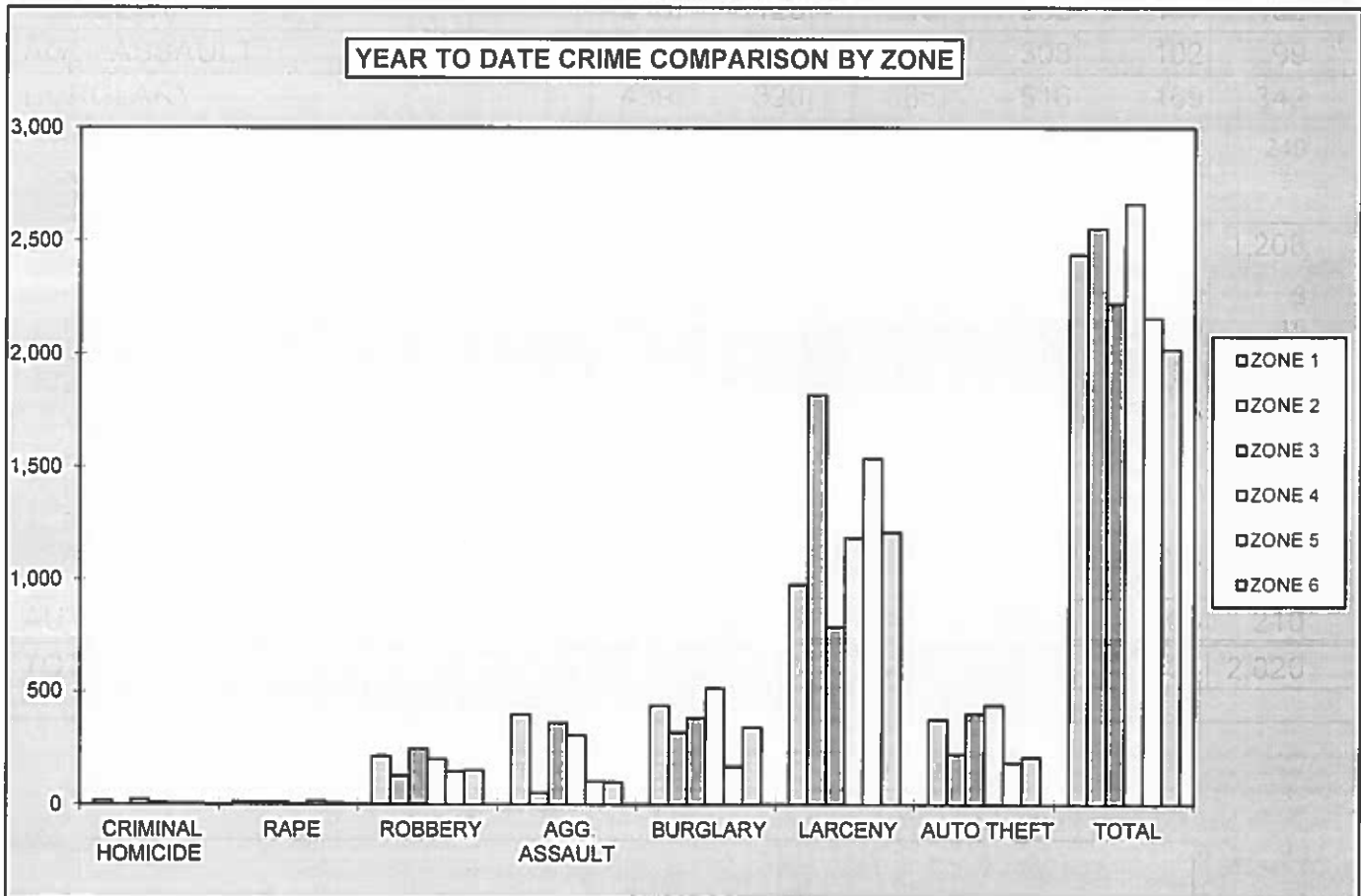
**2016  
AREA BREAKDOWN**

| <b>JUNE CRIME COMPARISON BY ZONE</b> |               |               |               |               |               |               |
|--------------------------------------|---------------|---------------|---------------|---------------|---------------|---------------|
| <b>CRIME</b>                         | <b>ZONE 1</b> | <b>ZONE 2</b> | <b>ZONE 3</b> | <b>ZONE 4</b> | <b>ZONE 5</b> | <b>ZONE 6</b> |
| CRIMINAL HOMICIDE                    | 2             | 0             | 10            | 2             | 0             | 2             |
| RAPE                                 | 3             | 3             | 4             | 0             | 7             | -1            |
| ROBBERY                              | 26            | 27            | 35            | 34            | 15            | 14            |
| AGG. ASSAULT                         | 86            | 12            | 68            | 64            | 17            | 35            |
| BURGLARY                             | 75            | 61            | 55            | 84            | 27            | 66            |
| RESIDENCE                            | 64            | 41            | 43            | 71            | 9             | 49            |
| NON-RESIDENCE                        | 11            | 20            | 12            | 13            | 18            | 17            |
| LARCENY                              | 203           | 309           | 144           | 206           | 235           | 223           |
| POCKETPICKING                        | 1             | 3             | 0             | 1             | 0             | 0             |
| PURSE SNATCHING                      | 7             | 2             | 2             | 5             | 2             | 2             |
| SHOPLIFTING                          | 29            | 62            | 14            | 29            | 19            | 43            |
| FROM MOTOR VEHICLES                  | 92            | 167           | 67            | 104           | 114           | 100           |
| MOTOR VEH. PARTS/ACCESSORIES         | 22            | 13            | 13            | 13            | 15            | 11            |
| BICYCLES                             | 1             | 5             | 1             | 0             | 8             | 20            |
| FROM BUILDINGS                       | 20            | 28            | 13            | 22            | 57            | 19            |
| FROM COIN OPERATED MACHINES          | 2             | 0             | 1             | 1             | 0             | 1             |
| ALL OTHER                            | 29            | 29            | 33            | 31            | 20            | 27            |
| AUTO THEFT                           | 54            | 23            | 71            | 69            | 32            | 33            |
| <b>TOTAL</b>                         | <b>449</b>    | <b>435</b>    | <b>387</b>    | <b>459</b>    | <b>333</b>    | <b>372</b>    |



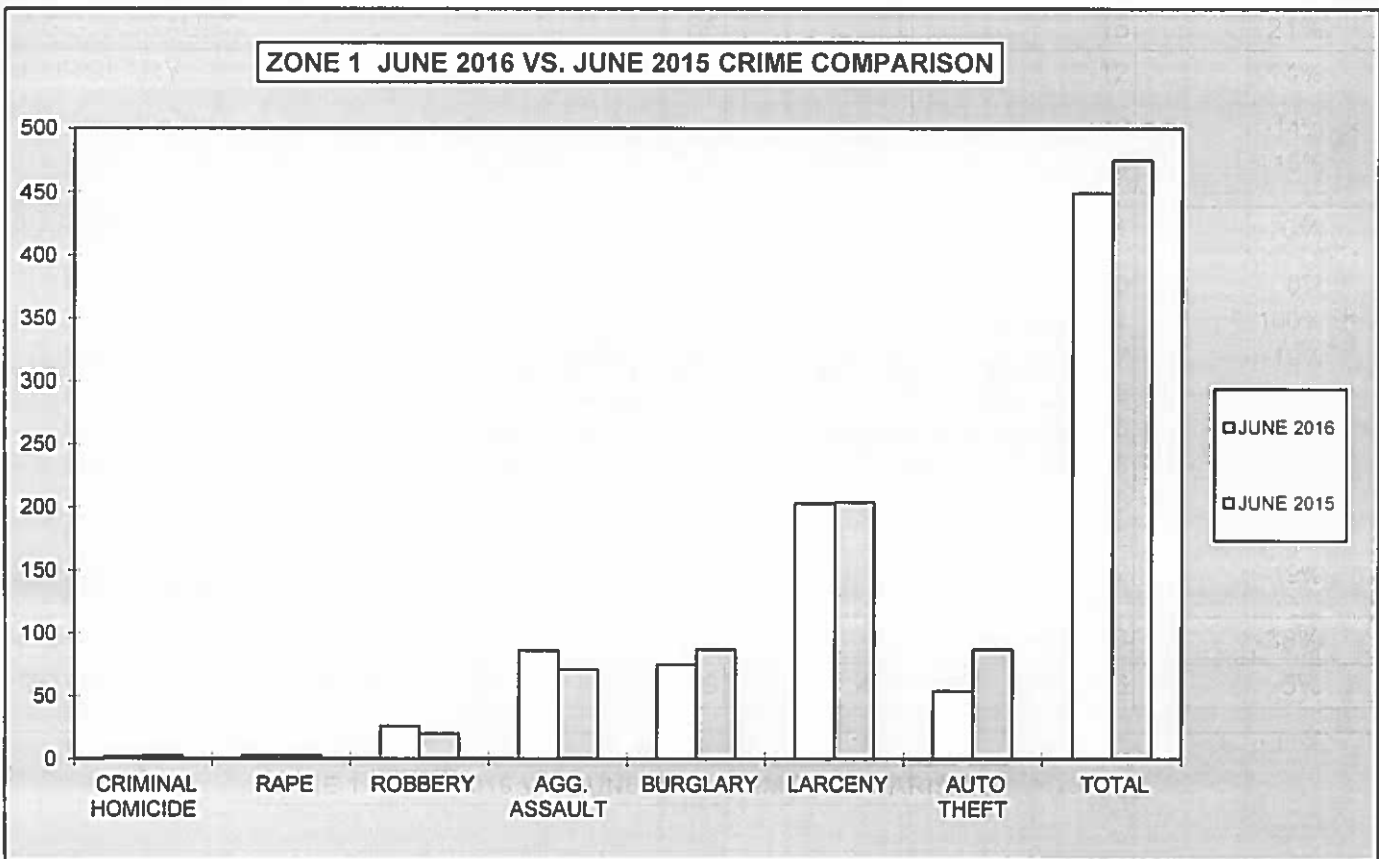
**2016  
YEAR TO DATE AREA BREAKDOWN**

| <b>FIRST 6 MONTHS CRIME COMPARISON BY ZONE</b> |               |               |               |               |               |               |
|--|---------------|---------------|---------------|---------------|---------------|---------------|
| <b>CRIME</b>                                   | <b>ZONE 1</b> | <b>ZONE 2</b> | <b>ZONE 3</b> | <b>ZONE 4</b> | <b>ZONE 5</b> | <b>ZONE 6</b> |
| CRIMINAL HOMICIDE                              | 17            | 0             | 23            | 10            | 3             | 4             |
| RAPE   | 13            | 12            | 11            | 4             | 15            | 5             |
| ROBBERY  | 215           | 128           | 248           | 202           | 147           | 152           |
| AGG. ASSAULT                                   | 399           | 51            | 363           | 308           | 102           | 99            |
| BURGLARY                                       | 439           | 320           | 385           | 516           | 169           | 342           |
| RESIDENCE                                      | 401           | 196           | 319           | 440           | 82            | 249           |
| NON-RESIDENCE                                  | 38            | 124           | 66            | 76            | 87            | 93            |
| LARCENY  | 976           | 1,817         | 788           | 1,182         | 1,536         | 1,208         |
| POCKETPICKING                                  | 5             | 7             | 2             | 11            | 9             | 3             |
| PURSE SNATCHING                                | 24            | 12            | 18            | 29            | 29            | 15            |
| SHOPLIFTING                                    | 172           | 472           | 97            | 167           | 148           | 216           |
| FROM MOTOR VEHICLES                            | 441           | 914           | 362           | 613           | 882           | 637           |
| MOTOR VEH. PARTS/ACCESSORIES                   | 102           | 73            | 100           | 82            | 84            | 61            |
| BICYCLES                                       | 5             | 16            | 7             | 8             | 55            | 69            |
| FROM BUILDINGS                                 | 75            | 156           | 60            | 98            | 202           | 82            |
| FROM COIN OPERATED MACHINES                    | 3             | 0             | 7             | 4             | 1             | 2             |
| ALL OTHER                                      | 149           | 167           | 135           | 170           | 126           | 123           |
| AUTO THEFT                                     | 378           | 225           | 405           | 441           | 185           | 210           |
| <b>TOTAL</b>                                   | <b>2,437</b>  | <b>2,553</b>  | <b>2,223</b>  | <b>2,663</b>  | <b>2,157</b>  | <b>2,020</b>  |



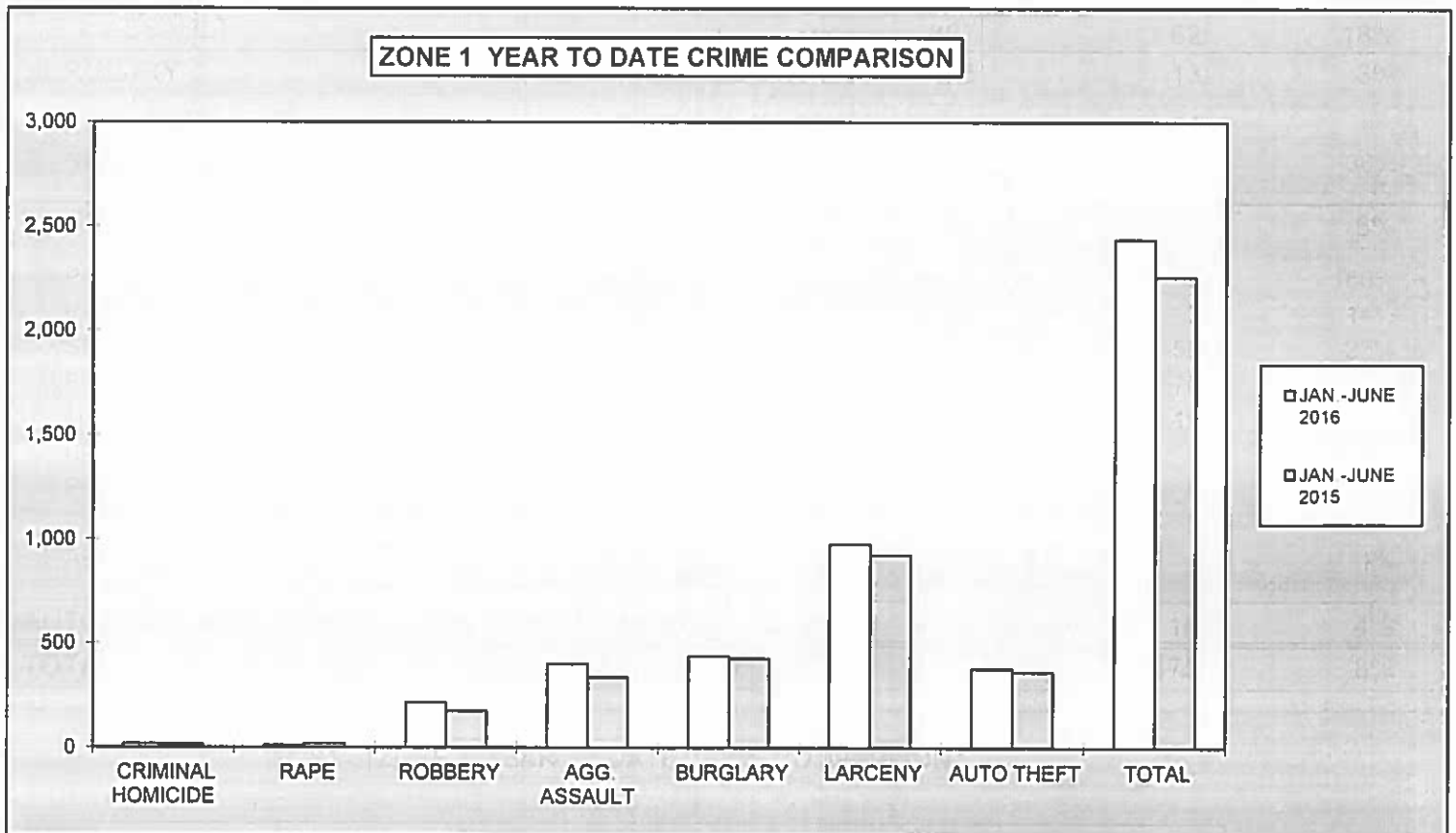
**2016  
MONTHLY CRIME COMPARISON**

| <b>ZONE 1</b>                |                  |                  |                     |                     |
|------------------------------|------------------|------------------|---------------------|---------------------|
| <b>CRIME</b>                 | <b>JUNE 2016</b> | <b>JUNE 2015</b> | <b># DIFFERENCE</b> | <b>% DIFFERENCE</b> |
| CRIMINAL HOMICIDE            | 2                | 3                | -1                  | -33%                |
| RAPE                         | 3                | 3                | 0                   | 0%                  |
| ROBBERY                      | 26               | 20               | 6                   | 30%                 |
| AGG. ASSAULT                 | 86               | 71               | 15                  | 21%                 |
| BURGLARY                     | 75               | 87               | -12                 | -14%                |
| RESIDENCE                    | 64               | 74               | -10                 | -14%                |
| NON-RESIDENCE                | 11               | 13               | -2                  | -15%                |
| LARCENY                      | 203              | 204              | -1                  | 0%                  |
| POCKETPICKING                | 1                | 1                | 0                   | 0%                  |
| PURSE SNATCHING              | 7                | 0                | 7                   | 100%                |
| SHOPLIFTING                  | 29               | 36               | -7                  | -19%                |
| FROM MOTOR VEHICLES          | 92               | 97               | -5                  | -5%                 |
| MOTOR VEH. PARTS/ACCESSORIES | 22               | 16               | 6                   | 38%                 |
| BICYCLES                     | 1                | 4                | -3                  | -75%                |
| FROM BUILDINGS               | 20               | 14               | 6                   | 43%                 |
| FROM COIN OPERATED MACHINES  | 2                | 0                | 2                   | 100%                |
| ALL OTHER                    | 29               | 36               | -7                  | -19%                |
| AUTO THEFT                   | 54               | 87               | -33                 | -38%                |
| <b>TOTAL</b>                 | <b>449</b>       | <b>475</b>       | <b>-26</b>          | <b>-5%</b>          |



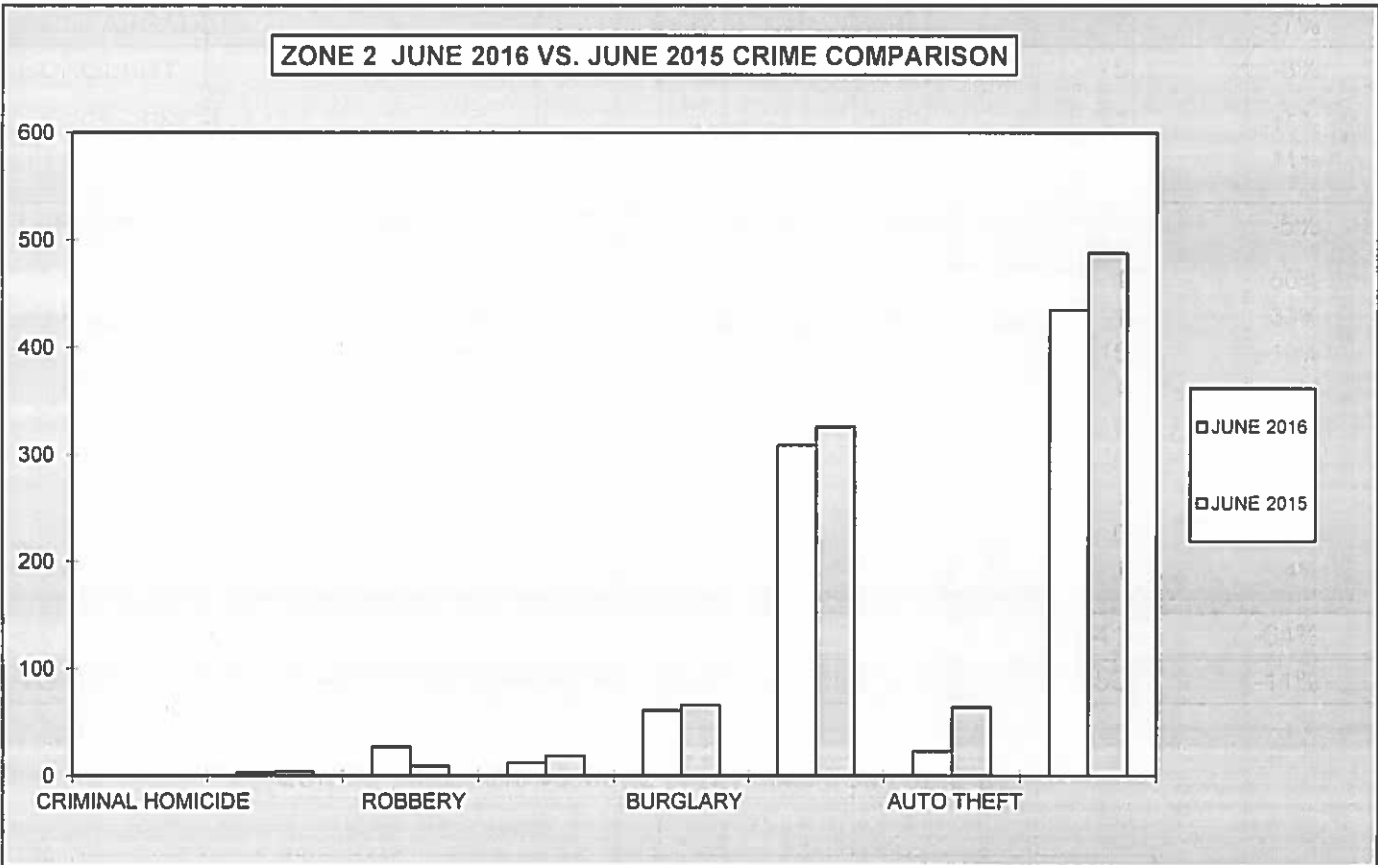
**2016  
YEAR TO DATE CRIME COMPARISON**

| <b>ZONE 1</b>                |                       |                       |                     |                     |
|------------------------------|-----------------------|-----------------------|---------------------|---------------------|
| <b>CRIME</b>                 | <b>JAN -JUNE 2016</b> | <b>JAN -JUNE 2015</b> | <b># DIFFERENCE</b> | <b>% DIFFERENCE</b> |
| CRIMINAL HOMICIDE            | 17                    | 16                    | 1                   | 6%                  |
| RAPE                         | 13                    | 18                    | -5                  | -28%                |
| ROBBERY                      | 215                   | 175                   | 40                  | 23%                 |
| AGG. ASSAULT                 | 399                   | 337                   | 62                  | 18%                 |
| BURGLARY                     | 439                   | 426                   | 13                  | 3%                  |
| RESIDENCE                    | 401                   | 372                   | 29                  | 8%                  |
| NON-RESIDENCE                | 38                    | 54                    | -16                 | -30%                |
| LARCENY                      | 976                   | 924                   | 52                  | 6%                  |
| POCKETPICKING                | 5                     | 2                     | 3                   | 150%                |
| PURSE SNATCHING              | 24                    | 21                    | 3                   | 14%                 |
| SHOPLIFTING                  | 172                   | 222                   | -50                 | -23%                |
| FROM MOTOR VEHICLES          | 441                   | 365                   | 76                  | 21%                 |
| MOTOR VEH. PARTS/ACCESSORIES | 102                   | 83                    | 19                  | 23%                 |
| BICYCLES                     | 5                     | 7                     | -2                  | -29%                |
| FROM BUILDINGS               | 75                    | 75                    | 0                   | 0%                  |
| FROM COIN OPERATED MACHINES  | 3                     | 1                     | 2                   | 200%                |
| ALL OTHER                    | 149                   | 148                   | 1                   | 1%                  |
| AUTO THEFT                   | 378                   | 362                   | 16                  | 4%                  |
| <b>TOTAL</b>                 | <b>2,437</b>          | <b>2,258</b>          | <b>179</b>          | <b>8%</b>           |



**2016  
MONTHLY CRIME COMPARISON**

| <b>ZONE 2</b>                |                  |                  |                     |                     |  |
|------------------------------|------------------|------------------|---------------------|---------------------|--|
| <b>CRIME</b>                 | <b>JUNE 2016</b> | <b>JUNE 2015</b> | <b># DIFFERENCE</b> | <b>% DIFFERENCE</b> |  |
| CRIMINAL HOMICIDE            | 0                | 0                | 0                   | 0%                  |  |
| RAPE                         | 3                | 4                | -1                  | -25%                |  |
| ROBBERY                      | 27               | 9                | 18                  | 200%                |  |
| AGG. ASSAULT                 | 12               | 19               | -7                  | -37%                |  |
| BURGLARY                     | 61               | 66               | -5                  | -8%                 |  |
| RESIDENCE                    | 41               | 48               | -7                  | -15%                |  |
| NON-RESIDENCE                | 20               | 18               | 2                   | 11%                 |  |
| LARCENY                      | 309              | 326              | -17                 | -5%                 |  |
| POCKETPICKING                | 3                | 2                | 1                   | 50%                 |  |
| PURSE SNATCHING              | 2                | 3                | -1                  | -33%                |  |
| SHOPLIFTING                  | 62               | 77               | -15                 | -19%                |  |
| FROM MOTOR VEHICLES          | 167              | 166              | 1                   | 1%                  |  |
| MOTOR VEH. PARTS/ACCESSORIES | 13               | 13               | 0                   | 0%                  |  |
| BICYCLES                     | 5                | 10               | -5                  | -50%                |  |
| FROM BUILDINGS               | 28               | 27               | 1                   | 4%                  |  |
| FROM COIN OPERATED MACHINES  | 0                | 0                | 0                   | 0%                  |  |
| ALL OTHER                    | 29               | 28               | 1                   | 4%                  |  |
| AUTO THEFT                   | 23               | 64               | -41                 | -64%                |  |
| <b>TOTAL</b>                 | <b>435</b>       | <b>488</b>       | <b>-53</b>          | <b>-11%</b>         |  |

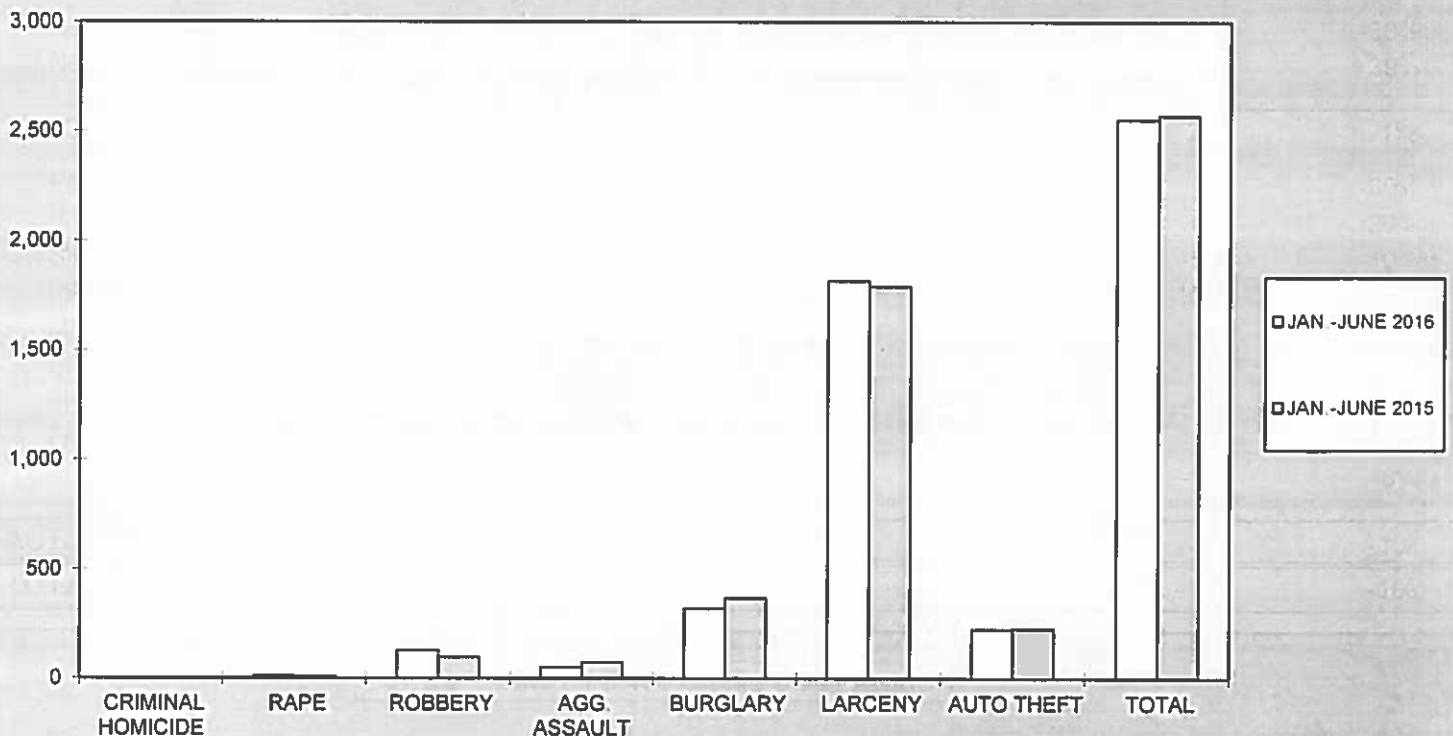


**2016  
YEAR TO DATE CRIME COMPARISON**

**ZONE 2**

| CRIME                        | JAN.-JUNE 2016 | JAN.-JUNE 2015 | # DIFFERENCE | % DIFFERENCE |
|------------------------------|----------------|----------------|--------------|--------------|
| CRIMINAL HOMICIDE            | 0              | 1              | -1           | -100%        |
| RAPE                         | 12             | 11             | 1            | 9%           |
| ROBBERY                      | 128            | 98             | 30           | 31%          |
| AGG. ASSAULT                 | 51             | 73             | -22          | -30%         |
| BURGLARY                     | 320            | 368            | -48          | -13%         |
| RESIDENCE                    | 196            | 279            | -83          | -30%         |
| NON-RESIDENCE                | 124            | 89             | 35           | 39%          |
| LARCENY                      | 1,817          | 1,792          | 25           | 1%           |
| POCKETPICKING                | 7              | 10             | -3           | -30%         |
| PURSE SNATCHING              | 12             | 10             | 2            | 20%          |
| SHOPLIFTING                  | 472            | 525            | -53          | -10%         |
| FROM MOTOR VEHICLES          | 914            | 811            | 103          | 13%          |
| MOTOR VEH. PARTS/ACCESSORIES | 73             | 69             | 4            | 6%           |
| BICYCLES                     | 16             | 13             | 3            | 23%          |
| FROM BUILDINGS               | 156            | 171            | -15          | -9%          |
| FROM COIN OPERATED MACHINES  | 0              | 1              | -1           | -100%        |
| ALL OTHER                    | 167            | 182            | -15          | -8%          |
| AUTO THEFT                   | 225            | 228            | -3           | -1%          |
| <b>TOTAL</b>                 | <b>2,553</b>   | <b>2,571</b>   | <b>-18</b>   | <b>-1%</b>   |

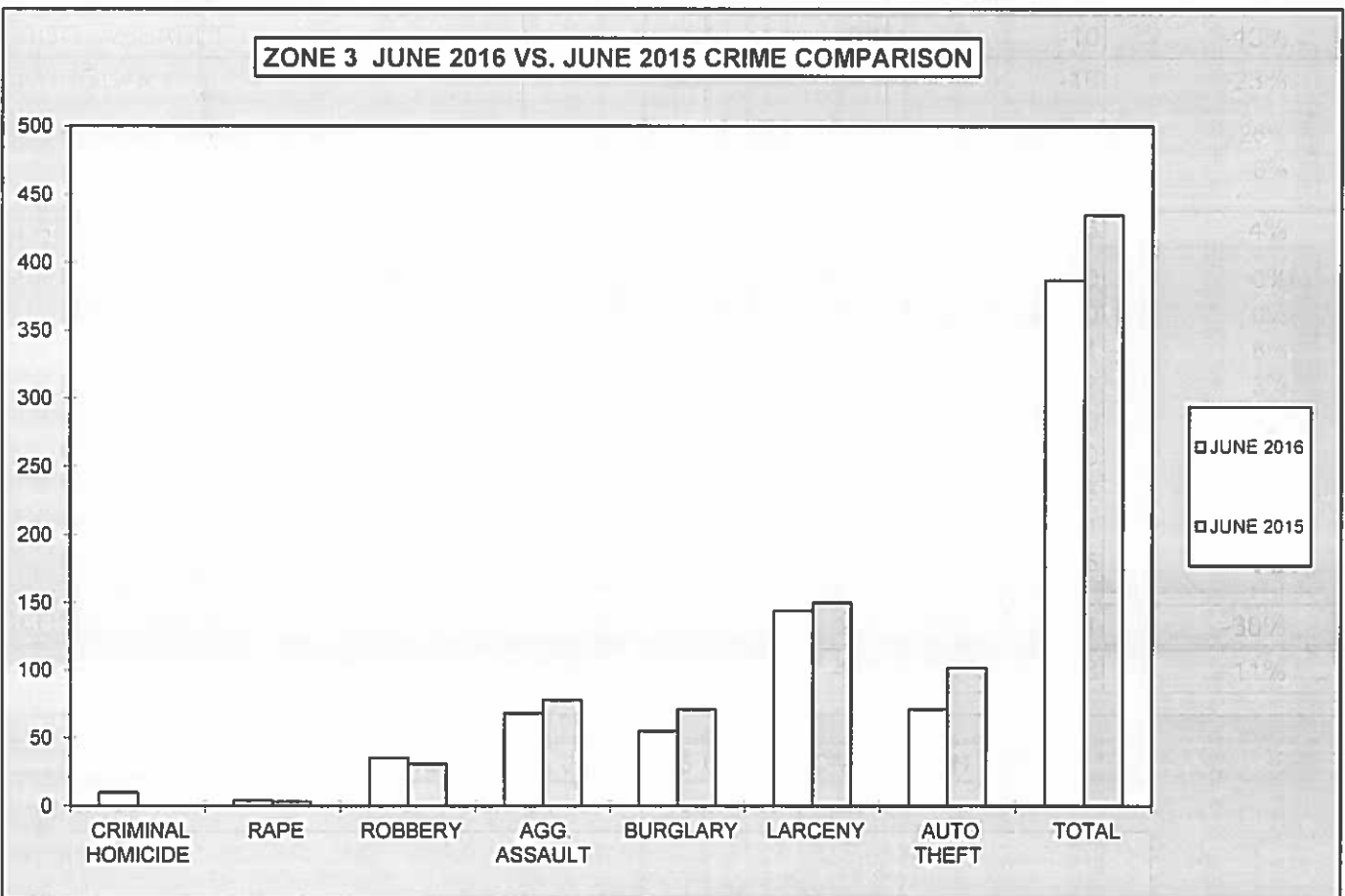
**ZONE 2 YEAR TO DATE CRIME COMPARISON**





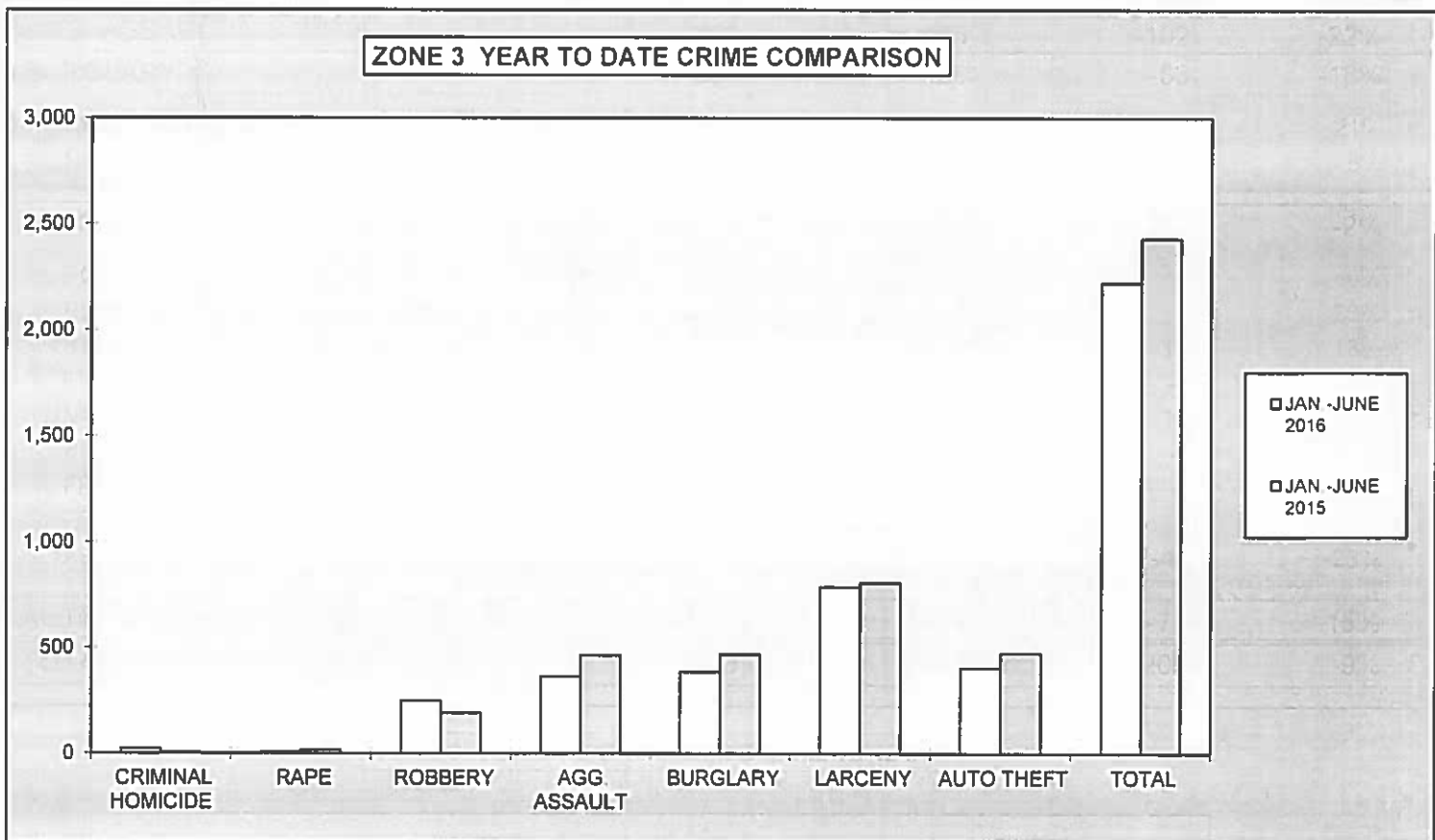
**2016  
MONTHLY CRIME COMPARISON**

| <b>ZONE 3</b>                |                  |                  |                     |                     |
|------------------------------|------------------|------------------|---------------------|---------------------|
| <b>CRIME</b>                 | <b>JUNE 2016</b> | <b>JUNE 2015</b> | <b># DIFFERENCE</b> | <b>% DIFFERENCE</b> |
| CRIMINAL HOMICIDE            | 10               | 0                | 10                  | 100%                |
| RAPE                         | 4                | 3                | 1                   | 33%                 |
| ROBBERY                      | 35               | 31               | 4                   | 13%                 |
| AGG. ASSAULT                 | 68               | 78               | -10                 | -13%                |
| BURGLARY                     | 55               | 71               | -16                 | -23%                |
| RESIDENCE                    | 43               | 58               | -15                 | -26%                |
| NON-RESIDENCE                | 12               | 13               | -1                  | -8%                 |
| LARCENY                      | 144              | 150              | -6                  | -4%                 |
| POCKETPICKING                | 0                | 0                | 0                   | 0%                  |
| PURSE SNATCHING              | 2                | 2                | 0                   | 0%                  |
| SHOPLIFTING                  | 14               | 13               | 1                   | 8%                  |
| FROM MOTOR VEHICLES          | 67               | 65               | 2                   | 3%                  |
| MOTOR VEH. PARTS/ACCESSORIES | 13               | 13               | 0                   | 0%                  |
| BICYCLES                     | 1                | 1                | 0                   | 0%                  |
| FROM BUILDINGS               | 13               | 18               | -5                  | -28%                |
| FROM COIN OPERATED MACHINES  | 1                | 0                | 1                   | 100%                |
| ALL OTHER                    | 33               | 38               | -5                  | -13%                |
| AUTO THEFT                   | 71               | 102              | -31                 | -30%                |
| <b>TOTAL</b>                 | <b>387</b>       | <b>435</b>       | <b>-48</b>          | <b>-11%</b>         |



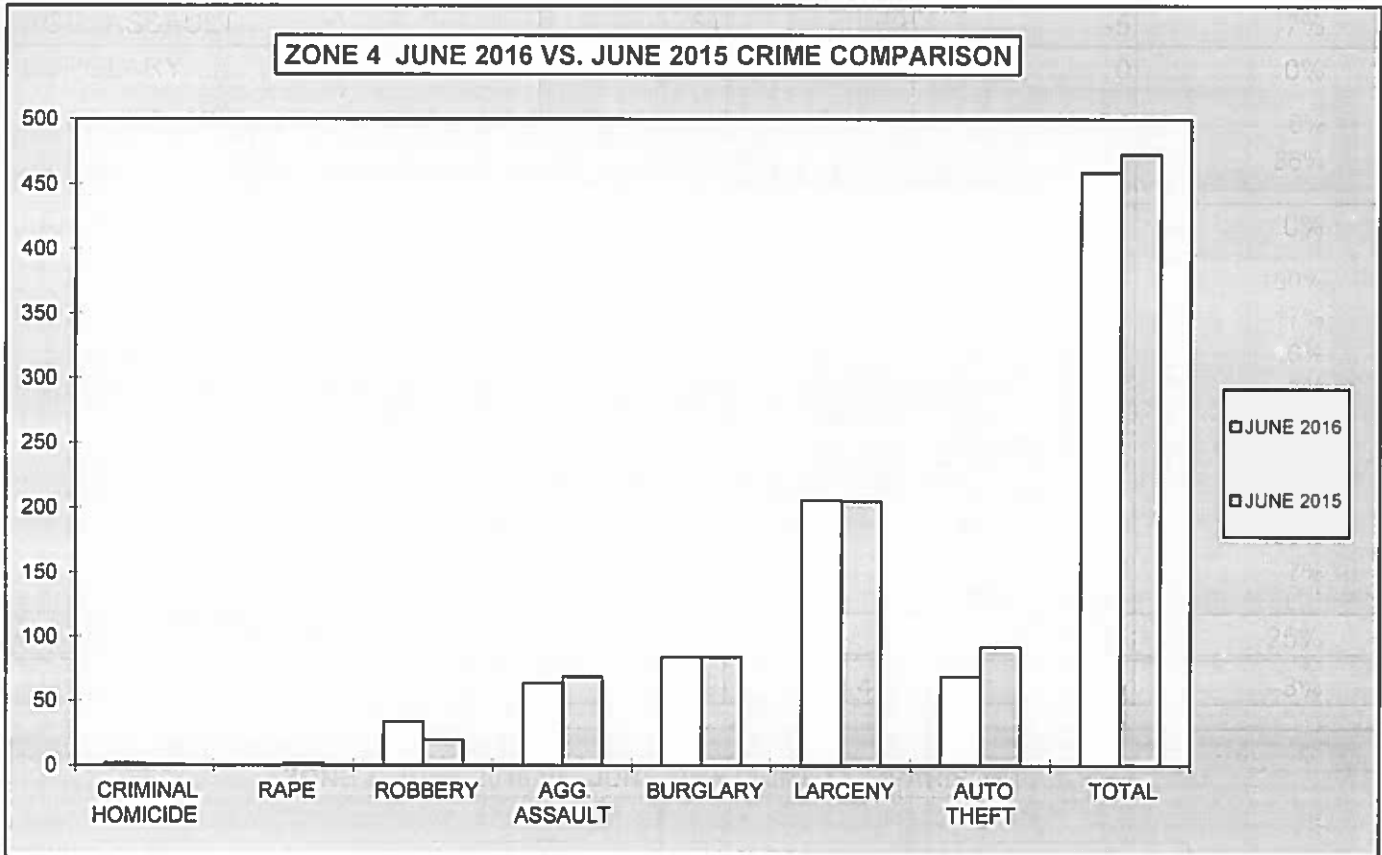
**2016  
YEAR TO DATE CRIME COMPARISON**

| <b>ZONE 3</b>                |                       |                       |                     |                     |
|------------------------------|-----------------------|-----------------------|---------------------|---------------------|
| <b>CRIME</b>                 | <b>JAN.-JUNE 2016</b> | <b>JAN.-JUNE 2015</b> | <b># DIFFERENCE</b> | <b>% DIFFERENCE</b> |
| CRIMINAL HOMICIDE            | 23                    | 9                     | 14                  | 156%                |
| RAPE                         | 11                    | 16                    | -5                  | -31%                |
| ROBBERY                      | 248                   | 191                   | 57                  | 30%                 |
| AGG. ASSAULT                 | 363                   | 465                   | -102                | -22%                |
| BURGLARY                     | 385                   | 468                   | -83                 | -18%                |
| RESIDENCE                    | 319                   | 405                   | -86                 | -21%                |
| NON-RESIDENCE                | 66                    | 63                    | 3                   | 5%                  |
| LARCENY                      | 788                   | 807                   | -19                 | -2%                 |
| POCKETPICKING                | 2                     | 2                     | 0                   | 0%                  |
| PURSE SNATCHING              | 18                    | 15                    | 3                   | 20%                 |
| SHOPLIFTING                  | 97                    | 86                    | 11                  | 13%                 |
| FROM MOTOR VEHICLES          | 362                   | 364                   | -2                  | -1%                 |
| MOTOR VEH. PARTS/ACCESSORIES | 100                   | 87                    | 13                  | 15%                 |
| BICYCLES                     | 7                     | 8                     | -1                  | -13%                |
| FROM BUILDINGS               | 60                    | 64                    | -4                  | -6%                 |
| FROM COIN OPERATED MACHINES  | 7                     | 5                     | 2                   | 40%                 |
| ALL OTHER                    | 135                   | 176                   | -41                 | -23%                |
| AUTO THEFT                   | 405                   | 476                   | -71                 | -15%                |
| <b>TOTAL</b>                 | <b>2,223</b>          | <b>2,432</b>          | <b>-209</b>         | <b>-9%</b>          |



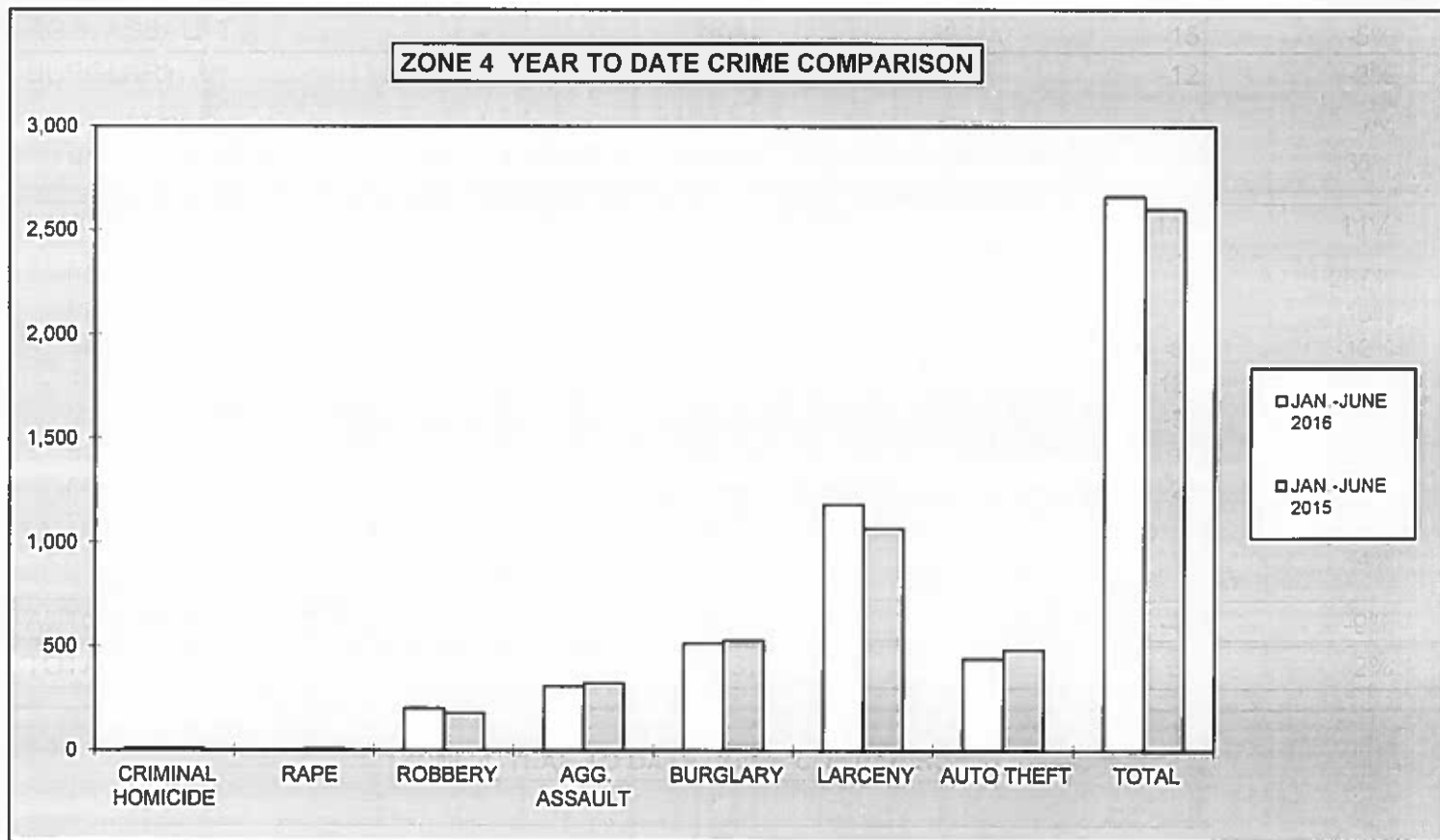
**2016  
MONTHLY CRIME COMPARISON**

| <b>ZONE 4</b>                |                  |                  |                     |                     |
|------------------------------|------------------|------------------|---------------------|---------------------|
| <b>CRIME</b>                 | <b>JUNE 2016</b> | <b>JUNE 2015</b> | <b># DIFFERENCE</b> | <b>% DIFFERENCE</b> |
| CRIMINAL HOMICIDE            | 2                | 1                | 1                   | 100%                |
| RAPE                         | 0                | 2                | -2                  | -100%               |
| ROBBERY                      | 34               | 20               | 14                  | 70%                 |
| AGG. ASSAULT                 | 64               | 69               | -5                  | -7%                 |
| BURGLARY                     | 84               | 84               | 0                   | 0%                  |
| RESIDENCE                    | 71               | 77               | -6                  | -8%                 |
| NON-RESIDENCE                | 13               | 7                | 6                   | 86%                 |
| LARCENY                      | 206              | 205              | 1                   | 0%                  |
| POCKETPICKING                | 1                | 0                | 1                   | 100%                |
| PURSE SNATCHING              | 5                | 6                | -1                  | -17%                |
| SHOPLIFTING                  | 29               | 25               | 4                   | 16%                 |
| FROM MOTOR VEHICLES          | 104              | 97               | 7                   | 7%                  |
| MOTOR VEH. PARTS/ACCESSORIES | 13               | 22               | -9                  | -41%                |
| BICYCLES                     | 0                | 5                | -5                  | -100%               |
| FROM BUILDINGS               | 22               | 21               | 1                   | 5%                  |
| FROM COIN OPERATED MACHINES  | 1                | 0                | 1                   | 100%                |
| ALL OTHER                    | 31               | 29               | 2                   | 7%                  |
| AUTO THEFT                   | 69               | 92               | -23                 | -25%                |
| <b>TOTAL</b>                 | <b>459</b>       | <b>473</b>       | <b>-14</b>          | <b>-3%</b>          |



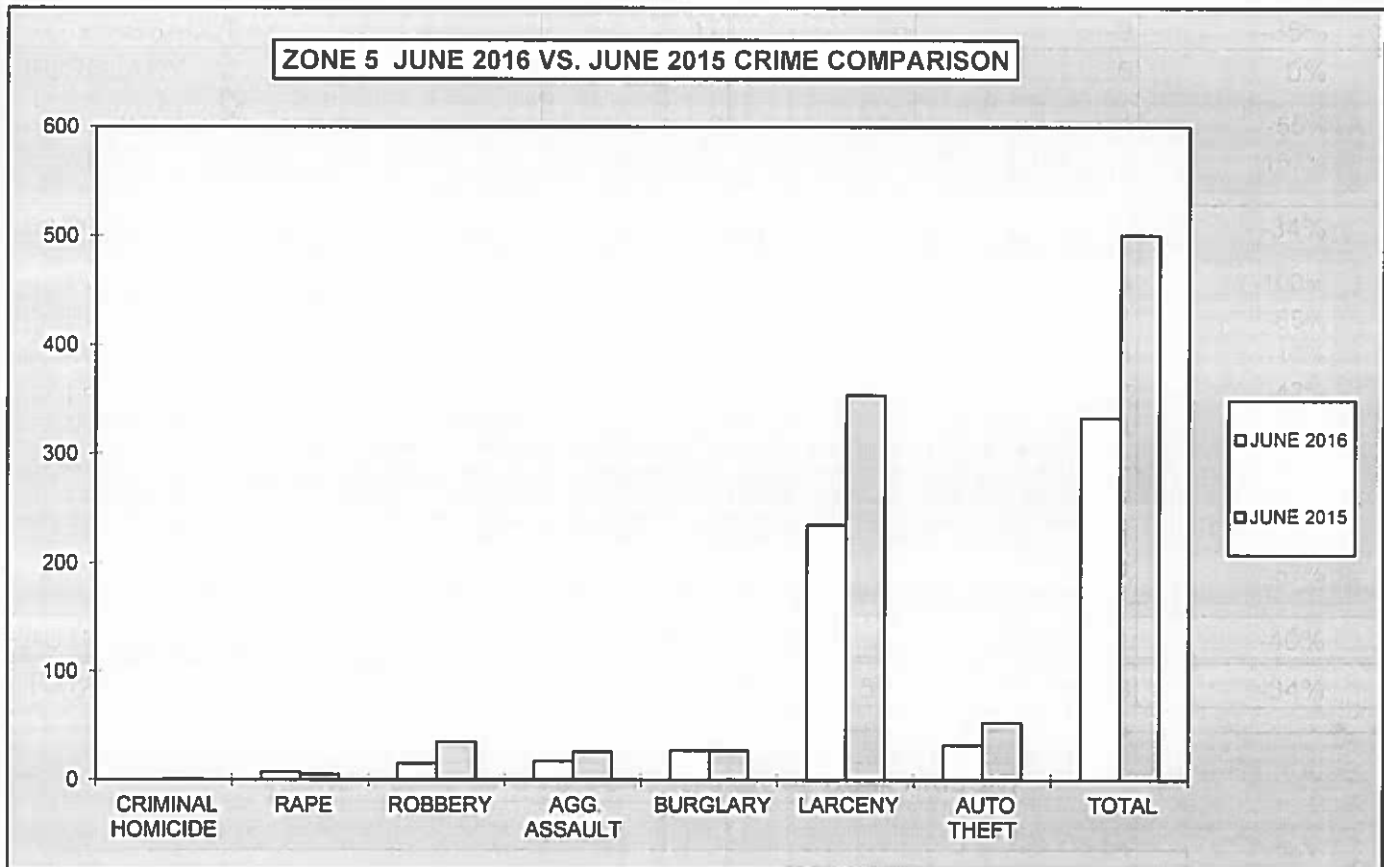
**2016  
YEAR TO DATE CRIME COMPARISON**

| <b>ZONE 4</b>                |                       |                       |                     |                     |
|------------------------------|-----------------------|-----------------------|---------------------|---------------------|
| <b>CRIME</b>                 | <b>JAN.-JUNE 2016</b> | <b>JAN.-JUNE 2015</b> | <b># DIFFERENCE</b> | <b>% DIFFERENCE</b> |
| CRIMINAL HOMICIDE            | 10                    | 10                    | 0                   | 0%                  |
| RAPE                         | 4                     | 8                     | -4                  | -50%                |
| ROBBERY                      | 202                   | 180                   | 22                  | 12%                 |
| AGG. ASSAULT                 | 308                   | 323                   | -15                 | -5%                 |
| BURGLARY                     | 516                   | 528                   | -12                 | -2%                 |
| RESIDENCE                    | 440                   | 472                   | -32                 | -7%                 |
| NON-RESIDENCE                | 76                    | 56                    | 20                  | 36%                 |
| LARCENY                      | 1,182                 | 1,067                 | 115                 | 11%                 |
| POCKETPICKING                | 11                    | 3                     | 8                   | 267%                |
| PURSE SNATCHING              | 29                    | 25                    | 4                   | 16%                 |
| SHOPLIFTING                  | 167                   | 189                   | -22                 | -12%                |
| FROM MOTOR VEHICLES          | 613                   | 475                   | 138                 | 29%                 |
| MOTOR VEH. PARTS/ACCESSORIES | 82                    | 112                   | -30                 | -27%                |
| BICYCLES                     | 8                     | 11                    | -3                  | -27%                |
| FROM BUILDINGS               | 98                    | 74                    | 24                  | 32%                 |
| FROM COIN OPERATED MACHINES  | 4                     | 1                     | 3                   | 300%                |
| ALL OTHER                    | 170                   | 177                   | -7                  | -4%                 |
| AUTO THEFT                   | 441                   | 485                   | -44                 | -9%                 |
| <b>TOTAL</b>                 | <b>2,663</b>          | <b>2,601</b>          | <b>62</b>           | <b>2%</b>           |



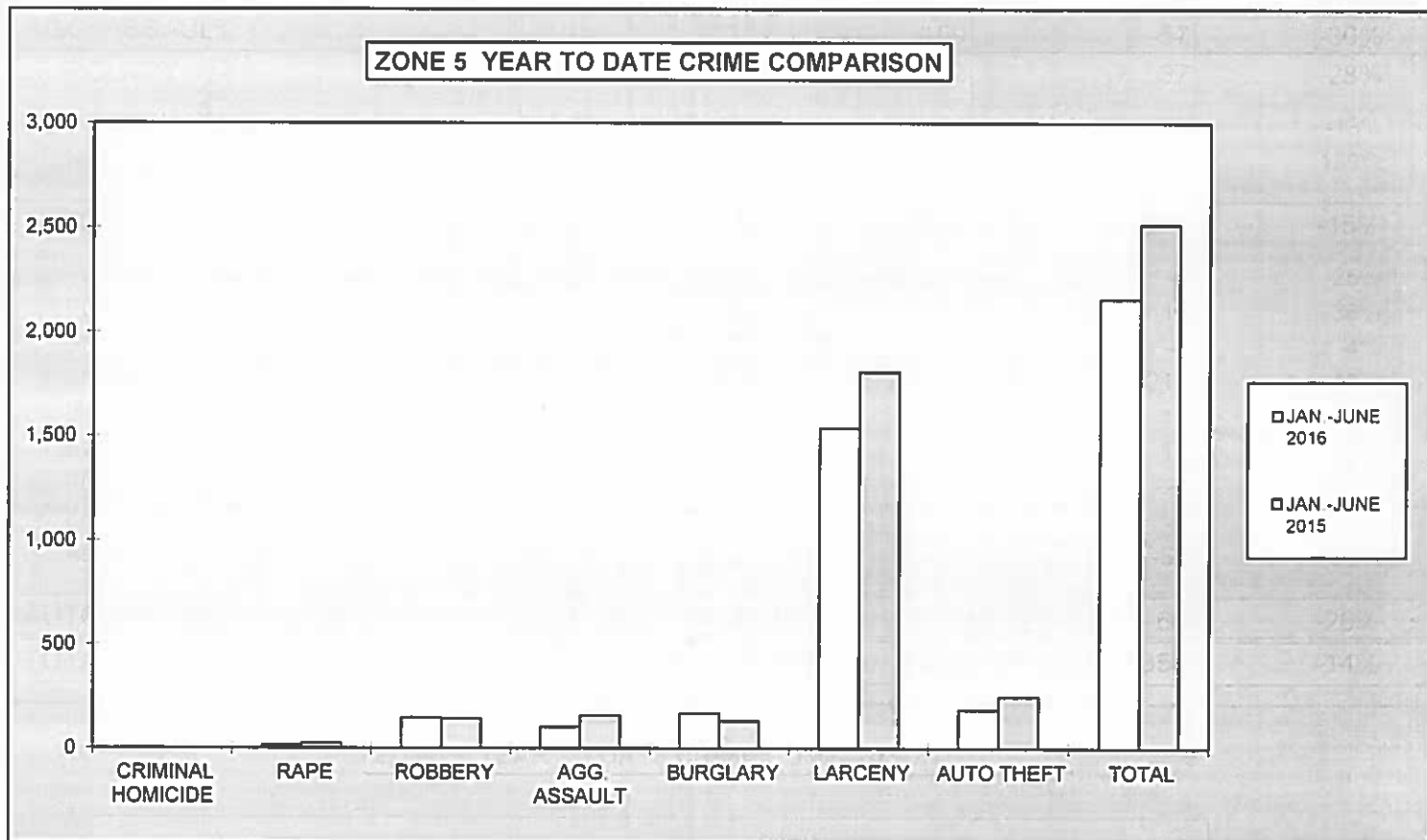
2016  
MONTHLY CRIME COMPARISON

| ZONE 5                       |            |            |              |              |
|------------------------------|------------|------------|--------------|--------------|
| CRIME                        | JUNE 2016  | JUNE 2015  | # DIFFERENCE | % DIFFERENCE |
| CRIMINAL HOMICIDE            | 0          | 1          | -1           | 100%         |
| RAPE                         | 7          | 5          | 2            | 40%          |
| ROBBERY                      | 15         | 35         | -20          | -57%         |
| AGG. ASSAULT                 | 17         | 26         | -9           | -35%         |
| BURGLARY                     | 27         | 27         | 0            | 0%           |
| RESIDENCE                    | 9          | 20         | -11          | -55%         |
| NON-RESIDENCE                | 18         | 7          | 11           | 157%         |
| LARCENY                      | 235        | 354        | -119         | -34%         |
| POCKETPICKING                | 0          | 3          | -3           | -100%        |
| PURSE SNATCHING              | 2          | 13         | -11          | -85%         |
| SHOPLIFTING                  | 19         | 23         | -4           | -17%         |
| FROM MOTOR VEHICLES          | 114        | 196        | -82          | -42%         |
| MOTOR VEH. PARTS/ACCESSORIES | 15         | 19         | -4           | -21%         |
| BICYCLES                     | 8          | 12         | -4           | -33%         |
| FROM BUILDINGS               | 57         | 40         | 17           | 43%          |
| FROM COIN OPERATED MACHINES  | 0          | 1          | -1           | -100%        |
| ALL OTHER                    | 20         | 47         | -27          | -57%         |
| AUTO THEFT                   | 32         | 53         | -21          | -40%         |
| <b>TOTAL</b>                 | <b>333</b> | <b>501</b> | <b>-168</b>  | <b>-34%</b>  |



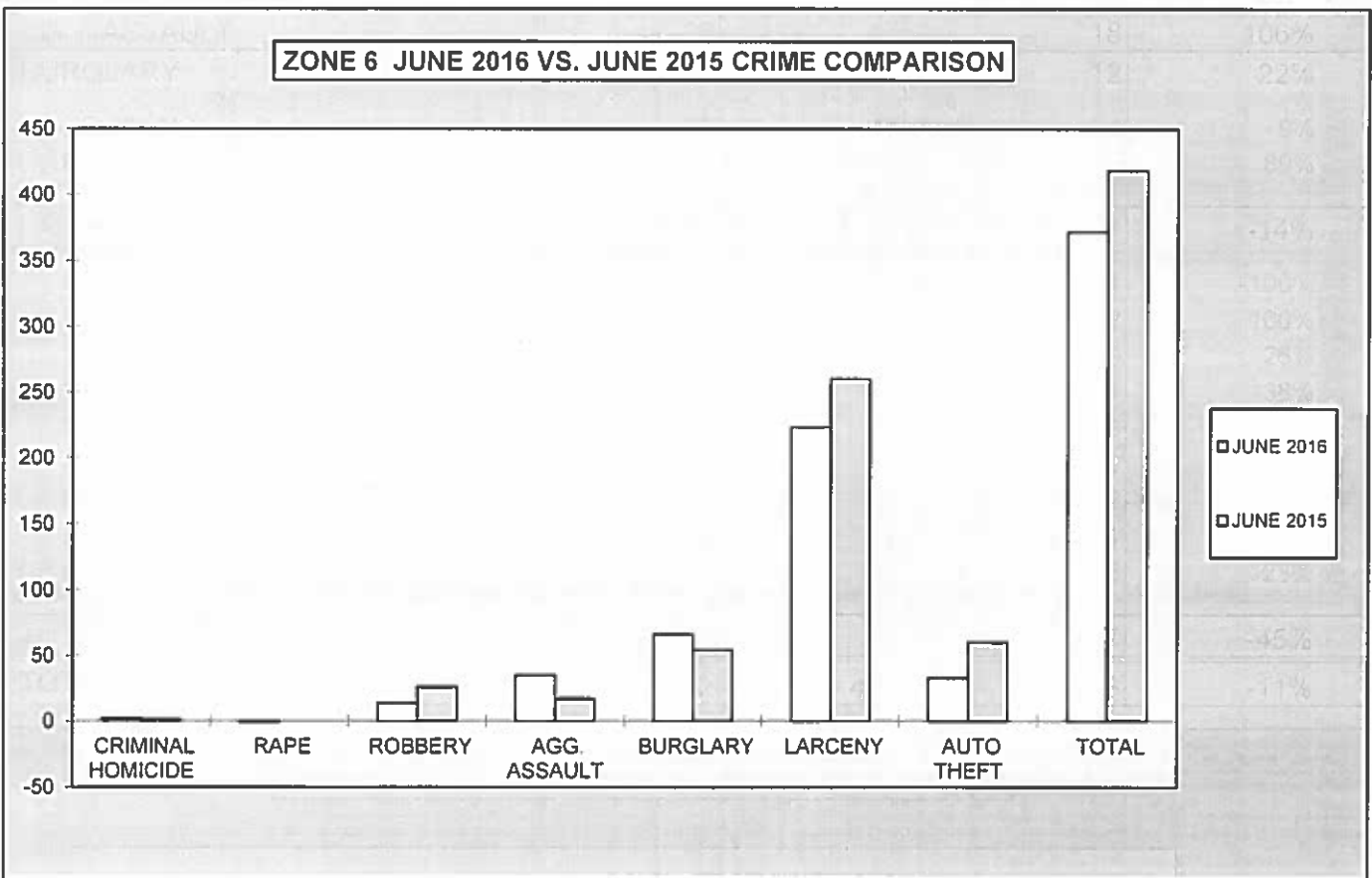
**2016  
YEAR TO DATE CRIME COMPARISON**

| <b>ZONE 5</b>                |                       |                       |                     |                     |
|------------------------------|-----------------------|-----------------------|---------------------|---------------------|
| <b>CRIME</b>                 | <b>JAN.-JUNE 2016</b> | <b>JAN.-JUNE 2015</b> | <b># DIFFERENCE</b> | <b>% DIFFERENCE</b> |
| CRIMINAL HOMICIDE            | 3                     | 2                     | 1                   | 50%                 |
| RAPE                         | 15                    | 23                    | -8                  | -35%                |
| ROBBERY                      | 147                   | 142                   | 5                   | 4%                  |
| AGG. ASSAULT                 | 102                   | 159                   | -57                 | -36%                |
| BURGLARY                     | 169                   | 132                   | 37                  | 28%                 |
| RESIDENCE                    | 82                    | 94                    | -12                 | -13%                |
| NON-RESIDENCE                | 87                    | 38                    | 49                  | 129%                |
| LARCENY                      | 1,536                 | 1,808                 | -272                | -15%                |
| POCKETPICKING                | 9                     | 12                    | -3                  | -25%                |
| PURSE SNATCHING              | 29                    | 45                    | -16                 | -36%                |
| SHOPLIFTING                  | 148                   | 154                   | -6                  | -4%                 |
| FROM MOTOR VEHICLES          | 882                   | 1,094                 | -212                | -19%                |
| MOTOR VEH. PARTS/ACCESSORIES | 84                    | 70                    | 14                  | 20%                 |
| BICYCLES                     | 55                    | 43                    | 12                  | 28%                 |
| FROM BUILDINGS               | 202                   | 206                   | -4                  | -2%                 |
| FROM COIN OPERATED MACHINES  | 1                     | 2                     | -1                  | -50%                |
| ALL OTHER                    | 126                   | 182                   | -56                 | -31%                |
| AUTO THEFT                   | 185                   | 249                   | -64                 | -26%                |
| <b>TOTAL</b>                 | <b>2,157</b>          | <b>2,515</b>          | <b>-358</b>         | <b>-14%</b>         |



**2016  
MONTHLY CRIME COMPARISON**

| <b>ZONE 6</b>                |                  |                  |                     |                     |
|------------------------------|------------------|------------------|---------------------|---------------------|
| <b>CRIME</b>                 | <b>JUNE 2016</b> | <b>JUNE 2015</b> | <b># DIFFERENCE</b> | <b>% DIFFERENCE</b> |
| CRIMINAL HOMICIDE            | 2                | 1                | 1                   | 100%                |
| RAPE                         | -1               | 0                | -1                  | -100%               |
| ROBBERY                      | 14               | 26               | -12                 | -46%                |
| AGG. ASSAULT                 | 35               | 17               | 18                  | 106%                |
| BURGLARY                     | 66               | 54               | 12                  | 22%                 |
| RESIDENCE                    | 49               | 45               | 4                   | 9%                  |
| NON-RESIDENCE                | 17               | 9                | 8                   | 89%                 |
| LARCENY                      | 223              | 260              | -37                 | -14%                |
| POCKETPICKING                | 0                | 1                | -1                  | -100%               |
| PURSE SNATCHING              | 2                | 0                | 2                   | 100%                |
| SHOPLIFTING                  | 43               | 34               | 9                   | 26%                 |
| FROM MOTOR VEHICLES          | 100              | 161              | -61                 | -38%                |
| MOTOR VEH. PARTS/ACCESSORIES | 11               | 8                | 3                   | 38%                 |
| BICYCLES                     | 20               | 11               | 9                   | 82%                 |
| FROM BUILDINGS               | 19               | 21               | -2                  | -10%                |
| FROM COIN OPERATED MACHINES  | 1                | 2                | -1                  | -50%                |
| ALL OTHER                    | 27               | 22               | 5                   | 23%                 |
| AUTO THEFT                   | 33               | 60               | -27                 | -45%                |
| <b>TOTAL</b>                 | <b>372</b>       | <b>418</b>       | <b>-46</b>          | <b>-11%</b>         |

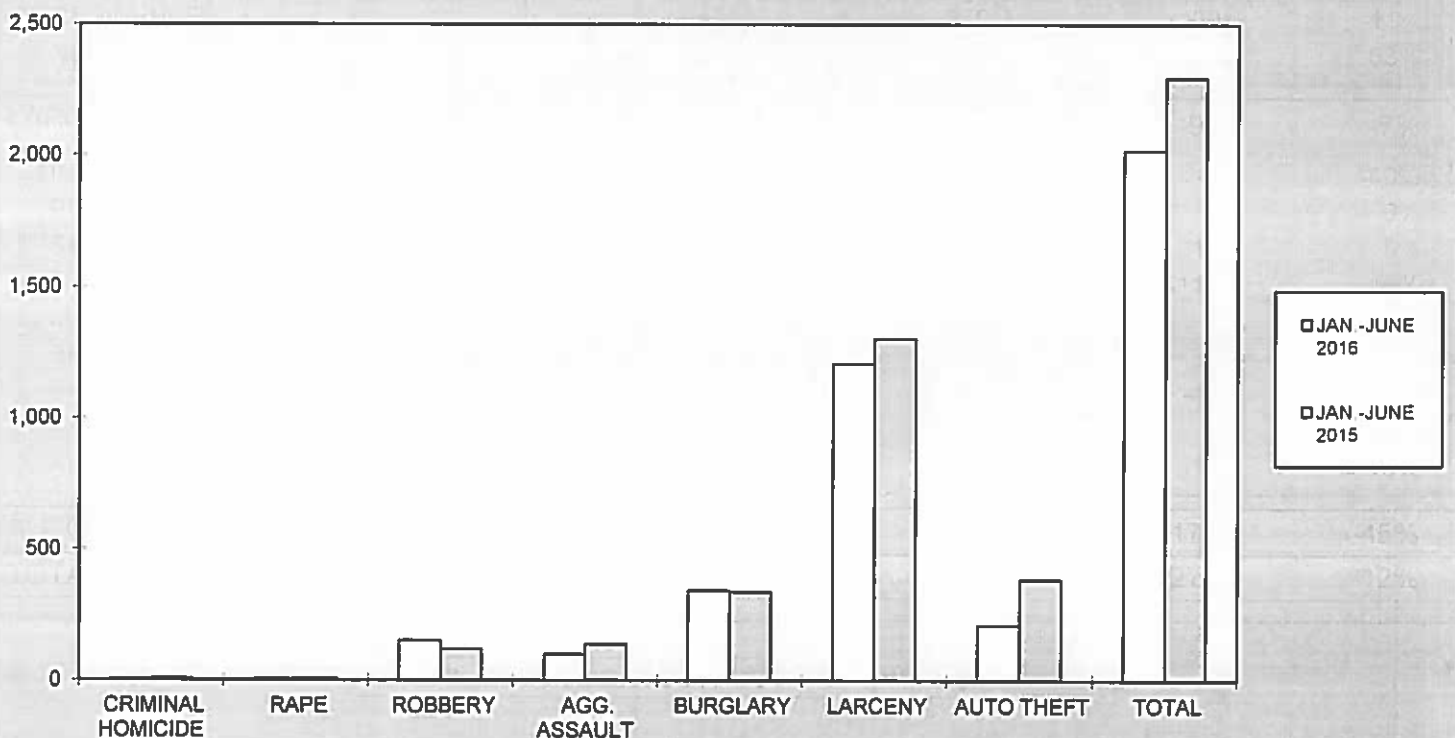


**2016  
YEAR TO DATE CRIME COMPARISON**

**ZONE 6**

| CRIME                        | JAN.-JUNE 2016 | JAN.-JUNE 2015 | # DIFFERENCE | % DIFFERENCE |
|------------------------------|----------------|----------------|--------------|--------------|
| CRIMINAL HOMICIDE            | 4              | 7              | -3           | -43%         |
| RAPE                         | 5              | 7              | -2           | -29%         |
| ROBBERY                      | 152            | 119            | 33           | 28%          |
| AGG. ASSAULT                 | 99             | 139            | -40          | -29%         |
| BURGLARY                     | 342            | 336            | 6            | 2%           |
| RESIDENCE                    | 249            | 279            | -30          | -11%         |
| NON-RESIDENCE                | 93             | 57             | 36           | 63%          |
| LARCENY                      | 1,208          | 1,305          | -97          | -7%          |
| POCKETPICKING                | 3              | 5              | -2           | -40%         |
| PURSE SNATCHING              | 15             | 15             | 0            | 0%           |
| SHOPLIFTING                  | 216            | 206            | 10           | 5%           |
| FROM MOTOR VEHICLES          | 637            | 750            | -113         | -15%         |
| MOTOR VEH. PARTS/ACCESSORIES | 61             | 59             | 2            | 3%           |
| BICYCLES                     | 69             | 32             | 37           | 116%         |
| FROM BUILDINGS               | 82             | 99             | -17          | -17%         |
| FROM COIN OPERATED MACHINES  | 2              | 2              | 0            | 0%           |
| ALL OTHER                    | 123            | 137            | -14          | -10%         |
| AUTO THEFT                   | 210            | 384            | -174         | -45%         |
| <b>TOTAL</b>                 | <b>2,020</b>   | <b>2,297</b>   | <b>-277</b>  | <b>-12%</b>  |

**ZONE 6 YEAR TO DATE CRIME COMPARISON**

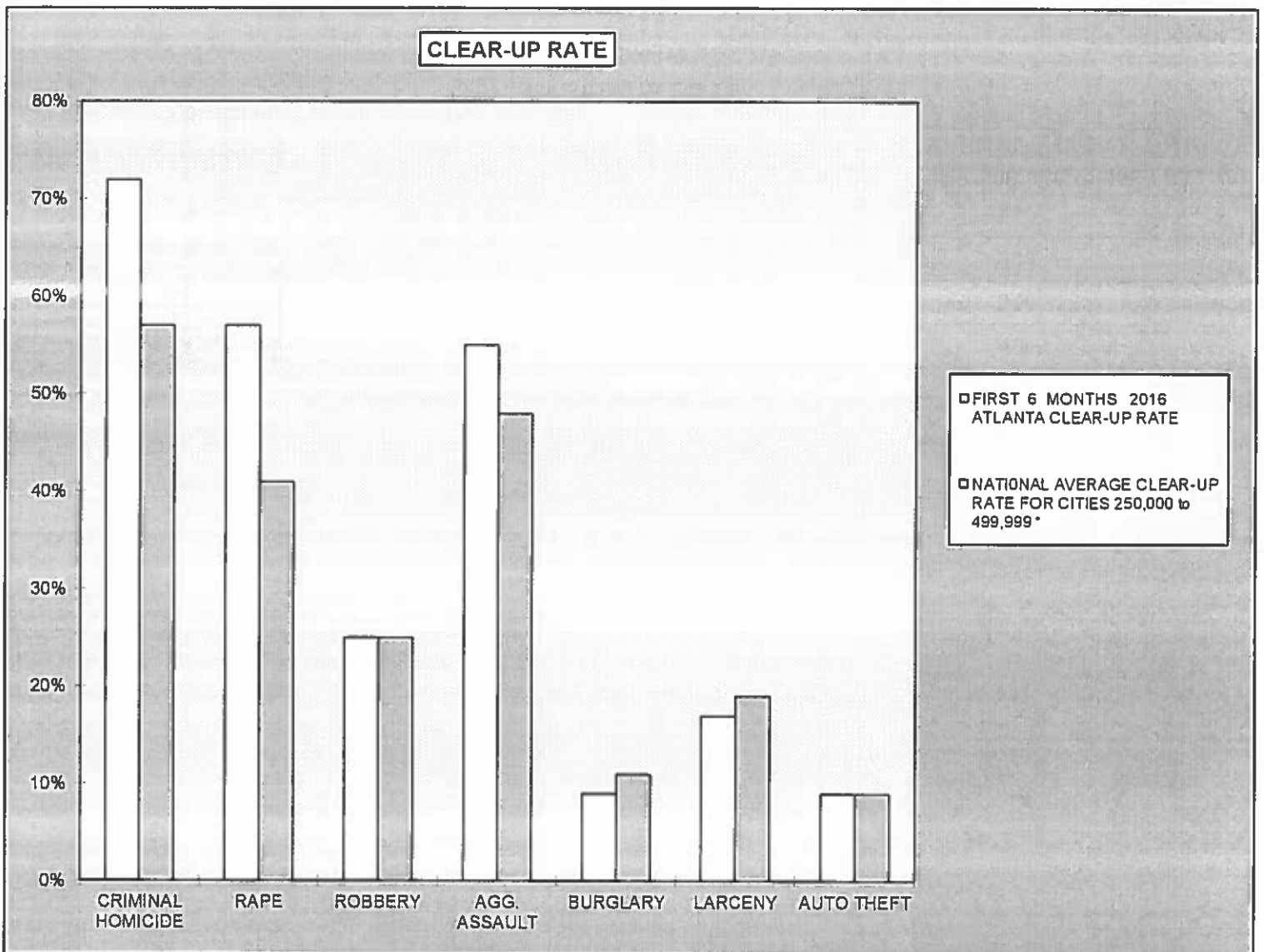




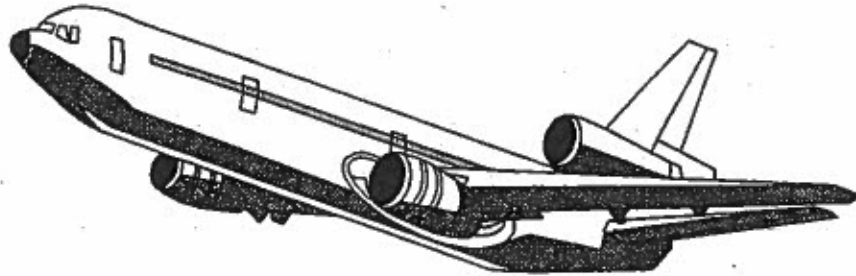
**2016  
CRIME COMPARISON  
CLEAR-UP RATE**

| <b>CRIME</b>      | <b>FIRST 6 MONTHS 2016<br/>ATLANTA CLEAR-UP RATE</b> | <b>NATIONAL AVERAGE CLEAR-UP RATE<br/>FOR CITIES 250,000 to 499,999 *</b> |
|-------------------|--|---|
| CRIMINAL HOMICIDE | 72%  | 57%   |
| RAPE              | 57%  | 41%   |
| ROBBERY           | 25%  | 25%   |
| AGG. ASSAULT      | 55%  | 48%   |
| BURGLARY          | 9%   | 11%   |
| LARCENY           | 17%  | 19%   |
| AUTO THEFT        | 9%   | 9%  |

\* National Average for Cities 250,000 to 499,999 Based on Latest Annual (2014) FBI Uniform Crime Report



# APD



The Atlanta Airport  
UNIFORM CRIME REPORTING



JUNE 2016

SUPPORT SERVICES DIVISION  
INFORMATION SERVICES SECTION

**RETURN A - MONTHLY RETURN OF OFFENSES KNOWN TO THE POLICE**

1-720b (Rev 8-30-94)  
OMB No. 1110-0001

This report is authorized by law Title 28, Section 534, U. S. Code. While you are not required to respond, your cooperation in forwarding this report by the 7th day after the close of the month to Uniform Crime Reports, Federal Bureau of Investigation, Washington, D. C. 20535, will assist in compiling comprehensive, accurate national crime figures on a timely basis

| 1   | 2   | 3   | 4  | 5  | 6   |
|---|---|---|--|--|---|
| CLASSIFICATION OF OFFENSES                          | OFFENSES REPORTED OR KNOWN TO POLICE (INCLUDE "UNFOUNDED" AND ATTEMPTS) | UNFOUNDED, I.E., FALSE OR BASELESS COMPLAINTS | NUMBER OF ACTUAL OFFENSES (COLUMN 2 MINUS COLUMN 3) INCLUDE ATTEMPTS | TOTAL OFFENSES CLEARED BY ARREST OR EXCEPTIONAL MEANS (INCLUDES COL 6) | NUMBER OF CLEARANCES INVOLVING ONLY PERSONS UNDER 18 YEARS OF AGE |
| 1. CRIMINAL HOMICIDE                                |   |   |  |  |   |
| a. MURDER AND NONNEGLIGENT HOMICIDE                 | 0   | 0   | 0  | 0  | 0   |
| b. MANSLAUGHTER BY NEGLIGENCE                       |   |   |  |  |   |
| 2. FORCIBLE RAPE TOTAL                              | 0   | 0   | 0  | 0  | 0   |
| a. Rape by Force                                    | 0   | 0   | 0  | 0  | 0   |
| b. Attempts to commit Forcible Rape                 | 0   | 0   | 0  | 0  | 0   |
| 3. ROBBERY TOTAL                                    | 1   | 0   | 1  | 0  | 0   |
| a. Firearm  | 0   | 0   | 0  | 0  | 0   |
| b. Knife or Cutting Instrument                      | 0   | 0   | 0  | 0  | 0   |
| c. Other Dangerous Weapon                           | 1   | 0   | 1  | 0  | 0   |
| d. Strong-Arm (Hands, Fists, Feet, etc.)            | 0   | 0   | 0  | 0  | 0   |
| 4. ASSAULT TOTAL                                    | 1   | 0   | 1  | 0  | 0   |
| a. Firearm  | 0   | 0   | 0  | 0  | 0   |
| b. Knife or cutting instrument                      | 0   | 0   | 0  | 0  | 0   |
| c. Other Dangerous Weapon                           | 0   | 0   | 0  | 0  | 0   |
| d. Strong-Arm                                       | 0   | 0   | 0  | 0  | 0   |
| e. Other Assaults - Simple, Not Aggravated          | 1   | 0   | 1  | 0  | 0   |
| 5. BURGLARY TOTAL                                   | 1   | 0   | 1  | 0  | 0   |
| a. Forcible Entry                                   | 0   | 0   | 0  | 0  | 0   |
| b. Unlawful Entry - No Force                        | 1   | 0   | 1  | 0  | 0   |
| c. Attempted Forcible Entry                         | 0   | 0   | 0  | 0  | 0   |
| 6. LARCENY THEFT TOTAL (except Motor Vehicle Theft) | 23  | 0   | 23   | 1  | 0   |
| 7. MOTOR VEHICLE THEFT TOTAL                        | 6   | 0   | 6  | 0  | 0   |
| a. Autos  | 6   | 0   | 6  | 0  | 0   |
| b. Trucks and Buses                                 | 0   | 0   | 0  | 0  | 0   |
| c. Other Vehicles                                   | 0   | 0   | 0  | 0  | 0   |
| GRAND TOTAL   | 32  | 0   | 32   | 1  | 0   |

CHECKING ANY OF THE APPROPRIATE BLOCKS BELOW WILL ELIMINATE YOUR NEED TO SUBMIT REPORTS WHEN THE VALUES ARE ZERO. THIS WILL ALSO AID THE NATIONAL PROGRAM IN ITS QUALITY CONTROL EFFORTS.

- NO SUPPLEMENTARY HOMICIDE REPORT SUBMITTED SINCE NO MURDERS, JUSTIFIABLE HOMICIDES, OR MANSLAUGHTER BY NEGLIGENCE OCCURRED IN THIS JURISDICTION DURING THE MONTH.
- NO SUPPLEMENT TO RETURN A REPORT SINCE NO CRIME OFFENSES OR RECOVERY OF PROPERTY REPORTED DURING THE MONTH.
- NO LAW ENFORCEMENT OFFICERS KILLED OR ASSAULTED REPORT SINCE NONE OF THE OFFICERS WERE ASSAULTED OR KILLED DURING THE MONTH.

- NO AGE, SEX, AND RACE OF PERSONS ARRESTED UNDER 18 YEARS OF AGE REPORT SINCE NO ARRESTS OF PERSONS WITHIN THIS AGE GROUP.
- NO AGE, SEX, AND RACE OF PERSONS ARRESTED 18 YEARS OF AGE AND OVER REPORT SINCE NO ARRESTS OF PERSONS WITHIN THIS AGE GROUP.
- NO MONTHLY RETURN OF ARSON OFFENSES KNOWN TO LAW ENFORCEMENT REPORT SINCE NO ARSONS OCCURRED.

| DO NOT USE THIS SPACE |          |
|-----------------------|----------|
|                       | INITIALS |
| RECORDED              |          |
| EDITED                |          |
| ENTERED               |          |
| ADJUSTED              |          |
| LURES                 |          |

\* TOTALS INCLUDE PREVIOUS OFFENSES

JUNE 2016  
Month and Year of Report

GA 060240X  
Agency Identifier

AUGUST 5, 2016  
Date

ATLANTA AIRPORT POLICE - GEORGIA  
Agency and State

*[Signature]*  
Prepared By  
**LIEUTENANT**  
Title  
*[Signature]*  
**CHIEF**  
Chief, Commissioner, Sheriff or Superintendent

## PROPERTY STOLEN BY CLASSIFICATION

| CLASSIFICATION  | DATA ENTRY | Number of Actual Offenses (Column 4 Return A) | Monetary Value of Property Stolen |
|---|------------|---|-----------------------------------|
| <b>1. MURDER AND NONNEGLIGENT MANSLAUGHTER</b>                | <b>12</b>  | <b>0</b>                                      | <b>\$ 0.00</b>                    |
| <b>2. FORCIBLE RAPE</b>                                       | <b>20</b>  | <b>0</b>                                      | <b>\$ 0.00</b>                    |
| <b>3. ROBBERY</b>   |            |   |                                   |
| (a) HIGHWAY (streets, alleys, etc.)                           | 31         | 0   | 0.00                              |
| (b) COMMERCIAL HOUSE (except c, d, and f)                     | 32         | 0   | 0.00                              |
| (c) GAS OR SERVICE STATION                                    | 33         | 0   | 0.00                              |
| (d) CONVENIENCE STORE   | 34         | 0   | 0.00                              |
| (e) RESIDENCE (anywhere on premises)                          | 35         | 0   | 0.00                              |
| (f) BANK  | 36         | 0   | 0.00                              |
| (g) MISCELLANEOUS   | 37         | 0   | 0.00                              |
| <b>TOTAL ROBBERY</b>  | <b>30</b>  | <b>0</b>                                      | <b>\$ 0.00</b>                    |
| <b>5. BURGLARY - BREAKING OR ENTERING</b>                     |            |   |                                   |
| (a) RESIDENCE (dwelling)                                      |            |   |                                   |
| (1) NIGHT (6 p.m. - 6 a.m.)                                   | 51         | 0   | 0.00                              |
| (2) DAY (6 a.m. - 6 p.m.)                                     | 52         | 0   | 0.00                              |
| (3) UNKNOWN   | 53         | 0   | 0.00                              |
| (b) NON-RESIDENCE (store, office, etc.)                       |            |   |                                   |
| (1) NIGHT (6 p.m. - 6 a.m.)                                   | 54         | 0   | 0.00                              |
| (2) DAY (6 a.m. - 6 p.m.)                                     | 55         | 1   | 2,000.00                          |
| (3) UNKNOWN   | 56         | 0   | 0.00                              |
| <b>TOTAL BURGLARY</b>   | <b>50</b>  | <b>1</b>                                      | <b>\$ 2,000.00</b>                |
| <b>6. LARCENY - THEFT (Except Motor Vehicle Theft)</b>        |            |   |                                   |
| (a) \$200 AND OVER  | 61         | 9   | 8,604.00                          |
| (b) \$50 TO \$200   | 62         | 4   | 390.00                            |
| (c) UNDER \$50  | 63         | 10  | 0.00                              |
| <b>TOTAL LARCENY (Same as Item 6X)</b>                        | <b>60</b>  | <b>23</b>                                     | <b>\$ 8,994.00</b>                |
| <b>7. MOTOR VEHICLE THEFT (Include Alleged Joy Ride)</b>      | <b>70</b>  | <b>6</b>                                      | <b>\$ 145,280.00</b>              |
| <b>GRAND TOTAL - ALL ITEMS</b>                                | <b>77</b>  | <b>/</b>                                      | <b>\$ 156,274.00</b>              |
| <b>ADDITIONAL ANALYSIS OF LARCENY AND MOTOR VEHICLE THEFT</b> |            |   |                                   |
| <b>6X. NATURE OF LARCENIES UNDER ITEM 6</b>                   |            |   |                                   |
| (a) POCKET-PICKING  | 81         | 2   | 50.00                             |
| (b) PURSE-SNATCHING   | 82         | 0   | 0.00                              |
| (c) SHOPLIFTING   | 83         | 3   | 240.00                            |
| (d) FROM MOTOR VEHICLES (except e)                            | 84         | 1   | 499.00                            |
| (e) MOTOR VEHICLE PARTS AND ACCESSORIES                       | 85         | 1   | 100.00                            |
| (f) BICYCLES  | 86         | 0   | 0.00                              |
| (g) FROM BUILDING (except c and h)                            | 87         | 5   | 245.00                            |
| (h) FROM ANY COIN-OPERATED MACHINES (parking meters, etc.)    | 88         | 0   | 0.00                              |
| (i) ALL OTHER   | 89         | 11  | 7,860.00                          |
| <b>TOTAL LARCENIES (Same as Item 6)</b>                       | <b>80</b>  | <b>23</b>                                     | <b>\$ 8,994.00</b>                |
| <b>7X. MOTOR VEHICLES RECOVERED</b>                           |            |   |                                   |
| (a) STOLEN LOCALLY AND RECOVERED LOCALLY                      | 91         | 1   |                                   |
| (b) STOLEN LOCALLY AND RECOVERED BY OTHER JURISDICTIONS       | 92         | 0   |                                   |
| (c) TOTAL LOCALLY STOLEN MOTOR VEHICLES RECOVERED (a & b)     | 93         | 1   |                                   |
| (d) STOLEN IN OTHER JURISDICTIONS AND RECOVERED LOCALLY       | 90         | 2   |                                   |

SUPPLEMENT TO RETURN A  
MONTHLY RETURN OF OFFENSES KNOWN TO THE POLICE

1-706 (Rev 8-30-94)  
Form Approved  
OMB No. 1110-0007

This report is authorized by law, Title 28, Section 534, U. S. Code. While you are not required to respond, your cooperation in submitting this report with the Return A will assist the FBI in compiling comprehensive, accurate figures on a timely basis.

This form deals with the nature of crime and the monetary value of property stolen and recovered. The total offenses recorded on the form should be the same as the number of actual offenses listed in Column 4 of the Return A for each crime class. Include attempted crimes on this form, but do not include unfounded offenses. If you cannot complete the report in all areas, please record as much information as is available. Tally sheets will be sent upon request.

PROPERTY BY TYPE AND VALUE

| Type of Property<br>(1)                | Data Entry | Monetary Value of Property Stolen in Your Jurisdiction |                     |
|--|------------|--|---------------------|
|  |            | Stolen<br>(2)  | Recovered<br>(3)    |
| (A) Currency, Notes, Etc               | 01         | \$ 545.00  | \$ 0.00             |
| (B) Jewelry and Precious Metals        | 02         | 2,150.00   | 0.00                |
| (C) Clothing and Furs                  | 03         | 0.00   | 0.00                |
| (D) Locally Stolen Motor Vehicles      | 04         | 145,280.00   | 30,900.00           |
| (E) Office Equipment                   | 05         | 0.00   | 0.00                |
| (F) Televisions, Radios, Stereos, Etc. | 06         | 4,499.00   | 0.00                |
| (G) Firearms                           | 07         | 0.00   | 0.00                |
| (H) Household Goods                    | 08         | 0.00   | 0.00                |
| (I) Consumable Goods                   | 09         | 0.00   | 0.00                |
| (J) Livestock                          | 10         | 0.00   | 0.00                |
| (K) Miscellaneous                      | 11         | 3,800.00   | 0.00                |
| <b>TOTAL</b>                           | <b>00</b>  | <b>\$ 156,274.00</b>                                   | <b>\$ 30,900.00</b> |

The total of this column should agree with the Grand Total (DATA ENTRY 77) shown on page 2.

Include in this column all property recovered even though stolen in prior months. The above is an accounting for only that property stolen in your jurisdiction. This will include property recovered for you by other jurisdictions, but not property you recover for them.

DATE AUGUST 5, 2016

*J. Robert Rivers*  
PREPARED BY \_\_\_\_\_ TITLE LIEUTENANT

*George J. Thomas*  
CHIEF COMMISSIONER SHERIFF OR SUPERINTENDENT \_\_\_\_\_ TITLE CHIEF

JUNE 2016  
Month and Year of Report

GA 060240X  
Agency Identifier

ATLANTA AIRPORT POLICE - GEORGIA  
Agency and State

ATLANTA AIRPORT POLICE  
AGE, SEX, AND RACE OF PERSONS ARRESTED  
17 YEARS OF AGE AND OVER

MONTH JUNE

YEAR 2016

| CLASSIFICATION OF OFFENSES                     | SEX | AGE OF PERSON ARRESTED |    |    |    |    |    |    |    |    |    |    | TOTAL | RACE |    |    |    | ETHNIC |    |       |       |              |               |               |               |  |  |  |
|--|-----|------------------------|----|----|----|----|----|----|----|----|----|----|-------|------|----|----|----|--------|----|-------|-------|--------------|---------------|---------------|---------------|--|--|--|
|  |     | 17                     | 18 | 19 | 20 | 21 | 22 | 23 | 24 | 30 | 35 | 40 |       | 45   | 50 | 55 | 60 | 65     | UP | White | Black | Native Amer. | Asian/Pacific | Whi. Hispanic | Blck Hispanic |  |  |  |
| Murder/Nonnegligent Manslaughter               | M   |                        |    |    |    |    |    |    |    |    |    |    |       |      |    |    |    |        |    |       |       |              |               |               |               |  |  |  |
|  | F   |                        |    |    |    |    |    |    |    |    |    |    |       |      |    |    |    |        |    |       |       |              |               |               |               |  |  |  |
| Manslaughter by Negligence                     | M   |                        |    |    |    |    |    |    |    |    |    |    |       |      |    |    |    |        |    |       |       |              |               |               |               |  |  |  |
|  | F   |                        |    |    |    |    |    |    |    |    |    |    |       |      |    |    |    |        |    |       |       |              |               |               |               |  |  |  |
| Forcible Rape                                  | M   |                        |    |    |    |    |    |    |    |    |    |    |       |      |    |    |    |        |    |       |       |              |               |               |               |  |  |  |
|  | F   |                        |    |    |    |    |    |    |    |    |    |    |       |      |    |    |    |        |    |       |       |              |               |               |               |  |  |  |
| Robbery  | M   |                        |    |    |    |    |    |    |    |    |    |    |       |      |    |    |    |        |    |       |       |              |               |               |               |  |  |  |
|  | F   |                        |    |    |    |    |    |    |    |    |    |    |       |      |    |    |    |        |    |       |       |              |               |               |               |  |  |  |
| Aggravated Assault                             | M   |                        |    |    |    |    |    |    |    |    |    |    |       |      |    |    |    |        |    |       |       |              |               |               |               |  |  |  |
|  | F   |                        |    |    |    |    |    |    |    |    |    |    |       |      |    |    |    |        |    |       |       |              |               |               |               |  |  |  |
| Burglary - Breaking or Entering                | M   |                        |    |    |    |    |    |    |    |    |    |    |       |      |    |    |    |        |    |       |       |              |               |               |               |  |  |  |
|  | F   |                        |    |    |    |    |    |    |    |    |    |    |       |      |    |    |    |        |    |       |       |              |               |               |               |  |  |  |
| Larceny - Theft (except Motor Vehicle Theft)   | M   |                        |    |    |    |    |    |    |    |    |    |    |       |      |    |    |    |        |    |       |       |              |               |               |               |  |  |  |
|  | F   |                        |    |    |    |    |    |    |    |    |    |    |       |      |    |    |    |        |    |       |       |              |               |               |               |  |  |  |
| Motor Vehicle Theft                            | M   |                        |    |    |    |    |    |    |    |    |    |    |       |      |    |    |    |        |    |       |       |              |               |               |               |  |  |  |
|  | F   |                        |    |    |    |    |    |    |    |    |    |    |       |      |    |    |    |        |    |       |       |              |               |               |               |  |  |  |
| Other Assaults                                 | M   |                        |    |    |    |    |    |    |    |    |    |    |       |      |    |    |    |        |    |       |       |              |               |               |               |  |  |  |
|  | F   |                        |    |    |    |    |    |    |    |    |    |    |       |      |    |    |    |        |    |       |       |              |               |               |               |  |  |  |
| Arson  | M   |                        |    |    |    |    |    |    |    |    |    |    |       |      |    |    |    |        |    |       |       |              |               |               |               |  |  |  |
|  | F   |                        |    |    |    |    |    |    |    |    |    |    |       |      |    |    |    |        |    |       |       |              |               |               |               |  |  |  |
| Forgery and Counterfeiting                     | M   |                        |    |    |    |    |    |    |    |    |    |    |       |      |    |    |    |        |    |       |       |              |               |               |               |  |  |  |
|  | F   |                        |    |    |    |    |    |    |    |    |    |    |       |      |    |    |    |        |    |       |       |              |               |               |               |  |  |  |
| Fraud  | M   |                        |    |    |    |    |    |    |    |    |    |    |       |      |    |    |    |        |    |       |       |              |               |               |               |  |  |  |
|  | F   |                        |    |    |    |    |    |    |    |    |    |    |       |      |    |    |    |        |    |       |       |              |               |               |               |  |  |  |
| Embezzlement                                   | M   |                        |    |    |    |    |    |    |    |    |    |    |       |      |    |    |    |        |    |       |       |              |               |               |               |  |  |  |
|  | F   |                        |    |    |    |    |    |    |    |    |    |    |       |      |    |    |    |        |    |       |       |              |               |               |               |  |  |  |
| Stolen Property, Buying, Receiving, Possessing | M   |                        |    |    |    |    |    |    |    |    |    |    |       |      |    |    |    |        |    |       |       |              |               |               |               |  |  |  |
|  | F   |                        |    |    |    |    |    |    |    |    |    |    |       |      |    |    |    |        |    |       |       |              |               |               |               |  |  |  |
| Vandalism                                      | M   |                        |    |    |    |    |    |    |    |    |    |    |       |      |    |    |    |        |    |       |       |              |               |               |               |  |  |  |
|  | F   |                        |    |    |    |    |    |    |    |    |    |    |       |      |    |    |    |        |    |       |       |              |               |               |               |  |  |  |
| Weapons  | M   |                        |    |    |    |    |    |    |    |    |    |    |       |      |    |    |    |        |    |       |       |              |               |               |               |  |  |  |
|  | F   |                        |    |    |    |    |    |    |    |    |    |    |       |      |    |    |    |        |    |       |       |              |               |               |               |  |  |  |

ATLANTA AIRPORT POLICE  
AGE, SEX, AND RACE OF PERSONS ARRESTED  
17 YEARS OF AGE AND OVER

MONTH JUNE

YEAR 2016

| CLASSIFICATION OF OFFENSES                        | SEX | AGE OF PERSON ARRESTED |    |    |    |    |    |    |    |    |    |    |    | RACE |    |    |    |    | ETHNIC |    |    |    |    |    |       |       |       |              |               |               |               |   |   |   |   |
|---|-----|------------------------|----|----|----|----|----|----|----|----|----|----|----|------|----|----|----|----|--------|----|----|----|----|----|-------|-------|-------|--------------|---------------|---------------|---------------|---|---|---|---|
|   |     | 17                     | 18 | 19 | 20 | 21 | 22 | 23 | 24 | 29 | 30 | 34 | 35 | 40   | 44 | 45 | 49 | 50 | 54     | 55 | 59 | 60 | 64 | 65 | TOTAL | White | Black | Native Amer. | Asian/Pacific | Whi. Hispanic | Blck Hispanic |   |   |   |   |
|   |     |                        |    |    |    |    |    |    |    |    |    |    |    |      |    |    |    |    |        |    |    |    |    |    |       |       |       |              |               |               |               |   |   |   |   |
| 16<br>Prostitution and Commercialized Vice        | M   |                        |    |    |    |    |    |    |    |    |    |    |    |      |    |    |    |    |        |    |    |    |    | 0  |       |       |       |              |               |               |               |   |   |   |   |
|   | F   |                        |    |    |    |    |    |    |    |    |    |    |    |      |    |    |    |    |        |    |    |    |    |    | 0     |       |       |              |               |               |               |   |   |   |   |
| 17<br>Sex Offenses (except Rape and Prostitution) | M   |                        |    |    |    |    |    |    |    |    |    |    |    |      |    |    |    |    |        |    |    |    |    | 0  |       |       |       |              |               |               |               |   |   |   |   |
|   | F   |                        |    |    |    |    |    |    |    |    |    |    |    |      |    |    |    |    |        |    |    |    |    |    | 0     |       |       |              |               |               |               |   |   |   |   |
| 18<br>Drug Abuse Violations<br>Grand Total        | M   | 0                      | 0  | 0  | 0  | 0  | 0  | 0  | 0  | 0  | 0  | 0  | 0  | 0    | 0  | 0  | 0  | 0  | 0      | 0  | 0  | 0  | 0  | 2  | 2     | 2     | 0     | 0            | 0             | 0             | 0             | 0 | 0 | 0 | 0 |
|   | F   | 0                      | 0  | 0  | 1  | 1  | 0  | 0  | 0  | 0  | 0  | 0  | 0  | 0    | 0  | 0  | 0  | 0  | 0      | 0  | 0  | 0  | 0  | 0  | 2     | 2     | 2     | 0            | 0             | 0             | 0             | 0 | 0 | 0 | 0 |
| 180<br>(1) Sale/Manufacturing<br>Subtotal         | M   | 0                      | 0  | 0  | 0  | 0  | 0  | 0  | 0  | 0  | 0  | 0  | 0  | 0    | 0  | 0  | 0  | 0  | 0      | 0  | 0  | 0  | 0  | 0  | 0     | 0     | 0     | 0            | 0             | 0             | 0             | 0 | 0 | 0 | 0 |
|   | F   | 0                      | 0  | 0  | 0  | 0  | 0  | 0  | 0  | 0  | 0  | 0  | 0  | 0    | 0  | 0  | 0  | 0  | 0      | 0  | 0  | 0  | 0  | 0  | 0     | 0     | 0     | 0            | 0             | 0             | 0             | 0 | 0 | 0 | 0 |
| a<br>Opium or Cocaine and their derivatives       | M   |                        |    |    |    |    |    |    |    |    |    |    |    |      |    |    |    |    |        |    |    |    |    | 0  |       |       |       |              |               |               |               |   |   |   |   |
|   | F   |                        |    |    |    |    |    |    |    |    |    |    |    |      |    |    |    |    |        |    |    |    |    |    | 0     |       |       |              |               |               |               |   |   |   |   |
| b<br>Marijuana                                    | M   |                        |    |    |    |    |    |    |    |    |    |    |    |      |    |    |    |    |        |    |    |    |    | 0  |       |       |       |              |               |               |               |   |   |   |   |
|   | F   |                        |    |    |    |    |    |    |    |    |    |    |    |      |    |    |    |    |        |    |    |    |    |    | 0     |       |       |              |               |               |               |   |   |   |   |
| c<br>Synthetic Narcotics                          | M   |                        |    |    |    |    |    |    |    |    |    |    |    |      |    |    |    |    |        |    |    |    |    | 0  |       |       |       |              |               |               |               |   |   |   |   |
|   | F   |                        |    |    |    |    |    |    |    |    |    |    |    |      |    |    |    |    |        |    |    |    |    |    | 0     |       |       |              |               |               |               |   |   |   |   |
| d<br>Other Dangerous Non-Narcotic Drugs           | M   |                        |    |    |    |    |    |    |    |    |    |    |    |      |    |    |    |    |        |    |    |    |    | 0  |       |       |       |              |               |               |               |   |   |   |   |
|   | F   |                        |    |    |    |    |    |    |    |    |    |    |    |      |    |    |    |    |        |    |    |    |    |    | 0     |       |       |              |               |               |               |   |   |   |   |
| 185<br>(2) Possession<br>Subtotal                 | M   | 0                      | 0  | 0  | 0  | 0  | 0  | 0  | 0  | 0  | 0  | 0  | 0  | 0    | 0  | 0  | 0  | 0  | 0      | 0  | 0  | 0  | 0  | 2  | 2     | 2     | 0     | 0            | 0             | 0             | 0             | 0 | 0 | 0 | 0 |
|   | F   | 0                      | 0  | 0  | 1  | 1  | 0  | 0  | 0  | 0  | 0  | 0  | 0  | 0    | 0  | 0  | 0  | 0  | 0      | 0  | 0  | 0  | 0  | 0  | 2     | 2     | 2     | 0            | 0             | 0             | 0             | 0 | 0 | 0 | 0 |
| e<br>Opium or Cocaine and their derivatives       | M   |                        |    |    |    |    |    |    |    |    |    |    |    |      |    |    |    |    |        |    |    |    |    | 0  |       |       |       |              |               |               |               |   |   |   |   |
|   | F   |                        |    |    |    |    |    |    |    |    |    |    |    |      |    |    |    |    |        |    |    |    |    |    | 0     |       |       |              |               |               |               |   |   |   |   |
| f<br>Marijuana                                    | M   |                        |    |    |    |    |    |    |    |    |    |    |    |      |    |    |    |    |        |    |    |    |    | 2  |       |       |       |              |               |               |               |   |   |   |   |
|   | F   |                        |    |    |    |    |    |    |    |    |    |    |    |      |    |    |    |    |        |    |    |    |    |    | 2     | 2     | 2     |              |               |               |               |   |   |   |   |
| g<br>Synthetic Narcotics                          | M   |                        |    |    |    |    |    |    |    |    |    |    |    |      |    |    |    |    |        |    |    |    |    | 0  |       |       |       |              |               |               |               |   |   |   |   |
|   | F   |                        |    |    |    |    |    |    |    |    |    |    |    |      |    |    |    |    |        |    |    |    |    |    | 0     |       |       |              |               |               |               |   |   |   |   |
| h<br>Other Dangerous Non-Narcotic Drugs           | M   |                        |    |    |    |    |    |    |    |    |    |    |    |      |    |    |    |    |        |    |    |    |    | 0  |       |       |       |              |               |               |               |   |   |   |   |
|   | F   |                        |    |    |    |    |    |    |    |    |    |    |    |      |    |    |    |    |        |    |    |    |    |    | 0     |       |       |              |               |               |               |   |   |   |   |
| 19<br>Gambling<br>Total                           | M   | 0                      | 0  | 0  | 0  | 0  | 0  | 0  | 0  | 0  | 0  | 0  | 0  | 0    | 0  | 0  | 0  | 0  | 0      | 0  | 0  | 0  | 0  | 0  | 0     | 0     | 0     | 0            | 0             | 0             | 0             | 0 | 0 | 0 | 0 |
|   | F   | 0                      | 0  | 0  | 0  | 0  | 0  | 0  | 0  | 0  | 0  | 0  | 0  | 0    | 0  | 0  | 0  | 0  | 0      | 0  | 0  | 0  | 0  | 0  | 0     | 0     | 0     | 0            | 0             | 0             | 0             | 0 | 0 | 0 | 0 |
| a<br>Bookmaking                                   | M   |                        |    |    |    |    |    |    |    |    |    |    |    |      |    |    |    |    |        |    |    |    |    | 0  |       |       |       |              |               |               |               |   |   |   |   |
|   | F   |                        |    |    |    |    |    |    |    |    |    |    |    |      |    |    |    |    |        |    |    |    |    |    | 0     |       |       |              |               |               |               |   |   |   |   |
| b<br>Numbers and Lottery                          | M   |                        |    |    |    |    |    |    |    |    |    |    |    |      |    |    |    |    |        |    |    |    |    | 0  |       |       |       |              |               |               |               |   |   |   |   |
|   | F   |                        |    |    |    |    |    |    |    |    |    |    |    |      |    |    |    |    |        |    |    |    |    |    | 0     |       |       |              |               |               |               |   |   |   |   |

ATLANTA AIRPORT POLICE  
AGE, SEX, AND RACE OF PERSONS ARRESTED  
17 YEARS OF AGE AND OVER

MONTH JUNE

YEAR 2016

| CLASSIFICATION OF OFFENSES           | SEX | AGE OF PERSON ARRESTED |    |    |    |    |    |    |    |    |    |    |    | RACE |    |    |    | ETHNIC |       |       |       |              |               |               |               |   |  |  |  |  |  |  |  |  |   |
|--------------------------------------|-----|------------------------|----|----|----|----|----|----|----|----|----|----|----|------|----|----|----|--------|-------|-------|-------|--------------|---------------|---------------|---------------|---|--|--|--|--|--|--|--|--|---|
|                                      |     | 17                     | 18 | 19 | 20 | 21 | 22 | 23 | 24 | 29 | 34 | 39 | 44 | 49   | 54 | 59 | 64 | 65 UP  | TOTAL | White | Black | Native Amer. | Asian/Pacific | Whl. Hispanic | Blck Hispanic |   |  |  |  |  |  |  |  |  |   |
|                                      |     |                        |    |    |    |    |    |    |    |    |    |    |    |      |    |    |    |        |       |       |       |              |               |               |               |   |  |  |  |  |  |  |  |  |   |
| All Other Gambling                   | M   |                        |    |    |    |    |    |    |    |    |    |    |    |      |    |    |    |        |       |       |       |              |               |               |               | 0 |  |  |  |  |  |  |  |  |   |
|                                      | F   |                        |    |    |    |    |    |    |    |    |    |    |    |      |    |    |    |        |       |       |       |              |               |               |               |   |  |  |  |  |  |  |  |  | 0 |
| Offenses Against Family And Children | M   |                        |    |    |    |    |    |    |    |    |    |    |    |      |    |    |    |        |       |       |       |              |               |               |               |   |  |  |  |  |  |  |  |  | 1 |
|                                      | F   |                        |    |    |    |    |    |    |    |    |    |    |    |      |    |    |    |        |       |       |       |              |               |               |               |   |  |  |  |  |  |  |  |  | 0 |
| Driving Under the Influence          | M   |                        |    |    |    |    |    |    |    |    |    |    |    |      |    |    |    |        |       |       |       |              |               |               |               |   |  |  |  |  |  |  |  |  | 0 |
|                                      | F   |                        |    |    |    |    |    |    |    |    |    |    |    |      |    |    |    |        |       |       |       |              |               |               |               |   |  |  |  |  |  |  |  |  | 0 |
| Liquor Laws                          | M   |                        |    |    |    |    |    |    |    |    |    |    |    |      |    |    |    |        |       |       |       |              |               |               |               |   |  |  |  |  |  |  |  |  | 0 |
|                                      | F   |                        |    |    |    |    |    |    |    |    |    |    |    |      |    |    |    |        |       |       |       |              |               |               |               |   |  |  |  |  |  |  |  |  | 0 |
| Drunkenness                          | M   |                        |    |    |    |    |    |    |    |    |    | 1  |    |      |    |    |    |        |       |       |       |              |               |               |               |   |  |  |  |  |  |  |  |  | 1 |
|                                      | F   |                        |    |    |    |    |    |    |    |    |    |    |    |      |    |    |    |        |       |       |       |              |               |               |               |   |  |  |  |  |  |  |  |  | 2 |
| Disorderly Conduct                   | M   |                        |    |    |    |    |    |    |    |    |    |    |    |      |    |    |    |        |       |       |       |              |               |               |               |   |  |  |  |  |  |  |  |  | 1 |
|                                      | F   |                        |    |    |    |    |    |    |    |    |    |    |    | 1    |    |    |    |        |       |       |       |              |               |               |               |   |  |  |  |  |  |  |  |  | 1 |
| Vagrancy                             | M   |                        |    |    |    |    |    |    |    |    |    |    |    |      |    |    |    |        |       |       |       |              |               |               |               |   |  |  |  |  |  |  |  |  | 0 |
|                                      | F   |                        |    |    |    |    |    |    |    |    |    |    |    |      |    |    |    |        |       |       |       |              |               |               |               |   |  |  |  |  |  |  |  |  | 0 |
| All Other Offenses (except Traffic)  | M   |                        |    |    |    |    |    |    |    |    |    |    |    |      |    |    |    |        |       |       |       |              |               |               |               |   |  |  |  |  |  |  |  |  | 0 |
|                                      | F   |                        |    |    |    |    |    |    |    |    |    |    |    |      |    |    |    |        |       |       |       |              |               |               |               |   |  |  |  |  |  |  |  |  | 0 |
| Suspicion                            | M   |                        |    |    |    |    |    |    |    |    |    |    |    |      |    |    |    |        |       |       |       |              |               |               |               |   |  |  |  |  |  |  |  |  | 0 |
|                                      | F   |                        |    |    |    |    |    |    |    |    |    |    |    |      |    |    |    |        |       |       |       |              |               |               |               |   |  |  |  |  |  |  |  |  | 0 |
| <b>TOTAL</b>                         |     | 0                      | 0  | 0  | 2  | 1  | 2  | 3  | 14 | 15 | 21 | 17 | 11 | 20   | 15 | 9  | 7  | 137    | 33    | 98    | 0     | 6            | 0             | 0             |               |   |  |  |  |  |  |  |  |  |   |

JUNE 2016

Month and Year of Report

GA 060240X

Agency Identifier

AUGUST 5, 2016

Date

*J. [Signature]*  
Prepared By

LIEUTENANT

Title

*[Signature]*  
Chief, Commissioner, Sheriff, or Superintendent

CHIEF

ATLANTA AIRPORT POLICE - GEORGIA

Agency and State



ATLANTA AIRPORT POLICE  
AGE, SEX, AND RACE OF PERSONS ARRESTED  
16 YEARS OF AGE AND UNDER

MONTH JUNE

YEAR 2016

| CLASSIFICATION OF OFFENSES                        | SEX | AGE |      |      |    |    |       | TOTAL | RACE  |              |               |               | ETHNIC         |  |  |
|---|-----|-----|------|------|----|----|-------|-------|-------|--------------|---------------|---------------|----------------|--|--|
|   |     | 09  | 1012 | 1314 | 15 | 16 | White |       | Black | Native Amer. | Asian/Pacific | Whi. Hispanic | Black Hispanic |  |  |
|   |     |     |      |      |    |    |       |       |       |              |               |               |                |  |  |
| Murder/Nonnegligent Manslaughter 01a              | M   |     |      |      |    |    | 0     |       |       |              |               |               |                |  |  |
|   | F   |     |      |      |    |    | 0     |       |       |              |               |               |                |  |  |
| Manslaughter by Negligence 01b                    | M   |     |      |      |    |    | 0     |       |       |              |               |               |                |  |  |
|   | F   |     |      |      |    |    | 0     |       |       |              |               |               |                |  |  |
| Forcible Rape 02                                  | M   |     |      |      |    |    | 0     |       |       |              |               |               |                |  |  |
|   | F   |     |      |      |    |    | 0     |       |       |              |               |               |                |  |  |
| Robbery 03  | M   |     |      |      |    |    | 0     |       |       |              |               |               |                |  |  |
|   | F   |     |      |      |    |    | 0     |       |       |              |               |               |                |  |  |
| Aggravated Assault 04                             | M   |     |      |      |    |    | 0     |       |       |              |               |               |                |  |  |
|   | F   |     |      |      |    |    | 0     |       |       |              |               |               |                |  |  |
| Burglary- Breaking or Entering 05                 | M   |     |      |      |    |    | 0     |       |       |              |               |               |                |  |  |
|   | F   |     |      |      |    |    | 0     |       |       |              |               |               |                |  |  |
| Larceny - Theft (except Motor Vehicle Theft) 06   | M   |     |      |      |    |    | 0     |       |       |              |               |               |                |  |  |
|   | F   |     |      |      |    |    | 0     |       |       |              |               |               |                |  |  |
| Motor Vehicle Theft 07                            | M   |     |      |      |    |    | 0     |       |       |              |               |               |                |  |  |
|   | F   |     |      |      |    |    | 0     |       |       |              |               |               |                |  |  |
| Other Assaults 08                                 | M   |     |      |      |    |    | 0     |       |       |              |               |               |                |  |  |
|   | F   |     |      |      |    |    | 0     |       |       |              |               |               |                |  |  |
| Arson 09  | M   |     |      |      |    |    | 0     |       |       |              |               |               |                |  |  |
|   | F   |     |      |      |    |    | 0     |       |       |              |               |               |                |  |  |
| Forgery and Counterfeiting 10                     | M   |     |      |      |    |    | 0     |       |       |              |               |               |                |  |  |
|   | F   |     |      |      |    |    | 0     |       |       |              |               |               |                |  |  |
| Fraud 11  | M   |     |      |      |    |    | 0     |       |       |              |               |               |                |  |  |
|   | F   |     |      |      |    |    | 0     |       |       |              |               |               |                |  |  |
| Embezzlement 12                                   | M   |     |      |      |    |    | 0     |       |       |              |               |               |                |  |  |
|   | F   |     |      |      |    |    | 0     |       |       |              |               |               |                |  |  |
| Stolen Property, Buying, Receiving, Possessing 13 | M   |     |      |      |    |    | 0     |       |       |              |               |               |                |  |  |
|   | F   |     |      |      |    |    | 0     |       |       |              |               |               |                |  |  |
| Vandalism 14                                      | M   |     |      |      |    |    | 0     |       |       |              |               |               |                |  |  |
|   | F   |     |      |      |    |    | 0     |       |       |              |               |               |                |  |  |
| Weapons 15  | M   |     |      |      |    |    | 0     |       |       |              |               |               |                |  |  |
|   | F   |     |      |      |    |    | 0     |       |       |              |               |               |                |  |  |
| Prostitution and Commercialized Vice 16           | M   |     |      |      |    |    | 0     |       |       |              |               |               |                |  |  |
|   | F   |     |      |      |    |    | 0     |       |       |              |               |               |                |  |  |

ATLANTA AIRPORT POLICE  
 AGE, SEX, AND RACE OF PERSONS ARRESTED  
 16 YEARS OF AGE AND UNDER

| CLASSIFICATION OF OFFENSES                     | SEX | AGE |       |       |    |    | RACE  |       |       |              | ETHNIC        |               |               |   |
|--|-----|-----|-------|-------|----|----|-------|-------|-------|--------------|---------------|---------------|---------------|---|
|  |     | 0 9 | 10 12 | 13 14 | 15 | 16 | TOTAL | White | Black | Native Amer. | Asian/Pacific | Whl. Hispanic | Blck Hispanic |   |
|  |     |     |       |       |    |    |       |       |       |              |               |               |               |   |
| 17 Sex Offenses (except Rape and Prostitution) | M   |     |       |       |    |    | 0     |       |       |              |               |               |               |   |
|  | F   |     |       |       |    |    | 0     |       |       |              |               |               |               |   |
| 18 Drug Abuse Violations                       | M   | 0   | 0     | 0     | 0  | 0  | 0     | 0     | 0     | 0            | 0             | 0             | 0             | 0 |
|  | F   | 0   | 0     | 0     | 0  | 0  | 0     | 0     | 0     | 0            | 0             | 0             | 0             | 0 |
| 180 Grand Total                                | M   | 0   | 0     | 0     | 0  | 0  | 0     | 0     | 0     | 0            | 0             | 0             | 0             | 0 |
|  | F   | 0   | 0     | 0     | 0  | 0  | 0     | 0     | 0     | 0            | 0             | 0             | 0             | 0 |
| a Opium or Cocaine and their Derivatives       | M   |     |       |       |    |    | 0     |       |       |              |               |               |               |   |
|  | F   |     |       |       |    |    | 0     |       |       |              |               |               |               |   |
| b Marijuana                                    | M   |     |       |       |    |    | 0     |       |       |              |               |               |               |   |
|  | F   |     |       |       |    |    | 0     |       |       |              |               |               |               |   |
| c Synthetic Narcotics                          | M   |     |       |       |    |    | 0     |       |       |              |               |               |               |   |
|  | F   |     |       |       |    |    | 0     |       |       |              |               |               |               |   |
| d Other Dangerous Non-Narcotic Drugs           | M   |     |       |       |    |    | 0     |       |       |              |               |               |               |   |
|  | F   |     |       |       |    |    | 0     |       |       |              |               |               |               |   |
| 185 Subtotal                                   | M   | 0   | 0     | 0     | 0  | 0  | 0     | 0     | 0     | 0            | 0             | 0             | 0             | 0 |
|  | F   | 0   | 0     | 0     | 0  | 0  | 0     | 0     | 0     | 0            | 0             | 0             | 0             | 0 |
| e Opium or Cocaine and their Derivatives       | M   |     |       |       |    |    | 0     |       |       |              |               |               |               |   |
|  | F   |     |       |       |    |    | 0     |       |       |              |               |               |               |   |
| f Marijuana                                    | M   |     |       |       |    |    | 0     |       |       |              |               |               |               |   |
|  | F   |     |       |       |    |    | 0     |       |       |              |               |               |               |   |
| g Synthetic Narcotics                          | M   |     |       |       |    |    | 0     |       |       |              |               |               |               |   |
|  | F   |     |       |       |    |    | 0     |       |       |              |               |               |               |   |
| h Other Dangerous Non-Narcotic Drugs           | M   |     |       |       |    |    | 0     |       |       |              |               |               |               |   |
|  | F   |     |       |       |    |    | 0     |       |       |              |               |               |               |   |
| 19 Gambling                                    | M   | 0   | 0     | 0     | 0  | 0  | 0     | 0     | 0     | 0            | 0             | 0             | 0             | 0 |
|  | F   | 0   | 0     | 0     | 0  | 0  | 0     | 0     | 0     | 0            | 0             | 0             | 0             | 0 |
| a Bookmaking                                   | M   |     |       |       |    |    | 0     |       |       |              |               |               |               |   |
|  | F   |     |       |       |    |    | 0     |       |       |              |               |               |               |   |
| b Numbers and Lottery                          | M   |     |       |       |    |    | 0     |       |       |              |               |               |               |   |
|  | F   |     |       |       |    |    | 0     |       |       |              |               |               |               |   |
| c All Other Gambling                           | M   |     |       |       |    |    | 0     |       |       |              |               |               |               |   |
|  | F   |     |       |       |    |    | 0     |       |       |              |               |               |               |   |
| 20 Offenses Against Family and Children        | M   |     |       |       |    |    | 0     |       |       |              |               |               |               |   |
|  | F   |     |       |       |    |    | 0     |       |       |              |               |               |               |   |

ATLANTA AIRPORT POLICE  
 AGE, SEX, AND RACE OF PERSONS ARRESTED  
 16 YEARS OF AGE AND UNDER

MONTH JUNE

YEAR 2016

| CLASSIFICATION OF OFFENSES          | SEX | AGE |   |       |   |       | RACE |       |   |       |   | ETHNIC |       |              |               |               |              |
|-------------------------------------|-----|-----|---|-------|---|-------|------|-------|---|-------|---|--------|-------|--------------|---------------|---------------|--------------|
|                                     |     | 0 9 |   | 10 12 |   | 13 14 |      | 15 16 |   | TOTAL |   | White  | Black | Native Amer. | Asian/Pacific | Whi. Hispanic | Blk Hispanic |
|                                     |     |     |   |       |   |       |      |       |   |       |   |        |       |              |               |               |              |
| Driving Under the Influence         | M   |     |   |       |   |       |      |       |   |       |   |        |       |              |               |               |              |
|                                     | F   |     |   |       |   |       |      |       |   |       |   |        |       |              |               |               |              |
| Liquor Laws                         | M   |     |   |       |   |       |      |       |   |       |   |        |       |              |               |               |              |
|                                     | F   |     |   |       |   |       |      |       |   |       |   |        |       |              |               |               |              |
| Drunkenness                         | M   |     |   |       |   |       |      |       |   |       |   |        |       |              |               |               |              |
|                                     | F   |     |   |       |   |       |      |       |   |       |   |        |       |              |               |               |              |
| Disorderly Conduct                  | M   |     |   |       |   |       |      |       |   |       |   |        |       |              |               |               |              |
|                                     | F   |     |   |       |   |       |      |       |   |       |   |        |       |              |               |               |              |
| Vagrancy                            | M   |     |   |       |   |       |      |       |   |       |   |        |       |              |               |               |              |
|                                     | F   |     |   |       |   |       |      |       |   |       |   |        |       |              |               |               |              |
| All Other Offenses (except Traffic) | M   |     |   |       |   |       |      |       |   |       |   |        |       |              |               |               |              |
|                                     | F   |     |   |       |   |       |      |       |   |       |   |        |       |              |               |               |              |
| Suspicion                           | M   |     |   |       |   |       |      |       |   |       |   |        |       |              |               |               |              |
|                                     | F   |     |   |       |   |       |      |       |   |       |   |        |       |              |               |               |              |
| Curfew and Loitering                | M   |     |   |       |   |       |      |       |   |       |   |        |       |              |               |               |              |
|                                     | F   |     |   |       |   |       |      |       |   |       |   |        |       |              |               |               |              |
| Run-Aways                           | M   |     |   |       |   |       |      |       |   |       |   |        |       |              |               |               |              |
|                                     | F   |     |   |       |   |       |      |       |   |       |   |        |       |              |               |               |              |
| <b>Total</b>                        |     | 0   | 0 | 0     | 0 | 0     | 0    | 0     | 0 | 0     | 0 | 0      | 0     | 0            | 0             | 0             | 0            |

JUNE 2016  
 Month and Year of Report

GA 060240X  
 Agency Identifier

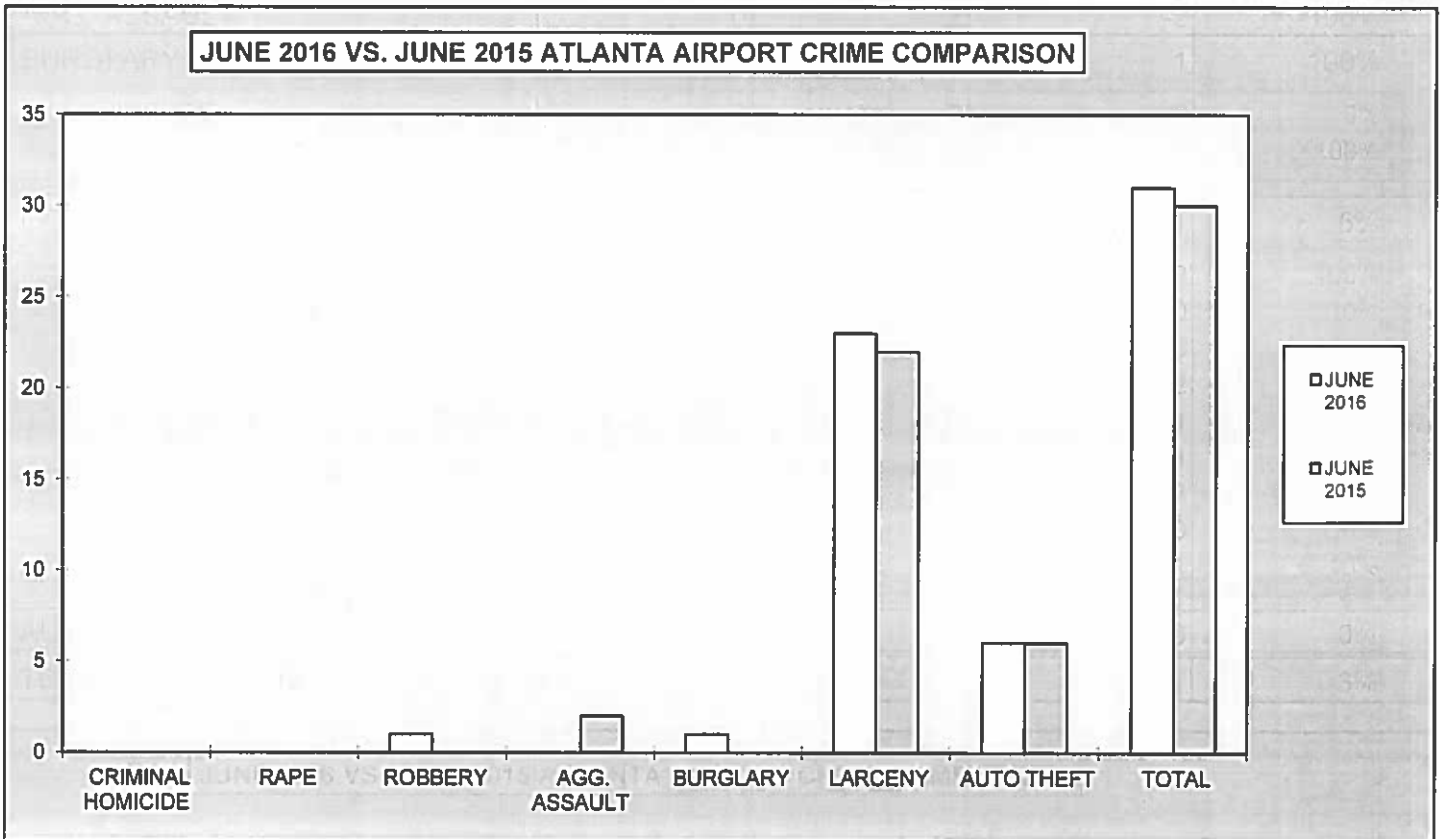
AUGUST 5, 2016  
 Date

Prepared By [Signature] LIEUTENANT  
 Chief, Commissioner, Sheriff, or Superintendent  
[Signature] CHIEF

ATLANTA AIRPORT POLICE - GEORGIA  
 Agency and State

2016  
ATLANTA AIRPORT  
MONTHLY CRIME COMPARISON

| CRIME                        | JUNE 2016 | JUNE 2015 | # DIFFERENCE | % DIFFERENCE |
|------------------------------|-----------|-----------|--------------|--------------|
| CRIMINAL HOMICIDE            | 0         | 0         | 0            | 0%           |
| RAPE                         | 0         | 0         | 0            | 0%           |
| ROBBERY                      | 1         | 0         | 1            | 100%         |
| AGG. ASSAULT                 | 0         | 2         | -2           | -100%        |
| BURGLARY                     | 1         | 0         | 1            | 100%         |
| RESIDENCE                    | 0         | 0         | 0            | 0%           |
| NON-RESIDENCE                | 1         | 0         | 1            | 100%         |
| LARCENY                      | 23        | 22        | 1            | 5%           |
| POCKETPICKING                | 2         | 0         | 2            | 100%         |
| PURSE SNATCHING              | 0         | 0         | 0            | 0%           |
| SHOPLIFTING                  | 3         | 0         | 3            | 100%         |
| FROM MOTOR VEHICLES          | 1         | 3         | -2           | -67%         |
| MOTOR VEH. PARTS/ACCESSORIES | 1         | 0         | 1            | 100%         |
| BICYCLES                     | 0         | 1         | -1           | -100%        |
| FROM BUILDINGS               | 5         | 8         | -3           | -38%         |
| FROM COIN OPERATED MACHINES  | 0         | 0         | 0            | 0%           |
| ALL OTHER                    | 11        | 10        | 1            | 10%          |
| AUTO THEFT                   | 6         | 6         | 0            | 0%           |
| <b>TOTAL</b>                 | <b>31</b> | <b>30</b> | <b>1</b>     | <b>3%</b>    |

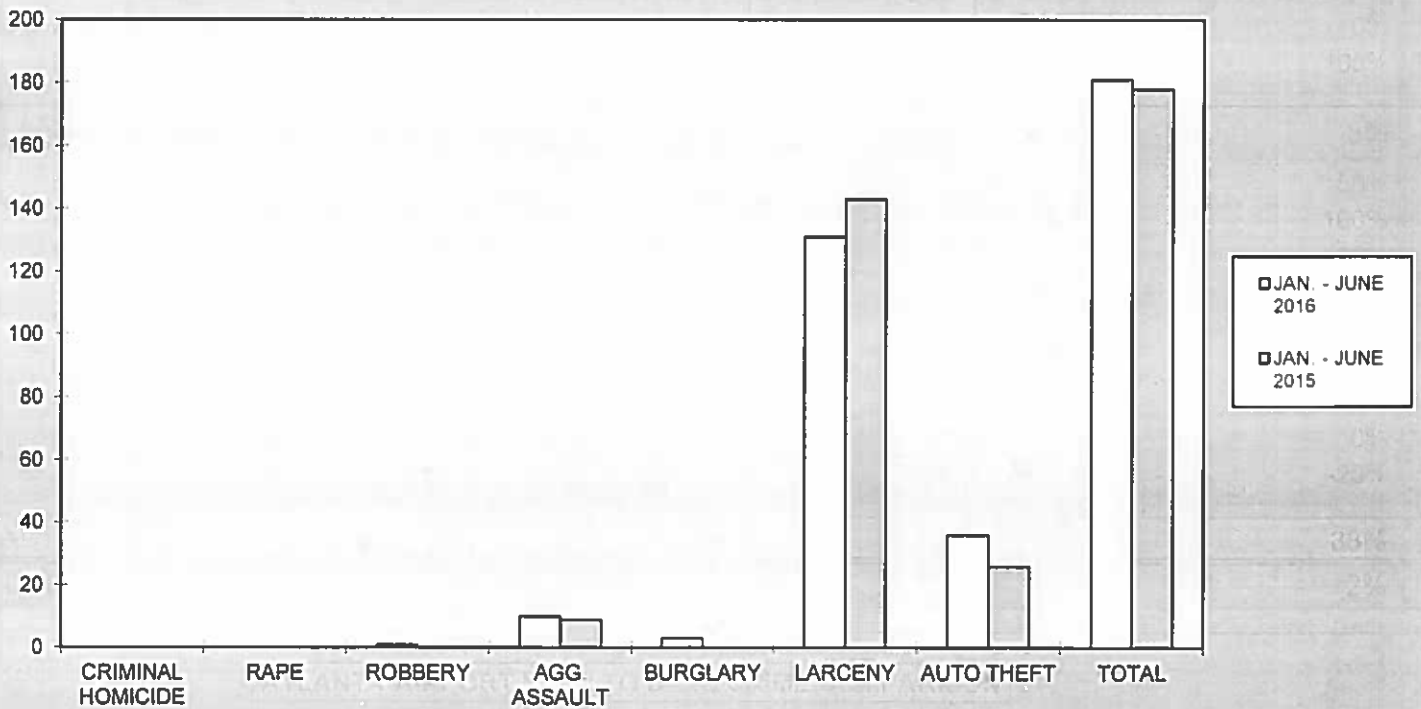


**2016  
ATLANTA AIRPORT  
YEAR TO DATE CRIME COMPARISON**

**FIRST 6 MONTHS**

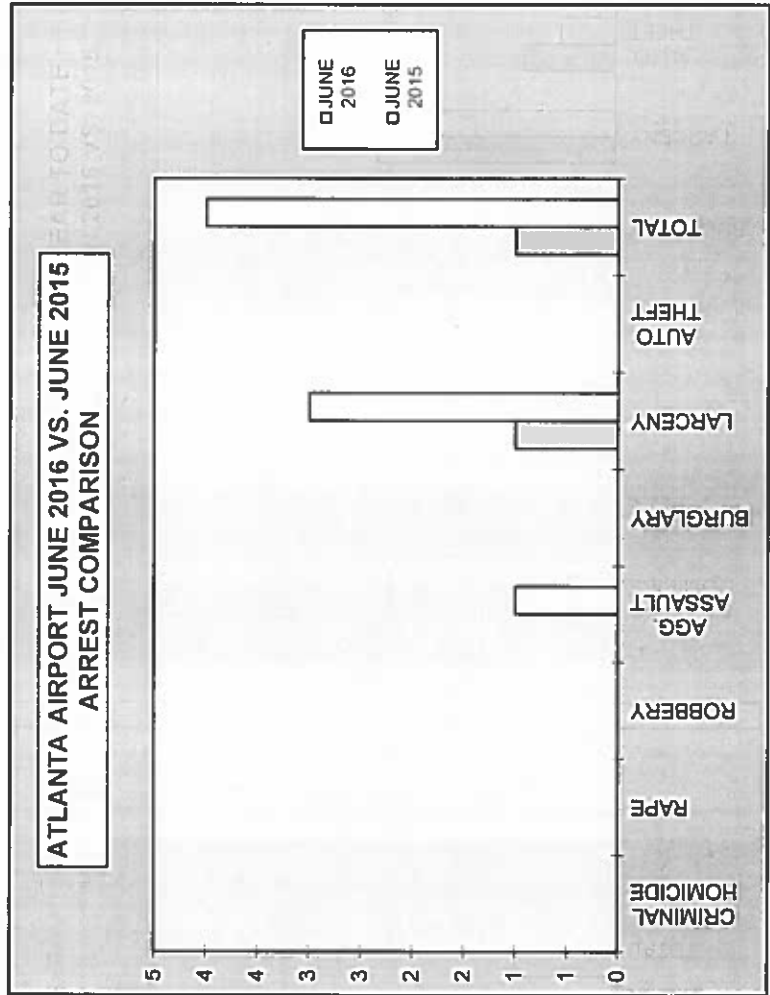
| CRIME                        | JAN. - JUNE 2016 | JAN. - JUNE 2015 | # DIFFERENCE | % DIFFERENCE |
|------------------------------|------------------|------------------|--------------|--------------|
| CRIMINAL HOMICIDE            | 0                | 0                | 0            | 0%           |
| RAPE                         | 0                | 0                | 0            | 0%           |
| ROBBERY                      | 1                | 0                | 1            | 100%         |
| AGG. ASSAULT                 | 10               | 9                | 1            | 11%          |
| BURGLARY                     | 3                | 0                | 3            | 100%         |
| RESIDENCE                    | 0                | 0                | 0            | 0%           |
| NON-RESIDENCE                | 3                | 0                | 3            | 100%         |
| LARCENY                      | 131              | 143              | -12          | -8%          |
| POCKETPICKING                | 2                | 4                | -2           | -50%         |
| PURSE SNATCHING              | 5                | 0                | 5            | 100%         |
| SHOPLIFTING                  | 6                | 9                | -3           | -33%         |
| FROM MOTOR VEHICLES          | 18               | 21               | -3           | -14%         |
| MOTOR VEH. PARTS/ACCESSORIES | 13               | 2                | 11           | 550%         |
| BICYCLES                     | 0                | 1                | -1           | -100%        |
| FROM BUILDINGS               | 38               | 45               | -7           | -16%         |
| FROM COIN OPERATED MACHINES  | 0                | 0                | 0            | 0%           |
| ALL OTHER                    | 49               | 61               | -12          | -20%         |
| AUTO THEFT                   | 36               | 26               | 10           | 38%          |
| <b>TOTAL</b>                 | <b>181</b>       | <b>178</b>       | <b>3</b>     | <b>2%</b>    |

**ATLANTA AIRPORT YEAR TO DATE CRIME COMPARISON**

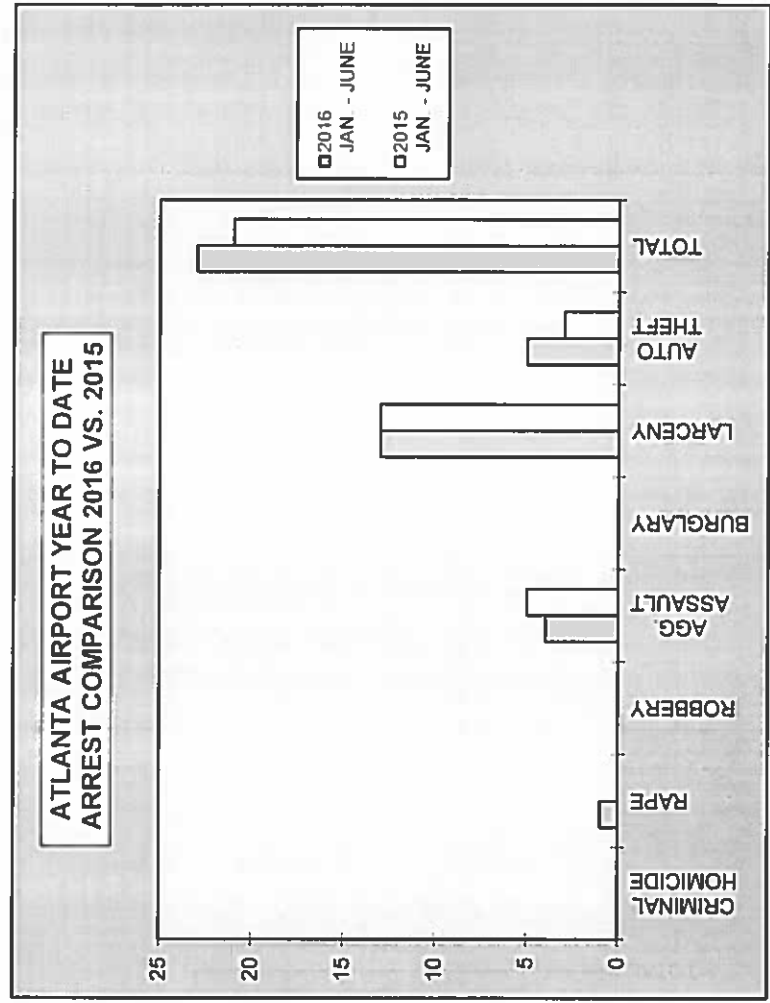


2016  
ATLANTA AIRPORT  
ARREST COMPARISON

| JUNE ARREST COMPARISON |           |           |              |              |  |
|------------------------|-----------|-----------|--------------|--------------|--|
| CRIME                  | JUNE 2016 | JUNE 2015 | # DIFFERENCE | % DIFFERENCE |  |
| CRIMINAL HOMICIDE      | 0         | 0         | 0            | 0%           |  |
| RAPE                   | 0         | 0         | 0            | 0%           |  |
| ROBBERY                | 0         | 0         | 0            | 0%           |  |
| AGG. ASSAULT           | 0         | 1         | -1           | -100%        |  |
| BURGLARY               | 0         | 0         | 0            | 0%           |  |
| LARCENY                | 1         | 3         | -2           | -67%         |  |
| AUTO THEFT             | 0         | 0         | 0            | 0%           |  |
| <b>TOTAL</b>           | <b>1</b>  | <b>4</b>  | <b>-3</b>    | <b>-75%</b>  |  |



| FIRST 6 MONTHS ARREST COMPARISON |                 |                  |              |              |  |
|----------------------------------|-----------------|------------------|--------------|--------------|--|
| CRIME                            | 2016 JAN - JUNE | 2015 JAN. - JUNE | # DIFFERENCE | % DIFFERENCE |  |
| CRIMINAL HOMICIDE                | 0               | 0                | 0            | 0%           |  |
| RAPE                             | 1               | 0                | 1            | 100%         |  |
| ROBBERY                          | 0               | 0                | 0            | 0%           |  |
| AGG. ASSAULT                     | 4               | 5                | -1           | -20%         |  |
| BURGLARY                         | 0               | 0                | 0            | 0%           |  |
| LARCENY                          | 13              | 13               | 0            | 0%           |  |
| AUTO THEFT                       | 5               | 3                | 2            | 67%          |  |
| <b>TOTAL</b>                     | <b>23</b>       | <b>21</b>        | <b>2</b>     | <b>10%</b>   |  |



**2016  
ATLANTA AIRPORT  
CLEAR-UP RATE**

| <b>CRIME</b>      | <b>ATLANTA AIRPORT JUNE 2016<br/>CLEAR-UP RATE</b> | <b>ATLANTA AIRPORT JUNE 2015<br/>CLEAR-UP RATE</b> |
|-------------------|--|--|
| CRIMINAL HOMICIDE | 0%   | 0%   |
| RAPE              | 0%   | 0%   |
| ROBBERY           | 0%   | 0%   |
| AGG. ASSAULT      | 0%   | 50%  |
| BURGLARY          | 0%   | 0%   |
| LARCENY           | 4%   | 9%   |
| AUTO THEFT        | 0%   | 0%   |

