

# FBI UNIFORM CRIME REPORTING

ATLANTA POLICE DEPARTMENT

226 PEACHTREE STREET, SW

ATLANTA, GEORGIA 30303



JULY 2016

SUPPORT SERVICES DIVISION  
INFORMATION SERVICES SECTION

# TABLE OF CONTENTS

	Page
U. C. R. COMPARATIVE CRIME REPORT -----	1
RETURN A - MONTHLY RETURN OF OFFENSES KNOWN TO THE POLICE -----	2
PROPERTY STOLEN BY CLASSIFICATION -----	3
	3a
LAW ENFORCEMENT OFFICERS KILLED OR ASSAULTED -----	4
MONTHLY RETURN OF ARSON OFFENSES KNOWN TO LAW ENFORCEMENT -----	5
POLICE DISPOSITION OF JUVENILES -----	6
SUPPLEMENTARY HOMICIDE REPORT -----	7
	7a
SEX AND RACE OF PERSONS ARRESTED -----	8
	8a-8e
HOMICIDE COMPARISON REPORT -----	9
HOMICIDE BREAKDOWN REPORT -----	10
SEVEN MAJOR CRIMES - MONTHLY CRIME COMPARISON -----	11
SEVEN MAJOR CRIMES - YEAR TO DATE CRIME COMPARISON -----	12
SEVEN MAJOR CRIMES ARREST MONTHLY AND YEAR TO DATE COMPARISON -----	13
CRIMES AGAINST PERSONS MONTHLY AND YEAR TO DATE COMPARISON -----	14
CRIMES AGAINST PROPERTY MONTHLY AND YEAR TO DATE COMPARISON -----	15
CRIMES AGAINST PERSONS & PROPERTY MONTHLY COMPARISON BY ZONES -----	16
CRIMES AGAINST PERSONS & PROPERTY YEAR TO DATE COMPARISON BY ZONES -----	17
SEVEN MAJOR CRIMES MONTHLY CRIME COMPARISON BY ZONES -----	18
SEVEN MAJOR CRIMES - YEAR TO DATE CRIME COMPARISON BY ZONES -----	19
SEVEN MAJOR CRIMES - MONTHLY CRIME COMPARISON - ZONE 1 -----	20
SEVEN MAJOR CRIMES - YEAR TO DATE CRIME COMPARISON - ZONE 1 -----	21
SEVEN MAJOR CRIMES - MONTHLY CRIME COMPARISON - ZONE 2 -----	22
SEVEN MAJOR CRIMES - YEAR TO DATE CRIME COMPARISON - ZONE 2 -----	23
SEVEN MAJOR CRIMES - MONTHLY CRIME COMPARISON - ZONE 3 -----	24
SEVEN MAJOR CRIMES - YEAR TO DATE CRIME COMPARISON - ZONE 3 -----	25
SEVEN MAJOR CRIMES - MONTHLY CRIME COMPARISON - ZONE 4 -----	26
SEVEN MAJOR CRIMES - YEAR TO DATE CRIME COMPARISON - ZONE 4 -----	27
SEVEN MAJOR CRIMES - MONTHLY CRIME COMPARISON - ZONE 5 -----	28
SEVEN MAJOR CRIMES - YEAR TO DATE CRIME COMPARISON - ZONE 5 -----	29
SEVEN MAJOR CRIMES - MONTHLY CRIME COMPARISON - ZONE 6 -----	30
SEVEN MAJOR CRIMES - YEAR TO DATE CRIME COMPARISON - ZONE 6 -----	31
CLEAR-UP RATE COMPARISON -----	32
<b>ATLANTA AIRPORT -----</b>	<b>33</b>
RETURN A - MONTHLY RETURN OF OFFENSES KNOWN TO THE POLICE -----	34
PROPERTY STOLEN BY CLASSIFICATION -----	35
	35a
SEX AND RACE OF PERSONS ARRESTED -----	36
	36a-36e
SEVEN MAJOR CRIMES - MONTHLY CRIME COMPARISON -----	37
SEVEN MAJOR CRIMES - YEAR TO DATE CRIME COMPARISON -----	38
SEVEN MAJOR CRIMES ARREST MONTHLY AND YEAR TO DATE COMPARISON -----	39
CLEAR-UP RATE COMPARISON -----	40

JULY 2016

U.C.R. COMPARATIVE CRIME REPORT  
SUPPORT SERVICES DIVISION  
INFORMATION SERVICES SECTION

	JULY 2016		JULY 2015		COMPARATIVE ACTUAL	% CHANGE ACTUAL	COMPARATIVE CLEARED	% CHANGE CLEARED
	ACTUAL	CLEARED	ACTUAL	CLEARED				
MURDER	12	9	12	8	0	0%	1	13%
RAPE	13	1	16	3	-3	-19%	-2	-67%
ROBBERY	174	23	182	22	-8	-4%	1	5%
AGG. ASSAULT	244	93	275	140	-31	-11%	-47	-34%
BURGLARY - RESIDENCE	345		311		34	11%		
BURGLARY - NON-RESIDENCE	75	22	84	37	-9	-11%	-15	-41%
LARCENY - \$200 AND OVER	268		310		-42	-14%		
LARCENY - \$50 TO \$199	67	190	96	227	-29	-30%	-37	-16%
LARCENY - UNDER \$50	1,079		1,079		0	0%		
AUTO THEFT	357	23	401	29	-44	-11%	-6	-21%
<b>TOTAL</b>	<b>2,634</b>		<b>2,766</b>		<b>-132</b>	<b>-5%</b>		
AUTOS RECOVERED	52		42		10	24%		

	2016 JANUARY - JULY		2015 JANUARY - JULY		COMPARATIVE ACTUAL	% CHANGE ACTUAL	COMPARATIVE CLEARED	% CHANGE CLEARED
	ACTUAL	CLEARED	ACTUAL	CLEARED				
MURDER	69	50	57	43	12	21%	7	16%
RAPE	73	35	99	46	-26	-26%	-11	-24%
ROBBERY	1,266	293	1,087	246	179	16%	47	19%
AGG. ASSAULT	1,566	822	1,771	918	-205	-12%	-96	-10%
BURGLARY - RESIDENCE	2,032		2,212		-180	-8%		
BURGLARY - NON-RESIDENCE	559	226	441	230	118	27%	-4	-2%
LARCENY - \$200 AND OVER	1,716		2,014		-298	-15%		
LARCENY - \$50 TO \$199	442	1,438	582	1,701	-140	-24%	-263	-15%
LARCENY - UNDER \$50	6,763		6,592		171	3%		
AUTO THEFT	2,201	193	2,585	157	-384	-15%	36	23%
<b>TOTAL</b>	<b>16,687</b>		<b>17,440</b>		<b>-753</b>	<b>-4%</b>		
AUTOS RECOVERED	463		537		-74	-14%		

**RETURN A - MONTHLY RETURN OF OFFENSES KNOWN TO THE POLICE**

1-720b (Rev. 8-30-94)  
OMB No. 1110-0001

This report is authorized by law Title 28, Section 534, U. S. Code. While you are not required to respond, your cooperation in forwarding this report by the 7th day after the close of the month to Uniform Crime Reports, Federal Bureau of Investigation, Washington, D. C. 20535, will assist in compiling comprehensive, accurate national crime figures on a timely basis.

1	2	3	4	5	6
CLASSIFICATION OF OFFENSES	OFFENSES REPORTED OR KNOWN TO POLICE (INCLUDE "UNFOUNDED" AND ATTEMPTS)	UNFOUNDED, I.E., FALSE OR BASELESS COMPLAINTS	NUMBER OF ACTUAL OFFENSES (COLUMN 2 MINUS COLUMN 3) INCLUDE ATTEMPTS	TOTAL OFFENSES CLEARED BY ARREST OR EXCEPTIONAL MEANS (INCLUDES COL. 6)	NUMBER OF CLEARANCES INVOLVING ONLY PERSONS UNDER 18 YEARS OF AGE
1. CRIMINAL HOMICIDE					
a. MURDER AND NONNEGLIGENT HOMICIDE	13	1	12	9	0
b. MANSLAUGHTER BY NEGLIGENCE					
2. FORCIBLE RAPE TOTAL	13	0	13	1	0
a. Rape by Force	12	0	12	1	0
b. Attempts to commit Forcible Rape	1	0	1	0	0
3. ROBBERY TOTAL	182	8	174	23	4
a. Firearm	126	8	118	12	2
b. Knife or Cutting Instrument	6	0	6	1	0
c. Other Dangerous Weapon	10	0	10	2	0
d. Strong-Arm (Hands, Fists, Feet, etc.)	40	0	40	8	2
4. ASSAULT TOTAL	698	12	686	264	12
a. Firearm	112	6	106	30	0
b. Knife or cutting instrument	36	0	36	20	1
c. Other Dangerous Weapon	72	1	71	28	2
d. Strong-Arm	31	0	31	15	3
e. Other Assaults - Simple, Not Aggravated	447	5	442	171	6
5. BURGLARY TOTAL	428	8	420	22	2
a. Forcible Entry	313	3	310	16	2
b. Unlawful Entry - No Force	90	4	86	6	0
c. Attempted Forcible Entry	25	1	24	0	0
6. LARCENY THEFT TOTAL (except Motor Vehicle Theft)	1,448	34	1,414	190	11
7. MOTOR VEHICLE THEFT TOTAL	378	21	357	23	4
a. Autos	328	21	307	16	4
b. Trucks and Buses	34	0	34	1	0
c. Other Vehicles	16	0	16	6	0
GRAND TOTAL	3,160	84	3,076	532	33

CHECKING ANY OF THE APPROPRIATE BLOCKS BELOW WILL ELIMINATE YOUR NEED TO SUBMIT REPORTS WHEN THE VALUES ARE ZERO. THIS WILL ALSO AID THE NATIONAL PROGRAM IN ITS QUALITY CONTROL EFFORTS.

- NO SUPPLEMENTARY HOMICIDE REPORT SUBMITTED SINCE NO MURDERS, JUSTIFIABLE HOMICIDES, OR MANSLAUGHTER BY NEGLIGENCE OCCURRED IN THIS JURISDICTION DURING THE MONTH.
- NO SUPPLEMENT TO RETURN A REPORT SINCE NO CRIME OFFENSES OR RECOVERY OF PROPERTY REPORTED DURING THE MONTH.
- NO LAW ENFORCEMENT OFFICERS KILLED OR ASSAULTED REPORT SINCE NONE OF THE OFFICERS WERE ASSAULTED OR KILLED DURING THE MONTH.

- NO AGE, SEX, AND RACE OF PERSONS ARRESTED UNDER 18 YEARS OF AGE REPORT SINCE NO ARRESTS OF PERSONS WITHIN THIS AGE GROUP.
- NO AGE, SEX, AND RACE OF PERSONS ARRESTED 18 YEARS OF AGE AND OVER REPORT SINCE NO ARRESTS OF PERSONS WITHIN THIS AGE GROUP.
- NO MONTHLY RETURN OF ARSON OFFENSES KNOWN TO LAW ENFORCEMENT REPORT SINCE NO ARSONS OCCURRED.

DO NOT USE THIS SPACE

	INITIALS
RECORDED	
EDITED	
ENTERED	
ADJUSTED	
LOCKED	

\* TOTALS INCLUDE PREVIOUS OFFENSES

JULY 2016

Month and Year of Report

GAAPD 0000

Agency Identifier

AUGUST 25, 2016

Date

ATLANTA POLICE DEPARTMENT - GEORGIA

Agency and State

*J. [Signature]* **LIEUTENANT**  
Prepared by Title  
*A. [Signature]* **CHIEF**  
Chief, Commissioner, Sheriff, or Superintendent

## PROPERTY STOLEN BY CLASSIFICATION

CLASSIFICATION	DATA ENTRY	Number of Actual Offenses (Column 4 Return A)	Monetary Value of Property Stolen
<b>1. MURDER AND NONNEGLIGENT MANSLAUGHTER</b>	12	12	\$ 0.00
<b>2. FORCIBLE RAPE</b>	20	13	\$ 110.00
<b>3. ROBBERY</b>			
(a) HIGHWAY (streets alleys etc.)	31	124	42,881.00
(b) COMMERCIAL HOUSE (except c d and f)	32	11	6,626.00
(c) GAS OR SERVICE STATION	33	4	41.00
(d) CONVENIENCE STORE	34	2	0.00
(e) RESIDENCE (anywhere on premises)	35	26	60,131.00
(f) BANK	36	0	0.00
(g) MISCELLANEOUS	37	7	104.00
<b>TOTAL ROBBERY</b>	<b>30</b>	<b>174</b>	<b>\$ 109,783.00</b>
<b>5. BURGLARY - BREAKING OR ENTERING</b>			
(a) RESIDENCE (dwelling)			
(1) NIGHT (6 p.m. - 6 a.m.)	51	124	65,882.00
(2) DAY (6 a.m. - 6 p.m.)	52	221	138,229.00
(3) UNKNOWN	53	0	0.00
(b) NON-RESIDENCE (store office, etc.)			
(1) NIGHT (6 p.m. - 6 a.m.)	54	60	122,142.00
(2) DAY (6 a.m. - 6 p.m.)	55	15	82,527.00
(3) UNKNOWN	56	0	0.00
<b>TOTAL BURGLARY</b>	<b>50</b>	<b>420</b>	<b>\$ 408,780.00</b>
<b>6. LARCENY - THEFT (Except Motor Vehicle Theft)</b>			
(a) \$200 AND OVER	61	268	782,044.00
(b) \$50 TO \$200	62	67	6,736.00
(c) UNDER \$50	63	1,079	2,875.00
<b>TOTAL LARCENY (Same as Item 6X)</b>	<b>60</b>	<b>1,414</b>	<b>\$ 791,655.00</b>
<b>7. MOTOR VEHICLE THEFT (Include Alleged Joy Ride)</b>	70	357	\$ 81,030.00
<b>GRAND TOTAL - ALL ITEMS</b>	<b>77</b>		<b>\$ 1,391,358.00</b>
<b>ADDITIONAL ANALYSIS OF LARCENY AND MOTOR VEHICLE THEFT</b>			
<b>6X. NATURE OF LARCENIES UNDER ITEM 6</b>			
(a) POCKET-PICKING	81	4	54.00
(b) PURSE-SNATCHING	82	32	7,549.00
(c) SHOPLIFTING	83	232	29,064.00
(d) FROM MOTOR VEHICLES (except e)	84	737	492,220.00
(e) MOTOR VEHICLE PARTS AND ACCESSORIES	85	86	18,587.00
(f) BICYCLES	86	20	12,579.00
(g) FROM BUILDING (except c and h)	87	139	56,622.00
(h) FROM ANY COIN-OPERATED MACHINES (parking meters, etc.)	88	5	673.00
(i) ALL OTHER	89	159	174,307.00
<b>TOTAL LARCENIES (Same as Item 6)</b>	<b>80</b>	<b>1,414</b>	<b>\$ 791,655.00</b>
<b>7X. MOTOR VEHICLES RECOVERED</b>			
(a) STOLEN LOCALLY AND RECOVERED LOCALLY	91	52	
(b) STOLEN LOCALLY AND RECOVERED BY OTHER JURISDICTIONS	92	0	
(c) TOTAL LOCALLY STOLEN MOTOR VEHICLES RECOVERED (a & b)	93	52	
(d) STOLEN IN OTHER JURISDICTIONS AND RECOVERED LOCALLY	90	N/A	

SUPPLEMENT TO RETURN A  
MONTHLY RETURN OF OFFENSES KNOWN TO THE POLICE

1-706 (Rev 8-30-94)  
Form Approved  
OMB No. 1110-0007

This report is authorized by law, Title 28, Section 534, U. S. Code. While you are not required to respond, your cooperation in submitting this report with the Return A will assist the FBI in compiling comprehensive, accurate figures on a timely basis.

This form deals with the nature of crime and the monetary value of property stolen and recovered. The total offenses recorded on the form should be the same as the number of actual offenses listed in Column 4 of the Return A for each crime class. Include attempted crimes on this form, but do not include unfounded offenses. If you cannot complete the report in all areas, please record as much information as is available. Tally sheets will be sent upon request.

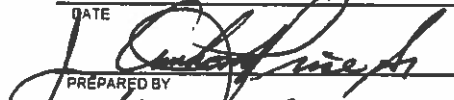

PROPERTY BY TYPE AND VALUE

Type of Property (1)	Data Entry	Monetary Value of Property Stolen in Your Jurisdiction	
		Stolen (2)	Recovered (3)
(A) Currency, Notes, Etc.	01	\$ 227,221.00	\$ 0.00
(B) Jewelry and Precious Metals	02	364,308.00	0.00
(C) Clothing and Furs	03	28,440.00	0.00
(D) Locally Stolen Motor Vehicles	04	81,030.00	6,543.00
(E) Office Equipment	05	6,842.00	0.00
(F) Televisions, Radios, Stereos, Etc.	06	209,856.00	0.00
(G) Firearms	07	16,082.00	1.00
(H) Household Goods	08	3,800.00	0.00
(I) Consumable Goods	09	71,002.00	0.00
(J) Livestock	10	0.00	0.00
(K) Miscellaneous	11	382,777.00	3.00
<b>TOTAL</b>	<b>00</b>	<b>\$ 1,391,358.00</b>	<b>\$ 6,547.00</b>

The total of this column should agree with the Grand Total (DATA ENTRY 77) shown on page 2.

Include in this column all property recovered even though stolen in prior months. The above is an accounting for only that property stolen in your jurisdiction. This will include property recovered for you by other jurisdictions, but not property you recover for them.

AUGUST 26, 2016

DATE \_\_\_\_\_  
  
 PREPARED BY \_\_\_\_\_ TITLE LIEUTENANT  
  
 CHIEF  
 CHIEF, COMMISSIONER, SHERIFF OR SUPERINTENDENT

JULY 2016

Month and Year of Report

GAAPD 0000

Agency Identifier

ATLANTA POLICE DEPARTMENT - GEORGIA

Agency and State

**LAW ENFORCEMENT OFFICERS KILLED OR ASSAULTED**

It is requested this report be completed and transmitted with monthly crime reports to: Director, Federal Bureau of Investigation, Uniform Crime Reports, Washington, D. C. 20535. This form should be used to report the number of your officers who were assaulted or killed in the line of duty during the month. Additional information concerning officers killed will be requested by a separate questionnaire.

<b>OFFICERS KILLED</b> Number of your law enforcement officers killed in the line of duty this month.	By felonious act <u>          0          </u> By accident or negligence <u>          0          </u>
--	---

**Officers Assaulted (Do not include officers killed) - See other side for instructions.**

Type of Activity	Total Assaults by Weapon	Type of Weapon					Type of Assignment						Police Assaults Cleared
		Firearm	Knife or Other Cutting Instrument	Other Dangerous Weapon	Hands, Fists, Feet, etc.	Two-Officer Vehicle	One-Officer Vehicle		Detective or Special Assign.		Other		
							Alone	As-sisted	Alone	As-sisted	Alone	As-sisted	
A	B	C	D	E	F	G	H	I	J	K	L	M	
1. Responding to "Disturbance" calls (family quarrels, man with gun, etc.)	0												
2. Burglaries in progress or pursuing burglary suspects	0												
3. Robberies in progress or pursuing robbery suspects	0												
4. Attempting other arrests	0												
5. Civil disorder (riot, mass disobedience)	0												
6. Handling, transporting, custody of prisoners	4	1			3		1	3					4
7. Investigating suspicious persons or circumstances	4	4						4					4
8. Ambush - no warning	0												
9. Mentally deranged	0												
10. Traffic pursuits and stops	0												
11. All Other	1		1								1		1
<b>12. TOTAL (1-11)</b>	<b>9</b>	<b>5</b>	<b>1</b>	<b>0</b>	<b>3</b>	<b>0</b>	<b>1</b>	<b>7</b>	<b>0</b>	<b>0</b>	<b>1</b>	<b>0</b>	<b>9</b>
13. Number with personal injury	0												
14. Number without personal injury	9	5	1		3								
15. Time of assaults													
AM													1
PM	1	1	2		4								

DO NOT WRITE HERE	
Recorded	Initials
Edited	
Punched	
Verified	
Adjusted	
DOJ/FBI	

JULY 2016 Month and Year	GAAPD 0000 Agency Identifier	 Prepared By	LIEUTENANT Title
ATLANTA POLICE DEPARTMENT Agency	GEORGIA State	 Chief, Sheriff, Commissioner, Superintendent	CHIEF Title

MONTHLY RETURN OF ARSON OFFENSES KNOWN TO LAW ENFORCEMENT

DO-73 (2-11-82)  
Form Approved  
OMB No. 1110-0008

This report is authorized by law Title 28, Section 534, United States Code, and the enactment of the fiscal year 1979, Department of Justice Authorization Bill S. 3151. While you are not required to respond, your cooperation in using this form to report all incidents of arson which become known to your department during the month will assist the FBI in compiling comprehensive, accurate data on a timely basis. Instructions appear on reverse side.

1 PROPERTY CLASSIFICATION	2 Offenses Reported or Known to Police (Include Unfounded and Attempts)	3 Unfounded, i.e. False or Baseless Complaints	4 Number of Actual Offenses (Column 2 Minus Column 3 (Include Attempts))	5 Total Offenses Cleared by Arrest or Exceptional Means (Include Column 6)	6 Number of Clearances Involving Only Persons Under 18 Years of Age	7 Offenses Where Structures Uninhabited, Abandoned, or not Normally in Use	8 Estimated Value of Property Damage
<b>A. Single Occupancy Residential:</b> Houses, Townhouses, Duplexes, etc.	4	3	1			1	\$ 50,000.
<b>B. Other Residential:</b> Apartments, Tenements, Flats, Hotels, Motels, Inns, Dormitories, Boarding Houses, etc.	8	6	2			1	\$ 2,000.
<b>C. Storage:</b> Barns, Garages, Warehouses, etc.							
<b>D. Industrial/Manufacturing</b>							
<b>E. Other Commercial:</b> Stores, Restaurants, Offices, etc.	1	1					
<b>F. Community/Public:</b> Churches, Jails, Schools, Colleges, Hospitals, etc.							
<b>G. All Other Structure:</b> Out Buildings, Monuments, Buildings Under Construction, etc.							
<b>TOTAL STRUCTURE</b>	13	10	3			2	\$ 52,000.
<b>H. Motor Vehicles:</b> Automobiles, Trucks, Buses, Motorcycles, etc.:	4	1	3				\$ 45,000.
<b>I. Other Mobile Property:</b> Trailers, Recreational Vehicles, Airplanes, Boats, etc.							
<b>TOTAL MOBILE</b>	4	1	3				\$ 45,000.
<b>J. TOTAL OTHER</b> Crops, Timber, Fences, Signs, etc.							
<b>GRAND TOTAL</b>	17	11	6			2	\$ 97,000.

**S T R U C T U R A L**

**M O B I L E**

Agency Identifier GAAPD 0000 Month JULY 2016  
 Agency ATLANTA POLICE DEPARTMENT State GEORGIA  
 Prepared by [Signature] LIEUTENANT  
[Signature] Chief, Commissioner, Sheriff, or Superintendent CHIEF

DO NOT WRITE HERE				
Recorded				
Edited				
Entered				
Adjusted				
Corres.				

SSD/8-17-16



AGENCY IDENTIFIER GAAPD 0000 REPORTING PERIOD JULY 2016

AGENCY NAME ATLANTA POLICE DEPARTMENT

**POLICE DISPOSITION OF JUVENILES**

-Not to include neglect or traffic cases-

1. Handled within Department and released.  
(Warning, released to parents, etc.)

2. Referred to juvenile court or probation department.

3. Referred to welfare agency.

4. Referred to other police agency.

5. Referred to criminal or adult court.

\_\_\_\_\_  
61  
\_\_\_\_\_  
\_\_\_\_\_  
\_\_\_\_\_  
61

TOTAL

AUGUST 19, 2016

DATE

*J. [Signature]*

PREPARED BY

LIEUTENANT

TITLE

*George V. Turner*

APPROVED BY

CHIEF

TITLE

GCIC USE ONLY

Recorded	_____
Reviewed	_____
Punched	_____
Verified	_____

RETURN TO

Georgia Crime Information Center/Uniform Crime Reporting  
P. O. Box 1456  
Atlanta, Georgia 30301

Return on or before the 7th of the following month.

GCIC/UCR-012 (9/74)

PAGE 1 OF 2  
 SUPPLEMENTARY HOMICIDE REPORT

1-704 (Rev. 4-24-95)  
 Form Approved  
 OMB No. 1110-0002

This report is authorized by law Title 28, Section 534, United States Code. While you are not required to respond, your cooperation in using this form to list data pertaining to all homicides reported on your Return A will assist the FBI in compiling comprehensive, accurate data regarding this important classification on a timely basis.

1a. Murder and Nonnegligent Manslaughter

List below specific information for all offenses shown in item 1a of the monthly Return A. In addition, list all justifiable killings of felons by a citizen or by a peace officer in the line of duty. A brief explanation in the circumstances column regarding unfounded homicide offenses will aid the national Uniform Crime Reporting Program in editing the reports.

Incident	Situation*	Victim**				Offender**			Data Code		Weapon Used (Handgun, Rifle, Shotgun, Club, Poison, etc.)	Relationship of Victim to Offender (Husband, Wife, Son, Father, Acquaintance, Neighbor, Stranger, etc.)	Circumstances (Victim shot by robber, robbery victim shot robber, killed by patron during barroom brawl, etc.)	
		Age	Sex	Race	Ethnicity	Age	Sex	Race	Ethnicity	Do Not Write In These Spaces				
	B	36	F	B	N						HANDGUN - 40 CAL.	UNKNOWN	OTHER	
	A	48	M	B	N	41	M	B	N		HANDGUN	ACQUAINTANCE	OTHER ARGUMENTS	
	B	18	M	W	N						HANDGUN	UNKNOWN	OTHER	
	B	18	M	B	N						HANDGUN	UNKNOWN	OTHER	
	A	35	M	B	N	24	M	B	N		HANDGUN - 9 MM	STRANGER	OTHER - SENSELESS KILLING	
	B	27	M	B	N						HANDGUN - 40 CAL.	UNKNOWN	OTHER	
	B	25	F	B	N						HANDGUN	UNKNOWN	OTHER	
	B	67	M	B	N						HANDGUN - 45 CAL.	UNKNOWN	OTHER	
	B	59	F	B	N						HANDGUN	UNKNOWN	OTHER	
	A	55	M	B	N	49	F	B	N		KNIFE	BOYFRIEND	OTHER ARGUMENTS	

\*\* - See reverse side for explanation

DO NOT WRITE HERE				
Recorded				
Edited				
Punched				
Verified				
Adjusted				

JULY 2016  
 Month and Year

GAAPD 0000  
 Agency Identifier

GEORGIA  
 State

ATLANTA POLICE DEPARTMENT  
 Agency

Chief, Sheriff, Commissioner, Superintendent

LIEUTENANT  
 Title

CHIEF  
 Title

SSD/8-26-16

SUPPLEMENTARY HOMICIDE REPORT

1-704 (Rev. 4-24-95)  
Form Approved  
OMB No. 1110-0002

This report is authorized by law Title 28, Section 534, United States Code. While you are not required to respond, your cooperation in using this form to list data pertaining to all homicides reported on your Return A will assist the FBI in compiling comprehensive, accurate data regarding this important classification on a timely basis.

1a. Murder and Nonnegligent Manslaughter

List below specific information for all offenses shown in item 1a of the monthly Return A. In addition, list all justifiable killings of felons by a citizen or by a peace officer in the line of duty. A brief explanation in the circumstances column regarding unfounded homicide offenses will aid the national Uniform Crime Reporting Program in editing the reports.

Incident	Situation*	Victim **			Offender**			Data Code		Weapon Used (Handgun, Rifle, Shotgun, Club, Poison, etc.)	Relationship of Victim to Offender (Husband, Wife, Son, Father, Acquaintance, Neighbor, Stranger, etc.)	Circumstances (Victim shot by robber, robbery victim shot robber, killed by patron during barroom brawl, etc.)
		Age	Sex	Race	Ethnicity	Age	Sex	Race	Ethnicity			
	B	26	M	B	N					HANDGUN - 40 CAL.	UNKNOWN	OTHER
	B	18	M	B	N					HANDGUN - 9 MM	UNKNOWN	OTHER
	A	20	M	B	N	25	M	W	N	HANDGUN	STRANGER	FELON KILLED BY PRIVATE CITIZEN *

\*\* - See reverse side for explanation

JULY 2016  
Month and Year

GAAPD 0000  
Agency Identifier

GEORGIA  
State

ATLANTA POLICE DEPARTMENT  
Agency

Chief, Sheriff, Commissioner, Superintendent

*J. ...*  
Prepared By

LIEUTENANT  
Title

CHIEF  
Title

DO NOT WRITE HERE	
Recorded	
Edited	
Punched	
Verified	
Adjusted	

ATLANTA POLICE DEPARTMENT  
AGE, SEX, AND RACE OF PERSONS ARRESTED  
17 YEARS OF AGE AND OVER

CLASSIFICATION OF OFFENSES	SEX	AGE OF PERSON ARRESTED															TOTAL	RACE				ETHNIC															
		17	18	19	20	21	22	23	24	29	30	34	35	39	40	44		45	49	50	54	55	59	60	64	65	White	Black	Native Amer.	Asian/Pacific	Whi. Hispanic	Blck Hispanic					
Murder/Nonnegligent Manslaughter	M												2						1	2					5												
Manslaughter by Negligence	F						1													1					2												
Forcible Rape	M																								0												
	F																								0												
	M												1												1												
	F																								0												
Robbery	M	5	2							1	1	2	4						2						20												
	F												1												7							1	26				
Aggravated Assault	M	1	2	1								3	14	8	7	5	4	3							49												
	F	1	2	2								2	4	1	2	4	2	2							23							3	68				1
Burglary- Breaking or Entering	M	1	2							1	2	1	1	1	2	1	3	3	5						22												
	F																								1												
Larceny - Theft (except Motor Vehicle Theft)	M	7	6	8	6						6	2	4	20	18	13	15	10	8	12	12	10			145												
	F	1	1	5	2						1	2	2	12	6	5	2	2	2	1	1	1			45							26	163				1
Motor Vehicle Theft	M												1	10											17												
	F																								4							3	18				
Other Assaults	M	1	1	1	3						7	4	23	10	14	11	9	9	7						103												
	F	1	2	1	6						2	3	9	8	5	1	2	1	1	1	1	1			44							17	130				
Arson	M																								1												
	F																								0												
Forgery and Counterfeiting	M	1									1	1													9												
	F																								9							1	17				
Fraud	M																								26												
	F																								8							7	27				
Embezzlement	M																								5												
	F																								4							1	7				1
Stolen Property; Buying, Receiving, Possessing	M	2	1																						16												
	F																								1												
Vandalism	M	4																							23												
	F																								17							7	33				
Weapons	M		2	2	2	2	6	4	14	3	3	1	1	2	1	1	2	1	1	2	1	1	1	1	43												
	F																								3							6	40				



ATLANTA POLICE DEPARTMENT  
AGE, SEX, AND RACE OF PERSONS ARRESTED  
17 YEARS OF AGE AND OVER

MONTH JULY

YEAR 2016

CLASSIFICATION OF OFFENSES	SEX	AGE OF PERSON ARRESTED										TOTAL	RACE				ETHNIC																																				
		17	18	19	20	21	22	23	24	30	35		40	45	50	55	60	65	White	Black	Native Amer.	Asian/Pacific	Whi. Hispanic	Blck Hispanic																													
All Other Gambling	M																	1	2							3																											
	F																																																				
Offenses Against Family And Children	M					1															1																																
	F																																																				
Driving Under the Influence	M						1							2							5	3	1	1	2	1																											
	F					2				1				6							1	2																															
Liquor Laws	M								2					9	5	9	12	15	27	28	28	28	28	28	28	28	28	28	28	28	28	28	28	28	28	28	28	28	28	28	28	28	28	28	28	28	28	28	28	28	28	28	
	F													1							1	1																															
Drunkennes	M																				5	2	1	1	1	1	1	1	1	1	1	1	1	1	1	1	1	1	1	1	1	1	1	1	1	1	1	1	1	1	1		
	F																																																				
Disorderly Conduct	M				1				3	2	3	4	21	19	21	14	17	11	14	14	14	14	14	14	14	14	14	14	14	14	14	14	14	14	14	14	14	14	14	14	14	14	14	14	14	14	14	14	14	14	14		
	F																																																				
Vagrancy	M																																																				
	F																																																				
All Other Offenses (except Traffic)	M																																																				
	F																																																				
Suspicion	M																																																				
	F																																																				
TOTAL		28	31	41	54	41	64	63	349	194	199	146	156	152	141	72	40	1771	235	1531	0	5	0	0																													

-98-

JULY 2016  
Month and Year of Report

GAAPD 0000  
Agency Identifier

AUGUST 26, 2016  
Date

Prepared By *J. P. Smith*  
Title LIEUTENANT

Prepared By *Anthony J. Thomas*  
Title CHIEF  
Chief, Commissioner, Sheriff, or Superintendent

ATLANTA POLICE DEPARTMENT - GEORGIA  
Agency and State

ATLANTA POLICE DEPARTMENT  
 AGE, SEX, AND RACE OF PERSONS ARRESTED  
 16 YEARS OF AGE AND UNDER

MONTH JULY  
 YEAR 2016

CLASSIFICATION OF OFFENSES	SEX	AGE						TOTAL	RACE					ETHNIC				
		09	10-12	13-14	15	16	White		Black	Native Amer.	Asian/Pacific	Whi Hispanic	Blck Hispanic					
Murder/Nonnegligent Manslaughter	M						0											
	F						0											
Manslaughter by Negligence	M						0											
	F						0											
Forcible Rape	M						0											
	F						0											
Robbery	M			3	1		4											
	F			1			1				5							
Aggravated Assault	M		1	2			3											
	F					1	1				4							
Burglary- Breaking or Entering	M		1		1	1	3											
	F				1		1				4							
Larceny - Theft (except Motor Vehicle Theft)	M		1	1	6	1	9											
	F				1	6	7		2	14								
Motor Vehicle Theft	M			2	2	3	7											
	F						0			7								
Other Assaults	M			1	1		2											
	F				1	1	2			4								
Arson	M						0											
	F						0											
Forgery and Counterfeiting	M						0											
	F						0											
Fraud	M						0											
	F						0											
Embezzlement	M						0											
	F						0											
Stolen Property, Buying, Receiving, Possessing	M			2			2											
	F						0			2								
Vandalism	M			2			2		2	4								
	F						0			4								
Weapons	M		2	1		1	4											
	F						0			4								
Prostitution and Commercialized Vice	M						0											
	F						0											

ATLANTA POLICE DEPARTMENT  
 AGE, SEX, AND RACE OF PERSONS ARRESTED  
 16 YEARS OF AGE AND UNDER

CLASSIFICATION OF OFFENSES	SEX	AGE						RACE				ETHNIC							
		0 9		10 12		13 14		15		16		TOTAL		White	Black	Native Amer.	Asian/Pacific	Whi. Hispanic	Bck Hispanic
17 Sex Offenses (except Rape and Prostitution)	M																		
	F																		
18 Drug Abuse Violations	M	0	0	0	0	0	1												
	F	0	0	0	0	0	0												
180 Grand Total		0	0	0	0	0	0												
(1) Sale/Manufacturing Subtotal	M	0	0	0	0	0	0												
	F	0	0	0	0	0	0												
a Opium or Cocaine and their Derivatives	M																		
	F																		
b Marijuana	M																		
	F																		
c Synthetic Narcotics	M																		
	F																		
d Other Dangerous Non-Narcotic Drugs	M																		
	F																		
(2) Possession Subtotal	M	0	0	0	0	0	1												
	F	0	0	0	0	0	0												
e Opium or Cocaine and their Derivatives	M																		
	F																		
f Marijuana	M																		
	F																		
g Synthetic Narcotics	M																		
	F																		
h Other Dangerous Non-Narcotic Drugs	M																		
	F																		
19 Gambling	M	0	0	0	0	0	0												
	F	0	0	0	0	0	0												
Total	M	0	0	0	0	0	0												
	F	0	0	0	0	0	0												
a Bookmaking	M																		
	F																		
b Numbers and Lottery	M																		
	F																		
c All Other Gambling	M																		
	F																		
20 Offenses Against Family and Children	M																		
	F																		



ATLANTA POLICE DEPARTMENT  
 AGE, SEX, AND RACE OF PERSONS ARRESTED  
 16 YEARS OF AGE AND UNDER

MONTH JULY  
 YEAR 2016

CLASSIFICATION OF OFFENSES	SEX	AGE						RACE				ETHNIC			
		0 9	10 12	13 14	15	16	TOTAL	White	Black	Native Amer.	Asian/Pacific	Whi. Hispanic	Blk Hispanic		
Driving Under the Influence	M						0								
	F						0								
Liquor Laws	M			1			1								
	F						0		1						
Drunkenness	M						0								
	F						0								
Disorderly Conduct	M						0								
	F						0								
Vagrancy	M						0								
	F						0								
All Other Offenses (except Traffic)	M			1	2	2	5								
	F						0		5						
Suspicion	M						0								
	F						0								
Curfew and Loitering	M			2		1	3								
	F					1	1		4						
Run-Aways	M						0								
	F						0								
Total		0	5	19	16	21	61	2	59	0	0	0	0	0	0

JULY 2016

Month and Year of Report

GAAPD 0000

Agency Identifier

AUGUST 26, 2016

Date

*J. P. Smith*  
 Prepared By LIEUTENANT

ATLANTA POLICE DEPARTMENT - GEORGIA

Agency and State

*Anthony T. Jones*  
 Chief, Commissioner, Sheriff, or Superintendent

**UNIFORM CRIME REPORTING**

**LAW ENFORCEMENT  
OPERATIONS  
&  
MANAGEMENT**

**CRIME AREA COMPARISON**

**SUPPORT SERVICES DIVISION  
Information Services Section**

**JULY 2016  
JULY 2015**

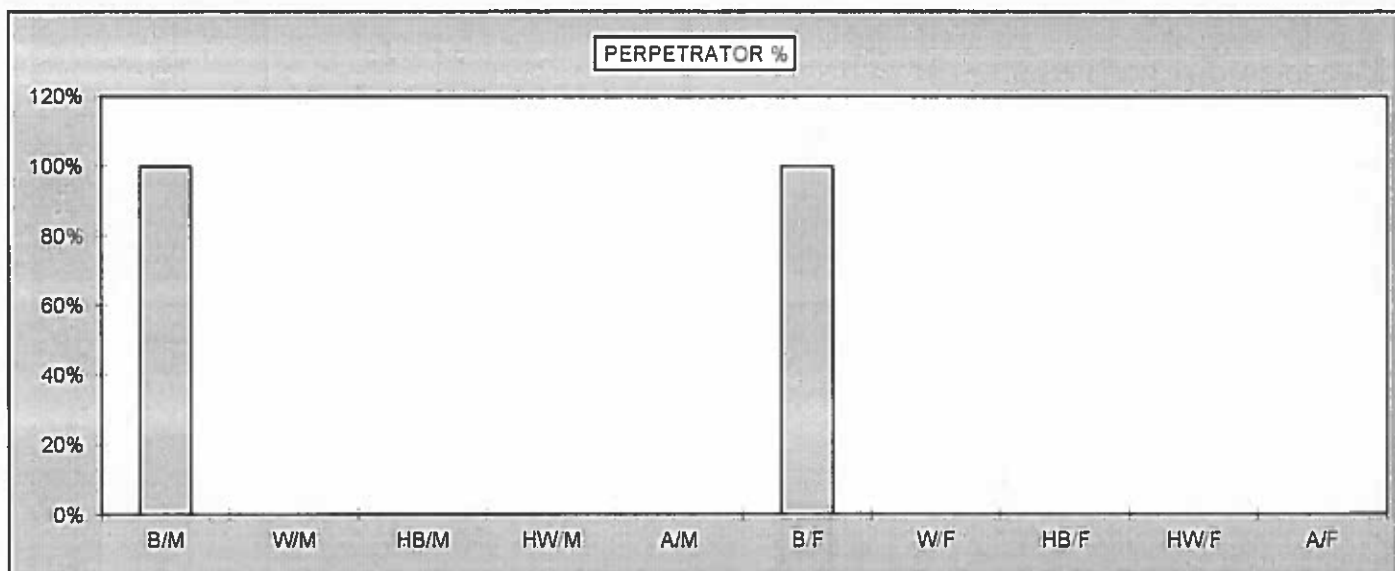
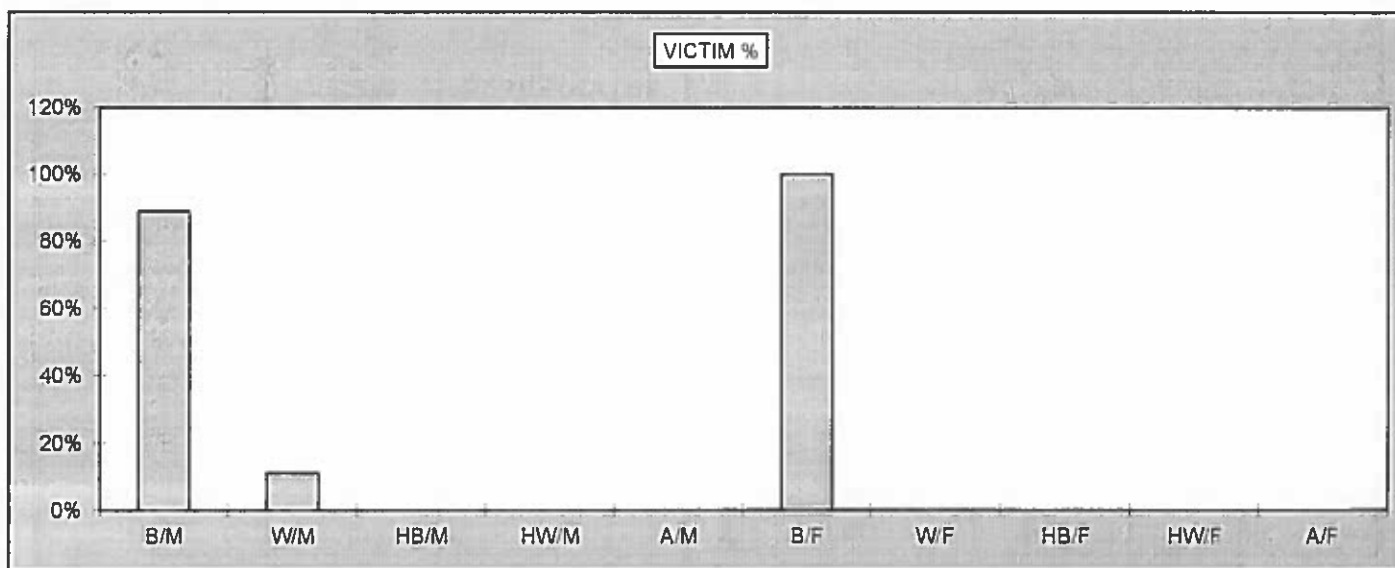
2016  
**JULY HOMICIDE COMPARISON  
 BY RACE, SEX, AND ETHNIC ORIGIN**

	VICTIM	PERPETRATOR
B/M	8	2
W/M	1	0
HB/M	0	0
HW/M	0	0
A/M	0	0
<b>TOTAL MALES</b>	<b>9</b>	<b>2</b>
B/F	3	1
W/F	0	0
HB/F	0	0
HW/F	0	0
A/F	0	0
<b>TOTAL FEMALES</b>	<b>3</b>	<b>1</b>
<b>TOTAL</b>	<b>12</b>	<b>3</b>

	VICTIM %	PERPETRATOR %
B/M	89%	100%
W/M	11%	0%
HB/M	0%	0%
HW/M	0%	0%
A/M	0%	0%

B/F	100%	100%
W/F	0%	0%
HB/F	0%	0%
HW/F	0%	0%
A/F	0%	0%

**PERPETRATOR UNKNOWN FOR 9 HOMICIDES**

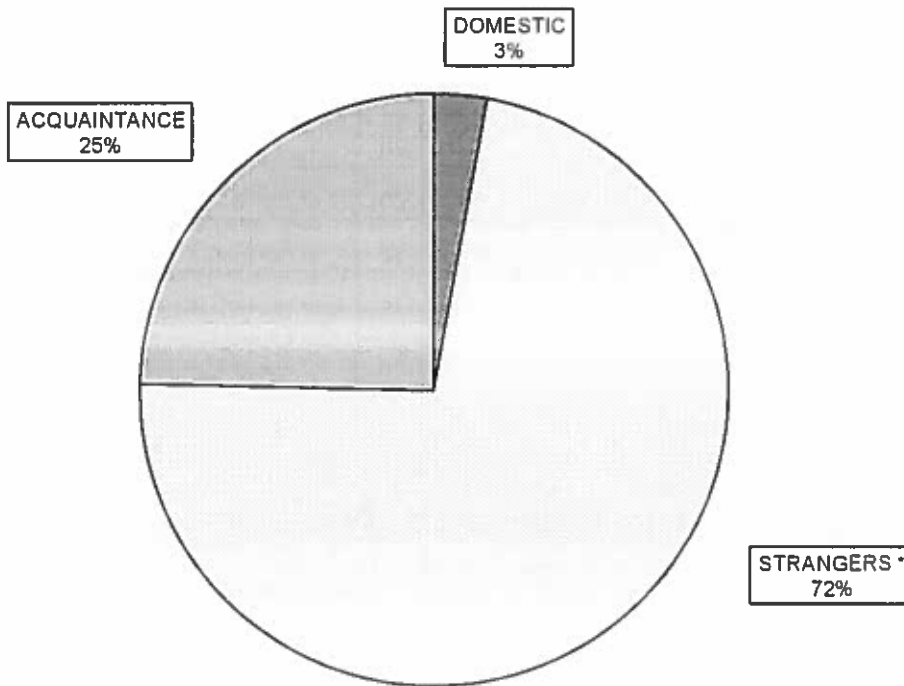


**2016  
HOMICIDE BREAKDOWN  
YEAR TO DATE**

**JULY**

MONTH	ACTUAL	DOMESTIC	%	STRANGERS *	%	ACQUAINTANCE	%
JANUARY	9	0	0%	7	78%	2	22%
FEBRUARY	6	1	17%	3	50%	2	33%
MARCH	9	0	0%	7	78%	2	22%
APRIL	8	0	0%	5	62%	3	38%
MAY	9	0	0%	7	78%	2	22%
JUNE	16	1	6%	11	69%	4	25%
JULY	12	0	0%	10	83%	2	17%
AUGUST							
SEPTEMBER							
OCTOBER							
NOVEMBER							
DECEMBER							
<b>TOTAL</b>	<b>69</b>	<b>2</b>	<b>3%</b>	<b>50</b>	<b>72%</b>	<b>17</b>	<b>25%</b>

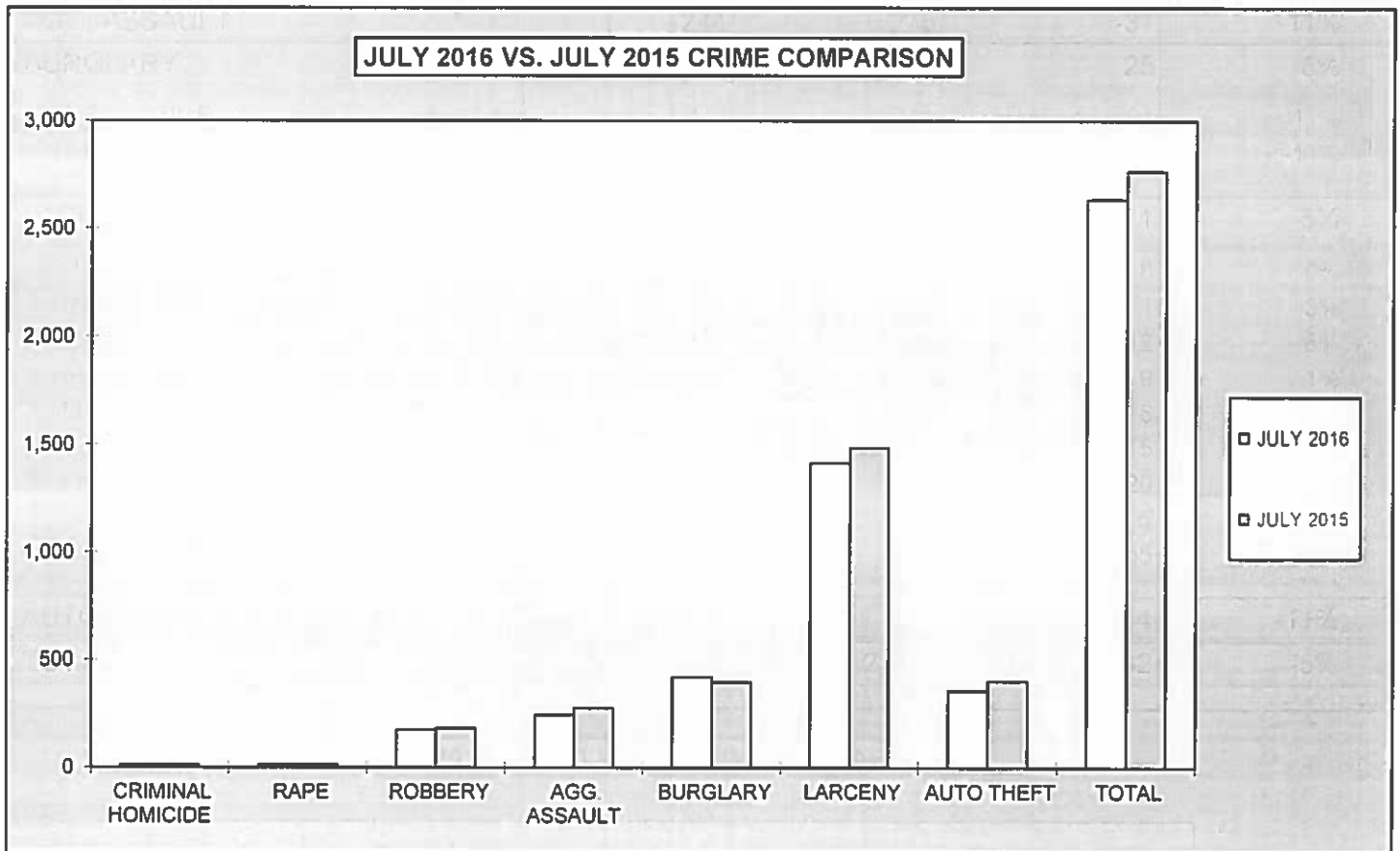
**HOMICIDE BREAKDOWN BY VICTIM/OFFENDER RELATIONSHIP**



\* UNKNOWNNS INCLUDED IN WITH STRANGERS

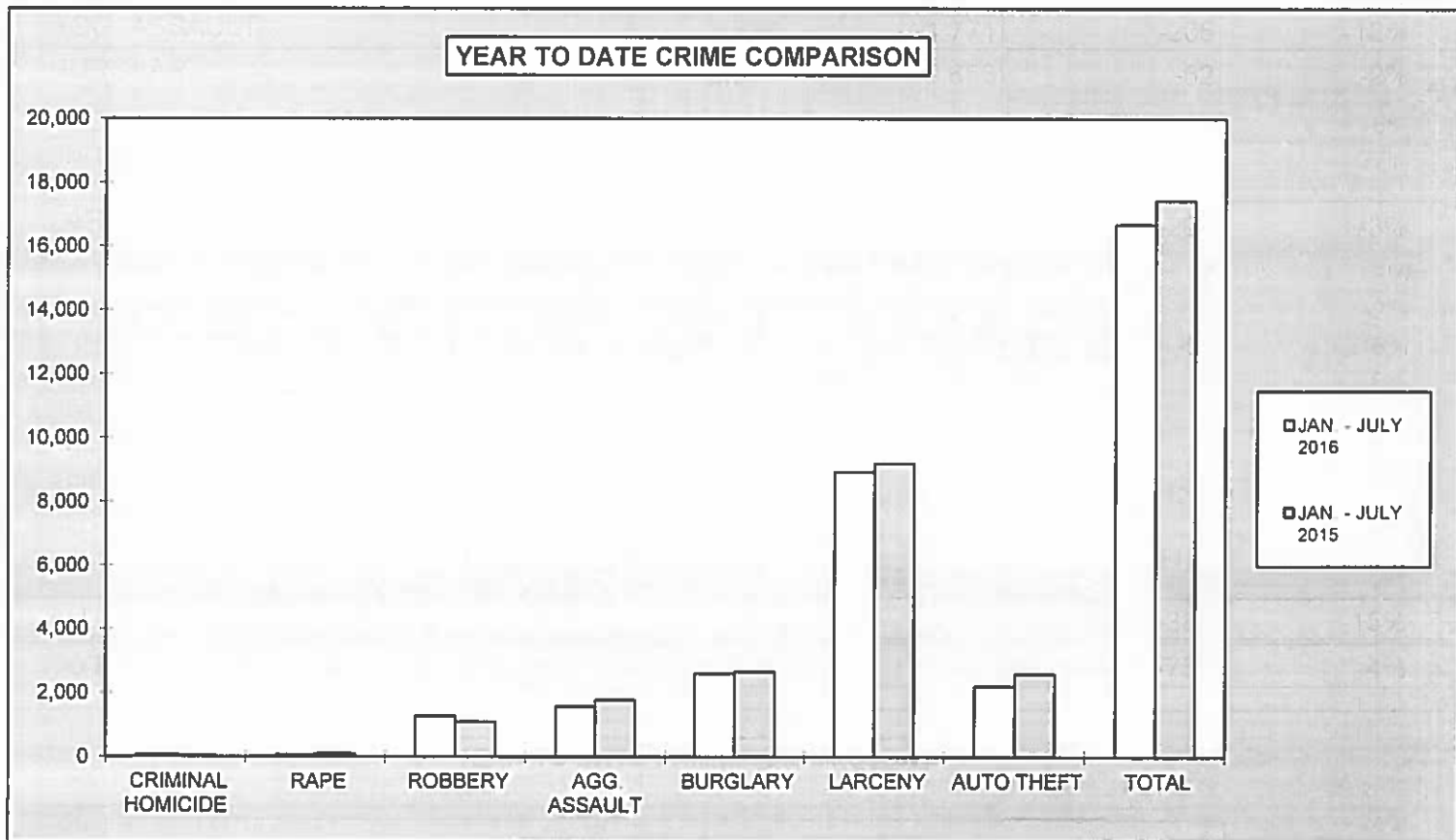
**2016  
MONTHLY CRIME COMPARISON**

CRIME	JULY 2016	JULY 2015	# DIFFERENCE	% DIFFERENCE
CRIMINAL HOMICIDE	12	12	0	0%
RAPE	13	16	-3	-19%
ROBBERY	174	182	-8	-4%
AGG. ASSAULT	244	275	-31	-11%
BURGLARY	420	395	25	6%
RESIDENCE	345	311	34	11%
NON-RESIDENCE	75	84	-9	-11%
LARCENY	1,414	1,485	-71	-5%
POCKETPICKING	4	4	0	0%
PURSE SNATCHING	32	31	1	3%
SHOPLIFTING	232	220	12	5%
FROM MOTOR VEHICLES	737	728	9	1%
MOTOR VEH. PARTS/ACCESSORIES	86	94	-8	-9%
BICYCLES	20	35	-15	-43%
FROM BUILDINGS	139	159	-20	-13%
FROM COIN OPERATED MACHINES	5	0	5	100%
ALL OTHER	159	214	-55	-26%
AUTO THEFT	357	401	-44	-11%
<b>TOTAL</b>	<b>2,634</b>	<b>2,766</b>	<b>-132</b>	<b>-5%</b>



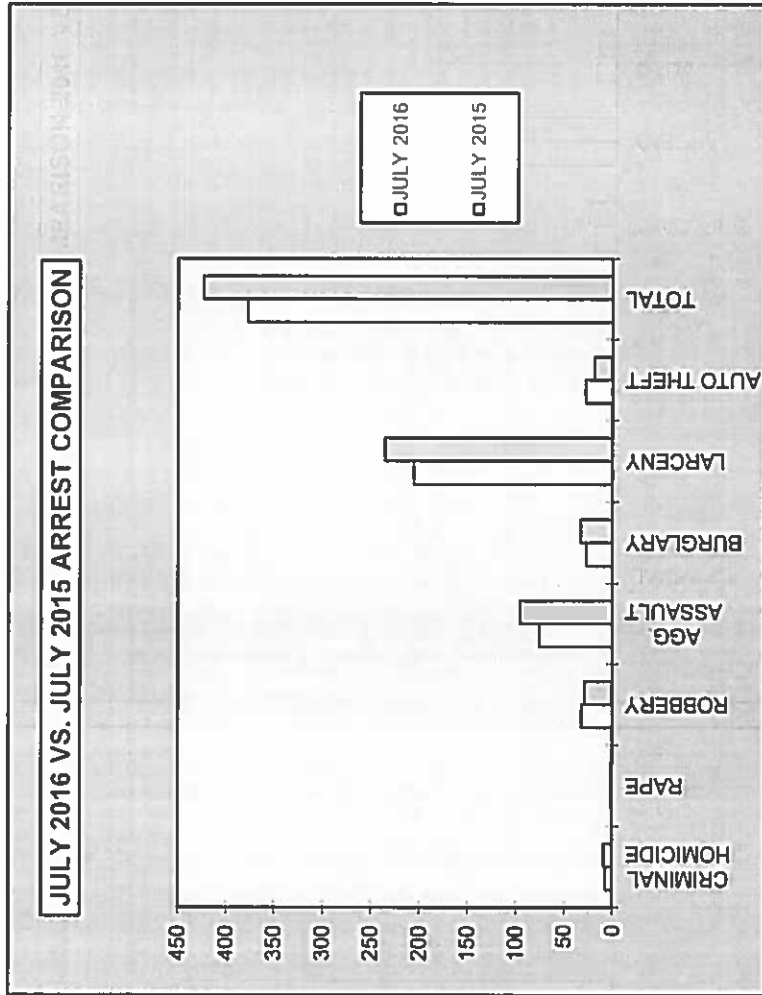
**2016  
YEAR TO DATE CRIME COMPARISON**

<b>FIRST 7 MONTHS</b>				
<b>CRIME</b>	<b>JAN - JULY 2016</b>	<b>JAN - JULY 2015</b>	<b># DIFFERENCE</b>	<b>% DIFFERENCE</b>
CRIMINAL HOMICIDE	69	57	12	21%
RAPE	73	99	-26	-26%
ROBBERY	1,266	1,087	179	16%
AGG. ASSAULT	1,566	1,771	-205	-12%
BURGLARY	2,591	2,653	-62	-2%
RESIDENCE	2,032	2,212	-180	-8%
NON-RESIDENCE	559	441	118	27%
LARCENY	8,921	9,188	-267	-3%
POCKETPICKING	41	38	3	8%
PURSE SNATCHING	159	162	-3	-2%
SHOPLIFTING	1,504	1,602	-98	-6%
FROM MOTOR VEHICLES	4,586	4,587	-1	0%
MOTOR VEH. PARTS/ACCESSORIES	588	574	14	2%
BICYCLES	180	149	31	21%
FROM BUILDINGS	812	848	-36	-4%
FROM COIN OPERATED MACHINES	22	12	10	83%
ALL OTHER	1,029	1,216	-187	-15%
AUTO THEFT	2,201	2,585	-384	-15%
<b>TOTAL</b>	<b>16,687</b>	<b>17,440</b>	<b>-753</b>	<b>-4%</b>

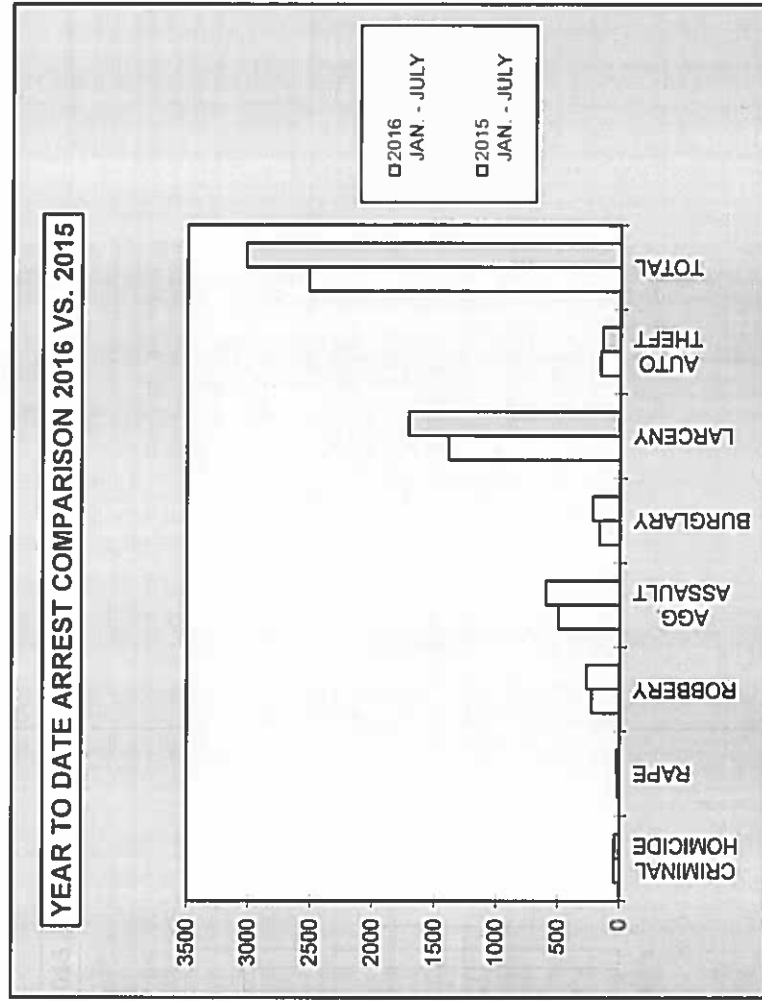


**2016  
ARREST COMPARISON**

JULY ARREST COMPARISON					
CRIME	JULY 2016	JULY 2015	# DIFFERENCE	% DIFFERENCE	
CRIMINAL HOMICIDE	7	9	-2	-22%	
RAPE	1	2	-1	-50%	
ROBBERY	32	29	3	10%	
AGG. ASSAULT	76	96	-20	-21%	
BURGLARY	27	33	-6	-18%	
LARCENY	206	236	-30	-13%	
AUTO THEFT	28	19	9	47%	
<b>TOTAL</b>	<b>377</b>	<b>424</b>	<b>-47</b>	<b>-11%</b>	




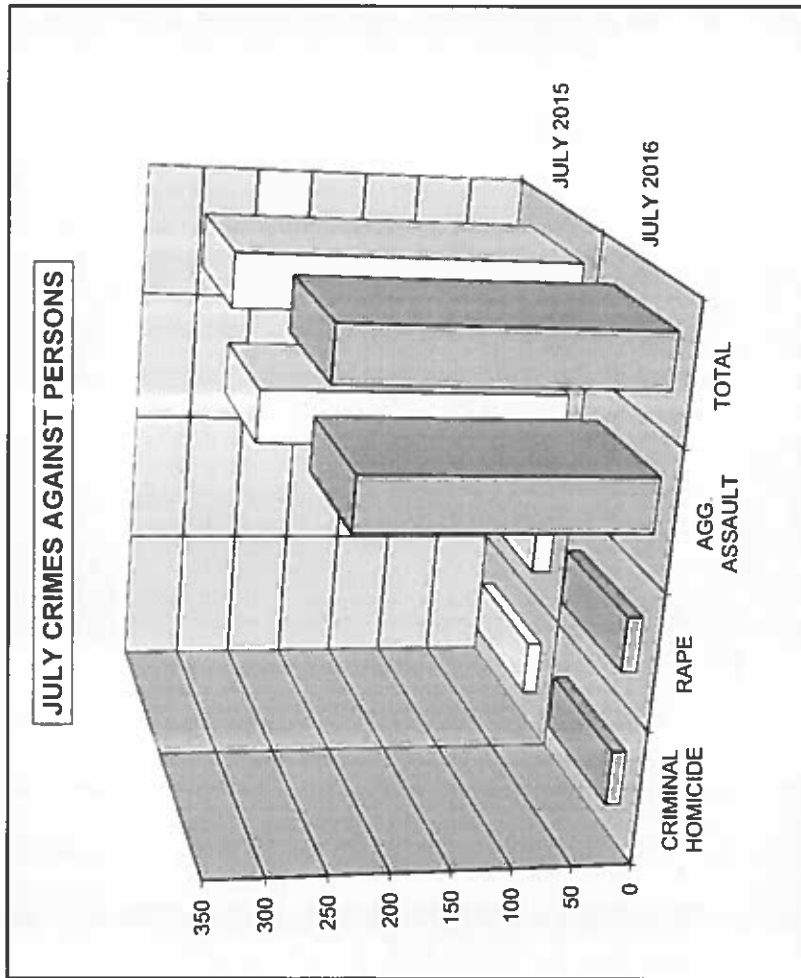
FIRST 7 MONTHS ARREST COMPARISON					
CRIME	2016 JAN. - JULY	2015 JAN. - JULY	# DIFFERENCE	% DIFFERENCE	
CRIMINAL HOMICIDE	42	42	0	0%	
RAPE	20	28	-8	-29%	
ROBBERY	230	271	-41	-15%	
AGG. ASSAULT	498	603	-105	-17%	
BURGLARY	173	223	-50	-22%	
LARCENY	1,393	1,710	-317	-19%	
AUTO THEFT	162	147	15	10%	
<b>TOTAL</b>	<b>2,518</b>	<b>3,024</b>	<b>-506</b>	<b>-17%</b>	



**2016  
CRIME COMPARISON  
CRIMES AGAINST PERSONS**

FIRST 7 MONTHS					
CRIME	2016		2015		%
	JAN - JULY	JAN. - JULY	JAN. - JULY	JAN. - JULY	
CRIMINAL HOMICIDE	69	57	12	21%	
RAPE	73	99	-26	-26%	
AGG. ASSAULT	1,566	1,771	-205	-12%	
<b>TOTAL</b>	<b>1,708</b>	<b>1,927</b>	<b>-219</b>	<b>-11%</b>	

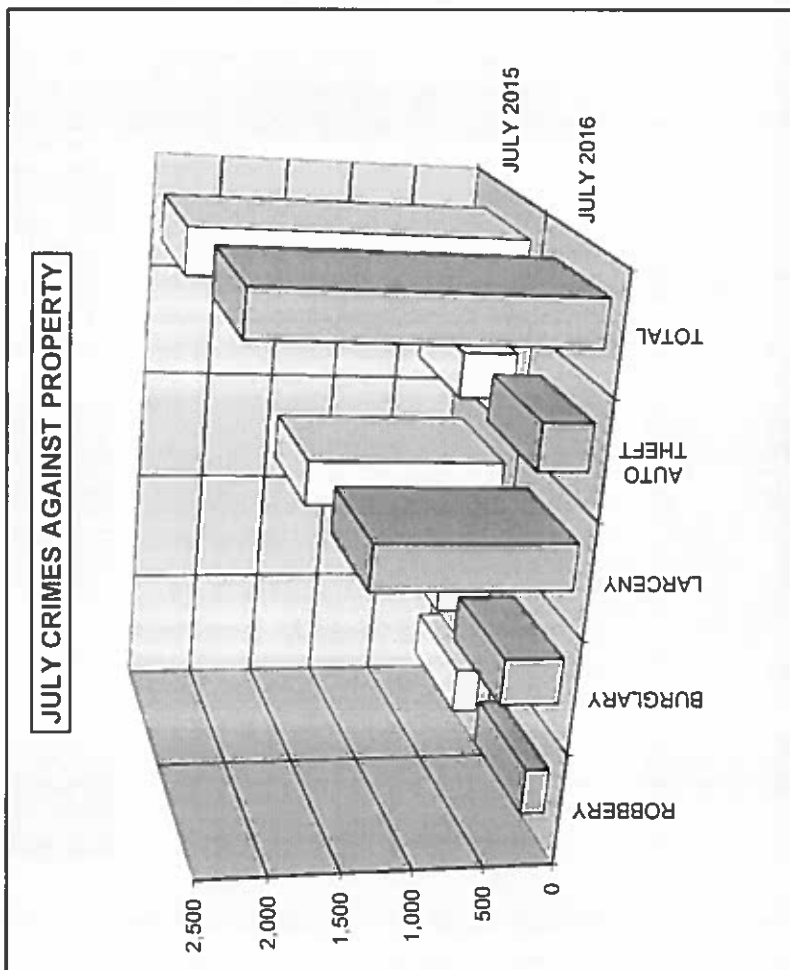
JULY					
CRIME	2016		2015		%
	JULY 2016	JULY 2015	DIFFERENCE	DIFFERENCE	
CRIMINAL HOMICIDE	12	12	0	0%	
RAPE	13	16	-3	-19%	
AGG. ASSAULT	244	275	-31	-11%	
<b>TOTAL</b>	<b>269</b>	<b>303</b>	<b>-34</b>	<b>-11%</b>	



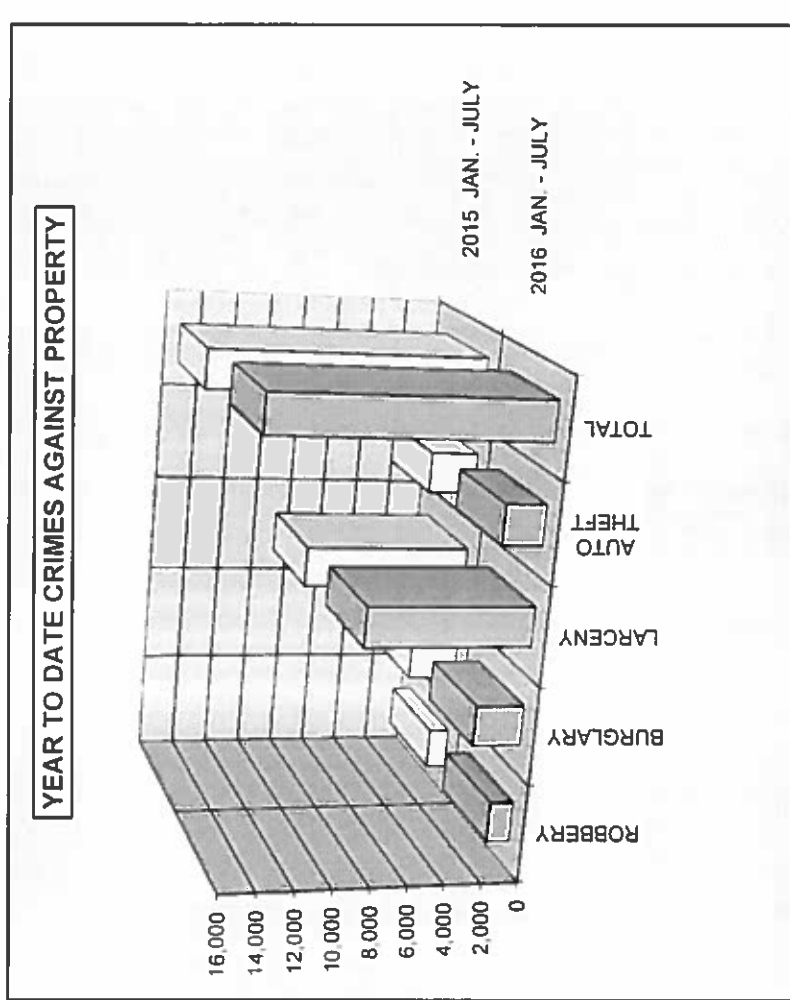


**2016  
CRIME COMPARISON  
CRIMES AGAINST PROPERTY**

JULY				
CRIME	JULY 2016	JULY 2015	# DIFFERENCE	% DIFFERENCE
ROBBERY	174	182	-8	-4%
BURGLARY	420	395	25	6%
LARCENY	1,414	1,485	-71	-5%
AUTO THEFT	357	401	-44	-11%
<b>TOTAL</b>	<b>2,365</b>	<b>2,463</b>	<b>-98</b>	<b>-4%</b>

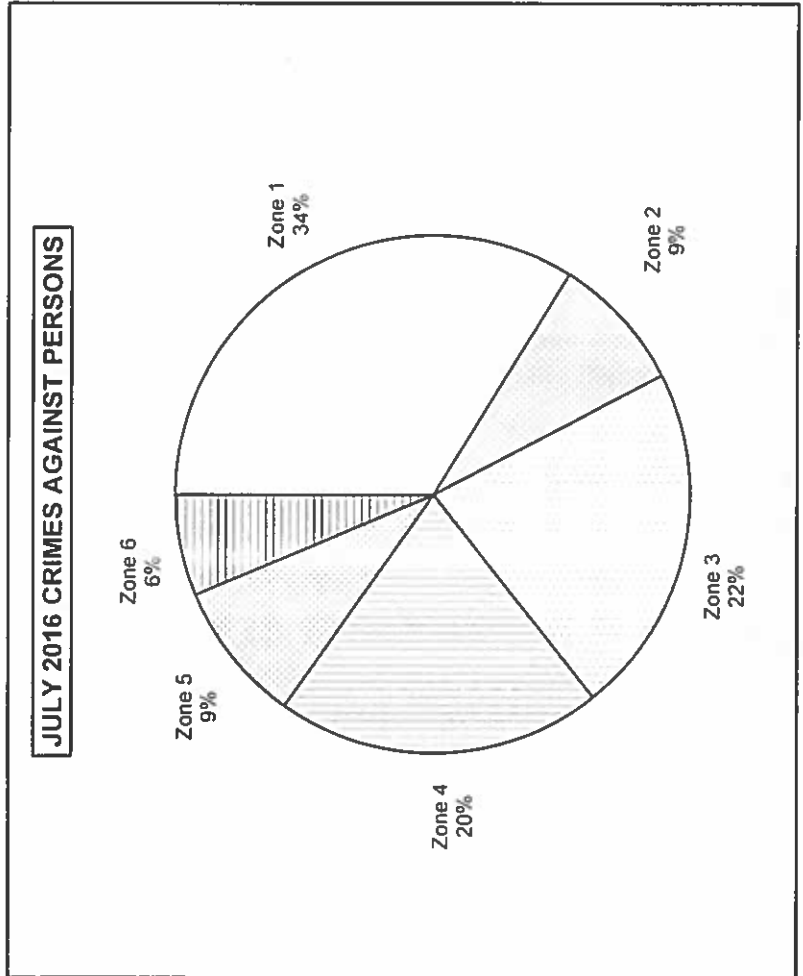


FIRST 7 MONTHS				
CRIME	2016 JAN - JULY	2015 JAN - JULY	# DIFFERENCE	% DIFFERENCE
ROBBERY	1,266	1,087	179	16%
BURGLARY	2,591	2,653	-62	-2%
LARCENY	8,921	9,188	-267	-3%
AUTO THEFT	2,201	2,585	-384	-15%
<b>TOTAL</b>	<b>14,979</b>	<b>15,513</b>	<b>-534</b>	<b>-3%</b>

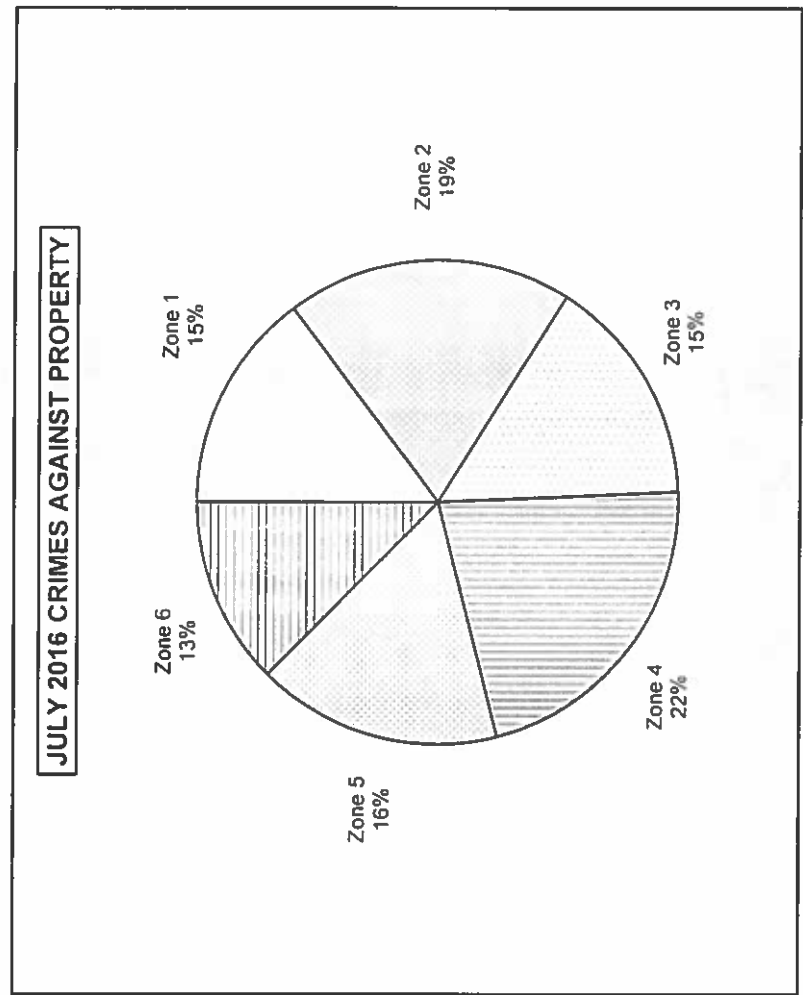


2016  
AREA BREAKDOWN  
CRIMES AGAINST PERSONS AND PROPERTY

JULY 2016 CRIMES AGAINST PERSONS BY ZONE						
CRIME	Zone 1	Zone 2	Zone 3	Zone 4	Zone 5	Zone 6
CRIMINAL HOMICIDE	3	2	4	2	1	0
RAPE	3	1	1	2	5	1
AGG. ASSAULT	85	20	54	51	18	16
<b>TOTAL CRIMES AGAINST PERSONS</b>	<b>91</b>	<b>23</b>	<b>59</b>	<b>55</b>	<b>24</b>	<b>17</b>

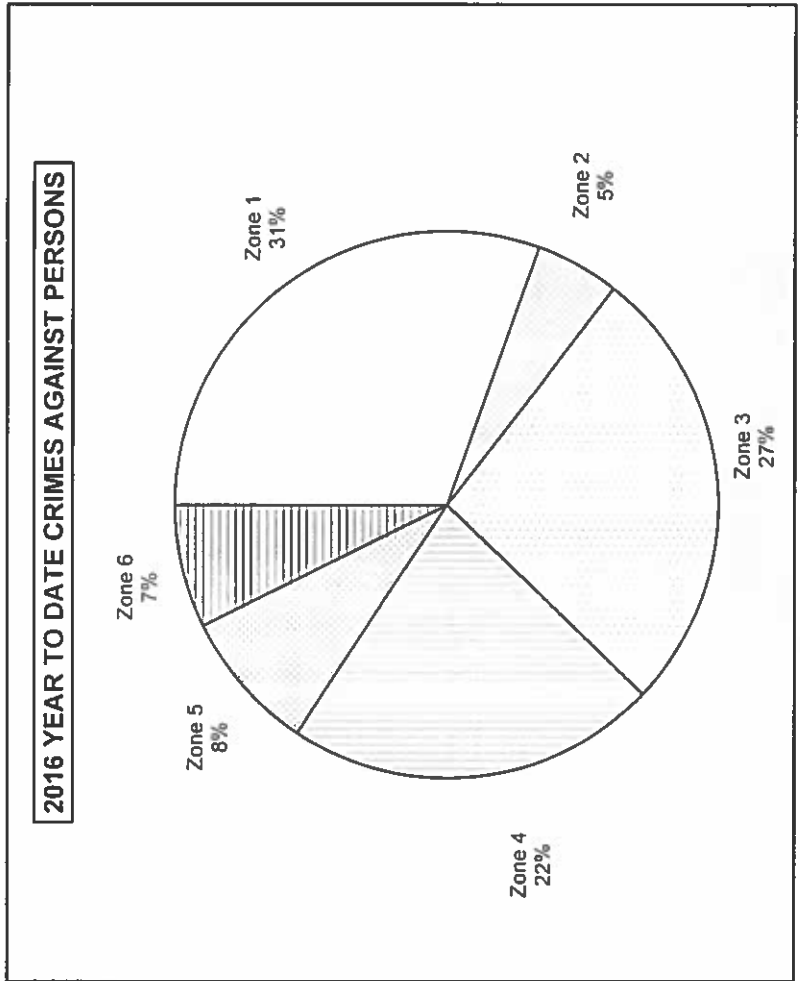


JULY 2016 CRIMES AGAINST PROPERTY BY ZONE						
CRIME	Zone 1	Zone 2	Zone 3	Zone 4	Zone 5	Zone 6
ROBBERY	32	16	44	38	19	25
BURGLARY	84	68	75	109	26	58
LARCENY	176	317	166	275	302	178
AUTO THEFT	56	53	79	91	41	37
<b>TOTAL CRIMES AGAINST PROPERTY</b>	<b>348</b>	<b>454</b>	<b>364</b>	<b>513</b>	<b>388</b>	<b>298</b>

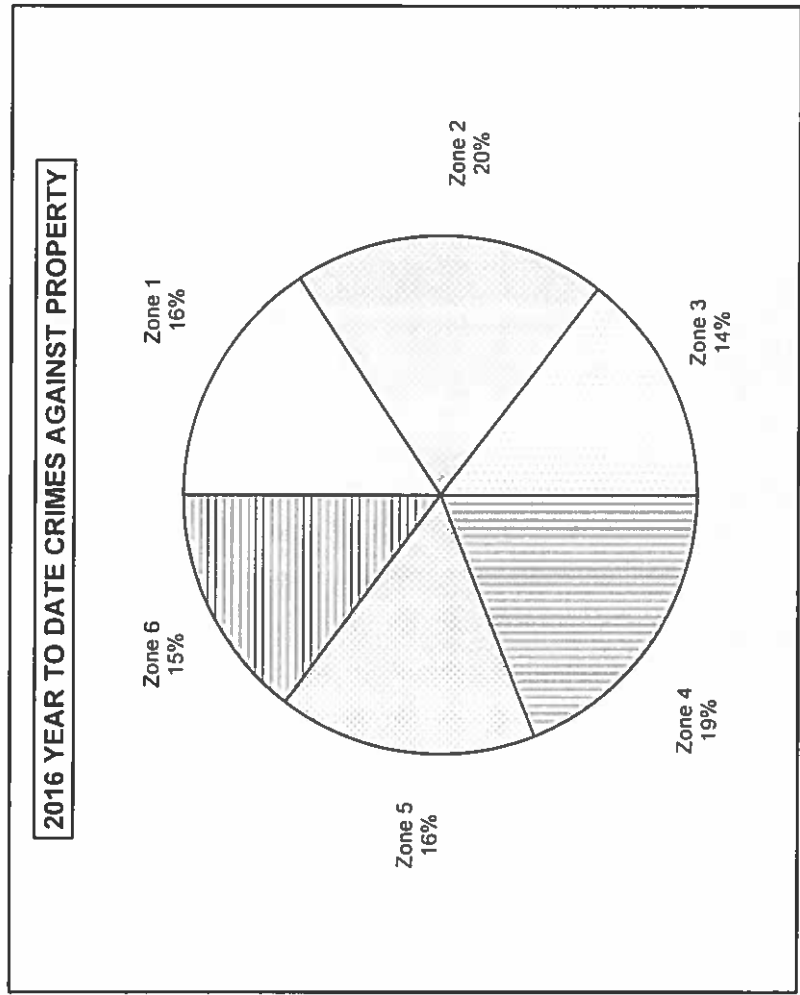


2016  
YEAR TO DATE AREA BREAKDOWN  
CRIMES AGAINST PERSONS AND PROPERTY

FIRST 7 MONTHS 2016 CRIMES AGAINST PERSONS BY ZONE						
CRIME	Zone 1	Zone 2	Zone 3	Zone 4	Zone 5	Zone 6
CRIMINAL HOMICIDE	20	2	27	12	4	4
RAPE	16	13	12	6	20	6
AGG. ASSAULT	484	71	417	359	120	115
<b>TOTAL CRIMES AGAINST PERSONS</b>	<b>520</b>	<b>86</b>	<b>456</b>	<b>377</b>	<b>144</b>	<b>125</b>

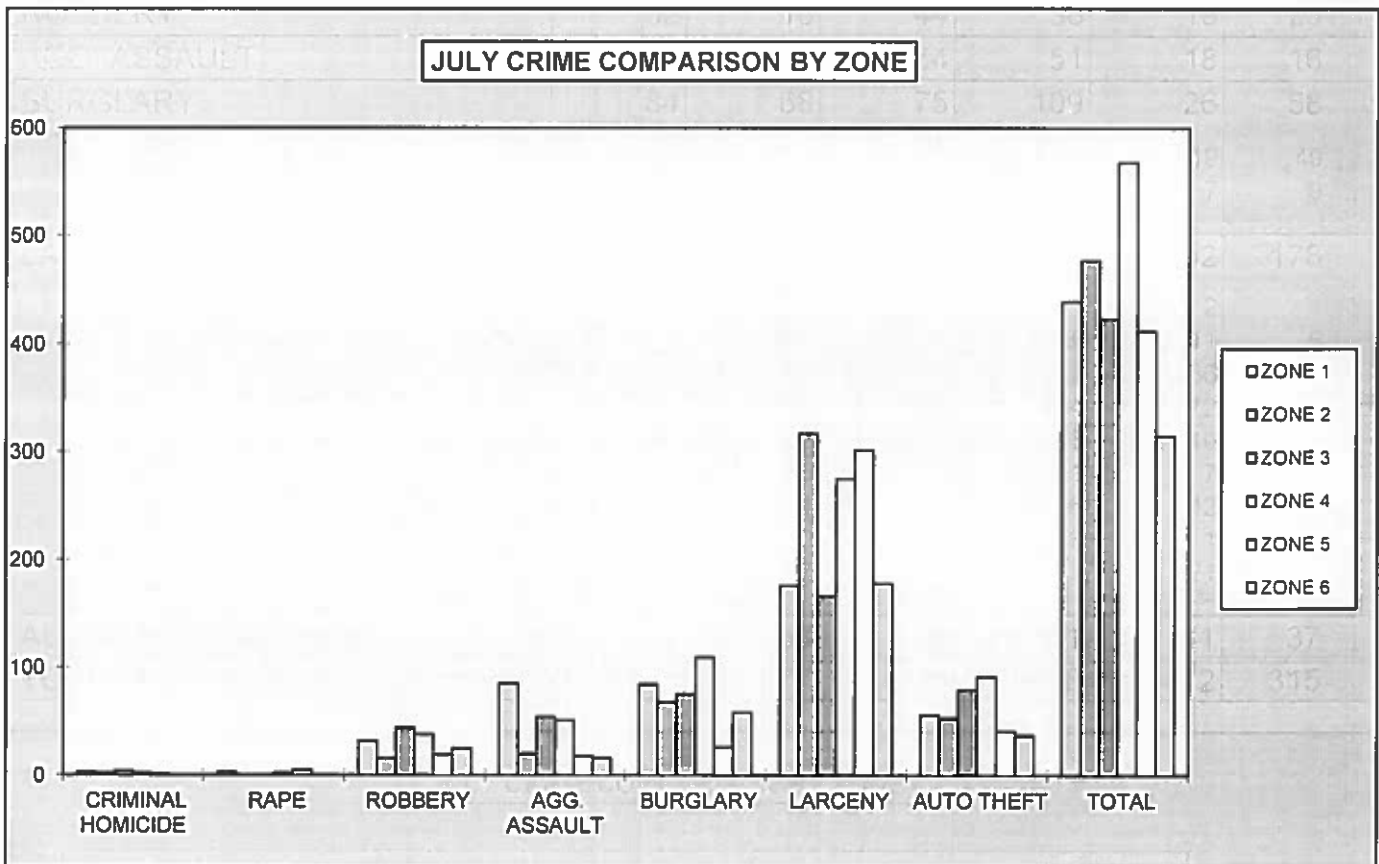


FIRST 7 MONTHS 2016 CRIMES AGAINST PROPERTY BY ZONE						
CRIME	Zone 1	Zone 2	Zone 3	Zone 4	Zone 5	Zone 6
ROBBERY	247	144	292	240	166	177
BURGLARY	523	388	460	625	195	400
LARCENY	1,152	2,134	954	1,457	1,838	1,386
AUTO THEFT	434	278	484	532	226	247
<b>TOTAL CRIMES AGAINST PROPERTY</b>	<b>2,356</b>	<b>2,944</b>	<b>2,190</b>	<b>2,854</b>	<b>2,425</b>	<b>2,210</b>



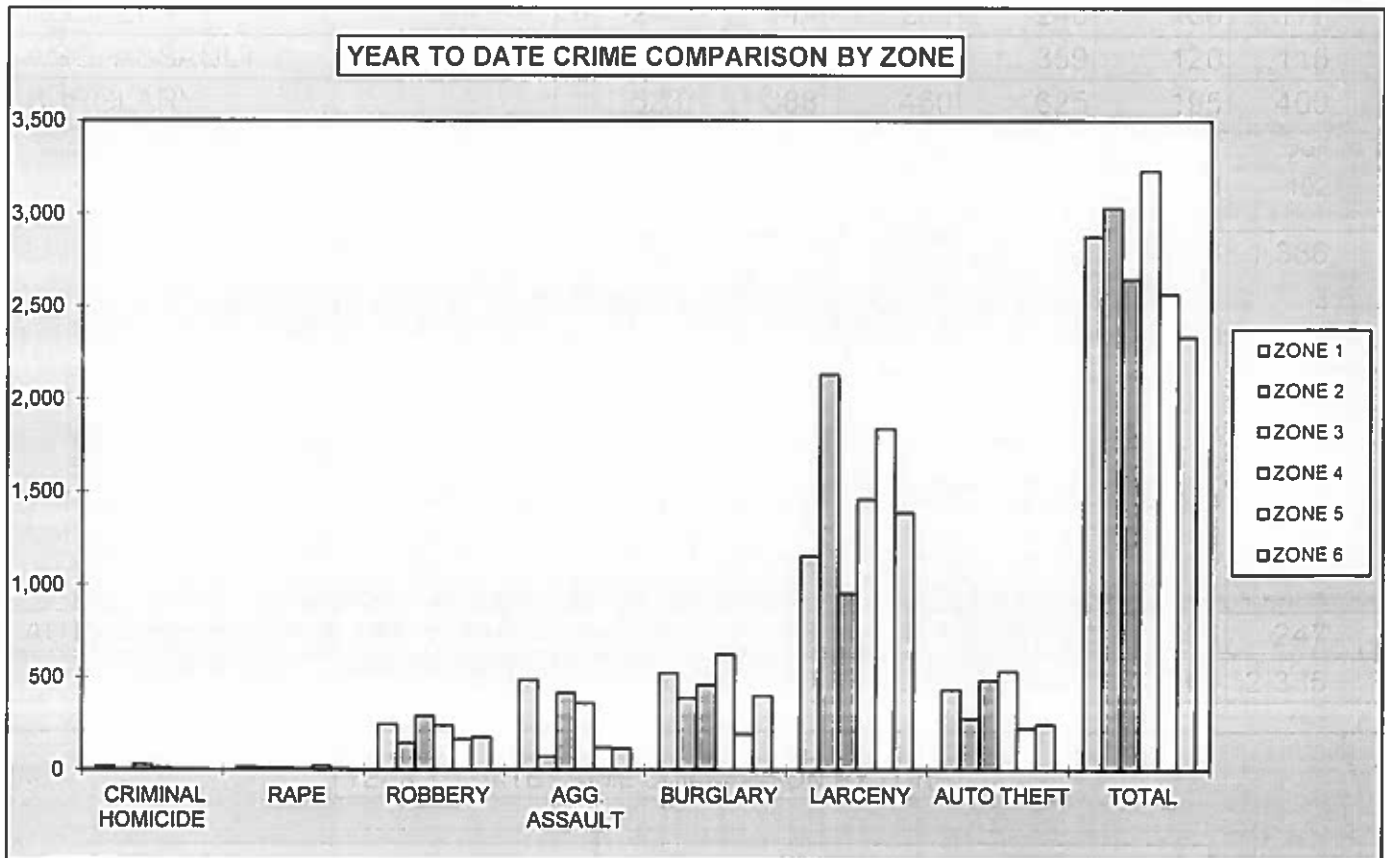
**2016  
AREA BREAKDOWN**

<b>JULY CRIME COMPARISON BY ZONE</b>						
<b>CRIME</b>	<b>ZONE 1</b>	<b>ZONE 2</b>	<b>ZONE 3</b>	<b>ZONE 4</b>	<b>ZONE 5</b>	<b>ZONE 6</b>
CRIMINAL HOMICIDE	3	2	4	2	1	0
RAPE	3	1	1	2	5	1
ROBBERY	32	16	44	38	19	25
AGG. ASSAULT	85	20	54	51	18	16
BURGLARY	84	68	75	109	26	58
RESIDENCE	69	56	68	84	19	49
NON-RESIDENCE	15	12	7	25	7	9
LARCENY	176	317	166	275	302	178
POCKETPICKING	0	0	0	1	2	1
PURSE SNATCHING	4	2	4	5	11	6
SHOPLIFTING	20	74	18	59	36	25
FROM MOTOR VEHICLES	99	146	78	144	172	98
MOTOR VEH. PARTS/ACCESSORIES	20	22	15	13	10	6
BICYCLES	0	5	1	1	7	6
FROM BUILDINGS	13	31	17	26	42	10
FROM COIN OPERATED MACHINES	0	0	1	3	1	0
ALL OTHER	20	37	32	23	21	26
AUTO THEFT	56	53	79	91	41	37
<b>TOTAL</b>	<b>439</b>	<b>477</b>	<b>423</b>	<b>568</b>	<b>412</b>	<b>315</b>



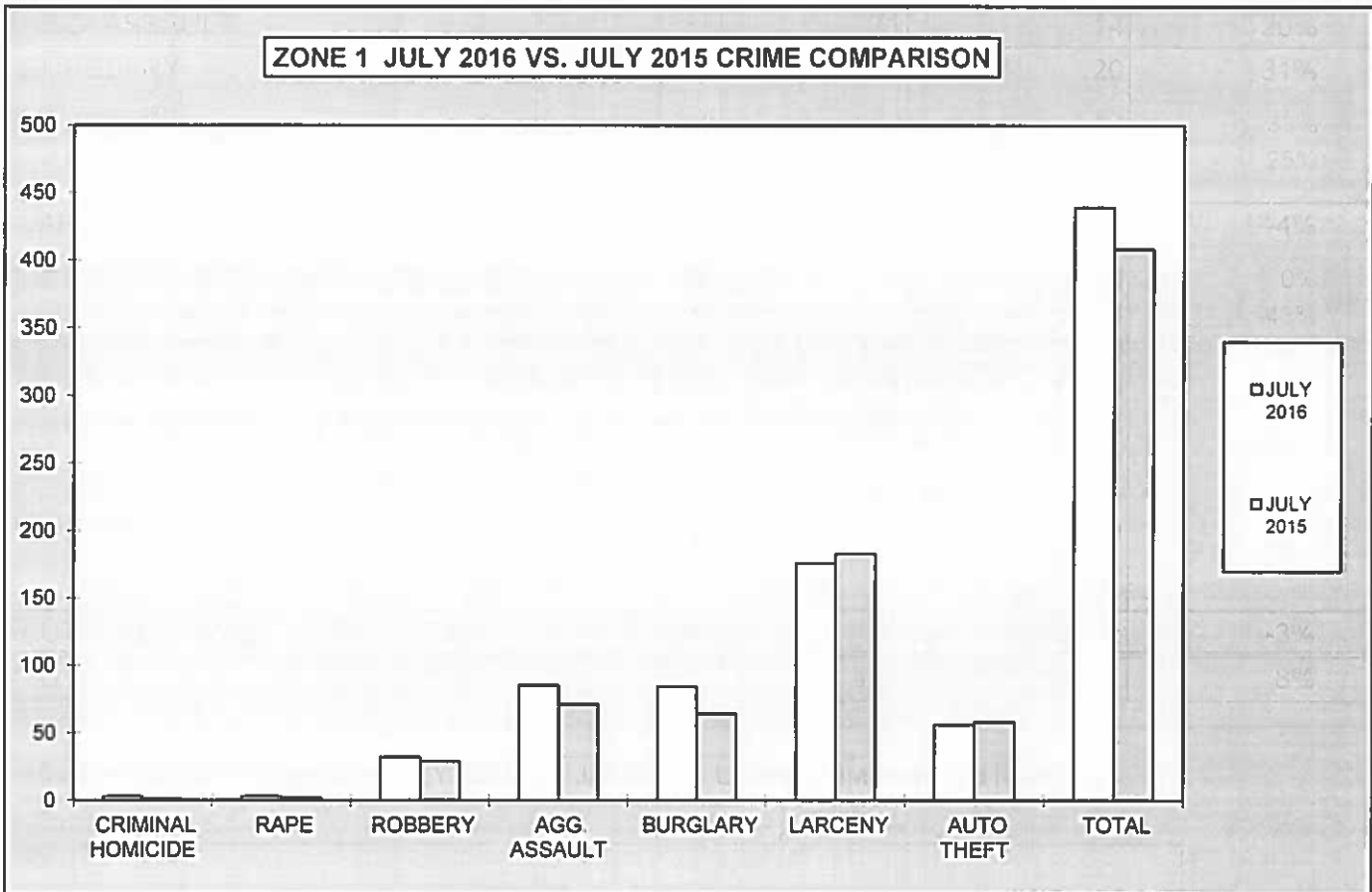
**2016  
YEAR TO DATE AREA BREAKDOWN**

<b>FIRST 7 MONTHS CRIME COMPARISON BY ZONE</b>						
<b>CRIME</b>	<b>ZONE 1</b>	<b>ZONE 2</b>	<b>ZONE 3</b>	<b>ZONE 4</b>	<b>ZONE 5</b>	<b>ZONE 6</b>
CRIMINAL HOMICIDE	20	2	27	12	4	4
RAPE	16	13	12	6	20	6
ROBBERY	247	144	292	240	166	177
AGG. ASSAULT	484	71	417	359	120	115
BURGLARY	523	388	460	625	195	400
RESIDENCE	470	252	387	524	101	298
NON-RESIDENCE	53	136	73	101	94	102
LARCENY	1,152	2,134	954	1,457	1,838	1,386
POCKETPICKING	5	7	2	12	11	4
PURSE SNATCHING	28	14	22	34	40	21
SHOPLIFTING	192	546	115	226	184	241
FROM MOTOR VEHICLES	540	1,060	440	757	1,054	735
MOTOR VEH. PARTS/ACCESSORIES	122	95	115	95	94	67
BICYCLES	5	21	8	9	62	75
FROM BUILDINGS	88	187	77	124	244	92
FROM COIN OPERATED MACHINES	3	0	8	7	2	2
ALL OTHER	169	204	167	193	147	149
AUTO THEFT	434	278	484	532	226	247
<b>TOTAL</b>	<b>2,876</b>	<b>3,030</b>	<b>2,646</b>	<b>3,231</b>	<b>2,569</b>	<b>2,335</b>



**2016  
MONTHLY CRIME COMPARISON**

<b>ZONE 1</b>				
<b>CRIME</b>	<b>JULY 2016</b>	<b>JULY 2015</b>	<b># DIFFERENCE</b>	<b>% DIFFERENCE</b>
CRIMINAL HOMICIDE	3	1	2	200%
RAPE	3	2	1	50%
ROBBERY	32	29	3	10%
AGG. ASSAULT	85	71	14	20%
BURGLARY	84	64	20	31%
RESIDENCE	69	52	17	33%
NON-RESIDENCE	15	12	3	25%
LARCENY	176	183	-7	-4%
POCKETPICKING	0	0	0	0%
PURSE SNATCHING	4	7	-3	-43%
SHOPLIFTING	20	39	-19	-49%
FROM MOTOR VEHICLES	99	69	30	43%
MOTOR VEH. PARTS/ACCESSORIES	20	16	4	25%
BICYCLES	0	0	0	0%
FROM BUILDINGS	13	18	-5	-28%
FROM COIN OPERATED MACHINES	0	0	0	0%
ALL OTHER	20	34	-14	-41%
AUTO THEFT	56	58	-2	-3%
<b>TOTAL</b>	<b>439</b>	<b>408</b>	<b>31</b>	<b>8%</b>

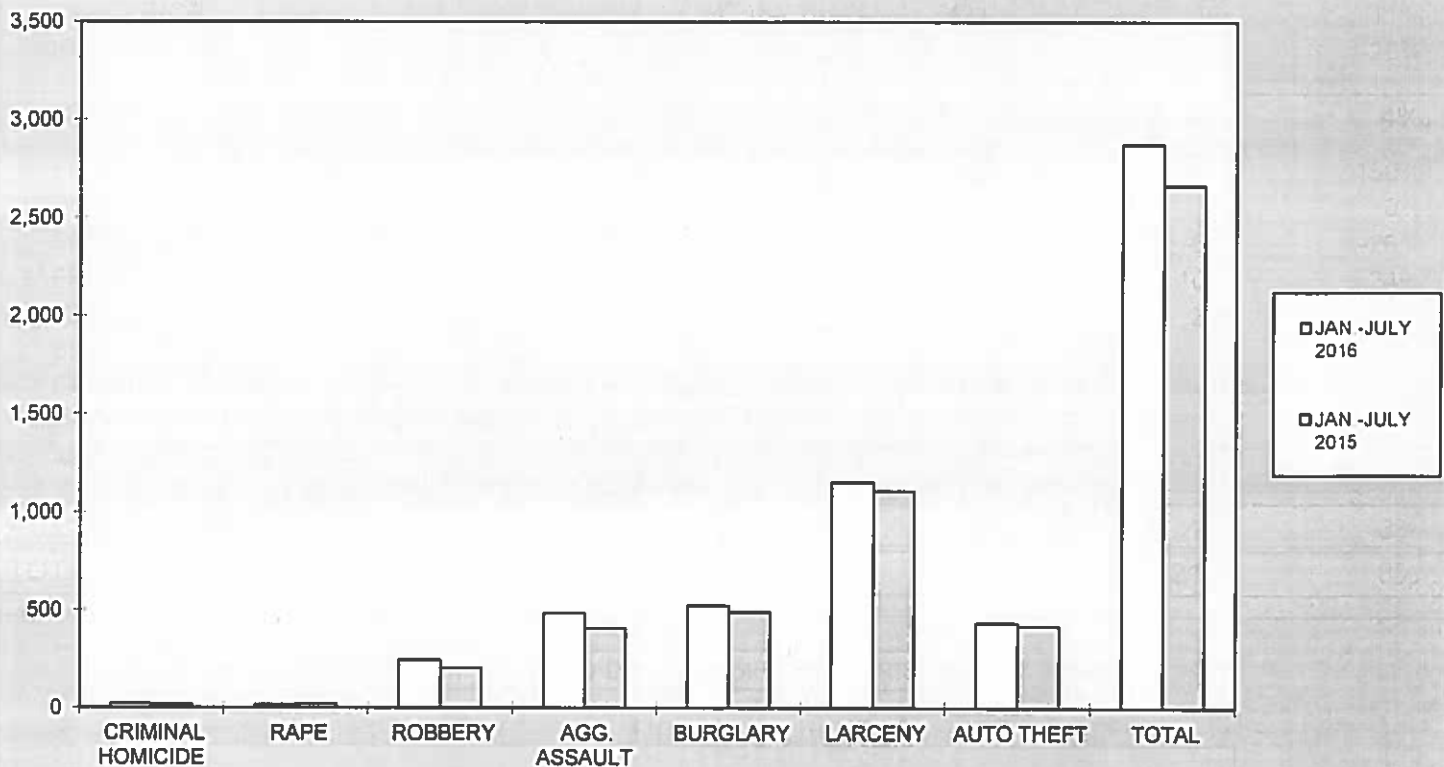


**2016  
YEAR TO DATE CRIME COMPARISON**

**ZONE 1**

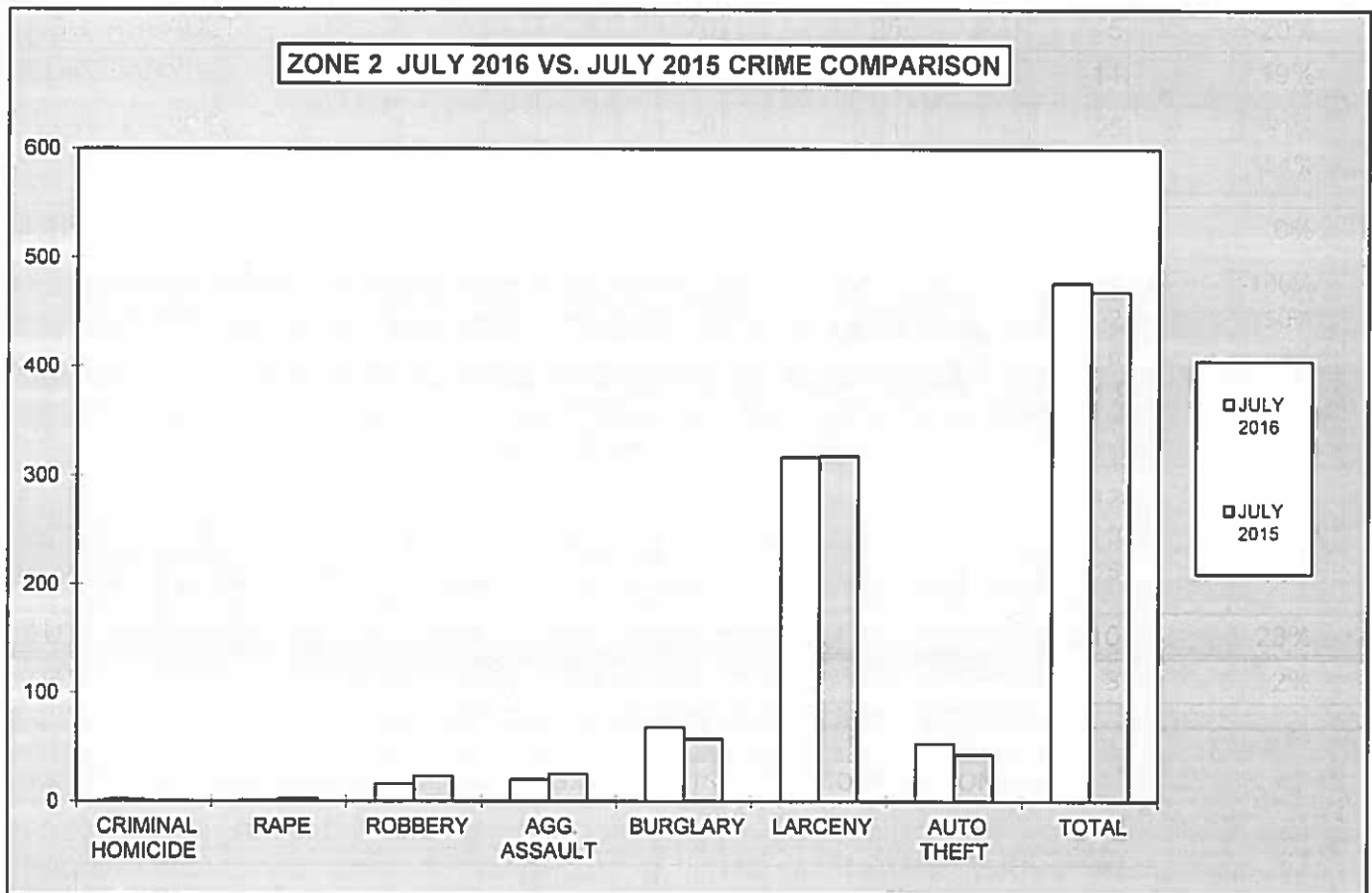
CRIME	JAN.-JULY 2016	JAN.-JULY 2015	# DIFFERENCE	% DIFFERENCE
CRIMINAL HOMICIDE	20	17	3	18%
RAPE	16	20	-4	-20%
ROBBERY	247	204	43	21%
AGG. ASSAULT	484	408	76	19%
BURGLARY	523	490	33	7%
RESIDENCE	470	424	46	11%
NON-RESIDENCE	53	66	-13	-20%
LARCENY	1,152	1,107	45	4%
POCKETPICKING	5	2	3	150%
PURSE SNATCHING	28	28	0	0%
SHOPLIFTING	192	261	-69	-26%
FROM MOTOR VEHICLES	540	434	106	24%
MOTOR VEH. PARTS/ACCESSORIES	122	99	23	23%
BICYCLES	5	7	-2	-29%
FROM BUILDINGS	88	93	-5	-5%
FROM COIN OPERATED MACHINES	3	1	2	200%
ALL OTHER	169	182	-13	-7%
AUTO THEFT	434	420	14	3%
<b>TOTAL</b>	<b>2,876</b>	<b>2,666</b>	<b>210</b>	<b>8%</b>

**ZONE 1 YEAR TO DATE CRIME COMPARISON**



**2016  
MONTHLY CRIME COMPARISON**

<b>ZONE 2</b>				
<b>CRIME</b>	<b>JULY 2016</b>	<b>JULY 2015</b>	<b># DIFFERENCE</b>	<b>% DIFFERENCE</b>
CRIMINAL HOMICIDE	2	0	2	100%
RAPE	1	3	-2	-67%
ROBBERY	16	23	-7	-30%
AGG. ASSAULT	20	25	-5	-20%
BURGLARY	68	57	11	19%
RESIDENCE	56	31	25	81%
NON-RESIDENCE	12	26	-14	-54%
LARCENY	317	318	-1	0%
POCKETPICKING	0	1	-1	-100%
PURSE SNATCHING	2	4	-2	-50%
SHOPLIFTING	74	68	6	9%
FROM MOTOR VEHICLES	146	159	-13	-8%
MOTOR VEH. PARTS/ACCESSORIES	22	15	7	47%
BICYCLES	5	6	-1	-17%
FROM BUILDINGS	31	43	-12	-28%
FROM COIN OPERATED MACHINES	0	0	0	0%
ALL OTHER	37	22	15	68%
AUTO THEFT	53	43	10	23%
<b>TOTAL</b>	<b>477</b>	<b>469</b>	<b>8</b>	<b>2%</b>



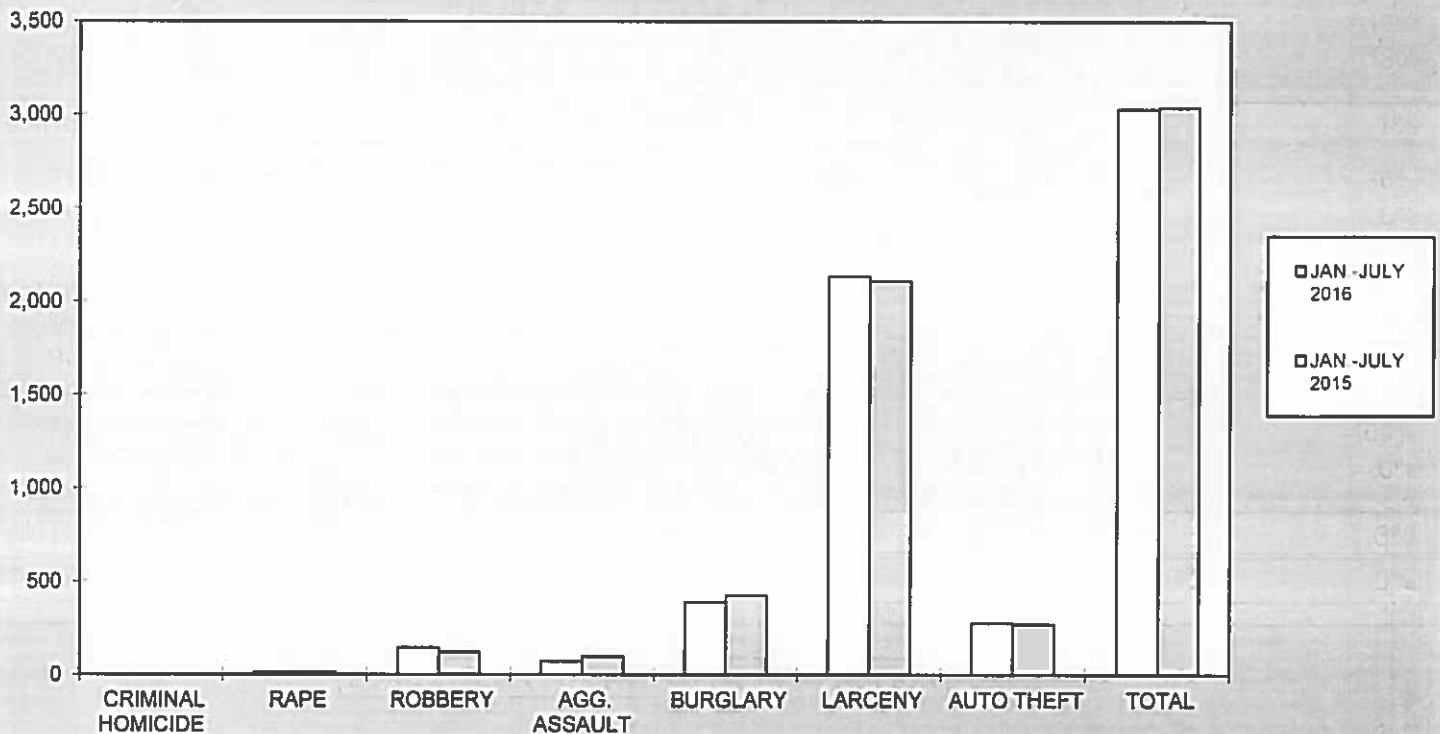


**2016  
YEAR TO DATE CRIME COMPARISON**

**ZONE 2**

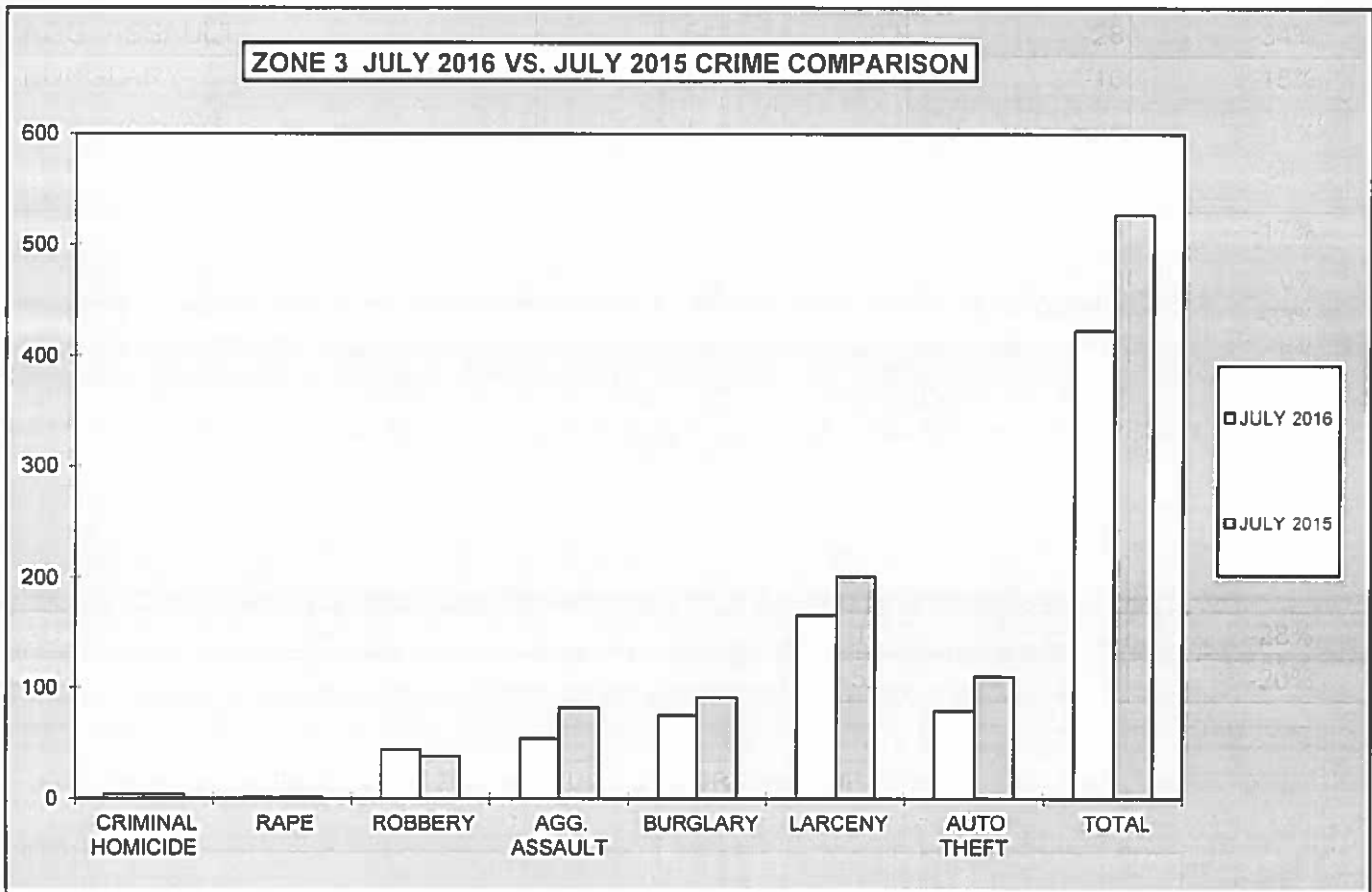
CRIME	JAN.-JULY 2016	JAN.-JULY 2015	# DIFFERENCE	% DIFFERENCE
CRIMINAL HOMICIDE	2	1	1	100%
RAPE	13	14	-1	-7%
ROBBERY	144	121	23	19%
AGG. ASSAULT	71	98	-27	-28%
BURGLARY	388	425	-37	-9%
RESIDENCE	252	310	-58	-19%
NON-RESIDENCE	136	115	21	18%
LARCENY	2,134	2,110	24	1%
POCKETPICKING	7	11	-4	-36%
PURSE SNATCHING	14	14	0	0%
SHOPLIFTING	546	593	-47	-8%
FROM MOTOR VEHICLES	1,060	970	90	9%
MOTOR VEH. PARTS/ACCESSORIES	95	84	11	13%
BICYCLES	21	19	2	11%
FROM BUILDINGS	187	214	-27	-13%
FROM COIN OPERATED MACHINES	0	1	-1	-100%
ALL OTHER	204	204	0	0%
AUTO THEFT	278	271	7	3%
<b>TOTAL</b>	<b>3,030</b>	<b>3,040</b>	<b>-10</b>	<b>0%</b>

**ZONE 2 YEAR TO DATE CRIME COMPARISON**



**2016  
MONTHLY CRIME COMPARISON**

<b>ZONE 3</b>				
<b>CRIME</b>	<b>JULY 2016</b>	<b>JULY 2015</b>	<b># DIFFERENCE</b>	<b>% DIFFERENCE</b>
CRIMINAL HOMICIDE	4	4	0	0%
RAPE	1	2	-1	-50%
ROBBERY	44	38	6	16%
AGG. ASSAULT	54	82	-28	-34%
BURGLARY	75	91	-16	-18%
RESIDENCE	68	77	-9	-12%
NON-RESIDENCE	7	14	-7	-50%
LARCENY	166	201	-35	-17%
POCKETPICKING	0	0	0	0%
PURSE SNATCHING	4	6	-2	-33%
SHOPLIFTING	18	17	1	6%
FROM MOTOR VEHICLES	78	91	-13	-14%
MOTOR VEH. PARTS/ACCESSORIES	15	18	-3	-17%
BICYCLES	1	2	-1	-50%
FROM BUILDINGS	17	21	-4	-19%
FROM COIN OPERATED MACHINES	1	0	1	100%
ALL OTHER	32	46	-14	-30%
AUTO THEFT	79	110	-31	-28%
<b>TOTAL</b>	<b>423</b>	<b>528</b>	<b>-105</b>	<b>-20%</b>

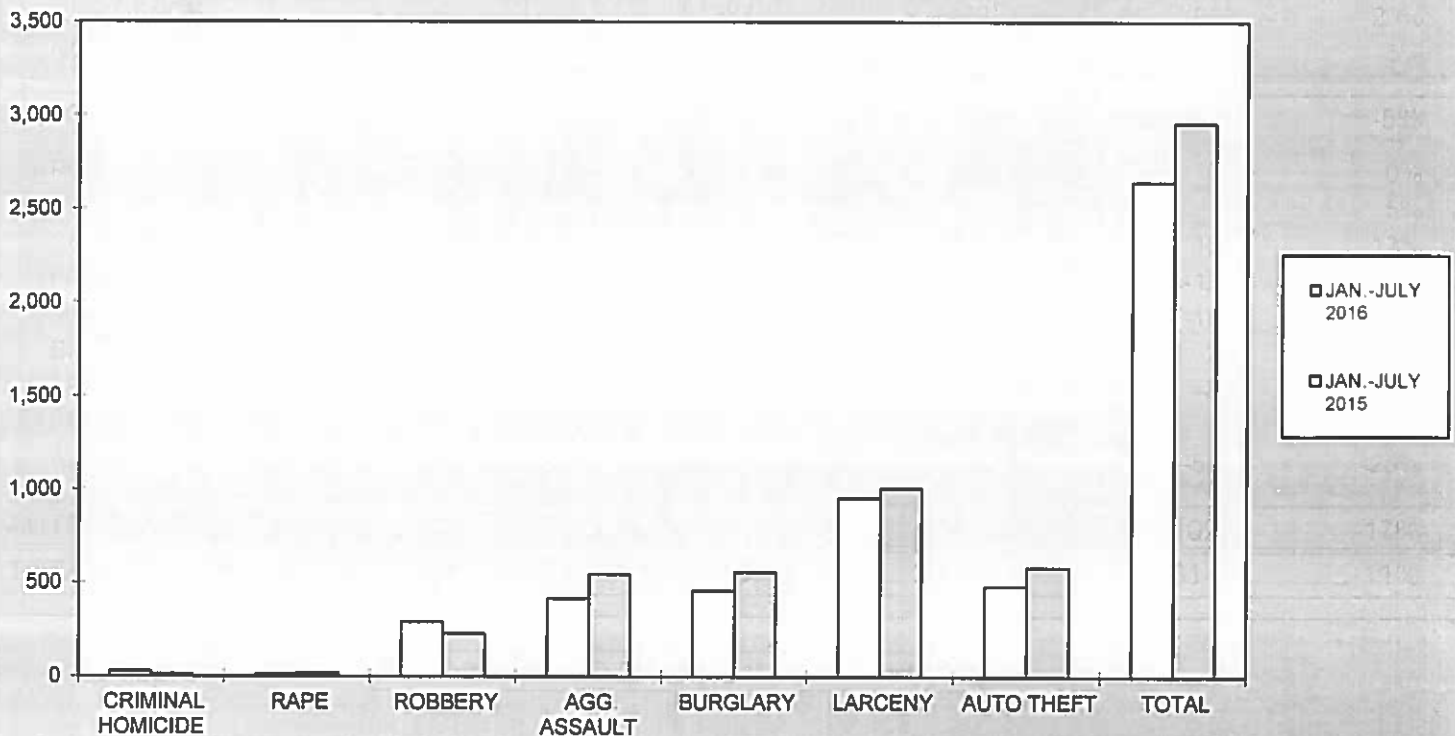


**2016  
YEAR TO DATE CRIME COMPARISON**

**ZONE 3**

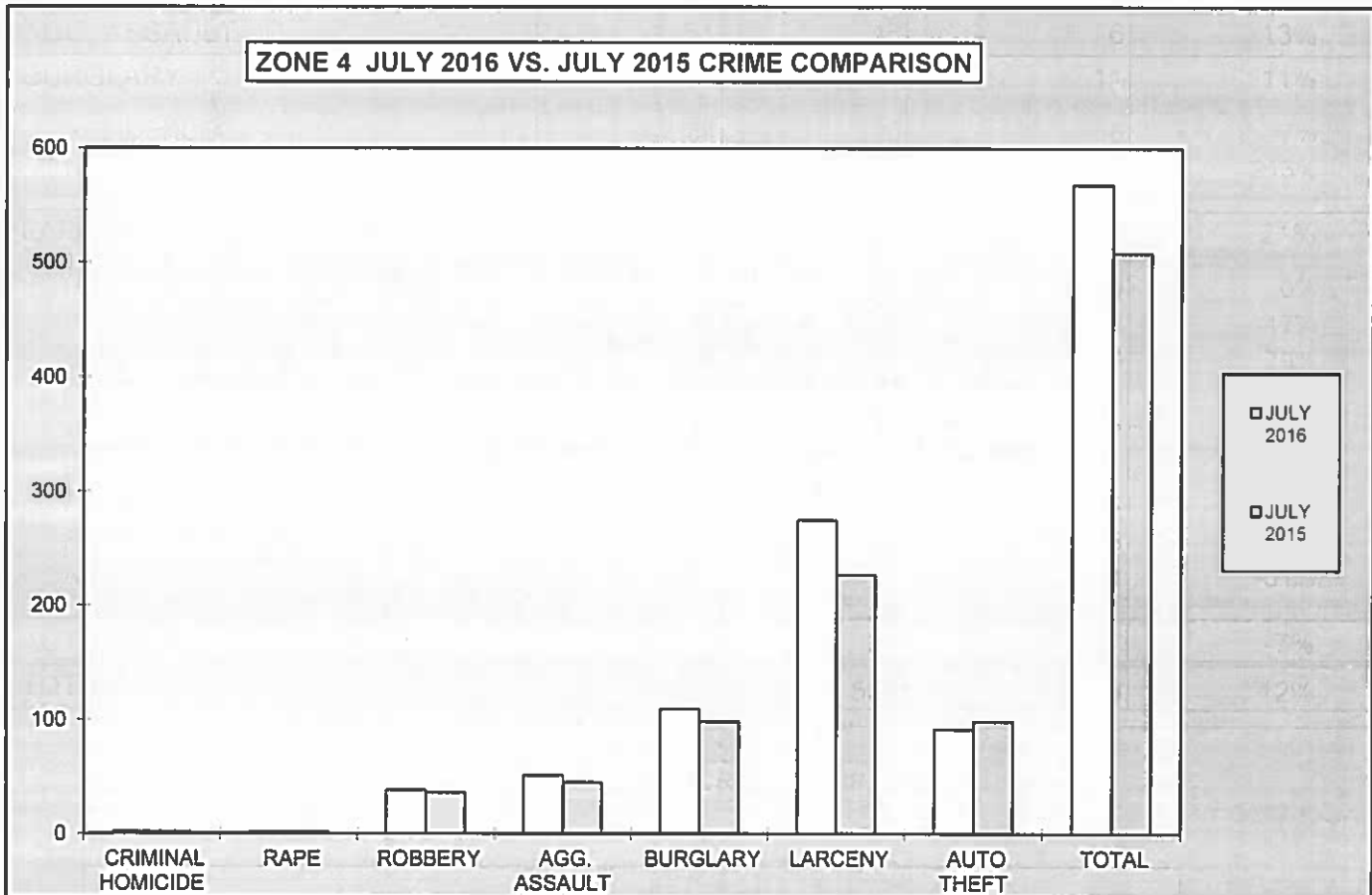
CRIME	JAN -JULY 2016	JAN -JULY 2015	# DIFFERENCE	% DIFFERENCE
CRIMINAL HOMICIDE	27	13	14	108%
RAPE	12	18	-6	-33%
ROBBERY	292	229	63	28%
AGG. ASSAULT	417	547	-130	-24%
BURGLARY	460	559	-99	-18%
RESIDENCE	387	482	-95	-20%
NON-RESIDENCE	73	77	-4	-5%
LARCENY	954	1,008	-54	-5%
POCKETPICKING	2	2	0	0%
PURSE SNATCHING	22	21	1	5%
SHOPLIFTING	115	103	12	12%
FROM MOTOR VEHICLES	440	455	-15	-3%
MOTOR VEH. PARTS/ACCESSORIES	115	105	10	10%
BICYCLES	8	10	-2	-20%
FROM BUILDINGS	77	85	-8	-9%
FROM COIN OPERATED MACHINES	8	5	3	60%
ALL OTHER	167	222	-55	-25%
AUTO THEFT	484	586	-102	-17%
<b>TOTAL</b>	<b>2,646</b>	<b>2,960</b>	<b>-314</b>	<b>-11%</b>

**ZONE 3 YEAR TO DATE CRIME COMPARISON**



**2016  
MONTHLY CRIME COMPARISON**

<b>ZONE 4</b>				
<b>CRIME</b>	<b>JULY 2016</b>	<b>JULY 2015</b>	<b># DIFFERENCE</b>	<b>% DIFFERENCE</b>
CRIMINAL HOMICIDE	2	2	0	0%
RAPE	2	2	0	0%
ROBBERY	38	36	2	6%
AGG. ASSAULT	51	45	6	13%
BURGLARY	109	98	11	11%
RESIDENCE	84	90	-6	-7%
NON-RESIDENCE	25	8	17	213%
LARCENY	275	227	48	21%
POCKETPICKING	1	1	0	0%
PURSE SNATCHING	5	6	-1	-17%
SHOPLIFTING	59	33	26	79%
FROM MOTOR VEHICLES	144	101	43	43%
MOTOR VEH. PARTS/ACCESSORIES	13	15	-2	-13%
BICYCLES	1	2	-1	-50%
FROM BUILDINGS	26	22	4	18%
FROM COIN OPERATED MACHINES	3	0	3	100%
ALL OTHER	23	47	-24	-51%
AUTO THEFT	91	98	-7	-7%
<b>TOTAL</b>	<b>568</b>	<b>508</b>	<b>60</b>	<b>12%</b>

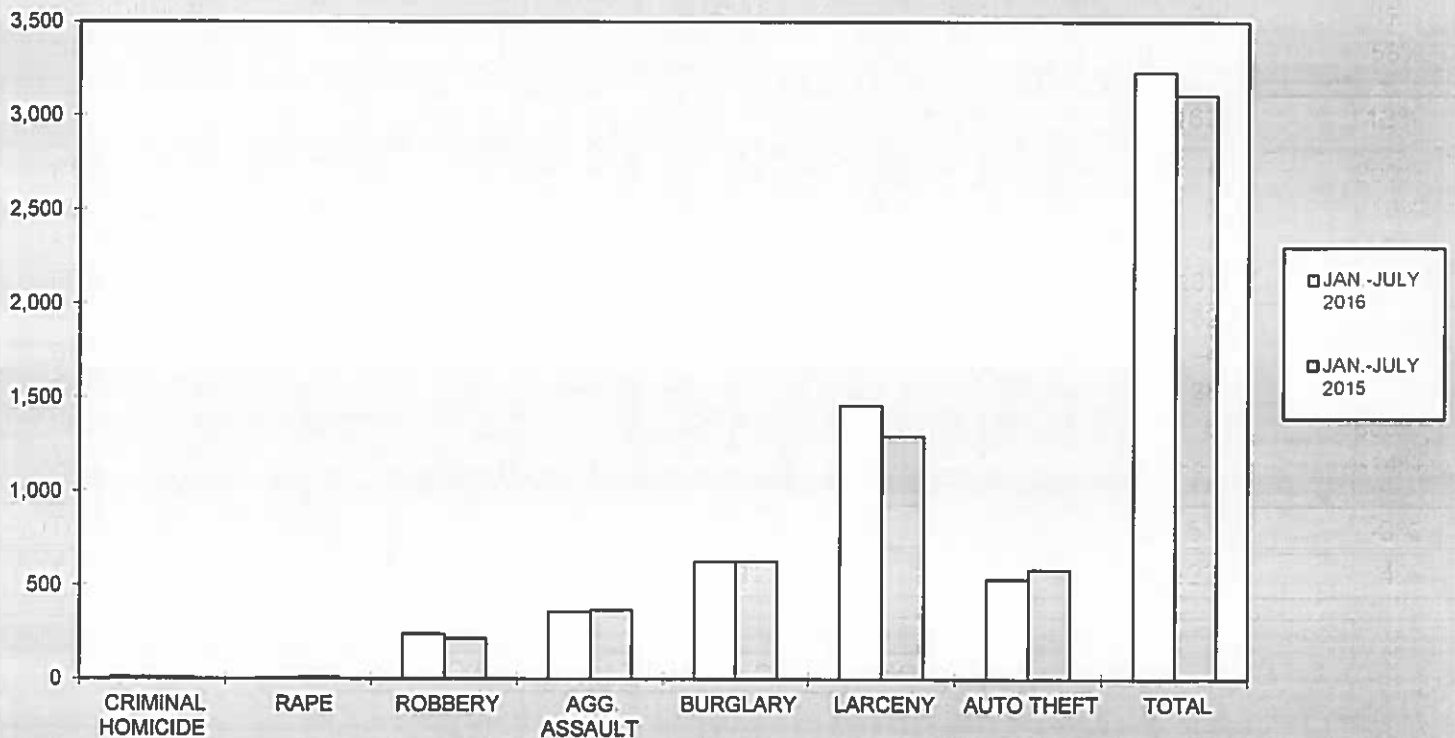


**2016  
YEAR TO DATE CRIME COMPARISON**

**ZONE 4**

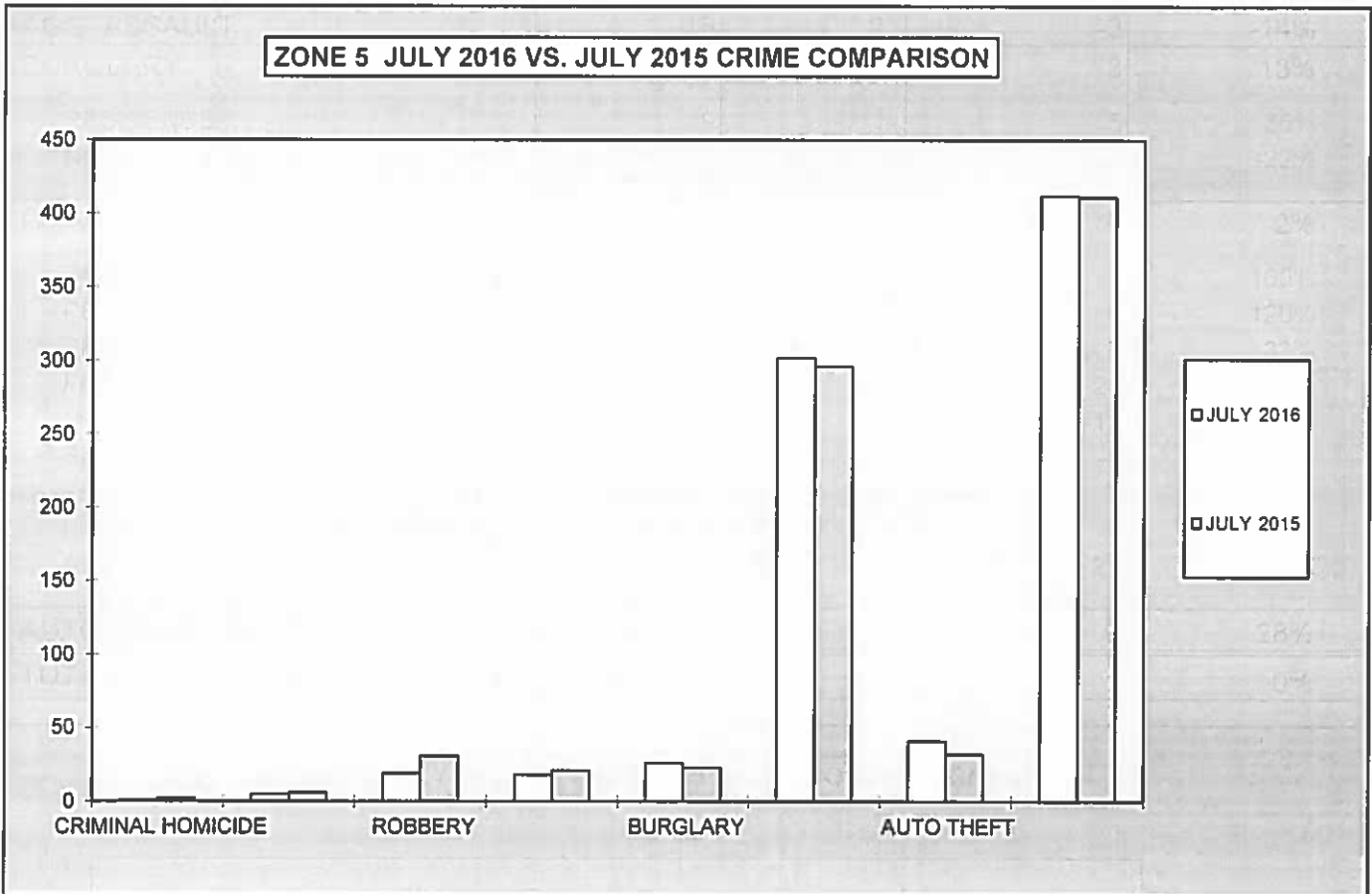
CRIME	JAN.-JULY 2016	JAN.-JULY 2015	# DIFFERENCE	% DIFFERENCE
CRIMINAL HOMICIDE	12	12	0	0%
RAPE	6	10	-4	-40%
ROBBERY	240	216	24	11%
AGG. ASSAULT	359	368	-9	-2%
BURGLARY	625	626	-1	0%
RESIDENCE	524	562	-38	-7%
NON-RESIDENCE	101	64	37	58%
LARCENY	1,457	1,294	163	13%
POCKETPICKING	12	4	8	200%
PURSE SNATCHING	34	31	3	10%
SHOPLIFTING	226	222	4	2%
FROM MOTOR VEHICLES	757	576	181	31%
MOTOR VEH. PARTS/ACCESSORIES	95	127	-32	-25%
BICYCLES	9	13	-4	-31%
FROM BUILDINGS	124	96	28	29%
FROM COIN OPERATED MACHINES	7	1	6	600%
ALL OTHER	193	224	-31	-14%
AUTO THEFT	532	583	-51	-9%
<b>TOTAL</b>	<b>3,231</b>	<b>3,109</b>	<b>122</b>	<b>4%</b>

**ZONE 4 YEAR TO DATE CRIME COMPARISON**



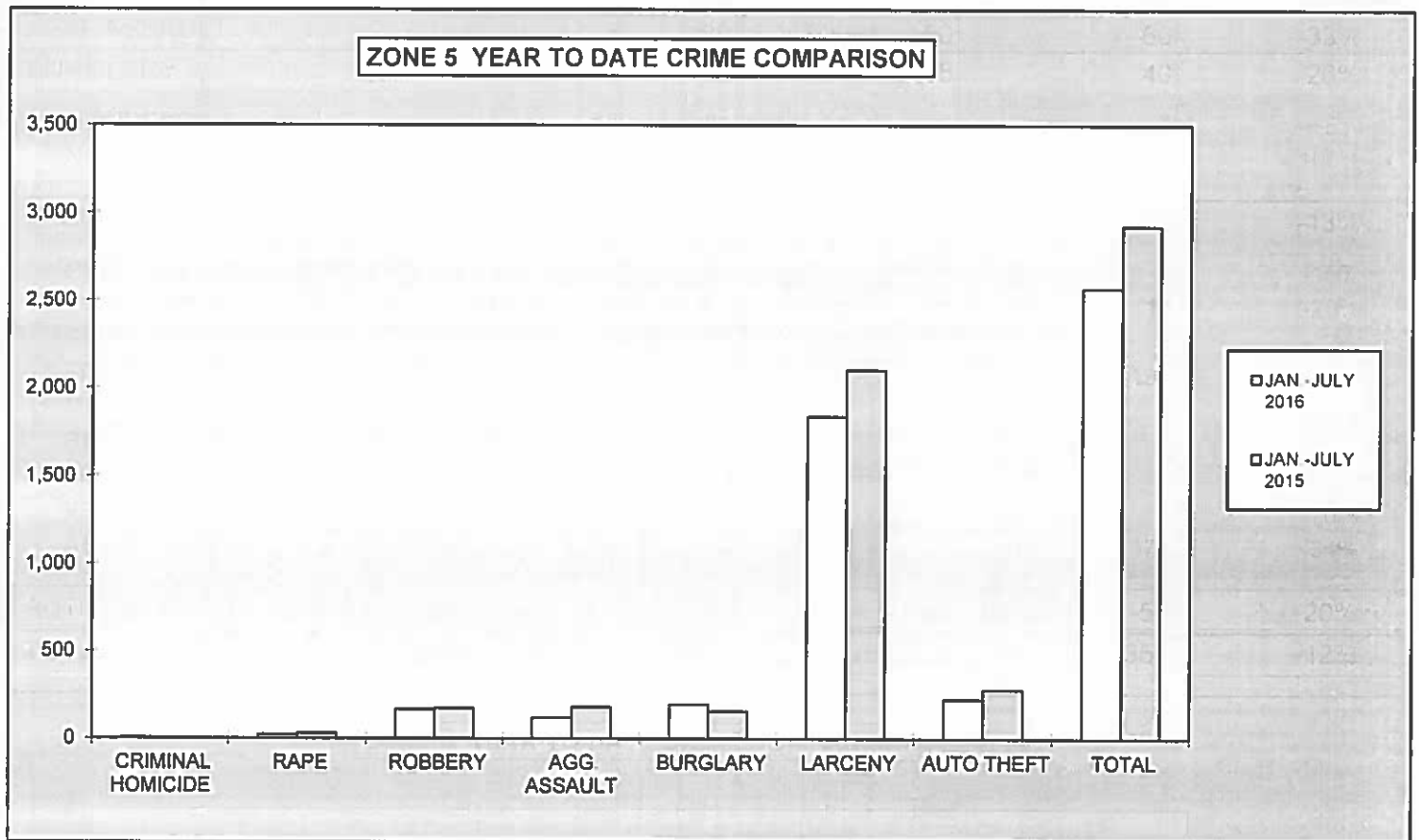
2016  
MONTHLY CRIME COMPARISON

ZONE 5				
CRIME	JULY 2016	JULY 2015	# DIFFERENCE	% DIFFERENCE
CRIMINAL HOMICIDE	1	2	-1	-50%
RAPE	5	6	-1	-17%
ROBBERY	19	31	-12	-39%
AGG. ASSAULT	18	21	-3	-14%
BURGLARY	26	23	3	13%
RESIDENCE	19	14	5	36%
NON-RESIDENCE	7	9	-2	-22%
LARCENY	302	296	6	2%
POCKETPICKING	2	1	1	100%
PURSE SNATCHING	11	5	6	120%
SHOPLIFTING	36	27	9	33%
FROM MOTOR VEHICLES	172	152	20	13%
MOTOR VEH. PARTS/ACCESSORIES	10	22	-12	-55%
BICYCLES	7	12	-5	-42%
FROM BUILDINGS	42	35	7	20%
FROM COIN OPERATED MACHINES	1	0	1	100%
ALL OTHER	21	42	-21	-50%
AUTO THEFT	41	32	9	28%
<b>TOTAL</b>	<b>412</b>	<b>411</b>	<b>1</b>	<b>0%</b>



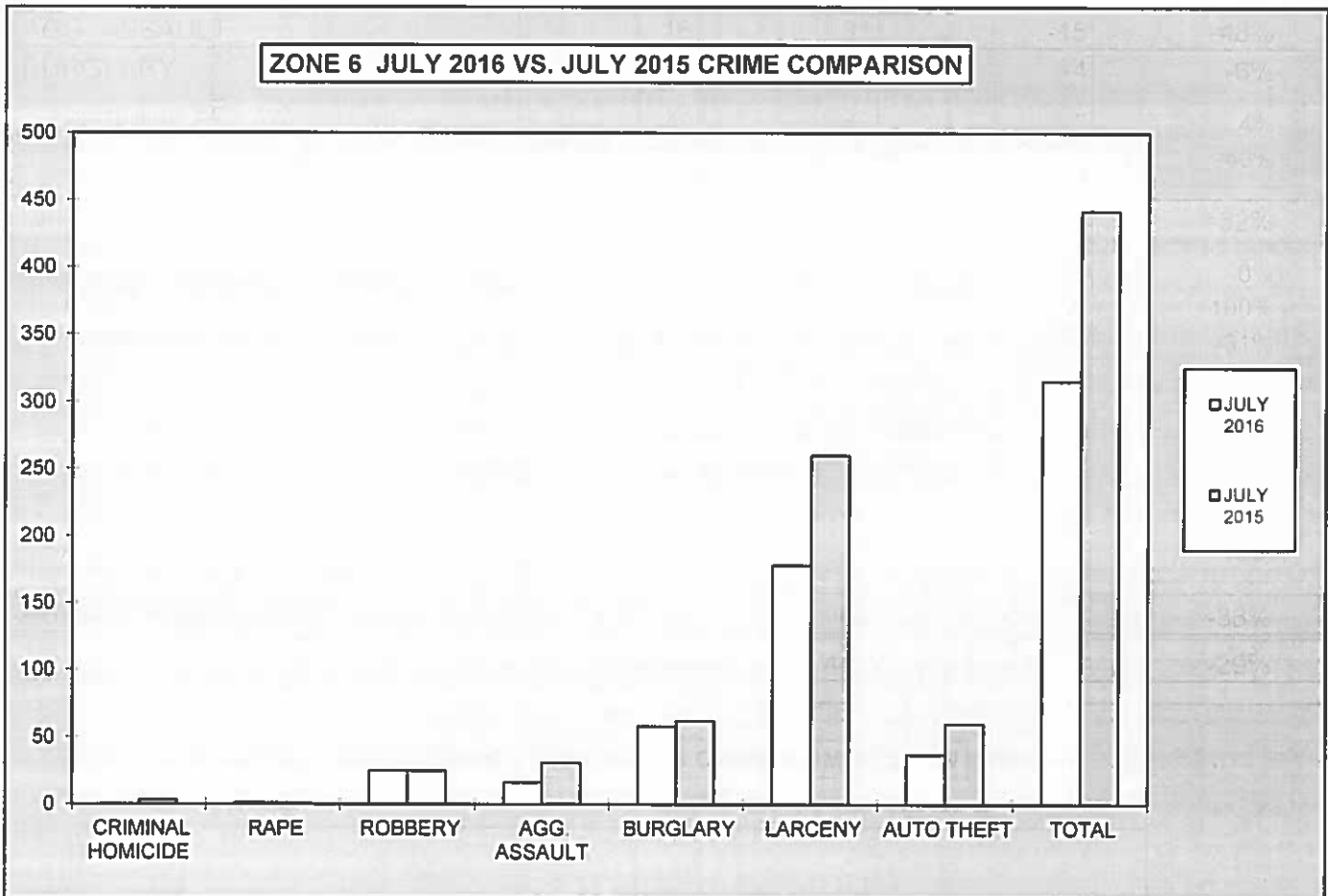
**2016  
YEAR TO DATE CRIME COMPARISON**

<b>ZONE 5</b>				
<b>CRIME</b>	<b>JAN.-JULY 2016</b>	<b>JAN.-JULY 2015</b>	<b># DIFFERENCE</b>	<b>% DIFFERENCE</b>
CRIMINAL HOMICIDE	4	4	0	0%
RAPE	20	29	-9	-31%
ROBBERY	166	173	-7	-4%
AGG. ASSAULT	120	180	-60	-33%
BURGLARY	195	155	40	26%
RESIDENCE	101	108	-7	-6%
NON-RESIDENCE	94	47	47	100%
LARCENY	1,838	2,104	-266	-13%
POCKETPICKING	11	13	-2	-15%
PURSE SNATCHING	40	50	-10	-20%
SHOPLIFTING	184	181	3	2%
FROM MOTOR VEHICLES	1,054	1,246	-192	-15%
MOTOR VEH. PARTS/ACCESSORIES	94	92	2	2%
BICYCLES	62	55	7	13%
FROM BUILDINGS	244	241	3	1%
FROM COIN OPERATED MACHINES	2	2	0	0%
ALL OTHER	147	224	-77	-34%
AUTO THEFT	226	281	-55	-20%
<b>TOTAL</b>	<b>2,569</b>	<b>2,926</b>	<b>-357</b>	<b>-12%</b>



**2016  
MONTHLY CRIME COMPARISON**

<b>ZONE 6</b>				
<b>CRIME</b>	<b>JULY 2016</b>	<b>JULY 2015</b>	<b># DIFFERENCE</b>	<b>% DIFFERENCE</b>
CRIMINAL HOMICIDE	0	3	-3	-100%
RAPE	1	1	0	0%
ROBBERY	25	25	0	0%
AGG. ASSAULT	16	31	-15	-48%
BURGLARY	58	62	-4	-6%
RESIDENCE	49	47	2	4%
NON-RESIDENCE	9	15	-6	-40%
LARCENY	178	260	-82	-32%
POCKETPICKING	1	1	0	0%
PURSE SNATCHING	6	3	3	100%
SHOPLIFTING	25	36	-11	-31%
FROM MOTOR VEHICLES	98	156	-58	-37%
MOTOR VEH. PARTS/ACCESSORIES	6	8	-2	-25%
BICYCLES	6	13	-7	-54%
FROM BUILDINGS	10	20	-10	-50%
FROM COIN OPERATED MACHINES	0	0	0	0%
ALL OTHER	26	23	3	13%
AUTO THEFT	37	60	-23	-38%
<b>TOTAL</b>	<b>315</b>	<b>442</b>	<b>-127</b>	<b>-29%</b>



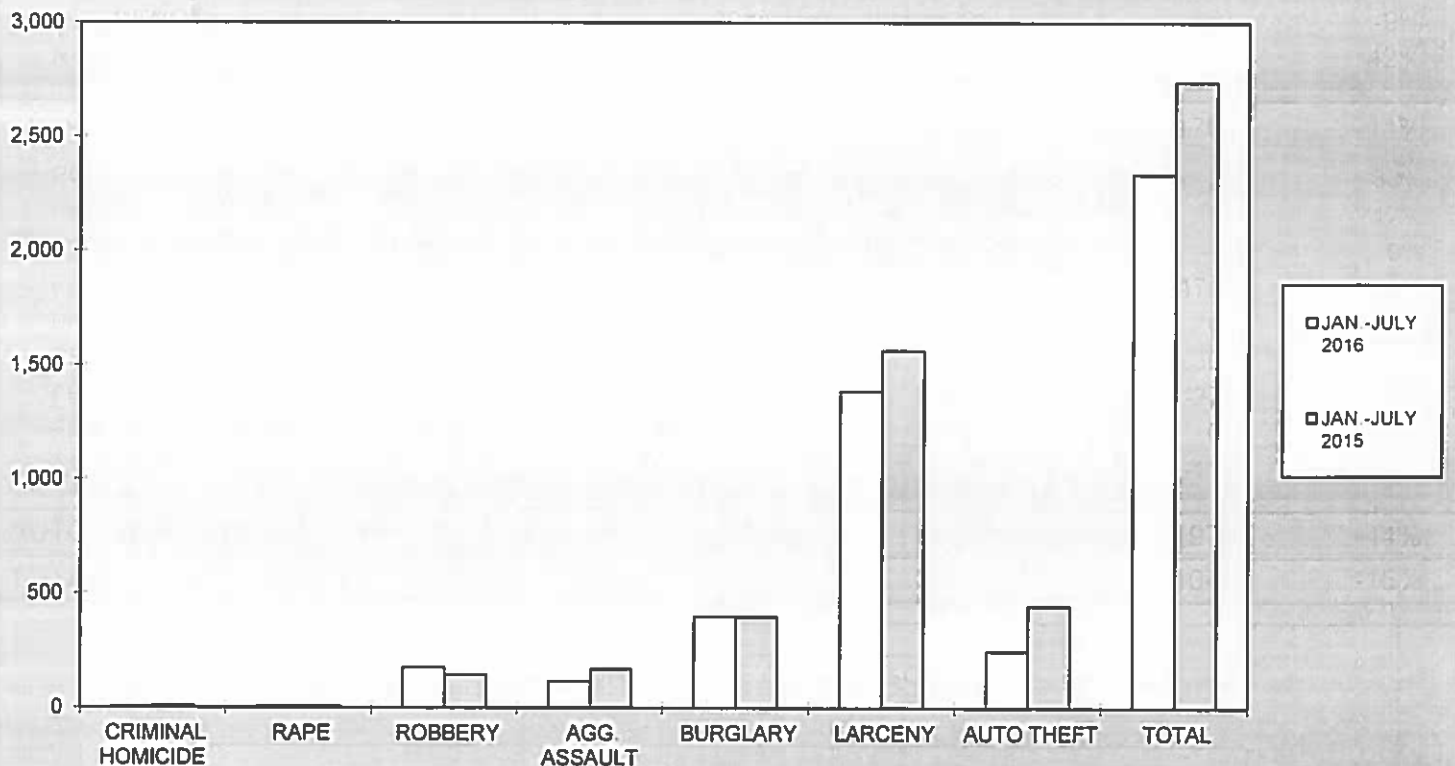


**2016  
YEAR TO DATE CRIME COMPARISON**

**ZONE 6**

CRIME	JAN.-JULY 2016	JAN.-JULY 2015	# DIFFERENCE	% DIFFERENCE
CRIMINAL HOMICIDE	4	10	-6	-60%
RAPE	6	8	-2	-25%
ROBBERY	177	144	33	23%
AGG. ASSAULT	115	170	-55	-32%
BURGLARY	400	398	2	1%
RESIDENCE	298	326	-28	-9%
NON-RESIDENCE	102	72	30	42%
LARCENY	1,386	1,565	-179	-11%
POCKETPICKING	4	6	-2	-33%
PURSE SNATCHING	21	18	3	17%
SHOPLIFTING	241	242	-1	0%
FROM MOTOR VEHICLES	735	906	-171	-19%
MOTOR VEH. PARTS/ACCESSORIES	67	67	0	0%
BICYCLES	75	45	30	67%
FROM BUILDINGS	92	119	-27	-23%
FROM COIN OPERATED MACHINES	2	2	0	0%
ALL OTHER	149	160	-11	-7%
AUTO THEFT	247	444	-197	-44%
<b>TOTAL</b>	<b>2,335</b>	<b>2,739</b>	<b>-404</b>	<b>-15%</b>

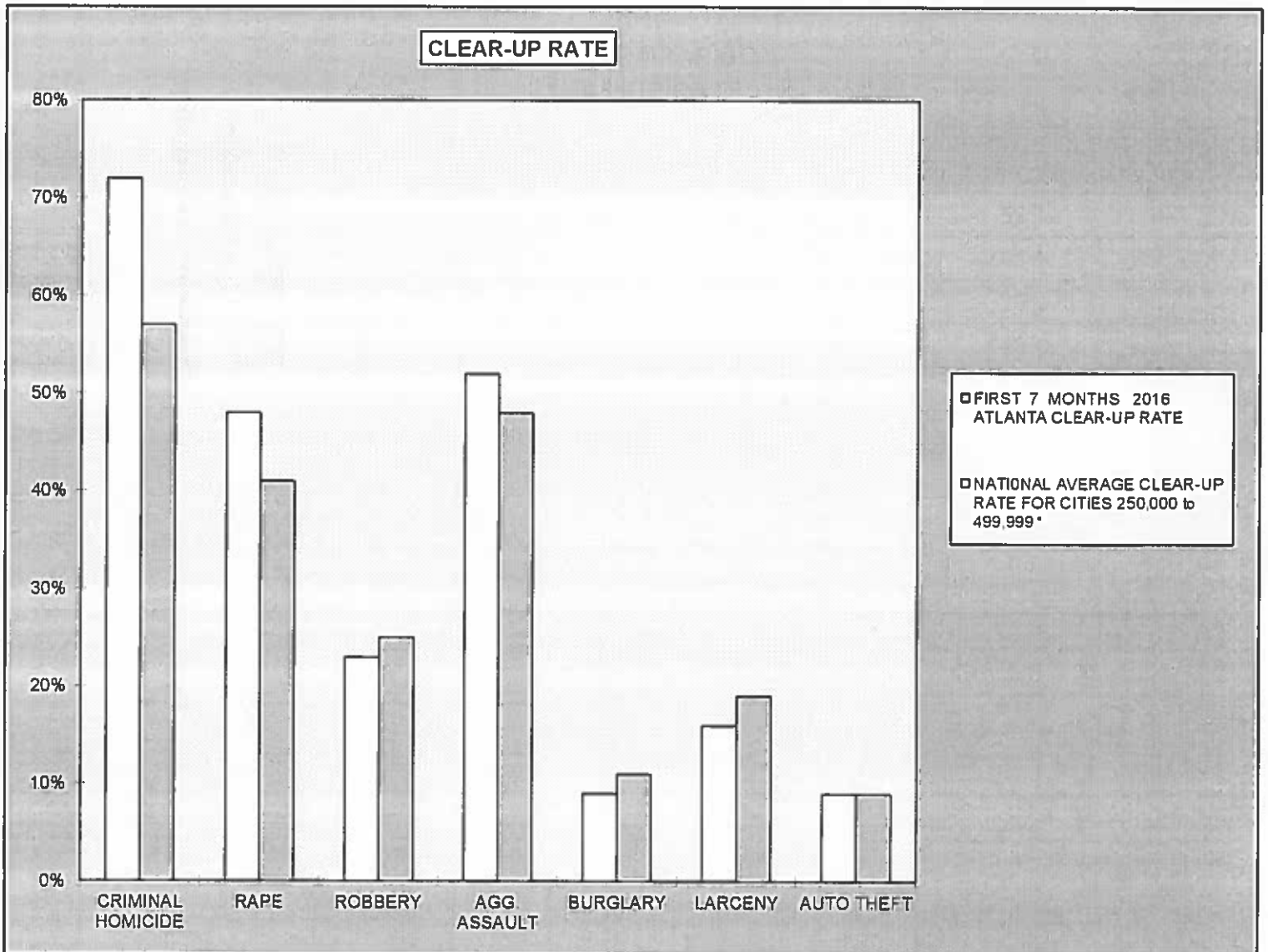
**ZONE 6 YEAR TO DATE CRIME COMPARISON**



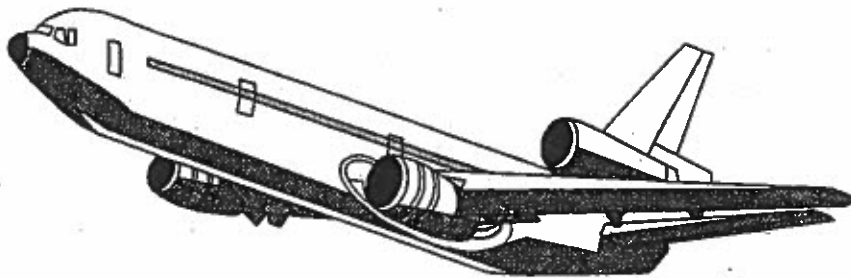
**2016  
CRIME COMPARISON  
CLEAR-UP RATE**

CRIME	FIRST 7 MONTHS 2016 ATLANTA CLEAR-UP RATE	NATIONAL AVERAGE CLEAR-UP RATE FOR CITIES 250,000 to 499,999 *
CRIMINAL HOMICIDE	72%	57%
RAPE	48%	41%
ROBBERY	23%	25%
AGG. ASSAULT	52%	48%
BURGLARY	9%	11%
LARCENY	16%	19%
AUTO THEFT	9%	9%

\* National Average for Cities 250,000 to 499,999 Based on Latest Annual (2014) FBI Uniform Crime Report



# APD



The Atlanta Airport  
UNIFORM CRIME REPORTING



JULY 2016

SUPPORT SERVICES DIVISION  
INFORMATION SERVICES SECTION

**RETURN A - MONTHLY RETURN OF OFFENSES KNOWN TO THE POLICE**

1-720b (Rev. 8-30-94)  
OMB No 1110-0001

This report is authorized by law Title 28 Section 534, U.S. Code. While you are not required to respond, your cooperation in forwarding this report by the 7th day after the close of the month to Uniform Crime Reports, Federal Bureau of Investigation, Washington, D.C. 20535, will assist in compiling comprehensive, accurate national crime figures on a timely basis.

1	2	3	4	5	6
CLASSIFICATION OF OFFENSES	OFFENSES REPORTED OR KNOWN TO POLICE (INCLUDE "UNFOUNDED" AND ATTEMPTS)	UNFOUNDED, I.E., FALSE OR BASELESS COMPLAINTS	NUMBER OF ACTUAL OFFENSES (COLUMN 2 MINUS COLUMN 3) INCLUDE ATTEMPTS	TOTAL OFFENSES CLEARED BY ARREST OR EXCEPTIONAL MEANS (INCLUDES COL. 6)	NUMBER OF CLEARANCES INVOLVING ONLY PERSONS UNDER 18 YEARS OF AGE
<b>1. CRIMINAL HOMICIDE</b>					
a. MURDER AND NONNEGLIGENT HOMICIDE	0	0	0	0	0
c. MANSLAUGHTER BY NEGLIGENCE					
<b>2. FORCIBLE RAPE TOTAL</b>	0	0	0	0	0
a. Rape by Force	0	0	0	0	0
b. Attempts to commit Forcible Rape	0	0	0	0	0
<b>3. ROBBERY TOTAL</b>	1	0	1	0	0
a. Firearm	1	0	1	0	0
b. Knife or Cutting Instrument	0	0	0	0	0
c. Other Dangerous Weapon	0	0	0	0	0
d. Strong-Arm (Hands, Fists, Feet, etc.)	0	0	0	0	0
<b>4. ASSAULT TOTAL</b>	2	0	2	1	0
a. Firearm	0	0	0	0	0
b. Knife or cutting Instrument	0	0	0	0	0
c. Other Dangerous Weapon	0	0	0	0	0
d. Strong-Arm	0	0	0	0	0
e. Other Assaults - Simple, Not Aggravated	2	0	2	1	0
<b>5. BURGLARY TOTAL</b>	0	0	0	0	0
a. Forcible Entry	0	0	0	0	0
b. Unlawful Entry - No Force	0	0	0	0	0
c. Attempted Forcible Entry	0	0	0	0	0
<b>6. LARCENY THEFT TOTAL</b> (except Motor Vehicle Theft)	20	5	15	2	0
<b>7. MOTOR VEHICLE THEFT TOTAL</b>	6	0	6	2	0
a. Autos	6	0	6	2	0
b. Trucks and Buses	0	0	0	0	0
c. Other Vehicles	0	0	0	0	0
<b>GRAND TOTAL</b>	<b>29</b>	<b>5</b>	<b>24</b>	<b>5</b>	<b>0</b>

CHECKING ANY OF THE APPROPRIATE BLOCKS BELOW WILL ELIMINATE YOUR NEED TO SUBMIT REPORTS WHEN THE VALUES ARE ZERO. THIS WILL ALSO AID THE NATIONAL PROGRAM IN ITS QUALITY CONTROL EFFORTS.

- NO SUPPLEMENTARY HOMICIDE REPORT SUBMITTED SINCE NO MURDERS, JUSTIFIABLE HOMICIDES, OR MANSLAUGHTER BY NEGLIGENCE OCCURRED IN THIS JURISDICTION DURING THE MONTH.
- NO SUPPLEMENT TO RETURN A REPORT SINCE NO CRIME OFFENSES OR RECOVERY OF PROPERTY REPORTED DURING THE MONTH.
- NO LAW ENFORCEMENT OFFICERS KILLED OR ASSAULTED REPORT SINCE NONE OF THE OFFICERS WERE ASSAULTED OR KILLED DURING THE MONTH.

- NO AGE, SEX, AND RACE OF PERSONS ARRESTED UNDER 18 YEARS OF AGE REPORT SINCE NO ARRESTS OF PERSONS WITHIN THIS AGE GROUP.
- NO AGE, SEX, AND RACE OF PERSONS ARRESTED 18 YEARS OF AGE AND OVER REPORT SINCE NO ARRESTS OF PERSONS WITHIN THIS AGE GROUP.
- NO MONTHLY RETURN OF ARSON OFFENSES KNOWN TO LAW ENFORCEMENT REPORT SINCE NO ARSONS OCCURRED.

DO NOT USE THIS SPACE

	INITIALS
RECORDED	
EDITED	
ENTERED	
ADJUSTED	
WRITTEN	

\* TOTALS INCLUDE PREVIOUS OFFENSES

JULY 2016  
Month and Year of Report

GA 060240X  
Agency Identifier

AUGUST 24, 2016  
Date

ATLANTA AIRPORT POLICE - GEORGIA  
Agency and State

*J. [Signature]* **LIEUTENANT**  
Prepared By Title  
*[Signature]* **CHIEF**  
Chief, Commissioner, Sheriff, or Superintendent

## PROPERTY STOLEN BY CLASSIFICATION

CLASSIFICATION	DATA ENTRY	Number of Actual Offenses (Column 4 Return A)	Monetary Value of Property Stolen
<b>1. MURDER AND NONNEGLIGENT MANSLAUGHTER</b>	12	0	\$ 0.00
<b>2. FORCIBLE RAPE</b>	20	0	\$ 0.00
<b>3. ROBBERY</b>			
(a) HIGHWAY (streets, alleys, etc.)	31	1	500.00
(b) COMMERCIAL HOUSE (except c, d, and f)	32	0	0.00
(c) GAS OR SERVICE STATION	33	0	0.00
(d) CONVENIENCE STORE	34	0	0.00
(e) RESIDENCE (anywhere on premises)	35	0	0.00
(f) BANK	36	0	0.00
(g) MISCELLANEOUS	37	0	0.00
<b>TOTAL ROBBERY</b>	<b>30</b>	<b>1</b>	<b>\$ 500.00</b>
<b>5. BURGLARY - BREAKING OR ENTERING</b>			
(a) RESIDENCE (dwelling)			
(1) NIGHT (6 p.m. - 6 a.m.)	51	0	0.00
(2) DAY (6 a.m. - 6 p.m.)	52	0	0.00
(3) UNKNOWN	53	0	0.00
(b) NON-RESIDENCE (store, office, etc.)			
(1) NIGHT (6 p.m. - 6 a.m.)	54	0	0.00
(2) DAY (6 a.m. - 6 p.m.)	55	0	0.00
(3) UNKNOWN	56	0	0.00
<b>TOTAL BURGLARY</b>	<b>50</b>	<b>0</b>	<b>\$ 0.00</b>
<b>6. LARCENY - THEFT (Except Motor Vehicle Theft)</b>			
(a) \$200 AND OVER	61	6	6,824.00
(b) \$50 TO \$200	62	0	-15.00 *
(c) UNDER \$50	63	9	39.00
<b>TOTAL LARCENY (Same as Item 6X)</b>	<b>60</b>	<b>15</b>	<b>\$ 6,848.00</b>
<b>7. MOTOR VEHICLE THEFT (Include Alleged Joy Ride)</b>	70	6	\$ 40,000.00
<b>GRAND TOTAL - ALL ITEMS</b>	<b>77</b>		<b>\$ 47,348.00</b>
<b>ADDITIONAL ANALYSIS OF LARCENY AND MOTOR VEHICLE THEFT*</b>			
<b>6X. NATURE OF LARCENIES UNDER ITEM 6</b>			
(a) POCKET-PICKING	81	0	0.00
(b) PURSE-SNATCHING	82	1	200.00
(c) SHOPLIFTING	83	1	-58.00 *
(d) FROM MOTOR VEHICLES (except e)	84	0	0.00
(e) MOTOR VEHICLE PARTS AND ACCESSORIES	85	2	1.00
(f) BICYCLES	86	0	0.00
(g) FROM BUILDING (except c and h)	87	5	3,304.00
(h) FROM ANY COIN-OPERATED MACHINES (parking meters, etc.)	88	0	0.00
(i) ALL OTHER	89	6	3,401.00
<b>TOTAL LARCENIES (Same as Item 6)</b>	<b>80</b>	<b>15</b>	<b>\$ 6,848.00</b>
<b>7X. MOTOR VEHICLES RECOVERED</b>			
(a) STOLEN LOCALLY AND RECOVERED LOCALLY	91	0	
(b) STOLEN LOCALLY AND RECOVERED BY OTHER JURISDICTIONS	92	0	
(c) TOTAL LOCALLY STOLEN MOTOR VEHICLES RECOVERED (a & b)	93	0	
(d) STOLEN IN OTHER JURISDICTIONS AND RECOVERED LOCALLY	90	5	

SUPPLEMENT TO RETURN A  
MONTHLY RETURN OF OFFENSES KNOWN TO THE POLICE

1-706 (Rev. 8-30-94)  
Form Approved  
OMB No. 1110-0007

This report is authorized by law, Title 28, Section 534, U. S. Code. While you are not required to respond, your cooperation in submitting this report with the Return A will assist the FBI in compiling comprehensive, accurate figures on a timely basis.

This form deals with the nature of crime and the monetary value of property stolen and recovered. The total offenses recorded on the form should be the same as the number of actual offenses listed in Column 4 of the Return A for each crime class. Include attempted crimes on this form, but do not include unfounded offenses. If you cannot complete the report in all areas, please record as much information as is available. Tally sheets will be sent upon request.

PROPERTY BY TYPE AND VALUE

Type of Property  (1)	Data Entry	Monetary Value of Property Stolen in Your Jurisdiction	
		Stolen (2)	Recovered (3)
(A) Currency, Notes, Etc.	01	\$ 559.00	\$ 0.00
(B) Jewelry and Precious Metals	02	0.00	0.00
(C) Clothing and Furs	03	2,252.00	0.00
(D) Locally Stolen Motor Vehicles	04	40,000.00	0.00
(E) Office Equipment	05	0.00	0.00
(F) Televisions, Radios, Stereos, Etc.	06	4,626.00	0.00
(G) Firearms	07	0.00	0.00
(H) Household Goods	08	0.00	0.00
(I) Consumable Goods	09	0.00	0.00
(J) Livestock	10	0.00	0.00
(K) Miscellaneous	11	-89.00 *	0.00
<b>TOTAL</b>	<b>77</b>	<b>\$ 47,348.00</b>	<b>\$ 0.00</b>

The total of this column should agree with the Grand Total (DATA ENTRY 77) shown on page 2.

Include in this column all property recovered even though stolen in prior months. The above is an accounting for only that property stolen in your jurisdiction. This will include property recovered for you by other jurisdictions, but not property you recover for them.

AUGUST 24, 2016

DATE \_\_\_\_\_  
  
 PREPARED BY \_\_\_\_\_ TITLE LIEUTENANT  
  
 CHIEF  
 CHIEF, COMMISSIONER, SHERIFF OR SUPERINTENDENT

JULY 2016

Month and Year of Report

GA 060240X

Agency Identifier

ATLANTA AIRPORT POLICE - GEORGIA

Agency and State

ATLANTA AIRPORT POLICE  
AGE, SEX, AND RACE OF PERSONS ARRESTED  
17 YEARS OF AGE AND OVER

MONTH JULY

YEAR 2016

CLASSIFICATION OF OFFENSES	SEX	AGE OF PERSON ARRESTED											TOTAL	RACE				ETHNIC																	
		17	18	19	20	21	22	23	24	29	30	34		35	39	40	44	49	50	54	55	59	60	64	65	UP	White	Black	Native Amer.	Asian/Pacific	Whi. Hispanic	Blck Hispanic			
Murder/Nonnegligent	M																																		
Manslaughter	F																																		
Manslaughter by Negligence	M																																		
Forcible Rape	F																																		
	M																																		
	F																																		
Robbery	M																																		
	F																																		
Aggravated Assault	M																																		
	F																																		
Burglary - Breaking or Entering	M																																		
	F																																		
Larceny - Theft (except Motor Vehicle Theft)	M																																		
	F																																		
Motor Vehicle Theft	M			1																															
	F																																		
Other Assaults	M																																		
	F																																		
Arson	M																																		
	F																																		
Forgery and Counterfeiting	M																																		
	F																																		
Fraud	M																																		
	F																																		
Embezzlement	M																																		
	F																																		
Stolen Property; Buying, Receiving, Possessing	M																																		
	F																																		
Vandalism	M																																		
	F																																		
Weapons	M																																		
	F																																		

ATLANTA AIRPORT POLICE  
AGE, SEX, AND RACE OF PERSONS ARRESTED  
17 YEARS OF AGE AND OVER

MONTH JULY

YEAR 2016

CLASSIFICATION OF OFFENSES	SEX	AGE OF PERSON ARRESTED											RACE					ETHNIC					
		17	18	19	20	21	22	23	24	30	35	40	45	50	55	60	65	White	Black	Native Amer.	Asian/Pacific	Whi. Hispanic	Blck Hispanic
		UP	UP	UP	UP	UP	UP	UP	UP	UP	UP	UP	UP	UP	UP	UP	UP						
16	M																						
Commercialized Vice	F																						
17	M																						
Sex Offenses (except Rape and Prostitution)	F																						
18	M	0	0	0	0	0	0	0	0	0	0	0	0	0	0	0	1	0	0	0	0	0	
Drug Abuse Violations	F	0	0	0	0	0	0	0	0	0	0	0	0	0	0	0	0	0	0	0	0	0	
Grand Total																							
180	M	0	0	0	0	0	0	0	0	0	0	0	0	0	0	0	0	0	0	0	0	0	
(1) Sale/Manufacturing	F	0	0	0	0	0	0	0	0	0	0	0	0	0	0	0	0	0	0	0	0	0	
Subtotal																							
a	M																						
Opium or Cocaine and their derivatives	F																						
b	M																						
Marijuana	F																						
c	M																						
Synthetic Narcotics	F																						
d	M																						
Other Dangerous Non-Narcotic Drugs	F																						
185	M	0	0	0	0	0	0	0	0	0	0	0	0	0	0	0	1	0	0	0	0	0	
(2) Possession	F	0	0	0	0	0	0	0	0	0	0	0	0	0	0	0	0	0	0	0	0	0	
Subtotal																							
e	M																						
Opium or Cocaine and their derivatives	F																						
f	M																						
Marijuana	F																						
g	M																						
Synthetic Narcotics	F																						
h	M																						
Other Dangerous Non-Narcotic Drugs	F																						
19	M	0	0	0	0	0	0	0	0	0	0	0	0	0	0	0	0	0	0	0	0	0	
Gambling	F	0	0	0	0	0	0	0	0	0	0	0	0	0	0	0	0	0	0	0	0	0	
Total																							
a	M																						
Bookmaking	F																						
b	M																						
Numbers and Lottery	F																						





ATLANTA AIRPORT POLICE  
 AGE, SEX, AND RACE OF PERSONS ARRESTED  
 16 YEARS OF AGE AND UNDER

MONTH JULY

YEAR 2016

CLASSIFICATION OF OFFENSES	SEX	AGE					TOTAL	RACE					ETHNIC			
		09	1012	1314	15	16		White	Black	Native Amer.	Asian/Pacific	Whl. Hispanic	Blck Hispanic			
Murder/Nonnegligent Manslaughter	M						0									
	F						0									
Manslaughter by Negligence	M						0									
	F						0									
Forcible Rape	M						0									
	F						0									
Robbery	M						0									
	F						0									
Aggravated Assault	M						0									
	F						0									
Burglary- Breaking or Entering	M						0									
	F						0									
Larceny - Theft (except Motor Vehicle Theft)	M						0									
	F						0									
Motor Vehicle Theft	M						0									
	F						0									
Other Assaults	M						0									
	F						0									
Arson	M						0									
	F						0									
Forgery and Counterfeiting	M						0									
	F						0									
Fraud	M						0									
	F						0									
Embezzlement	M						0									
	F						0									
Stolen Property; Buying, Receiving, Possessing	M						0									
	F						0									
Vandalism	M						0									
	F						0									
Weapons	M						0									
	F						0									
Prostitution and Commercialized Vice	M						0									
	F						0									

ATLANTA AIRPORT POLICE  
 AGE, SEX, AND RACE OF PERSONS ARRESTED  
 16 YEARS OF AGE AND UNDER

CLASSIFICATION OF OFFENSES	SEX	AGE						TOTAL	RACE				ETHNIC					
		0 9		10 12		13 14			15		16		White	Black	Native Amer.	Asian/Pacific	Whi Hispanic	Blck Hispanic
		0	9	10	12	13	14		15	16	0	0	0	0	0	0	0	0
17 Sex Offenses (except Rape and Prostitution)	M																	
	F																	
18 Drug Abuse Violations	M	0	0	0	0	0	0	0	0	0	0	0	0	0	0	0	0	
	F	0	0	0	0	0	0	0	0	0	0	0	0	0	0	0	0	
180 Grand Total	M	0	0	0	0	0	0	0	0	0	0	0	0	0	0	0	0	
	F	0	0	0	0	0	0	0	0	0	0	0	0	0	0	0	0	
(1) Subtotal																		
a Opium or Cocaine and their Derivatives	M																	
	F																	
b Marijuana	M																	
	F																	
c Synthetic Narcotics	M																	
	F																	
d Other Dangerous Non-Narcotic Drugs	M																	
	F																	
185 Subtotal	M	0	0	0	0	0	0	0	0	0	0	0	0	0	0	0	0	
	F	0	0	0	0	0	0	0	0	0	0	0	0	0	0	0	0	
e Opium or Cocaine and their Derivatives	M																	
	F																	
f Marijuana	M																	
	F																	
g Synthetic Narcotics	M																	
	F																	
h Other Dangerous Non-Narcotic Drugs	M																	
	F																	
19 Total	M	0	0	0	0	0	0	0	0	0	0	0	0	0	0	0	0	
	F	0	0	0	0	0	0	0	0	0	0	0	0	0	0	0	0	
a Bookmaking	M																	
	F																	
b Numbers and Lottery	M																	
	F																	
c All Other Gambling	M																	
	F																	
20 Offenses Against Family and Children	M																	
	F																	

ATLANTA AIRPORT POLICE  
 AGE, SEX, AND RACE OF PERSONS ARRESTED  
 16 YEARS OF AGE AND UNDER

MONTH JULY

YEAR 2016

CLASSIFICATION OF OFFENSES	SEX	AGE						RACE				ETHNIC							
		0 9		10 12		13 14		15		16		TOTAL	White	Black	Native Amer.	Asian/Pacific	Whi. Hispanic	Black Hispanic	
Driving Under the Influence	M																		
	F																		
Liquor Laws	M																		
	F																		
Drunkenness	M																		
	F																		
Disorderly Conduct	M																		
	F																		
Vagrancy	M																		
	F																		
All Other Offenses (except Traffic)	M																		
	F																		
Suspicion	M																		
	F																		
Curfew and Loitering	M																		
	F																		
Run-Aways	M																		
	F																		
<b>Total</b>		0	0	0	0	0	0	0	0	0	0	0	0	0	0	0	0	0	0

JULY 2016

Month and Year of Report

GA 060240X

Agency Identifier

AUGUST 25, 2016

Date

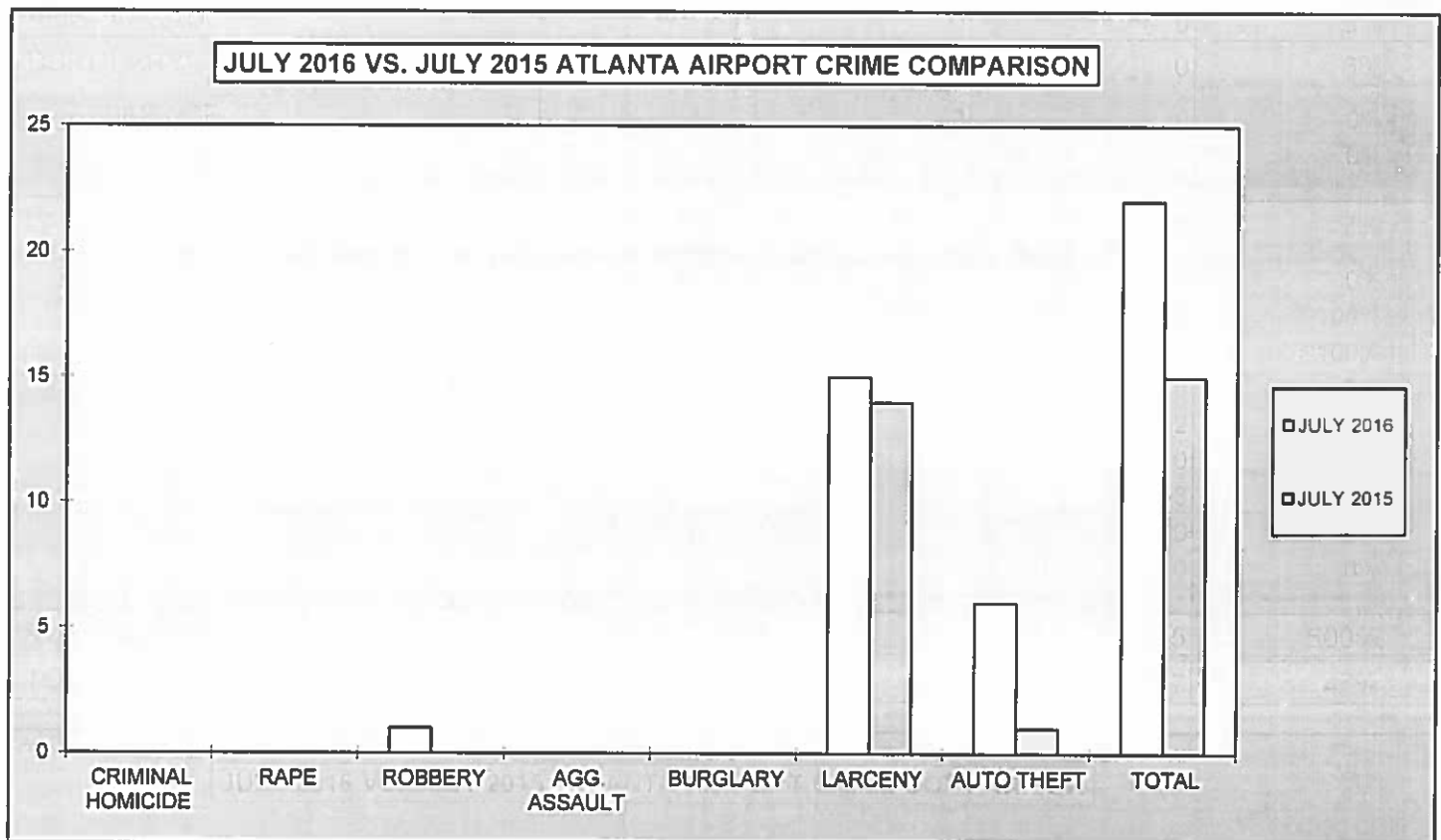
*[Signature]*  
 Prepared By LIEUTENANT

ATLANTA AIRPORT POLICE - GEORGIA  
 Agency and State

*[Signature]*  
 Chief, Commissioner, Sheriff, or Superintendent

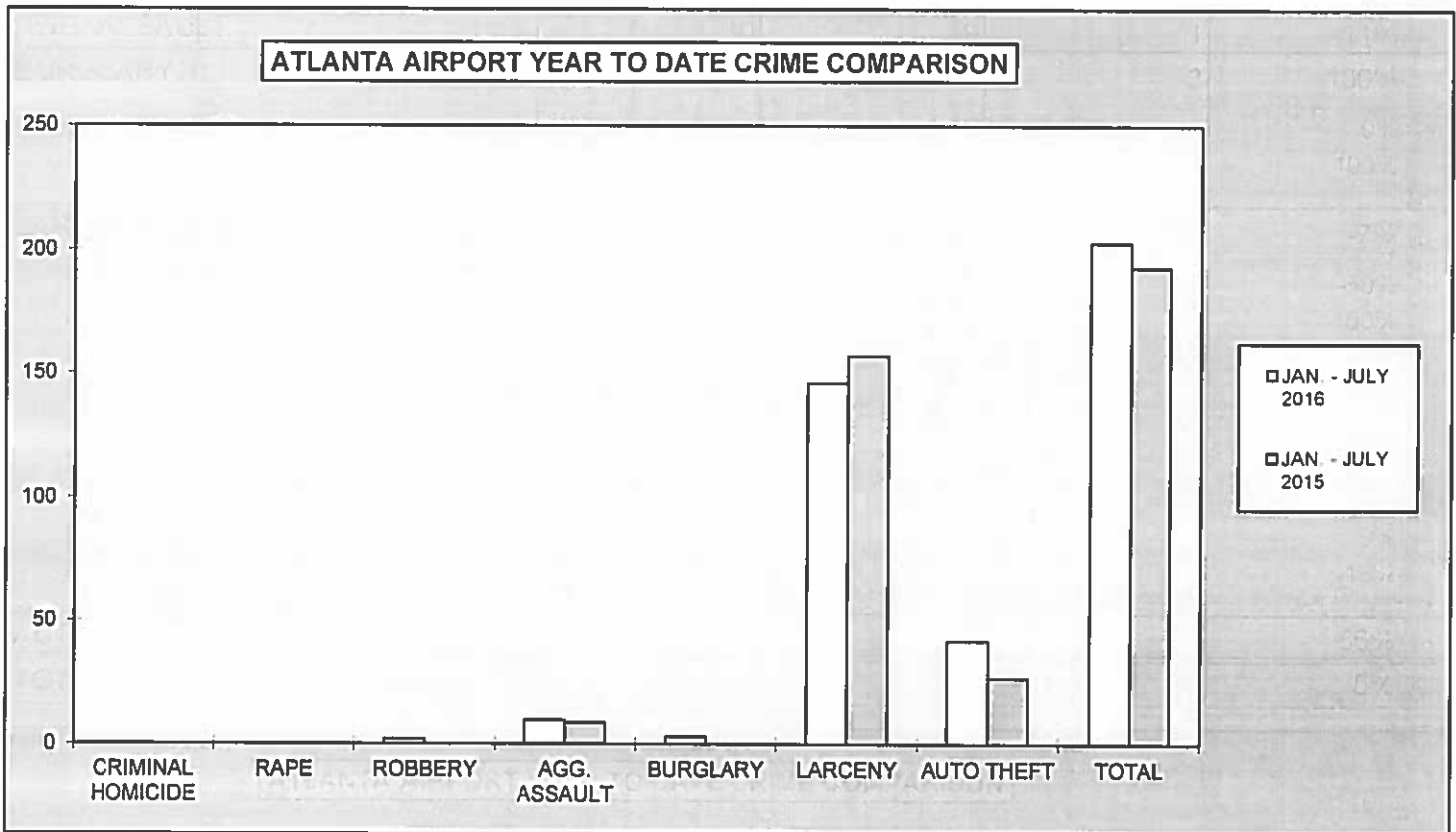
**2016  
ATLANTA AIRPORT  
MONTHLY CRIME COMPARISON**

CRIME	JULY 2016	JULY 2015	# DIFFERENCE	% DIFFERENCE
CRIMINAL HOMICIDE	0	0	0	0%
RAPE	0	0	0	0%
ROBBERY	1	0	1	100%
AGG. ASSAULT	0	0	0	0%
BURGLARY	0	0	0	0%
RESIDENCE	0	0	0	0%
NON-RESIDENCE	0	0	0	0%
LARCENY	15	14	1	7%
POCKETPICKING	0	0	0	0%
PURSE SNATCHING	1	0	1	100%
SHOPLIFTING	1	0	1	100%
FROM MOTOR VEHICLES	0	0	0	0%
MOTOR VEH. PARTS/ACCESSORIES	2	0	2	100%
BICYCLES	0	0	0	0%
FROM BUILDINGS	5	8	-3	-38%
FROM COIN OPERATED MACHINES	0	0	0	0%
ALL OTHER	6	6	0	0%
AUTO THEFT	6	1	5	500%
<b>TOTAL</b>	<b>22</b>	<b>15</b>	<b>7</b>	<b>47%</b>



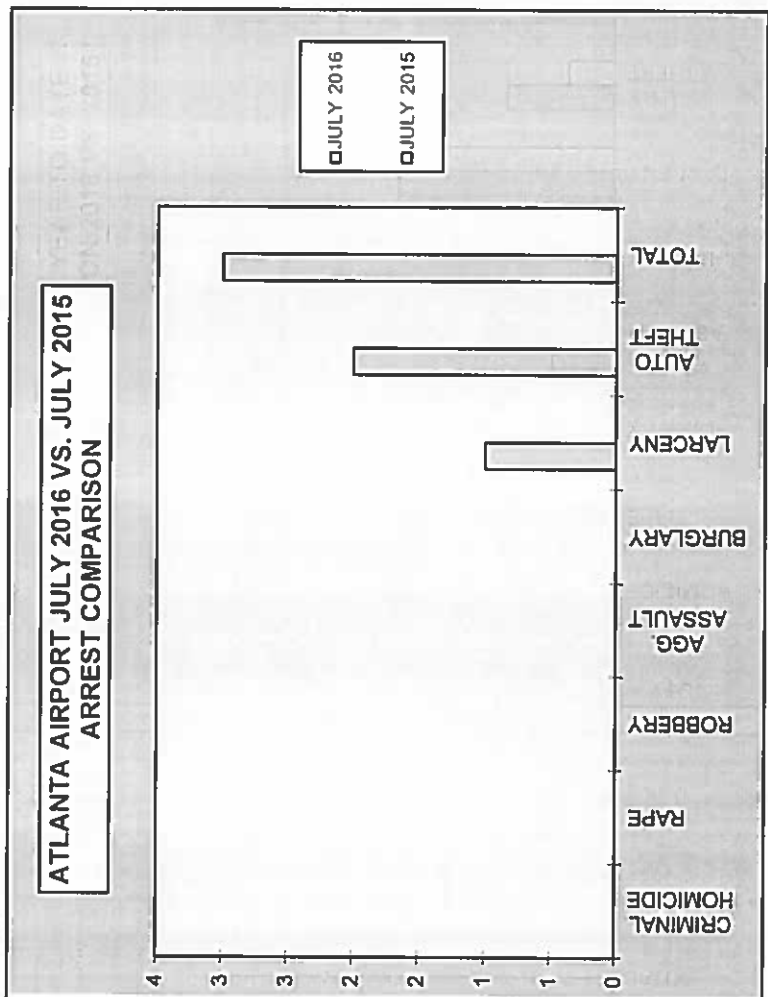
2016  
ATLANTA AIRPORT  
YEAR TO DATE CRIME COMPARISON

FIRST 7 MONTHS				
CRIME	JAN. - JULY 2016	JAN. - JULY 2015	# DIFFERENCE	% DIFFERENCE
CRIMINAL HOMICIDE	0	0	0	0%
RAPE	0	0	0	0%
ROBBERY	2	0	2	100%
AGG. ASSAULT	10	9	1	11%
BURGLARY	3	0	3	100%
RESIDENCE	0	0	0	0%
NON-RESIDENCE	3	0	3	100%
LARCENY	146	157	-11	-7%
POCKETPICKING	2	4	-2	-50%
PURSE SNATCHING	6	0	6	100%
SHOPLIFTING	7	9	-2	-22%
FROM MOTOR VEHICLES	18	21	-3	-14%
MOTOR VEH. PARTS/ACCESSORIES	15	2	13	650%
BICYCLES	0	1	-1	-100%
FROM BUILDINGS	43	53	-10	-19%
FROM COIN OPERATED MACHINES	0	0	0	0%
ALL OTHER	55	67	-12	-18%
AUTO THEFT	42	27	15	56%
<b>TOTAL</b>	<b>203</b>	<b>193</b>	<b>10</b>	<b>5%</b>

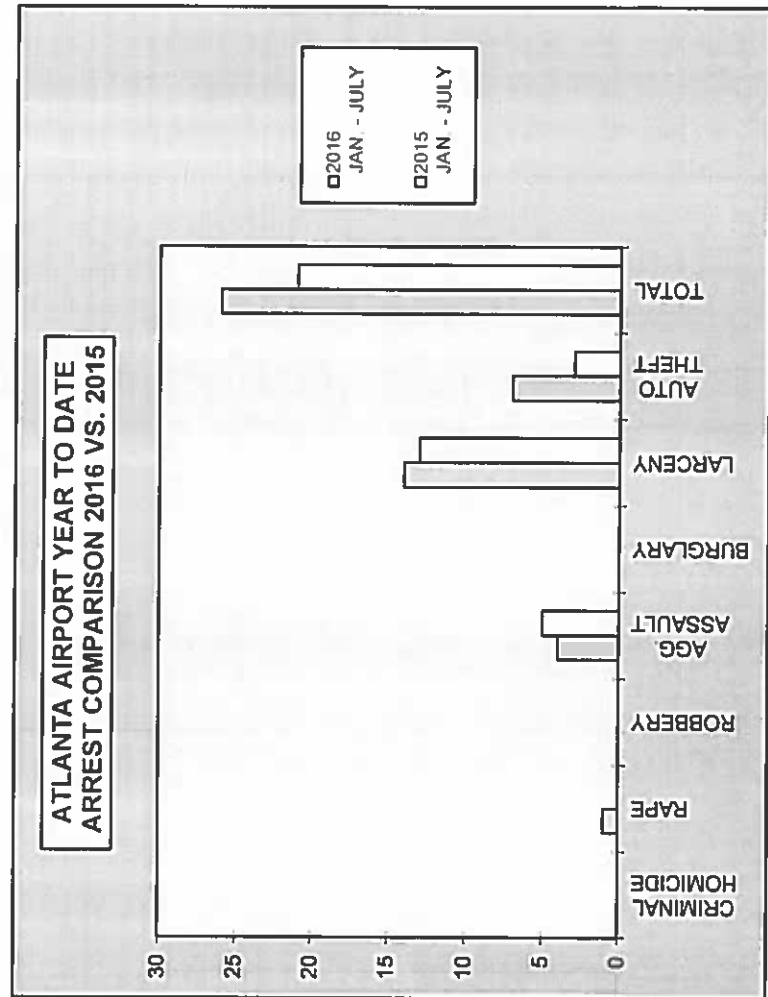


**2016  
ATLANTA AIRPORT  
ARREST COMPARISON**

JULY ARREST COMPARISON				
CRIME	JULY 2016	JULY 2015	# DIFFERENCE	% DIFFERENCE
CRIMINAL HOMICIDE	0	0	0	0%
RAPE	0	0	0	0%
ROBBERY	0	0	0	0%
AGG. ASSAULT	0	0	0	0%
BURGLARY	0	0	0	0%
LARCENY	1	0	1	100%
AUTO THEFT	2	0	2	100%
<b>TOTAL</b>	<b>3</b>	<b>0</b>	<b>3</b>	<b>100%</b>



FIRST 7 MONTHS ARREST COMPARISON				
CRIME	2016 JAN - JULY	2015 JAN - JULY	# DIFFERENCE	% DIFFERENCE
CRIMINAL HOMICIDE	0	0	0	0%
RAPE	1	0	1	100%
ROBBERY	0	0	0	0%
AGG. ASSAULT	4	5	-1	-20%
BURGLARY	0	0	0	0%
LARCENY	14	13	1	8%
AUTO THEFT	7	3	4	133%
<b>TOTAL</b>	<b>26</b>	<b>21</b>	<b>5</b>	<b>24%</b>



**2016  
ATLANTA AIRPORT  
CLEAR-UP RATE**

CRIME	ATLANTA AIRPORT JULY 2016 CLEAR-UP RATE	ATLANTA AIRPORT JULY 2015 CLEAR-UP RATE
CRIMINAL HOMICIDE	0%	0%
RAPE	0%	0%
ROBBERY	0%	0%
AGG. ASSAULT	0%	0%
BURGLARY	0%	0%
LARCENY	13%	0%
AUTO THEFT	33%	0%

