

FBI UNIFORM CRIME REPORTING

ATLANTA POLICE DEPARTMENT

226 PEACHTREE STREET, SW

ATLANTA, GEORGIA 30303



SEPTEMBER 2016



SUPPORT SERVICES DIVISION
INFORMATION SERVICES SECTION

TABLE OF CONTENTS

	Page
U. C. R. COMPARATIVE CRIME REPORT -----	1
RETURN A - MONTHLY RETURN OF OFFENSES KNOWN TO THE POLICE -----	2
PROPERTY STOLEN BY CLASSIFICATION -----	3
	3a
LAW ENFORCEMENT OFFICERS KILLED OR ASSAULTED -----	4
MONTHLY RETURN OF ARSON OFFENSES KNOWN TO LAW ENFORCEMENT -----	5
POLICE DISPOSITION OF JUVENILES -----	6
SUPPLEMENTARY HOMICIDE REPORT -----	7
SEX AND RACE OF PERSONS ARRESTED -----	8
	8a-8e
HOMICIDE COMPARISON REPORT -----	9
HOMICIDE BREAKDOWN REPORT -----	10
SEVEN MAJOR CRIMES - MONTHLY CRIME COMPARISON -----	11
SEVEN MAJOR CRIMES - YEAR TO DATE CRIME COMPARISON -----	12
SEVEN MAJOR CRIMES ARREST MONTHLY AND YEAR TO DATE COMPARISON -----	13
CRIMES AGAINST PERSONS MONTHLY AND YEAR TO DATE COMPARISON -----	14
CRIMES AGAINST PROPERTY MONTHLY AND YEAR TO DATE COMPARISON -----	15
CRIMES AGAINST PERSONS & PROPERTY MONTHLY COMPARISON BY ZONES -----	16
CRIMES AGAINST PERSONS & PROPERTY YEAR TO DATE COMPARISON BY ZONES -----	17
SEVEN MAJOR CRIMES MONTHLY CRIME COMPARISON BY ZONES -----	18
SEVEN MAJOR CRIMES - YEAR TO DATE CRIME COMPARISON BY ZONES -----	19
SEVEN MAJOR CRIMES - MONTHLY CRIME COMPARISON - ZONE 1 -----	20
SEVEN MAJOR CRIMES - YEAR TO DATE CRIME COMPARISON - ZONE 1 -----	21
SEVEN MAJOR CRIMES - MONTHLY CRIME COMPARISON - ZONE 2 -----	22
SEVEN MAJOR CRIMES - YEAR TO DATE CRIME COMPARISON - ZONE 2 -----	23
SEVEN MAJOR CRIMES - MONTHLY CRIME COMPARISON - ZONE 3 -----	24
SEVEN MAJOR CRIMES - YEAR TO DATE CRIME COMPARISON - ZONE 3 -----	25
SEVEN MAJOR CRIMES - MONTHLY CRIME COMPARISON - ZONE 4 -----	26
SEVEN MAJOR CRIMES - YEAR TO DATE CRIME COMPARISON - ZONE 4 -----	27
SEVEN MAJOR CRIMES - MONTHLY CRIME COMPARISON - ZONE 5 -----	28
SEVEN MAJOR CRIMES - YEAR TO DATE CRIME COMPARISON - ZONE 5 -----	29
SEVEN MAJOR CRIMES - MONTHLY CRIME COMPARISON - ZONE 6 -----	30
SEVEN MAJOR CRIMES - YEAR TO DATE CRIME COMPARISON - ZONE 6 -----	31
CLEAR-UP RATE COMPARISON -----	32
ATLANTA AIRPORT -----	33
RETURN A - MONTHLY RETURN OF OFFENSES KNOWN TO THE POLICE -----	34
PROPERTY STOLEN BY CLASSIFICATION -----	35
	35a
SEX AND RACE OF PERSONS ARRESTED -----	36
	36a-36e
SEVEN MAJOR CRIMES - MONTHLY CRIME COMPARISON -----	37
SEVEN MAJOR CRIMES - YEAR TO DATE CRIME COMPARISON -----	38
SEVEN MAJOR CRIMES ARREST MONTHLY AND YEAR TO DATE COMPARISON -----	39
CLEAR-UP RATE COMPARISON -----	40

SEPTEMBER 2016
U.C.R. COMPARATIVE CRIME REPORT
SUPPORT SERVICES DIVISION
INFORMATION SERVICES SECTION

	SEPTEMBER 2016		SEPTEMBER 2015		COMPARATIVE ACTUAL	% CHANGE ACTUAL	COMPARATIVE CLEARED	% CHANGE CLEARED
MURDER	8	5	10	7	-2	-20%	-2	-29%
RAPE	12	2	19	8	-7	-37%	-6	-75%
ROBBERY	157	40	176	32	-19	-11%	8	25%
AGG. ASSAULT	279	121	257	122	22	9%	-1	-1%
BURGLARY - RESIDENCE	260		303		-43	-14%		
BURGLARY - NON-RESIDENCE	72	29	92	15	-20	-22%	14	93%
LARCENY - \$200 AND OVER	282		333		-51	-15%		
LARCENY - \$50 TO \$199	76	166	89	180	-13	-15%	-14	-8%
LARCENY - UNDER \$50	1,195		1,130		65	6%		
AUTO THEFT	470	37	374	15	96	26%	22	147%
TOTAL	2,811		2,783		28	1%		
AUTOS RECOVERED	139		35		104	297%		

	2016		2015		COMPARATIVE ACTUAL	% CHANGE ACTUAL	COMPARATIVE CLEARED	% CHANGE CLEARED
MURDER	85	61	71	55	14	20%	6	11%
RAPE	106	43	136	64	-30	-22%	-21	-33%
ROBBERY	1,597	365	1,450	314	147	10%	51	16%
AGG. ASSAULT	2,159	1,100	2,353	1,162	-194	-8%	-62	-5%
BURGLARY - RESIDENCE	2,585		2,847		-262	-9%		
BURGLARY - NON-RESIDENCE	724	276	619	275	105	17%	1	0%
LARCENY - \$200 AND OVER	2,305		2,727		-422	-15%		
LARCENY - \$50 TO \$199	606	1,808	752	2,124	-146	-19%	-316	-15%
LARCENY - UNDER \$50	9,097		8,929		168	2%		
AUTO THEFT	3,052	260	3,431	192	-379	-11%	68	35%
TOTAL	22,316		23,315		-999	-4%		
AUTOS RECOVERED	731		672		59	9%		

RETURN A - MONTHLY RETURN OF OFFENSES KNOWN TO THE POLICE

1-720b (Rev. 8-30-94)
OMB No 1110-0001

This report is authorized by law Title 28, Section 534, U.S. Code. While you are not required to respond, your cooperation in forwarding this report by the 7th day after the close of the month to Uniform Crime Reports, Federal Bureau of Investigation, Washington, D.C. 20535, will assist in compiling comprehensive, accurate national crime figures on a timely basis

1	2	3	4	5	6	
CLASSIFICATION OF OFFENSES	DATE	OFFENSES REPORTED OR KNOWN TO POLICE (INCLUDE "UNFOUNDED" AND ATTEMPTS)	UNFOUNDED, I.E., FALSE OR BASELESS COMPLAINTS	NUMBER OF ACTUAL OFFENSES (COLUMN 2 MINUS COLUMN 3) INCLUDE ATTEMPTS	TOTAL OFFENSES CLEARED BY ARREST OR EXCEPTIONAL MEANS (INCLUDES COL. 6)	NUMBER OF CLEARANCES INVOLVING ONLY PERSONS UNDER 18 YEARS OF AGE
1. CRIMINAL HOMICIDE						
a. MURDER AND NONNEGLIGENT HOMICIDE	11	8	0	8	5	1
b. MANSLAUGHTER BY NEGLIGENCE	12					
2. FORCIBLE RAPE TOTAL	20	12	0	12	2	0
a. Rape by Force	21	11	0	11	2	0
b. Attempts to commit Forcible Rape	22	1	0	1	0	0
3. ROBBERY TOTAL	30	159	2	157	40	4
a. Firearm	31	113	0	113	24	1
b. Knife or Cutting Instrument	32	7	0	7	1	0
c. Other Dangerous Weapon	33	4	0	4	4	0
d. Strong-Arm (Hands, Fists, Feet, etc.)	34	35	2	33	11	3
4. ASSAULT TOTAL	40	668	18	650	321	11
a. Firearm	41	144	3	141	37	3
b. Knife or cutting instrument	42	47	0	47	31	2
c. Other Dangerous Weapon	43	82	7	75	42	0
d. Strong-Arm	44	16	0	16	11	1
e. Other Assaults - Simple, Not Aggravated	45	379	8	371	200	5
5. BURGLARY TOTAL	50	336	4	332	29	4
a. Forcible Entry	51	249	2	247	20	3
b. Unlawful Entry - No Force	52	60	2	58	7	1
c. Attempted Forcible Entry	53	27	0	27	2	0
6. LARCENY THEFT TOTAL (except Motor Vehicle Theft)	60	1,577	24	1,553	166	7
7. MOTOR VEHICLE THEFT TOTAL	70	486	16	470	37	6
a. Autos	71	441	15	426	34	6
b. Trucks and Buses	72	27	0	27	2	0
c. Other Vehicles	73	18	1	17	1	0
GRAND TOTAL	77	3,246	64	3,182	600	33

CHECKING ANY OF THE APPROPRIATE BLOCKS BELOW WILL ELIMINATE YOUR NEED TO SUBMIT REPORTS WHEN THE VALUES ARE ZERO. THIS WILL ALSO AID THE NATIONAL PROGRAM IN ITS QUALITY CONTROL EFFORTS.

- NO SUPPLEMENTARY HOMICIDE REPORT SUBMITTED SINCE NO MURDERS, JUSTIFIABLE HOMICIDES, OR MANSLAUGHTER BY NEGLIGENCE OCCURRED IN THIS JURISDICTION DURING THE MONTH.
- NO SUPPLEMENT TO RETURN A REPORT SINCE NO CRIME OFFENSES OR RECOVERY OF PROPERTY REPORTED DURING THE MONTH.
- NO LAW ENFORCEMENT OFFICERS KILLED OR ASSAULTED REPORT SINCE NONE OF THE OFFICERS WERE ASSAULTED OR KILLED DURING THE MONTH.

- NO AGE, SEX, AND RACE OF PERSONS ARRESTED UNDER 18 YEARS OF AGE REPORT SINCE NO ARRESTS OF PERSONS WITHIN THIS AGE GROUP.
- NO AGE, SEX, AND RACE OF PERSONS ARRESTED 18 YEARS OF AGE AND OVER REPORT SINCE NO ARRESTS OF PERSONS WITHIN THIS AGE GROUP.
- NO MONTHLY RETURN OF ARSON OFFENSES KNOWN TO LAW ENFORCEMENT REPORT SINCE NO ARSONS OCCURRED.

DO NOT USE THIS SPACE

	INITIALS
RECORDED	
EDITED	
ENTERED	
ADJUSTED	
WORKED	

* TOTALS INCLUDE PREVIOUS OFFENSES

SEPTEMBER 2016

Month and Year of Report

GAAPD 0000

Agency Identifier

OCTOBER 12, 2016

Date

ATLANTA POLICE DEPARTMENT - GEORGIA

Agency and State

Lt. Prince (KA)
Prepared By
A. J. Turner
Chief Commissioner, Sheriff, or Superintendent

LIEUTENANT
Title
CHIEF

PROPERTY STOLEN BY CLASSIFICATION

CLASSIFICATION	DATA ENTRY	Number of Actual Offenses (Column 4 Return A)	Monetary Value of Property Stolen
1. MURDER AND NONNEGLIGENT MANSLAUGHTER	12	8	\$ 3.00
2. FORCIBLE RAPE	20	12	\$ 0.00
3. ROBBERY			
(a) HIGHWAY (streets, alleys, etc.)	31	93	22,857.00
(b) COMMERCIAL HOUSE (except c, d, and f)	32	19	5,149.00
(c) GAS OR SERVICE STATION	33	2	602.00
(d) CONVENIENCE STORE	34	5	1,850.00
(e) RESIDENCE (anywhere on premises)	35	20	3,707.00
(f) BANK	36	2	6,200.00
(g) MISCELLANEOUS	37	16	1,733.00
TOTAL ROBBERY	30	157	\$ 42,098.00
5. BURGLARY - BREAKING OR ENTERING			
(a) RESIDENCE (dwelling)			
(1) NIGHT (6 p.m. - 6 a.m.)	51	83	70,507.00
(2) DAY (6 a.m. - 6 p.m.)	52	177	131,218.00
(3) UNKNOWN	53	0	0.00
(b) NON-RESIDENCE (store, office, etc.)			
(1) NIGHT (6 p.m. - 6 a.m.)	54	50	16,021.00
(2) DAY (6 a.m. - 6 p.m.)	55	22	15,667.00
(3) UNKNOWN	56	0	0.00
TOTAL BURGLARY	50	332	\$ 233,413.00
6. LARCENY - THEFT (Except Motor Vehicle Theft)			
(a) \$200 AND OVER	61	282	401,776.00
(b) \$50 TO \$200	62	76	8,494.00
(c) UNDER \$50	63	1,195	2,841.00
TOTAL LARCENY (Same as Item 6X)	60	1,553	\$ 413,111.00
7. MOTOR VEHICLE THEFT (Include Alleged Joy Ride)	70	470	\$ 164,466.00
GRAND TOTAL - ALL ITEMS	77		\$ 853,091.00
<u>ADDITIONAL ANALYSIS OF LARCENY AND MOTOR VEHICLE THEFT</u>			
6X. NATURE OF LARCENIES UNDER ITEM 6			
(a) POCKET-PICKING	81	4	255.00
(b) PURSE-SNATCHING	82	34	5,020.00
(c) SHOPLIFTING	83	180	35,929.00
(d) FROM MOTOR VEHICLES (except e)	84	947	275,296.00
(e) MOTOR VEHICLE PARTS AND ACCESSORIES	85	90	6,311.00
(f) BICYCLES	86	11	3,326.00
(g) FROM BUILDING (except c and h)	87	138	43,707.00
(h) FROM ANY COIN-OPERATED MACHINES (parking meters, etc.)	88	1	200.00
(i) ALL OTHER	89	148	43,067.00
TOTAL LARCENIES (Same as Item 6)	80	1,553	\$ 413,111.00
7X. MOTOR VEHICLES RECOVERED			
(a) STOLEN LOCALLY AND RECOVERED LOCALLY	91	99	
(b) STOLEN LOCALLY AND RECOVERED BY OTHER JURISDICTIONS	92	40	
(c) TOTAL LOCALLY STOLEN MOTOR VEHICLES RECOVERED (a & b)	93	139	
(d) STOLEN IN OTHER JURISDICTIONS AND RECOVERED LOCALLY	90	N/A	

SUPPLEMENT TO RETURN A
MONTHLY RETURN OF OFFENSES KNOWN TO THE POLICE

1-706 (Rev 8-30-94)
Form Approved
OMB No. 1110-0007

This report is authorized by law, Title 28, Section 534, U. S. Code. While you are not required to respond, your cooperation in submitting this report with the Return A will assist the FBI in compiling comprehensive, accurate figures on a timely basis.

This form deals with the nature of crime and the monetary value of property stolen and recovered. The total offenses recorded on the form should be the same as the number of actual offenses listed in Column 4 of the Return A for each crime class. Include attempted crimes on this form, but do not include unfounded offenses. If you cannot complete the report in all areas, please record as much information as is available. Tally sheets will be sent upon request.

PROPERTY BY TYPE AND VALUE

Type of Property (1)	Data Entry	Monetary Value of Property Stolen in Your Jurisdiction	
		Stolen (2)	Recovered (3)
(A) Currency, Notes, Etc.	01	\$ 123,910.00	\$ 0.00
(B) Jewelry and Precious Metals	02	93,920.00	0.00
(C) Clothing and Furs	03	52,963.00	0.00
(D) Locally Stolen Motor Vehicles	04	164,466.00	18,031.00
(E) Office Equipment	05	6,364.00	0.00
(F) Televisions, Radios, Stereos, Etc.	06	210,952.00	1.00
(G) Firearms	07	6,146.00	3.00
(H) Household Goods	08	7,245.00	0.00
(I) Consumable Goods	09	2,555.00	0.00
(J) Livestock	10	0.00	0.00
(K) Miscellaneous	11	184,570.00	0.00
TOTAL	00	\$ 853,091.00	\$ 18,035.00

The total of this column should agree with the Grand Total (DATA ENTRY 77) shown on page 2.

Include in this column all property recovered even though stolen in prior months. The above is an accounting for only that property stolen in your jurisdiction. This will include property recovered for you by other jurisdictions, but not property you recover for them.

OCTOBER 12, 2016

DATE
H. Prince (123)
 PREPARED BY LIEUTENANT
M. Y. Turner
 CHIEF, COMMISSIONER, SHERIFF OR SUPERINTENDENT

SEPTEMBER 2016
 Month and Year of Report

GAAPD 0000
 Agency Identifier

ATLANTA POLICE DEPARTMENT - GEORGIA
 Agency and State

LAW ENFORCEMENT OFFICERS KILLED OR ASSAULTED

It is requested this report be completed and transmitted with monthly crime reports to: Director, Federal Bureau of Investigation, Uniform Crime Reports, Washington, D. C. 20535. This form should be used to report the number of your officers who were assaulted or killed in the line of duty during the month. Additional information concerning officers killed will be requested by a separate questionnaire.

OFFICERS KILLED Number of your law enforcement officers killed in the line of duty this month:	By felonious act <u> 0 </u> By accident or negligence <u> 0 </u>
--	---

Officers Assaulted (Do not include officers killed) - See other side for instructions.

Type of Activity	Total Assaults by Weapon A	Type of Weapon					Type of Assignment						Police Assaults Cleared M	
		Firearm B	Knife or Other Cutting Instrument C	Other Dangerous Weapon D	Hands, Fists, Feet, etc. E	Two-Officer Vehicle F	One-Officer Vehicle		Detective or Special Assign.		Other			
							Alone G	As-sisted H	Alone I	As-sisted J	Alone K	As-sisted L		
1. Responding to "Disturbance" calls (family quarrels, man with gun, etc.)	0													
2. Burglaries in progress or pursuing burglary suspects	0													
3. Robberies in progress or pursuing robbery suspects	0													
4. Attempting other arrests	0													
5. Civil disorder (riot, mass disobedience)	0													
6. Handling, transporting, custody of prisoners	1				1								1	1
7. Investigating suspicious persons or circumstances	3				3		1					2		2
8. Ambush - no warning	0													
9. Mentally deranged	1				1		1							1
10. Traffic pursuits and stops	1			1				1						
11. All Other	0													
12 TOTAL (1-11)	6	0	0	1	5	0	2	1	0	0	2	1	4	
13. Number with personal injury	0													
14. Number without personal injury	6			1	5									
15. Time of assaults														
AM	2			1										
PM	1	1	1											

DO NOT WRITE HERE	
Recorded	Initials
Edited	
Punched	
Verified	
Adjusted	
DOJ/FBI	

SEPTEMBER 2016

GAAPD 0000

Month and Year
ATLANTA POLICE DEPARTMENT
Agency

Agency Identifier
GEORGIA
State

H. Rouse
Prepared By
A. J. ...
Chief, Sheriff, Commissioner, Superintendent

LIEUTENANT
Title
CHIEF

MONTHLY RETURN OF ARSON OFFENSES KNOWN TO LAW ENFORCEMENT

DO-73 (2-11-82)
Form Approved
OMB No. 1110-0008

This report is authorized by law Title 28, Section 534, United States Code, and the enactment of the fiscal year 1979, Department of Justice Authorization Bill S. 3151. While you are not required to respond, your cooperation in using this form to report all incidents of arson which become known to your department during the month will assist the FBI in compiling comprehensive, accurate data on a timely basis. Instructions appear on reverse side.

1 PROPERTY CLASSIFICATION	2 Offenses Reported or Known to Police (Include Unfounded and Attempts)	3 Unfounded, i.e. False or Baseless Complaints	4 Number of Actual Offenses (Column 2 Minus Column 3 (Include Attempts))	5 Total Offenses Cleared by Arrest or Exceptional Means (Include Column 6)	6 Number of Clearances Involving Only Persons Under 18 Years of Age	7 Offenses Where Structures Uninhabited, Abandoned, or not Normally in Use	8 Estimated Value of Property Damage
A. Single Occupancy Residential: Houses, Townhouses, Duplexes, etc.	2	2					\$
B. Other Residential: Apartments, Tenements, Flats, Hotels, Motels, Inns, Dormitories, Boarding Houses, etc.	3	3					\$
C. Storage: Barns, Garages, Warehouses, etc.							\$
D. Industrial/Manufacturing							\$
E. Other Commercial: Stores, Restaurants, Offices, etc.	4	2	2	1			\$ 51,000.
F. Community/Public: Churches, Jails, Schools, Colleges, Hospitals, etc.							\$
G. All Other Structure: Out Buildings, Monuments, Buildings Under Construction, etc.							\$
TOTAL STRUCTURE	9	7	2	1			\$ 51,000.
H. Motor Vehicles: Automobiles, Trucks, Buses, Motorcycles, etc.:	1	1					\$
I. Other Mobile Property: Trailers, Recreational Vehicles, Airplanes, Boats, etc.							\$
TOTAL MOBILE	1	1					\$
J. TOTAL OTHER Crops, Timber, Fences, Signs, etc.	1	1					\$
GRAND TOTAL	11	9	2	1			\$ 51,000.

Agency Identifier GAAPD0000 Month SEPTEMBER 2016
 Agency ATLANTA POLICE DEPARTMENT State GEORGIA
 Prepared by [Signature] LIEUTENANT
[Signature] CHIEF
 Chief, Commissioner, Sheriff, or Superintendent

DO NOT WRITE HERE				
Recorded				
Edited				
Entered				
Adjusted				
Corres.				

AGENCY IDENTIFIER GAAPD0000 REPORTING PERIOD SEPTEMBER 2016

AGENCY NAME ATLANTA POLICE DEPARTMENT

POLICE DISPOSITION OF JUVENILES

-Not to include neglect or traffic cases-

1. Handled within Department and released. (Warning, released to parents, etc.)	_____
2. Referred to juvenile court or probation department.	_____ 50
3. Referred to welfare agency.	_____ 1
4. Referred to other police agency.	_____
5. Referred to criminal or adult court.	_____
TOTAL	_____ 51

OCTOBER 11, 2016
DATE

H. Polico (157) LIEUTENANT
PREPARED BY TITLE

A. Y. Thomas CHIEF
APPROVED BY TITLE

GCIC USE ONLY

Recorded	_____
Reviewed	_____
Punched	_____
Verified	_____

RETURN TO
Georgia Crime Information Center/Uniform Crime Reporting
P. O. Box 1456
Atlanta, Georgia 30301

Return on or before the 7th of the following month.

GCIC/UCR-012 (9/74)

PAGE 1 OF 1
SUPPLEMENTARY HOMICIDE REPORT

This report is authorized by law Title 28, Section 534, United States Code. While you are not required to respond, your cooperation in using this form to list data pertaining to all homicides reported on your Return A will assist the FBI in compiling comprehensive, accurate data regarding this important classification on a timely basis.

1a. Murder and Nonnegligent Manslaughter

List below specific information for all offenses shown in item 1a of the monthly Return A. In addition, list all justifiable killings of felons by a citizen or by a peace officer in the line of duty. A brief explanation in the circumstances column regarding unfounded homicide offenses will aid the national Uniform Crime Reporting Program in editing the reports.

Incident	Victim **			Offender**			Data Code		Weapon Used (Handgun, Rifle, Shotgun, Club, Poison, etc.)	Relationship of Victim to Offender (Husband, Wife, Son, Father, Acquaintance, Neighbor, Stranger, etc.)	Circumstances (Victim shot by robber, robbery victim shot robber, killed by patron during barroom brawl, etc.)
	Age	Sex	Race	Ethnicity	Age	Sex	Race	Ethnicity			
	29	M	B	N	18	M	B	N	HANDGUN - 7.62 CAL.	ACQUAINTANCE	OTHER ARGUMENTS
					27	M	B	N	HANDGUN - 7.62 CAL.	ACQUAINTANCE	OTHER ARGUMENTS
	28	M	B	N					HANDGUN	UNKNOWN	OTHER
	25	M	B	N					HANDGUN	UNKNOWN	OTHER
	58	M	B	N	16	M	B	N	SHOTGUN	ACQUAINTANCE	ROBBERY
	26	F	W	N					BLUNT OBJECT	UNKNOWN	OTHER
	50	M	B	N	58	M	B	N	HANDGUN - 40 CAL.	ACQUAINTANCE	OTHER ARGUMENTS
	28	M	B	N					HANDGUN	UNKNOWN	OTHER
	01	F	B	N					BLUNT OBJECT	UNKNOWN	OTHER

** - See reverse side for explanation

SEPTEMBER 2016
Month and Year

ATLANTA POLICE DEPARTMENT
Agency

GAAPD 0000
Agency Identifier

GEORGIA
State

Prepared By
U. Justice
Chief, Sheriff, Commissioner, Superintendent

LIEUTENANT
Title

CHIEF
Title

DO NOT WRITE HERE	
Recorded	
Edited	
Punched	
Verified	
Adjusted	

ATLANTA POLICE DEPARTMENT
AGE, SEX, AND RACE OF PERSONS ARRESTED
17 YEARS OF AGE AND OVER

MONTH SEPTEMBER

YEAR 2016

CLASSIFICATION OF OFFENSES	SEX	AGE OF PERSON ARRESTED												TOTAL	RACE				ETHNIC														
		17	18	19	20	21	22	23	24	30	35	40	45		50	55	60	65	White	Black	Native Amer.	Asian/Pacific	Whl. Hispanic	Blck Hispanic									
		29	34	39	44	49	54	59	64	UP																							
Murder/Nonnegligent	M	1	1						2															6									
Manslaughter	F																							0									6
Manslaughter by Negligence	M																							0									
Forcible Rape	F																							0									
	M																							2									
	F																							0									
Robbery	M	1			1								5	3	1	1	1							13									
	F					2						1	1											4									17
Aggravated Assault	M	2		1									2	3	1	2	2	8	1	5	4			25									
	F												2	1	2	9	5	1						25									70
Burglary- Breaking or Entering	M	2		1									2	2	1	2	1							15									
	F																							1									12
Larceny - Theft (except Motor Vehicle Theft)	M	3	3	1	1								4	1	11	15	22	7	8	15	7	6	4	108									
	F	2	1	1	2	3	7	4	12	4			2	2	3	1								44									21
Motor Vehicle Theft	M	1	1	1	1	1																		11									
	F																							1									1
Other Assaults	M	2	2	3	3	1	6	4	18	15	10	8	9	5	7	4	1							98									
	F	1	1	1	1	1	1	1	12	9	5	3			2	2								37									20
Arson	M																							0									1
	F																							0									
Forgery and Counterfeiting	M																							6									
	F																							1									7
Fraud	M																							13									
	F	1	1																					7									4
Embezzlement	M																							2									
	F																							3									5
Stolen Property; Buying, Receiving, Possessing	M	2	1	1	1	2	1	2	4	2	3	2	2	3										26									
	F																							7									4
Vandalism	M	1			3	1																		19									
	F																							8									5
Weapons	M		1	1	1																			17									
	F																							7									3

ATLANTA POLICE DEPARTMENT
AGE, SEX, AND RACE OF PERSONS ARRESTED
17 YEARS OF AGE AND OVER

MONTH SEPTEMBER

YEAR 2016

CLASSIFICATION OF OFFENSES	SEX	AGE OF PERSON ARRESTED											RACE				ETHNIC															
		17	18	19	20	21	22	23	24	29	30	34	35	39	40	44	45	49	50	54	55	59	60	64	65	TOTAL	White	Black	Native Amer.	Asian/Pacific	Whi. Hispanic	Blck Hispanic
		UP																														
16 Prostitution and Commercialized Vice	M																								1							
	F																									1		2				
17 Sex Offenses (except Rape and Prostitution)	M	1				1	1		3	2	5	2	4	5	12	3	1	40								40						
	F																		8	9	39					8						
18 Drug Abuse Violations Grand Total	M	3	4	7	2	8	14	10	55	42	33	23	17	16	13	3	6	256								256						
	F	1	0	1	1	4	3	3	13	7	8	5	3	0	1	1	0	51	27	279	1	0	0	0	0	0	0	0	0	0	0	
180 (1) Sale/Manufacturing Subtotal	M	0	0	1	0	1	0	2	5	3	1	7	3	1	2	1	0	27	3	28	0	0	0	0	0	0	0	0	0	0		
	F	0	0	0	0	1	0	3	0	0	0	0	0	0	0	0	0	4	2	11						4						
a Opium or Cocaine and their derivatives	M								4			3	1	1	1	1	11								11							
	F								2								2	2	11						2							
b Marijuana	M							2	1	1	1	4	2				12								12							
	F								1								2		14						2							
c Synthetic Narcotics	M																0								0							
	F																0								0							
d Other Dangerous Non-Narcotic Drugs	M																4								4							
	F																0								0							
185 (2) Possession Subtotal	M	3	4	6	2	7	14	8	50	39	32	16	14	15	11	2	6	229								229						
	F	1	0	1	1	4	2	3	10	7	8	5	3	0	1	1	0	47	24	251	1	0	0	0	0	0	0	0	0	0		
e Opium or Cocaine and their derivatives	M							1	6	3	7	7	4	4	5	1	2	40								40						
	F	1		1						1	4	4	2			1	1	14								14						
f Marijuana	M	3	4	6	2	6	13	7	43	34	24	8	9	9	6	1	4	179								179						
	F					1	4	2	3	10	6	4	1	1				33	11	200	1					33						
g Synthetic Narcotics	M																1								1							
	F																0								0							
h Other Dangerous Non-Narcotic Drugs	M																9								9							
	F																0								0							
19 Gambling	M	0	1	0	0	0	0	0	0	0	1	0	0	0	0	1	0	3								3						
	F	0	0	0	0	0	0	0	1	0	0	0	0	0	0	0	0	1	0	4	0	0	0	0	0	0	0	0	0			
a Bookmaking	M																0								0							
	F																0								0							
b Numbers and Lottery	M																0								0							
	F																0								0							

ATLANTA POLICE DEPARTMENT
AGE, SEX, AND RACE OF PERSONS ARRESTED
17 YEARS OF AGE AND OVER

MONTH SEPTEMBER

YEAR 2016

CLASSIFICATION OF OFFENSES	SEX	AGE OF PERSON ARRESTED											TOTAL	RACE				ETHNIC												
		17	18	19	20	21	22	23	24	30	35	40		45	50	55	60	65	White	Black	Native Amer.	Asian/Pacific	Whi. Hispanic	Blck Hispanic						
																		UP												
All Other Gambling	M	1															1						3							
	F								1															1						
Offenses Against Family And Children	M																							1						
	F																							1						
Driving Under the Influence	M									1														1						
	F																							1						
Liquor Laws	M																							1						
	F																							1						
Drunkness	M																							1						
	F																							1						
Disorderly Conduct	M	1	3	4	1	6	5	2	22	16	13	7	12	13	8	8	3	124												
	F																							1						
Vagrancy	M																							1						
	F																							1						
All Other Offenses (except Traffic)	M	2	1	2	3	2	1	5	22	29	32	25	27	30	29	11	5	226												
	F	4	3	3	3	1	2	8	11	9	5	4	3	3	4	1	61													
Suspicion	M																													
	F																													
TOTAL		23	29	30	30	39	64	44	296	215	208	160	152	161	145	69	51	1716	225	1482	3	6	0	0	0	0				

SEPTEMBER 2016

Month and Year of Report

GAAPD 0000

Agency Identifier

OCTOBER 12, 2016

Date

U. P. P. (Signature)

Prepared By

LIEUTENANT

Title

A. J. T. (Signature)

Chief, Commissioner, Sheriff, or Superintendent

ATLANTA POLICE DEPARTMENT - GEORGIA

Agency and State

CHIEF

ATLANTA POLICE DEPARTMENT
 AGE, SEX, AND RACE OF PERSONS ARRESTED
 16 YEARS OF AGE AND UNDER

MONTH SEPTEMBER

YEAR 2016

CLASSIFICATION OF OFFENSES	SEX	AGE						TOTAL	RACE				ETHNIC			
		09	1012	1314	15	16	White		Black	Native Amer	Asian/Pacific	Whi. Hispanic	Blk Hispanic			
Murder/Nonnegligent Manslaughter	M						1	1								
	F							0			1					
Manslaughter by Negligence	M							0								
	F							0								
Forcible Rape	M							0								
	F							0								
Robbery	M			2	3		5					5				
	F						0									
Aggravated Assault	M							0								
	F			1			2					2				
Burglary- Breaking or Entering	M							0								
	F		1				2					2				
Larceny - Theft (except Motor Vehicle Theft)	M		1	3	2	3	9									
	F						2	2	1	10						
Motor Vehicle Theft	M			1	2	1	4									
	F				1		1					5				
Other Assaults	M							1								
	F		3	1		2	6					7				
Arson	M							0								
	F							0								
Forgery and Counterfeiting	M							0								
	F							0								
Fraud	M							0								
	F							0								
Embezzlement	M							0								
	F							0								
Stolen Property, Buying, Receiving, Possessing	M			1	1		2									
	F						0					2				
Vandalism	M	1					2									
	F		1				1					3				
Weapons	M						0									
	F						0									
Prostitution and Commercialized Vice	M						0									
	F						0									

ATLANTA POLICE DEPARTMENT
 AGE, SEX, AND RACE OF PERSONS ARRESTED
 16 YEARS OF AGE AND UNDER

MONTH SEPTEMBER

YEAR 2016

CLASSIFICATION OF OFFENSES	SEX	AGE						TOTAL	RACE				ETHNIC			
		10 12		13 14		15			16		White	Black	Native Amer	Asian/Pacific	Whl Hispanic	Blck Hispanic
		0 9	0 10	0 11	0 12	0 13	0 14		0 15	0 16						
17 Sex Offenses (except Rape and Prostitution)	M				2			2								
	F							0		2						
18 Drug Abuse Violations	M	0	0	0	1	0	1	1	0	2	0	0	0	0	0	
	F	0	0	1	0	0	1	1	0	2	0	0	0	0	0	
180 (1) Sale/Manufacturing Subtotal	M	0	0	0	0	0	0	0	0	0	0	0	0	0	0	
	F	0	0	0	0	0	0	0	0	0	0	0	0	0	0	
a Opium or Cocaine and their Derivatives	M							0								
	F							0								
b Marijuana	M							0								
	F							0								
c Synthetic Narcotics	M							0								
	F							0								
d Other Dangerous Non-Narcotic Drugs	M							0								
	F							0								
185 (2) Possession Subtotal	M	0	0	0	1	0	1	1	0	2	0	0	0	0	0	
	F	0	0	1	0	0	1	1	0	2	0	0	0	0	0	
e Opium or Cocaine and their Derivatives	M							0								
	F			1				1		1						
f Marijuana	M				1			1		1						
	F							0		1						
g Synthetic Narcotics	M							0								
	F							0								
h Other Dangerous Non-Narcotic Drugs	M							0								
	F							0								
19 Gambling Total	M	0	0	0	0	0	0	0	0	0	0	0	0	0	0	
	F	0	0	0	0	0	0	0	0	0	0	0	0	0	0	
a Bookmaking	M							0								
	F							0								
b Numbers and Lottery	M							0								
	F							0								
c All Other Gambling	M							0								
	F							0								
20 Offenses Against Family and Children	M							0								
	F							0								

**ATLANTA POLICE DEPARTMENT
AGE, SEX, AND RACE OF PERSONS ARRESTED
16 YEARS OF AGE AND UNDER**

MONTH SEPTEMBER

YEAR 2016

CLASSIFICATION OF OFFENSES	SEX	AGE						RACE				ETHNIC					
		0 9		10 12		13 14		15 16		TOTAL		White	Black	Native Amer.	Asian/Pacific	Whi Hispanic	Bck Hispanic
Driving Under the Influence	M																
	F																
Liquor Laws	M																
	F																
Drunkenness	M																
	F																
Disorderly Conduct	M									1							
	F											1					
Vagrancy	M																
	F																
All Other Offenses (except Traffic)	M									1							
	F																
Suspicion	M																
	F																
Curfew and Loitering	M									2	4						
	F																
Run-Aways	M																
	F																
Total		1	8	16	10	16	51	1	50	0	0	0	0	0	0	0	0

SEPTEMBER 2016
Month and Year of Report

GAAPD 0000
Agency Identifier

OCTOBER 12, 2016
Date

(Signature)
Prepared By
LIEUTENANT

ATLANTA POLICE DEPARTMENT - GEORGIA
Agency and State

(Signature)
Chief, Commissioner, Sheriff, or Superintendent
CHIEF

UNIFORM CRIME REPORTING

**LAW ENFORCEMENT
OPERATIONS
&
MANAGEMENT**

CRIME AREA COMPARISON

**SUPPORT SERVICES DIVISION
Information Services Section**

**SEPTEMBER 2016
SEPTEMBER 2015**


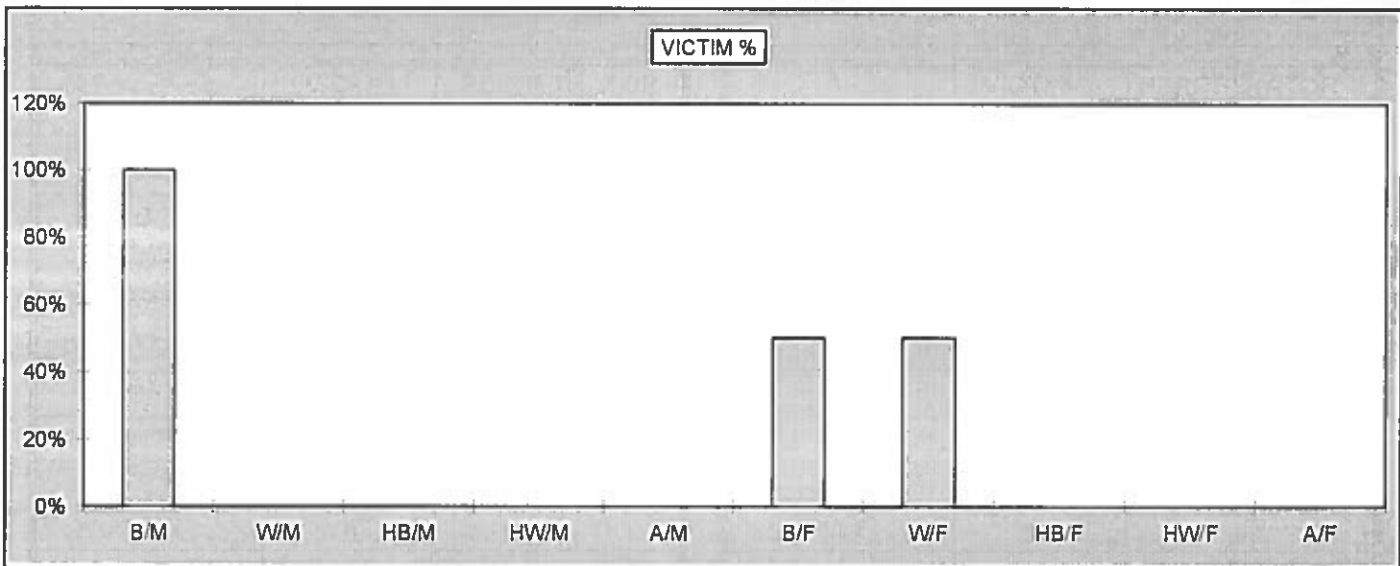
**2016
SEPTEMBER HOMICIDE COMPARISON
BY RACE, SEX, AND ETHNIC ORIGIN**

	VICTIM	PERPETRATOR
B/M	6	3
W/M	0	0
HB/M	0	0
HW/M	0	0
A/M	0	0
TOTAL MALES	6	3
B/F	1	0
W/F	1	0
HB/F	0	0
HW/F	0	0
A/F	0	0
TOTAL FEMALES	2	0
TOTAL	8	3

	VICTIM %	PERPETRATOR %
B/M	100%	100%
W/M	0%	0%
HB/M	0%	0%
HW/M	0%	0%
A/M	0%	0%

B/F	50%	0%
W/F	50%	0%
HB/F	0%	0%
HW/F	0%	0%
A/F	0%	0%

PERPETRATOR UNKNOWN FOR 5 HOMICIDES

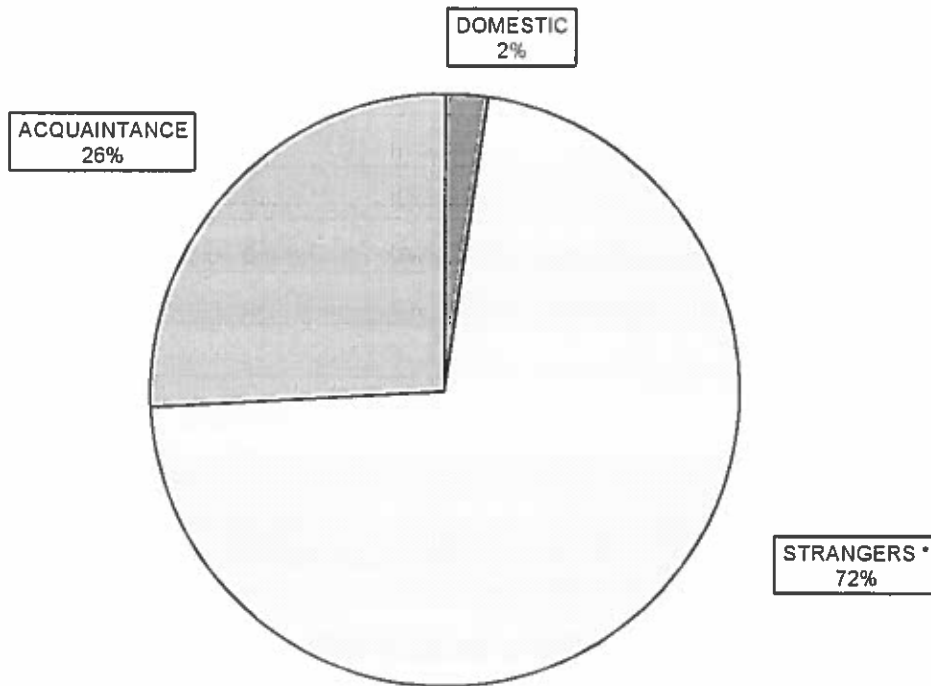


**2016
HOMICIDE BREAKDOWN
YEAR TO DATE**

SEPTEMBER

MONTH	ACTUAL	DOMESTIC	%	STRANGERS *	%	ACQUAINTANCE	%
JANUARY	9	0	0%	7	78%	2	22%
FEBRUARY	6	1	17%	3	50%	2	33%
MARCH	9	0	0%	7	78%	2	22%
APRIL	8	0	0%	5	62%	3	38%
MAY	9	0	0%	7	78%	2	22%
JUNE	16	1	6%	11	69%	4	25%
JULY	12	0	0%	10	83%	2	17%
AUGUST	8	0	0%	6	75%	2	25%
SEPTEMBER	8	0	0%	5	62%	3	38%
OCTOBER							
NOVEMBER							
DECEMBER							
TOTAL	85	2	2%	61	72%	22	26%

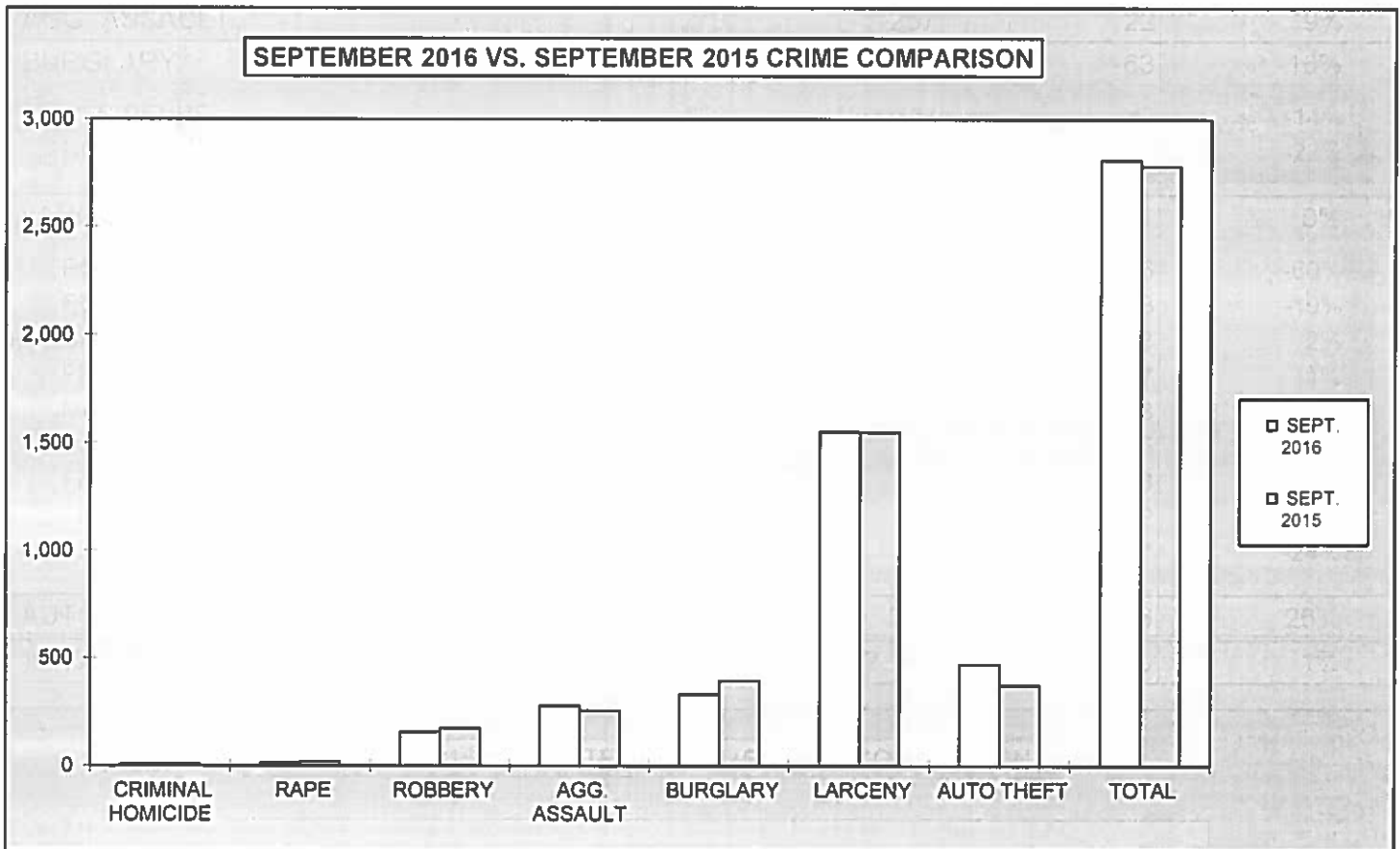
HOMICIDE BREAKDOWN BY VICTIM/OFFENDER RELATIONSHIP



* UNKNOWN INCLUDED IN WITH STRANGERS

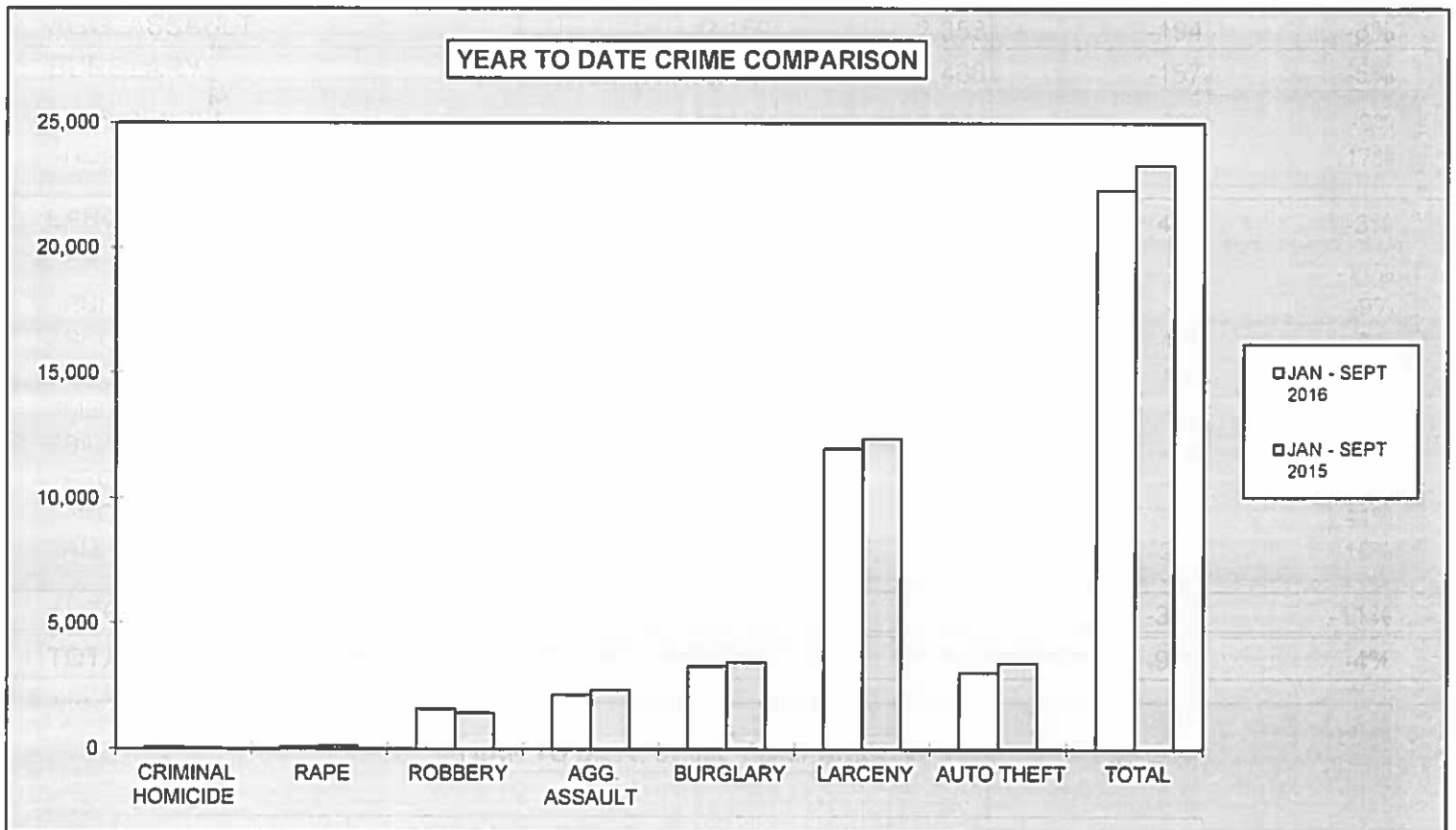
**2016
MONTHLY CRIME COMPARISON**

CRIME	SEPT. 2016	SEPT. 2015	# DIFFERENCE	% DIFFERENCE
CRIMINAL HOMICIDE	8	10	-2	-20%
RAPE	12	19	-7	-37%
ROBBERY	157	176	-19	-11%
AGG. ASSAULT	279	257	22	9%
BURGLARY	332	395	-63	-16%
RESIDENCE	260	303	-43	-14%
NON-RESIDENCE	72	92	-20	-22%
LARCENY	1,553	1,552	1	0%
POCKETPICKING	4	10	-6	-60%
PURSE SNATCHING	34	42	-8	-19%
SHOPLIFTING	180	183	-3	-2%
FROM MOTOR VEHICLES	947	850	97	11%
MOTOR VEH. PARTS/ACCESSORIES	90	103	-13	-13%
BICYCLES	11	36	-25	-69%
FROM BUILDINGS	138	130	8	6%
FROM COIN OPERATED MACHINES	1	3	-2	-67%
ALL OTHER	148	195	-47	-24%
AUTO THEFT	470	374	96	26%
TOTAL	2,811	2,783	28	1%



**2016
YEAR TO DATE CRIME COMPARISON**

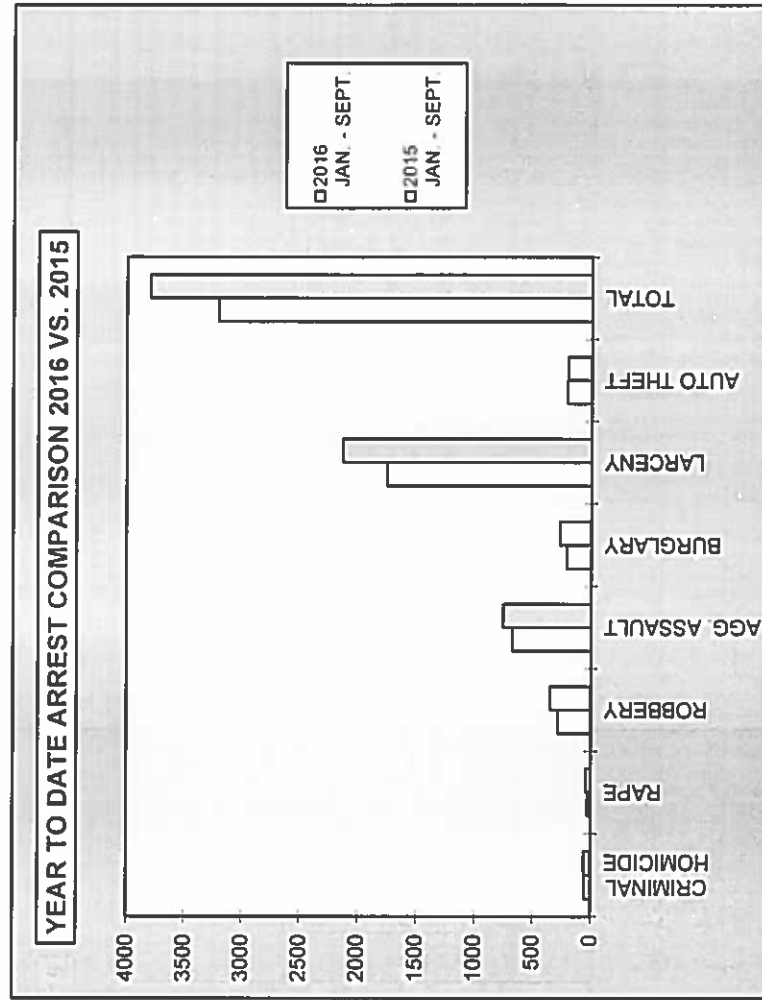
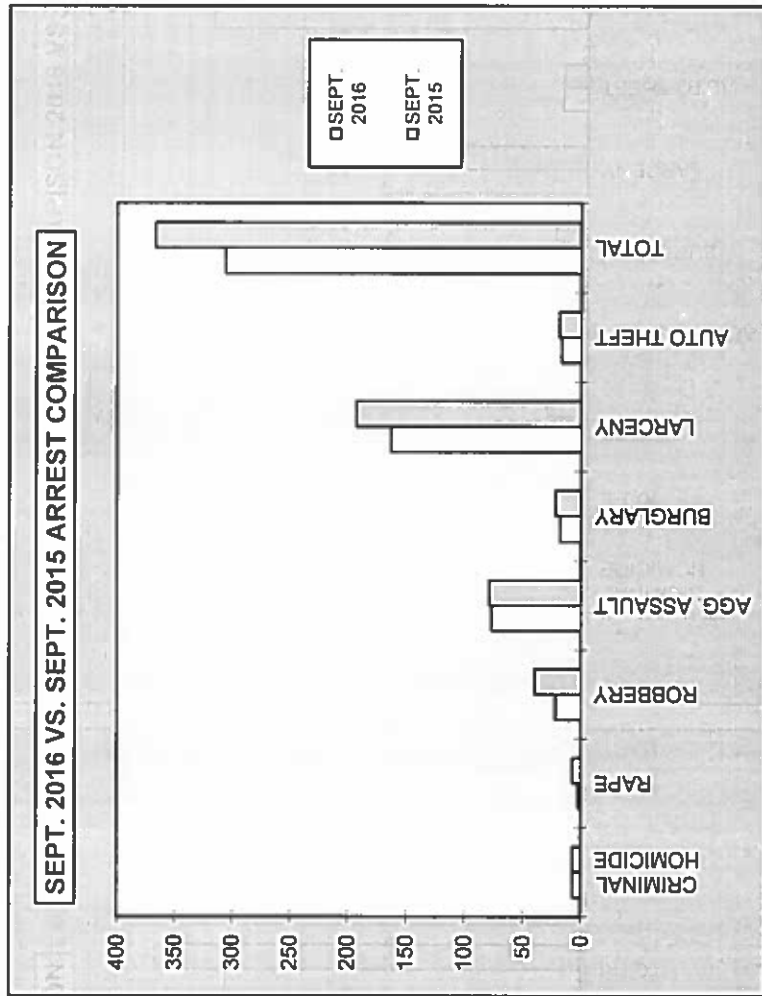
FIRST 9 MONTHS				
CRIME	JAN - SEPT 2016	JAN - SEPT 2015	# DIFFERENCE	% DIFFERENCE
CRIMINAL HOMICIDE	85	71	14	20%
RAPE	106	136	-30	-22%
ROBBERY	1,597	1,450	147	10%
AGG. ASSAULT	2,159	2,353	-194	-8%
BURGLARY	3,309	3,466	-157	-5%
RESIDENCE	2,585	2,847	-262	-9%
NON-RESIDENCE	724	619	105	17%
LARCENY	12,008	12,408	-400	-3%
POCKETPICKING	50	56	-6	-11%
PURSE SNATCHING	215	235	-20	-9%
SHOPLIFTING	1,909	2,042	-133	-7%
FROM MOTOR VEHICLES	6,413	6,279	134	2%
MOTOR VEH. PARTS/ACCESSORIES	757	781	-24	-3%
BICYCLES	216	220	-4	-2%
FROM BUILDINGS	1,080	1,143	-63	-6%
FROM COIN OPERATED MACHINES	26	18	8	44%
ALL OTHER	1,342	1,634	-292	-18%
AUTO THEFT	3,052	3,431	-379	-11%
TOTAL	22,316	23,315	-999	-4%



2016
ARREST COMPARISON


SEPTEMBER ARREST COMPARISON					
CRIME	SEPT. 2016	SEPT. 2015	# DIFFERENCE	% DIFFERENCE	
CRIMINAL HOMICIDE	7	7	0	0%	
RAPE	2	7	-5	-71%	
ROBBERY	22	40	-18	-45%	
AGG. ASSAULT	77	79	-2	-3%	
BURGLARY	18	22	-4	-18%	
LARCENY	163	193	-30	-16%	
AUTO THEFT	17	19	-2	-11%	
TOTAL	306	367	-61	-17%	

FIRST 9 MONTHS ARREST COMPARISON					
CRIME	2016 JAN. - SEPT.	2015 JAN. - SEPT.	# DIFFERENCE	% DIFFERENCE	
CRIMINAL HOMICIDE	54	57	-3	-5%	
RAPE	27	41	-14	-34%	
ROBBERY	282	349	-67	-19%	
AGG. ASSAULT	678	756	-78	-10%	
BURGLARY	210	270	-60	-22%	
LARCENY	1,752	2,127	-375	-18%	
AUTO THEFT	204	198	6	3%	
TOTAL	3,207	3,798	-591	-16%	

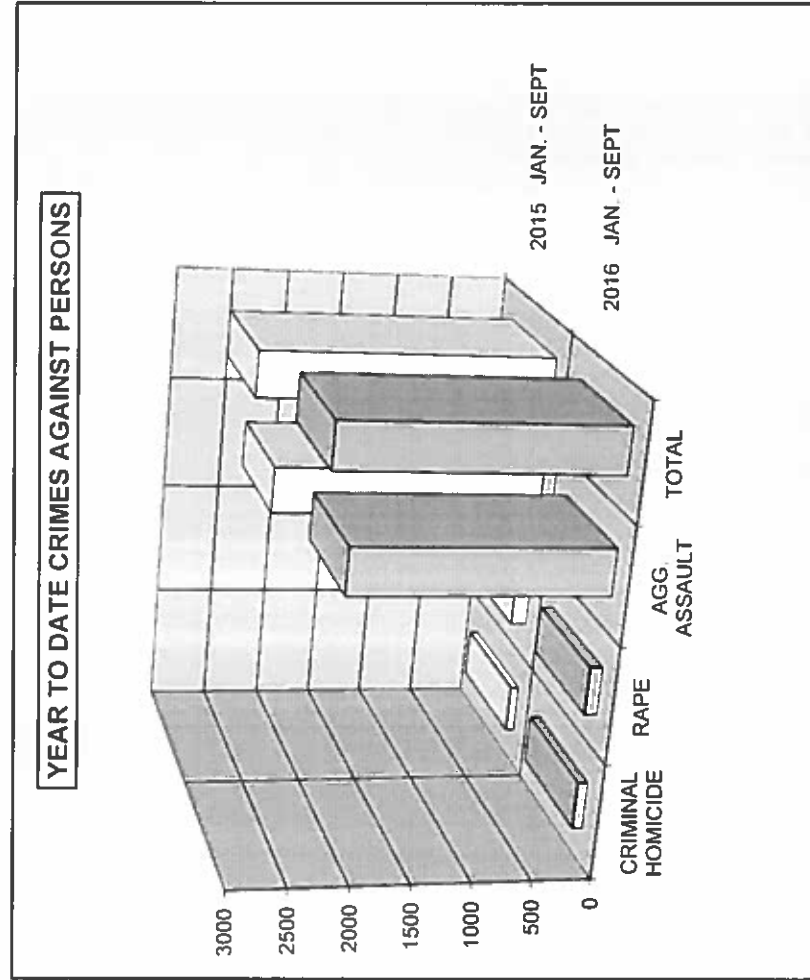


**2016
CRIME COMPARISON
CRIMES AGAINST PERSONS**

SEPTEMBER				
CRIME	SEPT. 2016	SEPT. 2015	# DIFFERENCE	% DIFFERENCE
CRIMINAL HOMICIDE	8	10	-2	-20%
RAPE	12	19	-7	-37%
AGG. ASSAULT	279	257	22	9%
TOTAL	299	286	13	5%

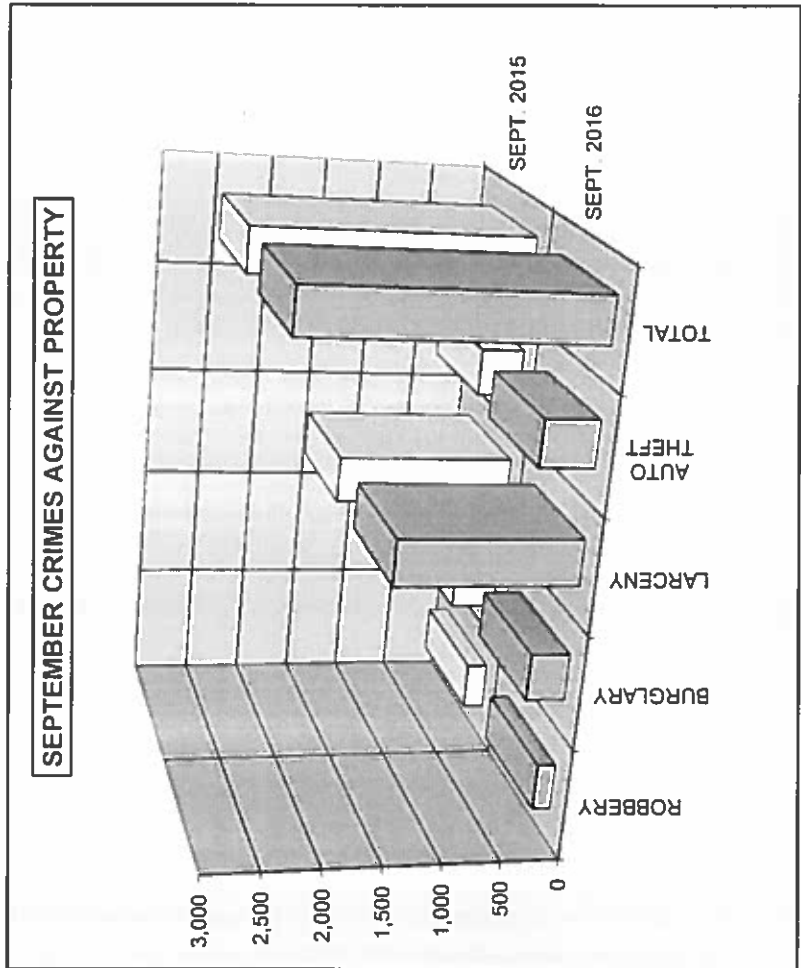


FIRST 9 MONTHS				
CRIME	2016 JAN. - SEPT.	2015 JAN. - SEPT.	# DIFFERENCE	% DIFFERENCE
CRIMINAL HOMICIDE	85	71	14	20%
RAPE	106	136	-30	-22%
AGG. ASSAULT	2,159	2,353	-194	-8%
TOTAL	2,350	2,560	-210	-8%

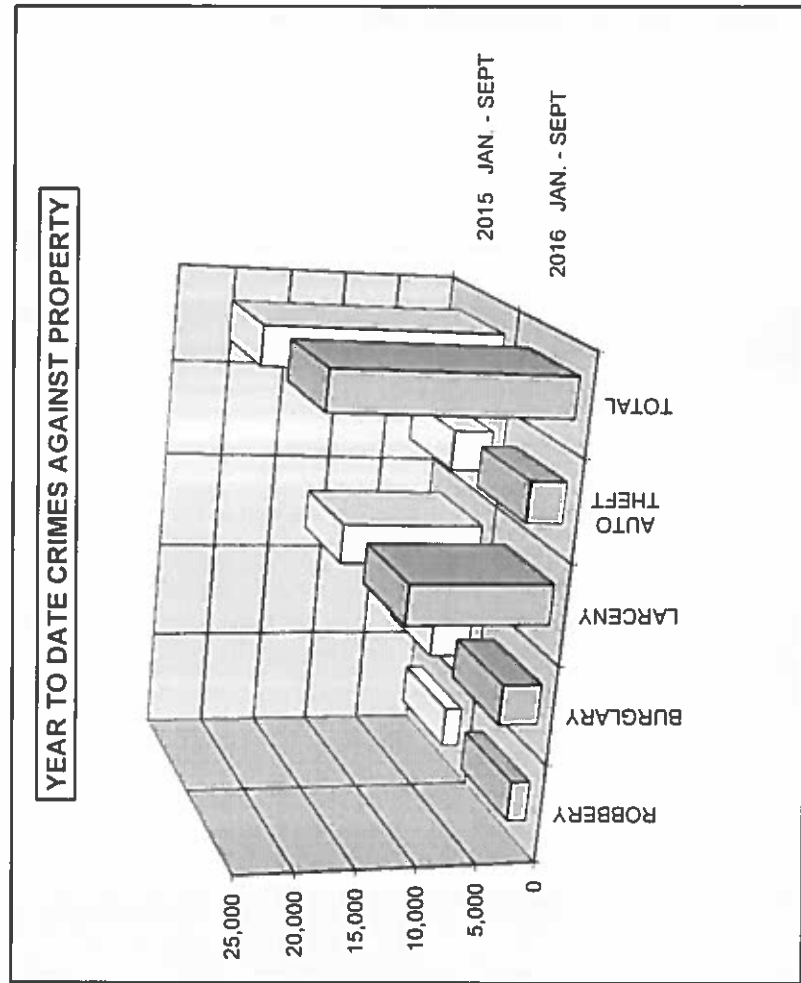


**2016
CRIME COMPARISON
CRIMES AGAINST PROPERTY**

SEPTEMBER				
CRIME	SEPT. 2016	SEPT. 2015	# DIFFERENCE	% DIFFERENCE
ROBBERY	157	176	-19	-11%
BURGLARY	332	395	-63	-16%
LARCENY	1,553	1,552	1	0%
AUTO THEFT	470	374	96	26%
TOTAL	2,512	2,497	15	1%

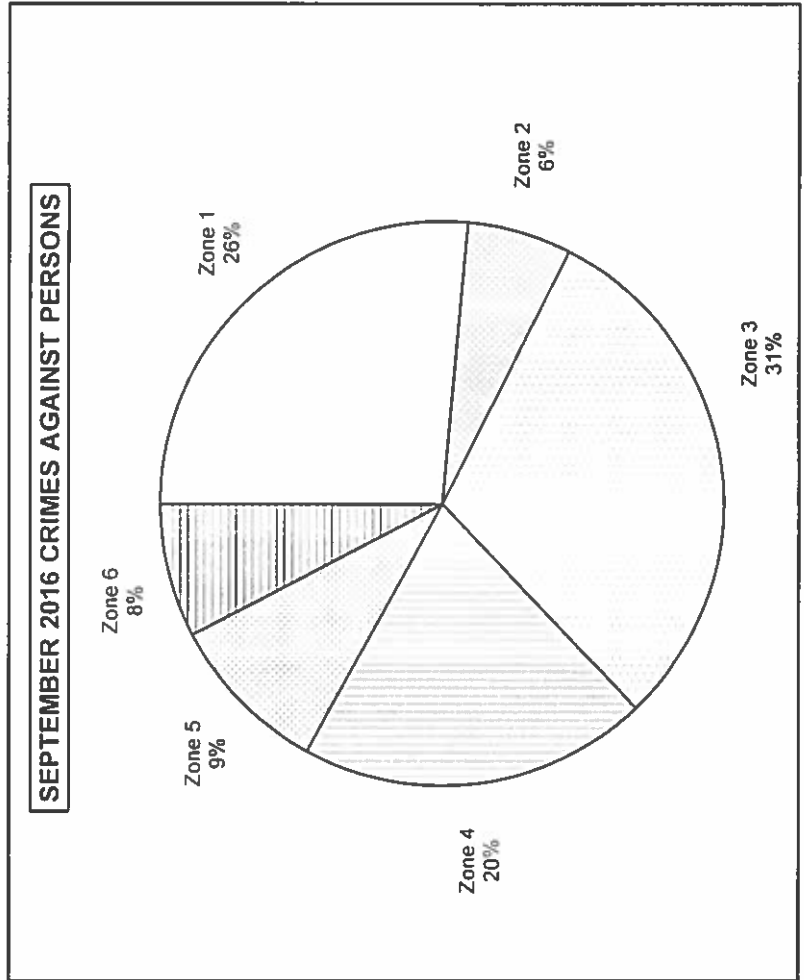


FIRST 9 MONTHS				
CRIME	2016 JAN. - SEPT.	2015 JAN. - SEPT.	# DIFFERENCE	% DIFFERENCE
ROBBERY	1,597	1,450	147	10%
BURGLARY	3,309	3,466	-157	-5%
LARCENY	12,008	12,408	-400	-3%
AUTO THEFT	3,052	3,431	-379	-11%
TOTAL	19,966	20,755	-789	-4%

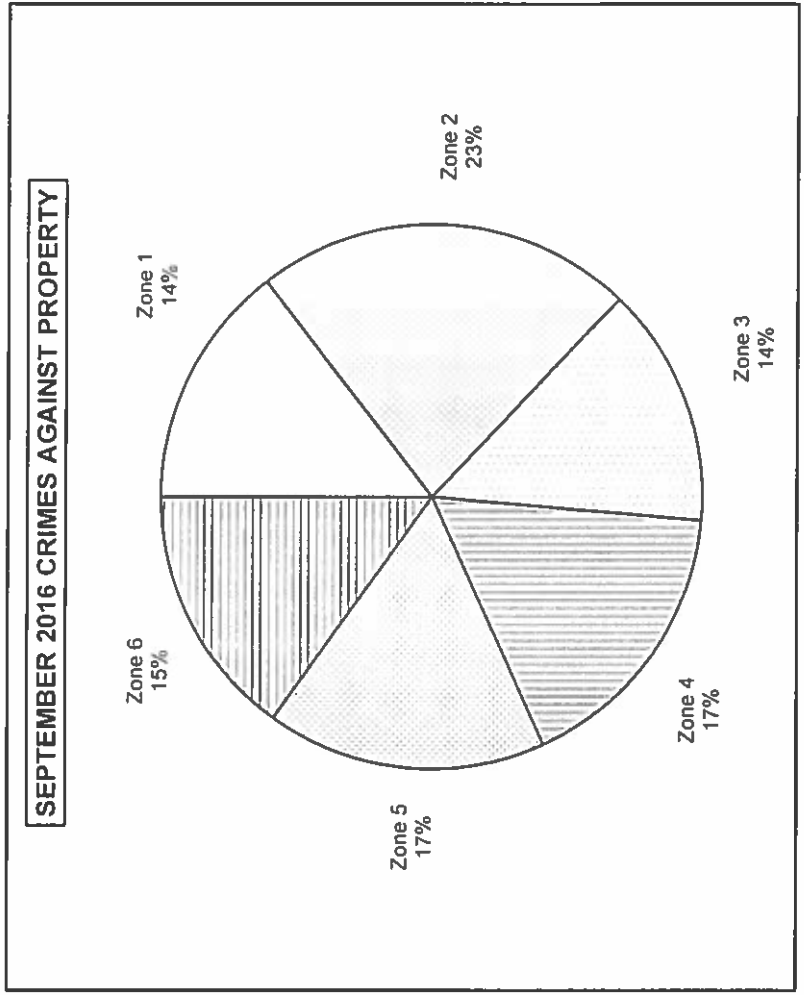


2016
AREA BREAKDOWN
CRIMES AGAINST PERSONS AND PROPERTY

SEPTEMBER 2016 CRIMES AGAINST PERSONS BY ZONE						
CRIME	Zone 1	Zone 2	Zone 3	Zone 4	Zone 5	Zone 6
CRIMINAL HOMICIDE	3	0	1	3	1	0
RAPE	4	1	2	1	3	1
AGG. ASSAULT	72	17	88	56	24	22
TOTAL CRIMES AGAINST PERSONS	79	18	91	60	28	23

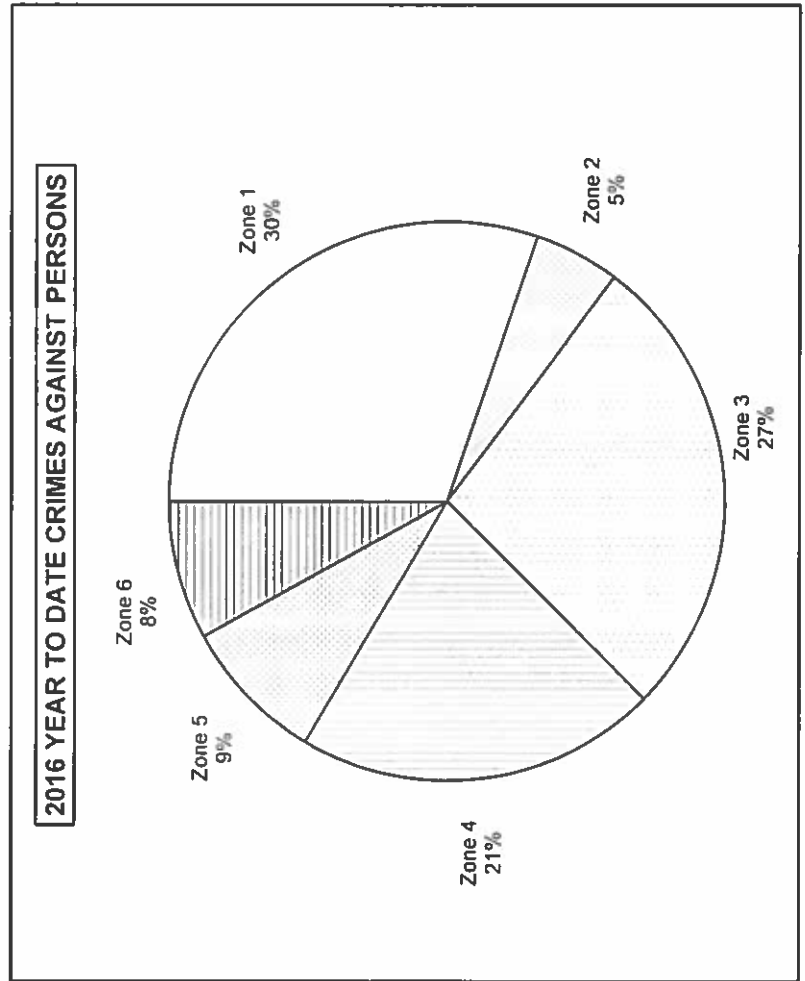


SEPTEMBER 2016 CRIMES AGAINST PROPERTY BY ZONE						
CRIME	Zone 1	Zone 2	Zone 3	Zone 4	Zone 5	Zone 6
ROBBERY	28	15	39	28	22	25
BURGLARY	62	63	60	83	25	39
LARCENY	192	402	174	208	324	253
AUTO THEFT	82	88	85	104	49	62
TOTAL CRIMES AGAINST PROPERTY	364	568	358	423	420	379

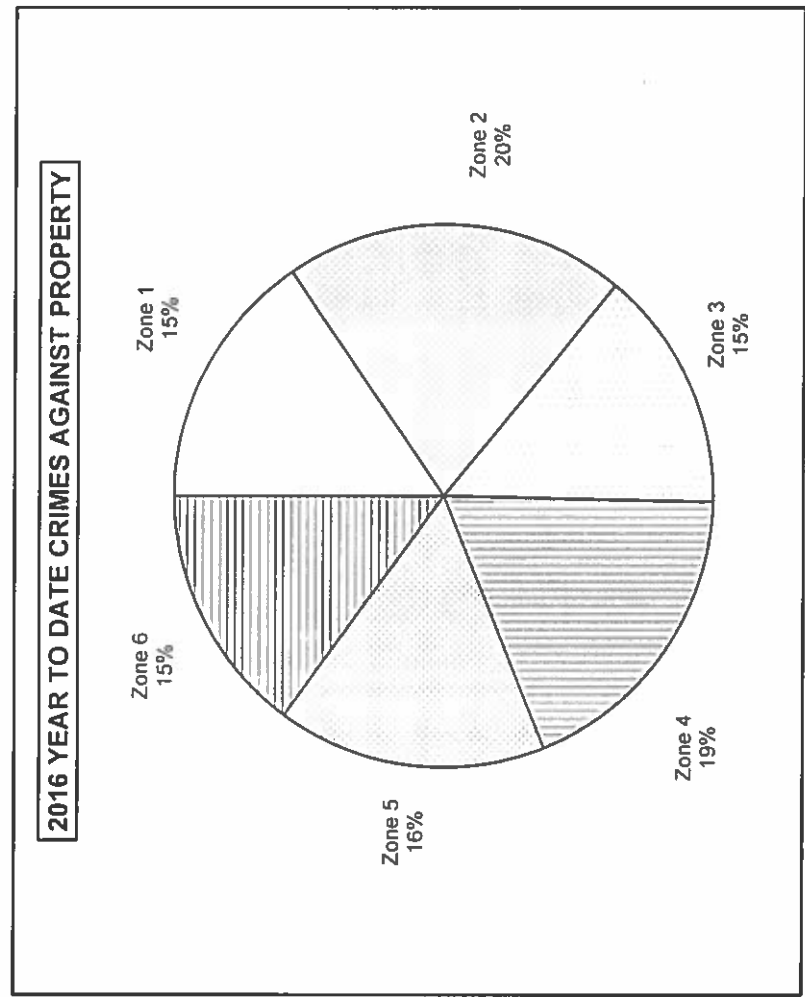


2016
YEAR TO DATE AREA BREAKDOWN
CRIMES AGAINST PERSONS AND PROPERTY

FIRST 9 MONTHS 2016 CRIMES AGAINST PERSONS BY ZONE						
CRIME	Zone 1	Zone 2	Zone 3	Zone 4	Zone 5	Zone 6
CRIMINAL HOMICIDE	24	2	32	17	5	5
RAPE	28	16	20	8	26	8
AGG. ASSAULT	658	99	589	469	168	176
TOTAL CRIMES AGAINST PERSONS	710	117	641	494	199	189

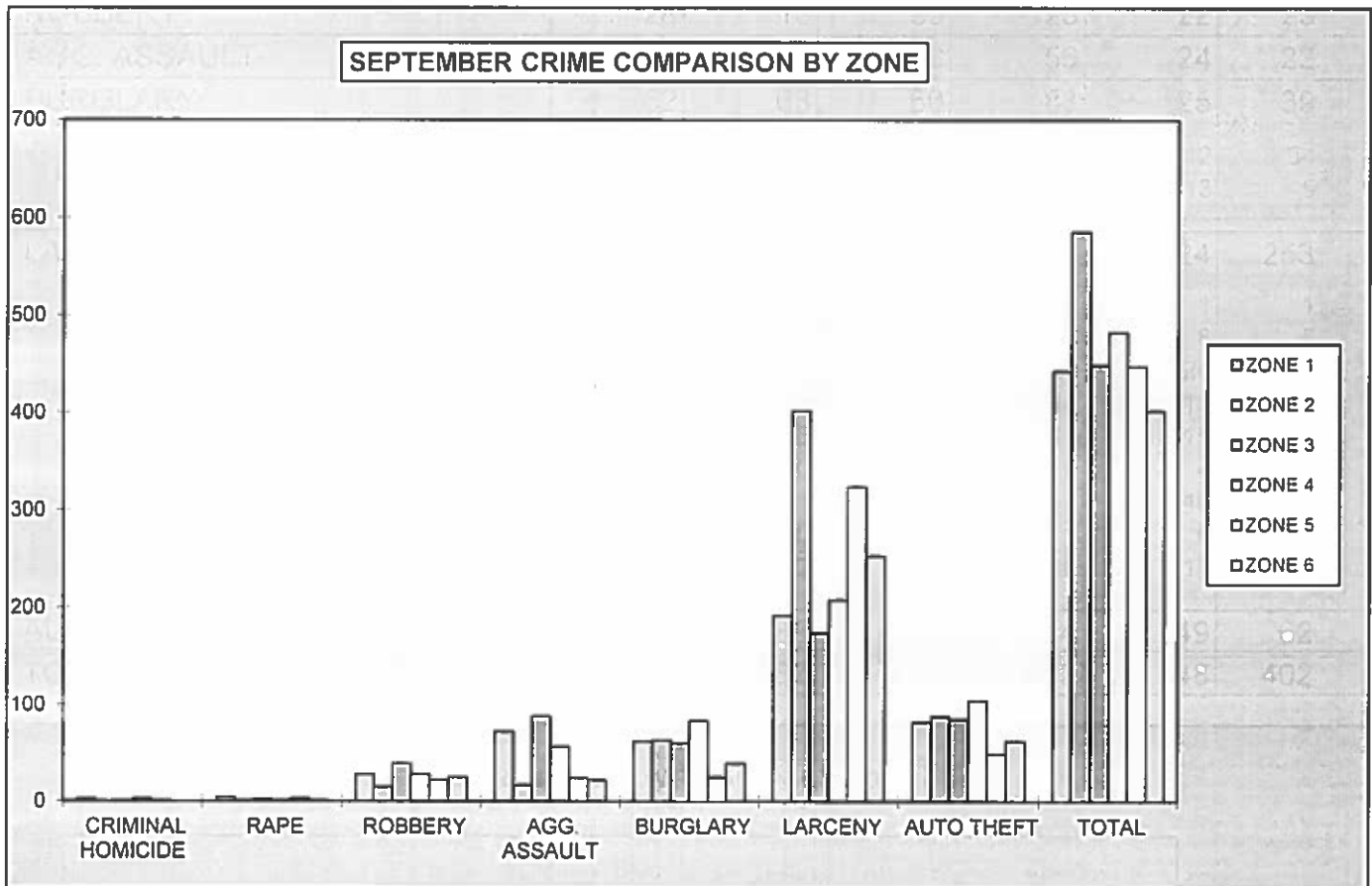


FIRST 9 MONTHS 2016 CRIMES AGAINST PROPERTY BY ZONE						
CRIME	Zone 1	Zone 2	Zone 3	Zone 4	Zone 5	Zone 6
ROBBERY	304	183	373	302	210	225
BURGLARY	670	517	581	806	246	489
LARCENY	1,516	2,951	1,303	1,874	2,450	1,914
AUTO THEFT	594	428	631	736	303	360
TOTAL CRIMES AGAINST PROPERTY	3,084	4,079	2,888	3,718	3,209	2,988



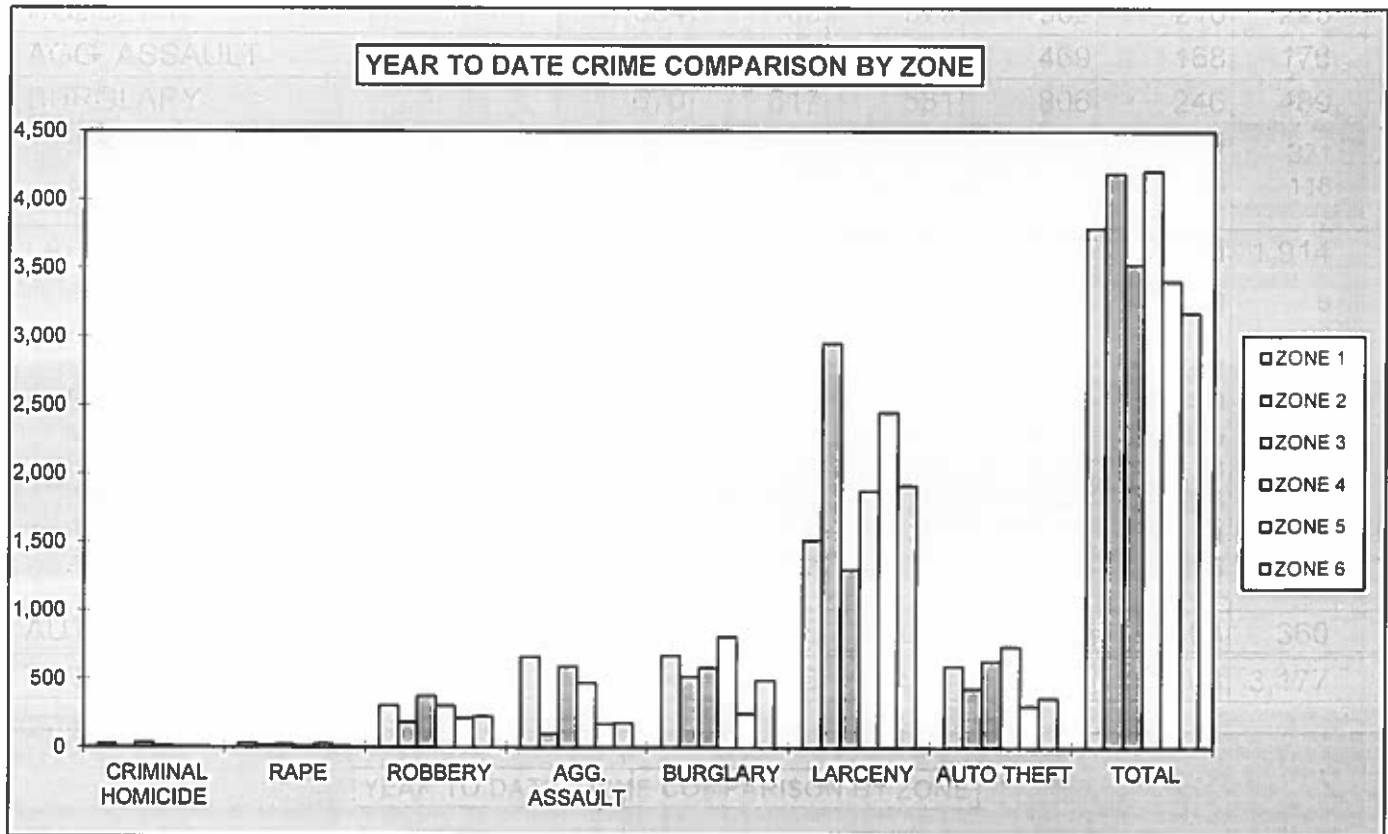
**2016
AREA BREAKDOWN**

SEPTEMBER CRIME COMPARISON BY ZONE						
CRIME	ZONE 1	ZONE 2	ZONE 3	ZONE 4	ZONE 5	ZONE 6
CRIMINAL HOMICIDE	3	0	1	3	1	0
RAPE	4	1	2	1	3	1
ROBBERY	28	15	39	28	22	25
AGG. ASSAULT	72	17	88	56	24	22
BURGLARY	62	63	60	83	25	39
RESIDENCE	47	49	45	73	12	34
NON-RESIDENCE	15	14	15	10	13	5
LARCENY	192	402	174	208	324	253
POCKETPICKING	0	2	0	0	1	1
PURSE SNATCHING	7	3	5	6	8	5
SHOPLIFTING	17	60	14	33	20	36
FROM MOTOR VEHICLES	105	257	103	114	213	155
MOTOR VEH. PARTS/ACCESSORIES	23	16	15	11	15	10
BICYCLES	0	0	0	0	4	7
FROM BUILDINGS	16	31	14	17	46	14
FROM COIN OPERATED MACHINES	0	0	0	1	0	0
ALL OTHER	24	33	23	26	17	25
AUTO THEFT	82	88	85	104	49	62
TOTAL	443	586	449	483	448	402



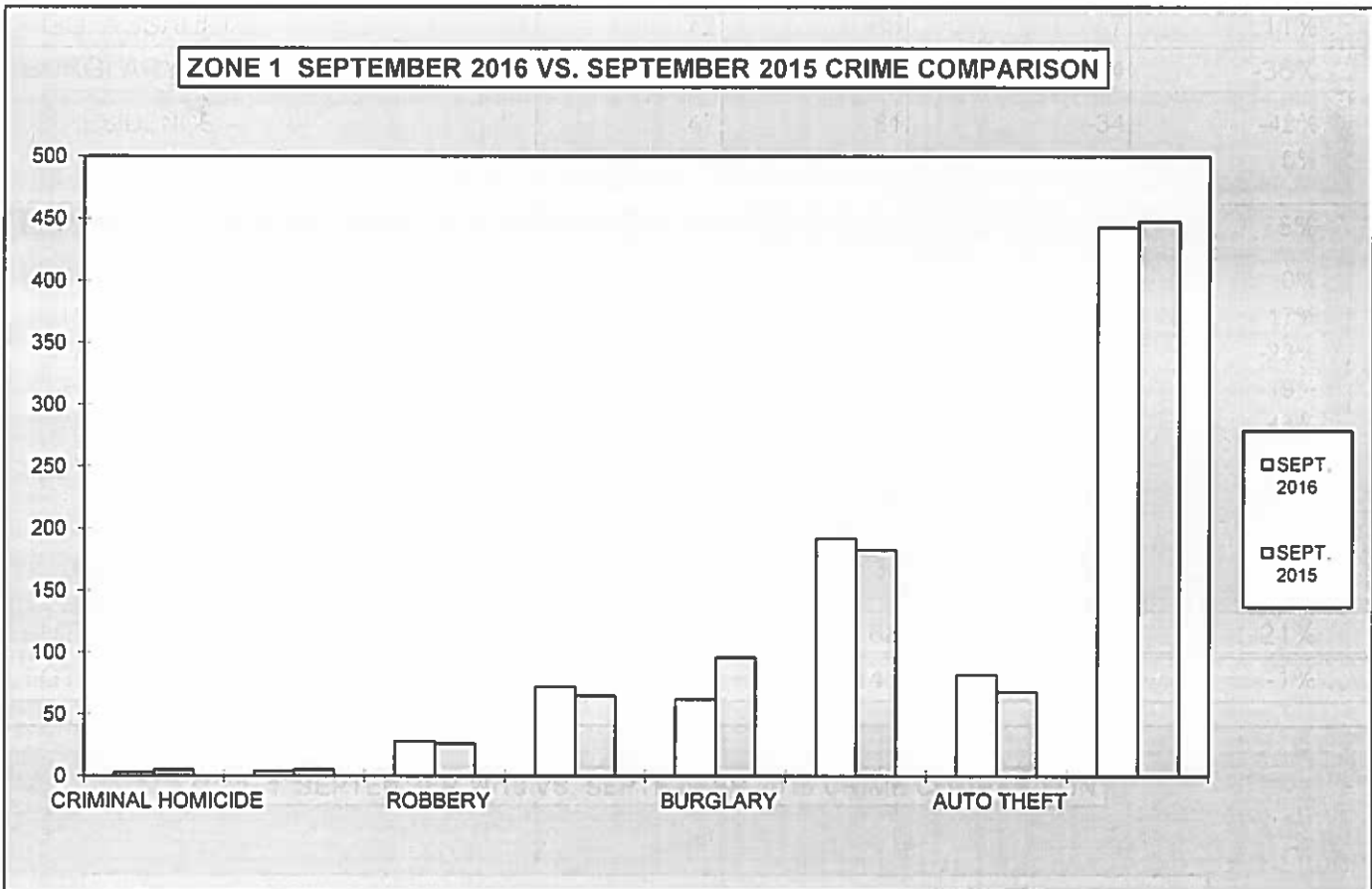
**2016
YEAR TO DATE AREA BREAKDOWN**

FIRST 9 MONTHS CRIME COMPARISON BY ZONE						
CRIME	ZONE 1	ZONE 2	ZONE 3	ZONE 4	ZONE 5	ZONE 6
CRIMINAL HOMICIDE	24	2	32	17	5	5
RAPE	28	16	20	8	26	8
ROBBERY	304	183	373	302	210	225
AGG. ASSAULT	658	99	589	469	168	176
BURGLARY	670	517	581	806	246	489
RESIDENCE	581	346	485	675	127	371
NON-RESIDENCE	89	171	96	131	119	118
LARCENY	1,516	2,951	1,303	1,874	2,450	1,914
POCKETPICKING	5	10	2	12	15	6
PURSE SNATCHING	41	19	32	42	51	30
SHOPLIFTING	241	671	147	304	228	318
FROM MOTOR VEHICLES	723	1,575	631	983	1,450	1,051
MOTOR VEH. PARTS/ACCESSORIES	160	132	143	121	115	86
BICYCLES	5	24	10	10	73	94
FROM BUILDINGS	121	252	105	151	328	123
FROM COIN OPERATED MACHINES	3	0	9	8	4	2
ALL OTHER	217	268	224	243	186	204
AUTO THEFT	594	428	631	736	303	360
TOTAL	3,794	4,196	3,529	4,212	3,408	3,177



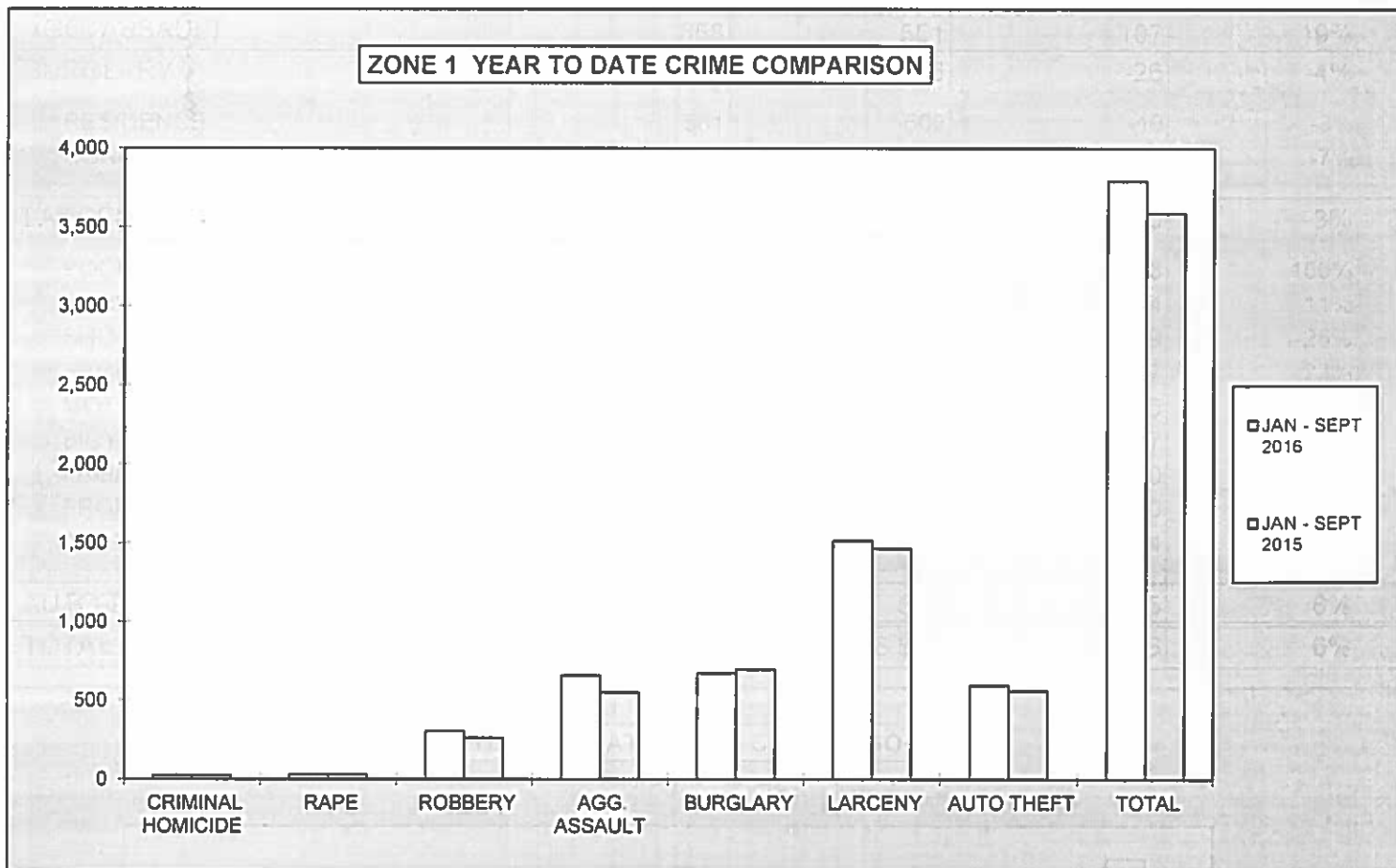
**2016
MONTHLY CRIME COMPARISON**

ZONE 1				
CRIME	SEPT. 2016	SEPT. 2015	# DIFFERENCE	% DIFFERENCE
CRIMINAL HOMICIDE	3	5	-2	-40%
RAPE	4	5	-1	-20%
ROBBERY	28	26	2	8%
AGG. ASSAULT	72	65	7	11%
BURGLARY	62	96	-34	-35%
RESIDENCE	47	81	-34	-42%
NON-RESIDENCE	15	15	0	0%
LARCENY	192	183	9	5%
POCKETPICKING	0	0	0	0%
PURSE SNATCHING	7	6	1	17%
SHOPLIFTING	17	22	-5	-23%
FROM MOTOR VEHICLES	105	88	17	19%
MOTOR VEH PARTS/ACCESSORIES	23	16	7	44%
BICYCLES	0	1	-1	-100%
FROM BUILDINGS	16	16	0	0%
FROM COIN OPERATED MACHINES	0	1	-1	-100%
ALL OTHER	24	33	-9	-27%
AUTO THEFT	82	68	14	21%
TOTAL	443	448	-5	-1%



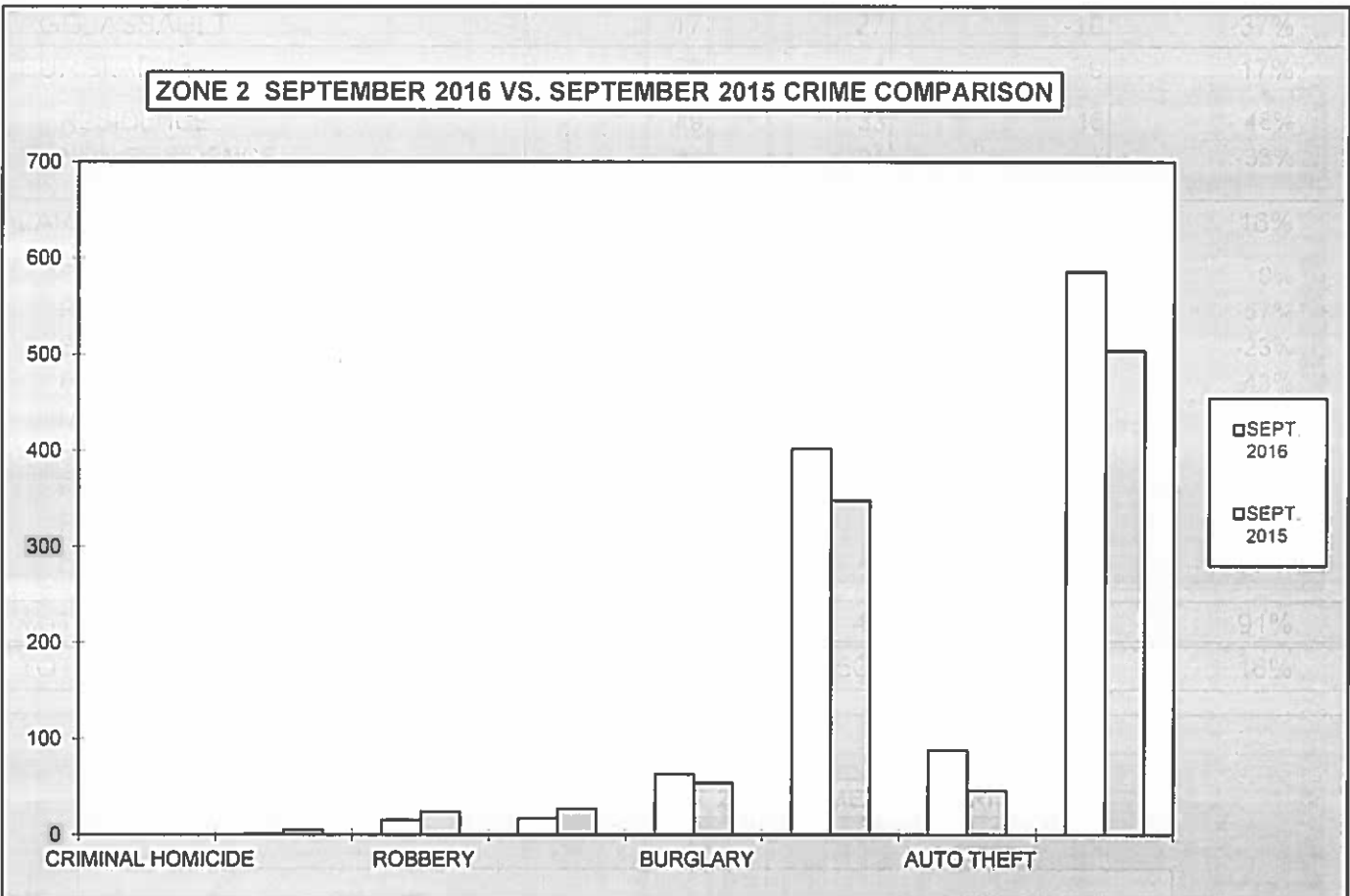
**2016
YEAR TO DATE CRIME COMPARISON**

ZONE 1				
CRIME	JAN - SEPT 2016	JAN - SEPT 2015	# DIFFERENCE	% DIFFERENCE
CRIMINAL HOMICIDE	24	25	-1	-4%
RAPE	28	30	-2	-7%
ROBBERY	304	261	43	16%
AGG. ASSAULT	658	551	107	19%
BURGLARY	670	696	-26	-4%
RESIDENCE	581	600	-19	-3%
NON-RESIDENCE	89	96	-7	-7%
LARCENY	1,516	1,466	50	3%
POCKETPICKING	5	2	3	150%
PURSE SNATCHING	41	37	4	11%
SHOPLIFTING	241	320	-79	-25%
FROM MOTOR VEHICLES	723	586	137	23%
MOTOR VEH. PARTS/ACCESSORIES	160	134	26	19%
BICYCLES	5	12	-7	-58%
FROM BUILDINGS	121	131	-10	-8%
FROM COIN OPERATED MACHINES	3	3	0	0%
ALL OTHER	217	241	-24	-10%
AUTO THEFT	594	559	35	6%
TOTAL	3,794	3,588	206	6%



**2016
MONTHLY CRIME COMPARISON**

ZONE 2				
CRIME	SEPT. 2016	SEPT. 2015	# DIFFERENCE	% DIFFERENCE
CRIMINAL HOMICIDE	0	0	0	0%
RAPE	1	5	-4	-80%
ROBBERY	15	24	-9	-38%
AGG. ASSAULT	17	27	-10	-37%
BURGLARY	63	54	9	17%
RESIDENCE	49	33	16	48%
NON-RESIDENCE	14	21	-7	-33%
LARCENY	402	348	54	16%
POCKETPICKING	2	2	0	0%
PURSE SNATCHING	3	7	-4	-57%
SHOPLIFTING	60	78	-18	-23%
FROM MOTOR VEHICLES	257	180	77	43%
MOTOR VEH. PARTS/ACCESSORIES	16	22	-6	-27%
BICYCLES	0	3	-3	-100%
FROM BUILDINGS	31	31	0	0%
FROM COIN OPERATED MACHINES	0	0	0	0%
ALL OTHER	33	25	8	32%
AUTO THEFT	88	46	42	91%
TOTAL	586	504	82	16%

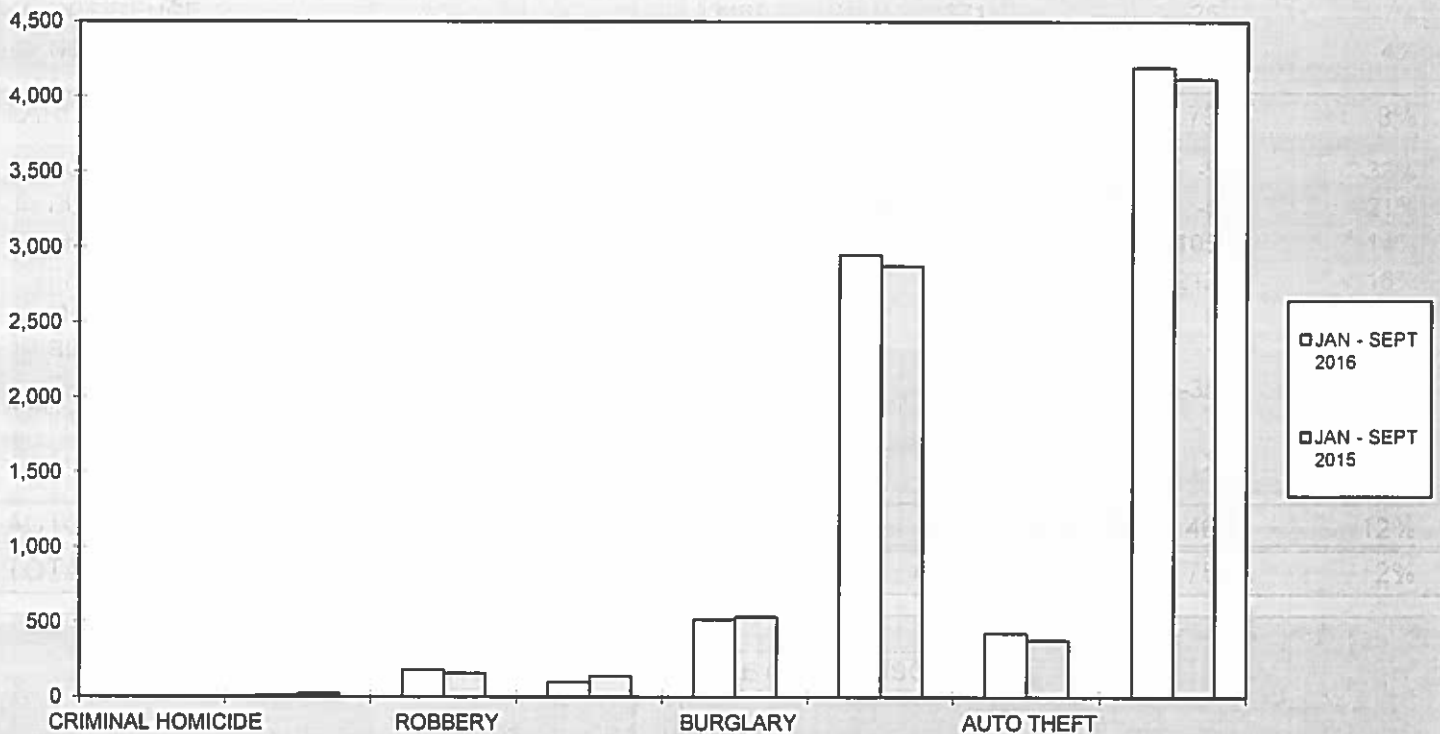


**2016
YEAR TO DATE CRIME COMPARISON**

ZONE 2

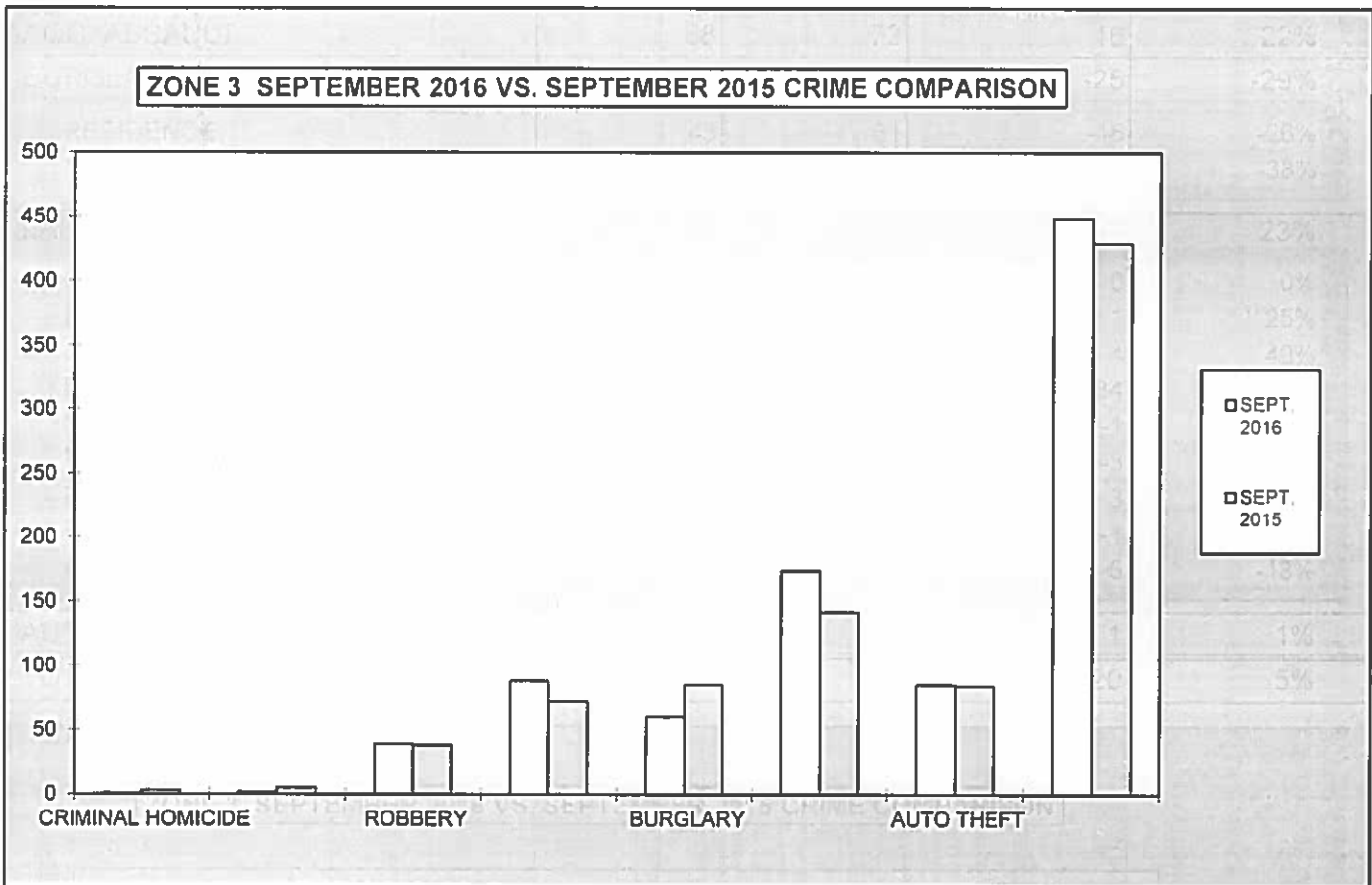
CRIME	JAN-SEPT 2016	JAN-SEPT 2015	# DIFFERENCE	% DIFFERENCE
CRIMINAL HOMICIDE	2	1	1	100%
RAPE	16	24	-8	-33%
ROBBERY	183	160	23	14%
AGG. ASSAULT	99	140	-41	-29%
BURGLARY	517	536	-19	-4%
RESIDENCE	346	371	-25	-7%
NON-RESIDENCE	171	165	6	4%
LARCENY	2,951	2,878	73	3%
POCKETPICKING	10	15	-5	-33%
PURSE SNATCHING	19	24	-5	-21%
SHOPLIFTING	671	776	-105	-14%
FROM MOTOR VEHICLES	1,575	1,363	212	16%
MOTOR VEH. PARTS/ACCESSORIES	132	123	9	7%
BICYCLES	24	23	1	4%
FROM BUILDINGS	252	287	-35	-12%
FROM COIN OPERATED MACHINES	0	1	-1	-100%
ALL OTHER	268	266	2	1%
AUTO THEFT	428	382	46	12%
TOTAL	4,196	4,121	75	2%

ZONE 2 YEAR TO DATE CRIME COMPARISON



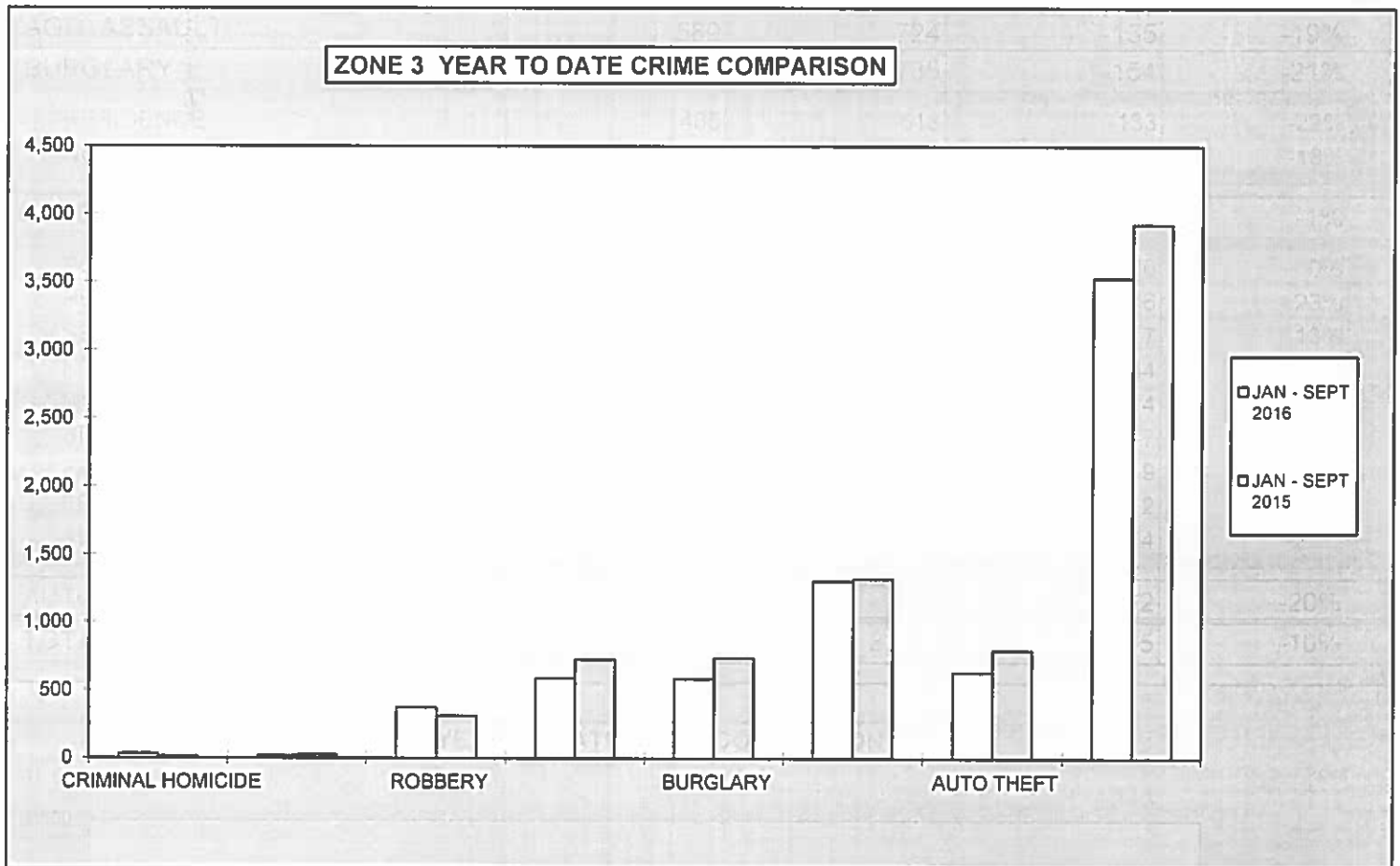
**2016
MONTHLY CRIME COMPARISON**

ZONE 3				
CRIME	SEPT. 2016	SEPT. 2015	# DIFFERENCE	% DIFFERENCE
CRIMINAL HOMICIDE	1	3	-2	-67%
RAPE	2	5	-3	-60%
ROBBERY	39	38	1	3%
AGG. ASSAULT	88	72	16	22%
BURGLARY	60	85	-25	-29%
RESIDENCE	45	61	-16	-26%
NON-RESIDENCE	15	24	-9	-38%
LARCENY	174	142	32	23%
POCKETPICKING	0	0	0	0%
PURSE SNATCHING	5	4	1	25%
SHOPLIFTING	14	10	4	40%
FROM MOTOR VEHICLES	103	69	34	49%
MOTOR VEH. PARTS/ACCESSORIES	15	16	-1	-6%
BICYCLES	0	3	-3	-100%
FROM BUILDINGS	14	11	3	27%
FROM COIN OPERATED MACHINES	0	1	-1	-100%
ALL OTHER	23	28	-5	-18%
AUTO THEFT	85	84	1	1%
TOTAL	449	429	20	5%



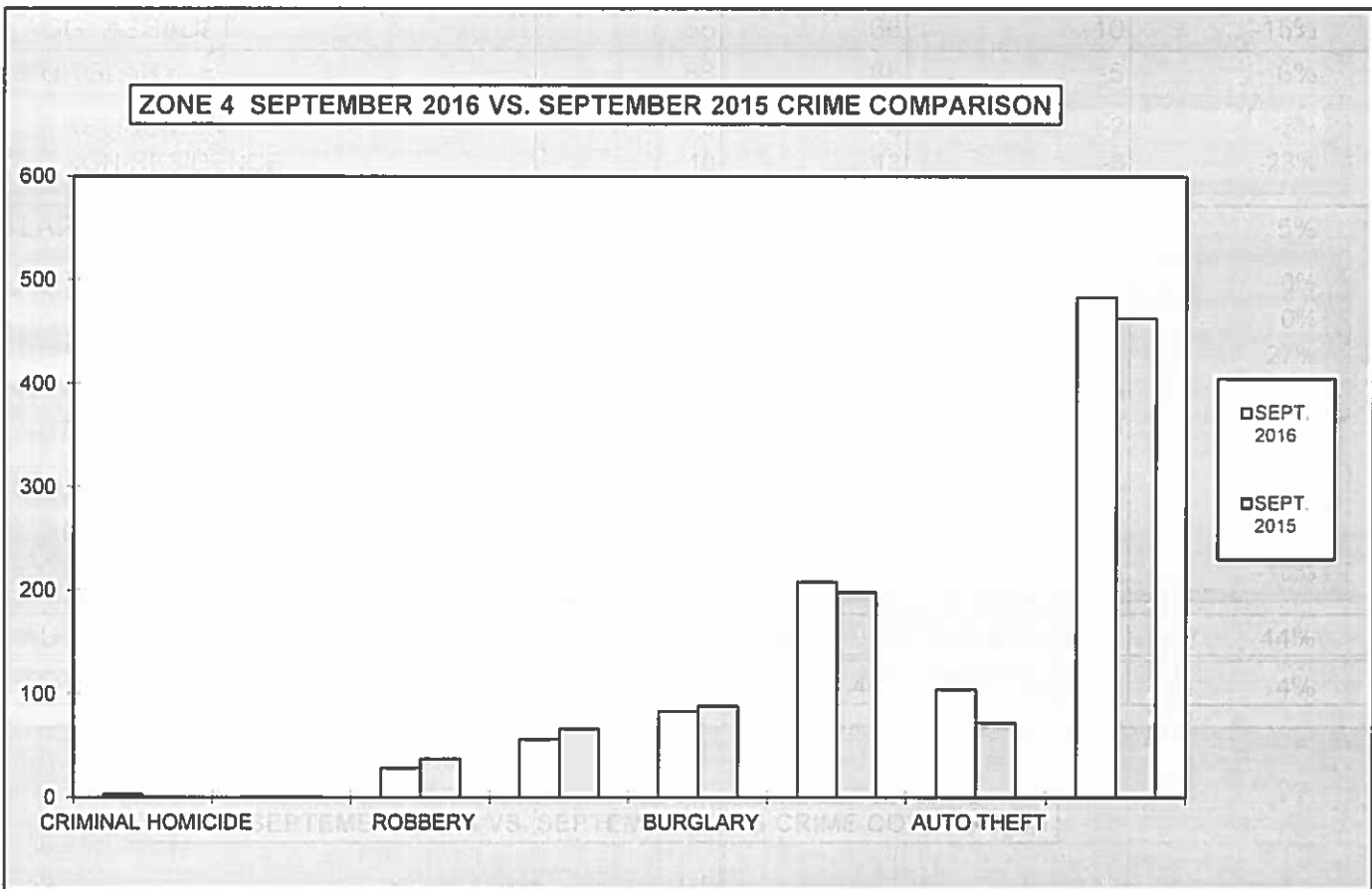
**2016
YEAR TO DATE CRIME COMPARISON**

ZONE 3				
CRIME	JAN-SEPT 2016	JAN-SEPT 2015	# DIFFERENCE	% DIFFERENCE
CRIMINAL HOMICIDE	32	16	16	100%
RAPE	20	26	-6	-23%
ROBBERY	373	310	63	20%
AGG. ASSAULT	589	724	-135	-19%
BURGLARY	581	735	-154	-21%
RESIDENCE	485	618	-133	-22%
NON-RESIDENCE	96	117	-21	-18%
LARCENY	1,303	1,320	-17	-1%
POCKETPICKING	2	2	0	0%
PURSE SNATCHING	32	26	6	23%
SHOPLIFTING	147	130	17	13%
FROM MOTOR VEHICLES	631	597	34	6%
MOTOR VEH. PARTS/ACCESSORIES	143	139	4	3%
BICYCLES	10	17	-7	-41%
FROM BUILDINGS	105	114	-9	-8%
FROM COIN OPERATED MACHINES	9	7	2	29%
ALL OTHER	224	288	-64	-22%
AUTO THEFT	631	793	-162	-20%
TOTAL	3,529	3,924	-395	-10%



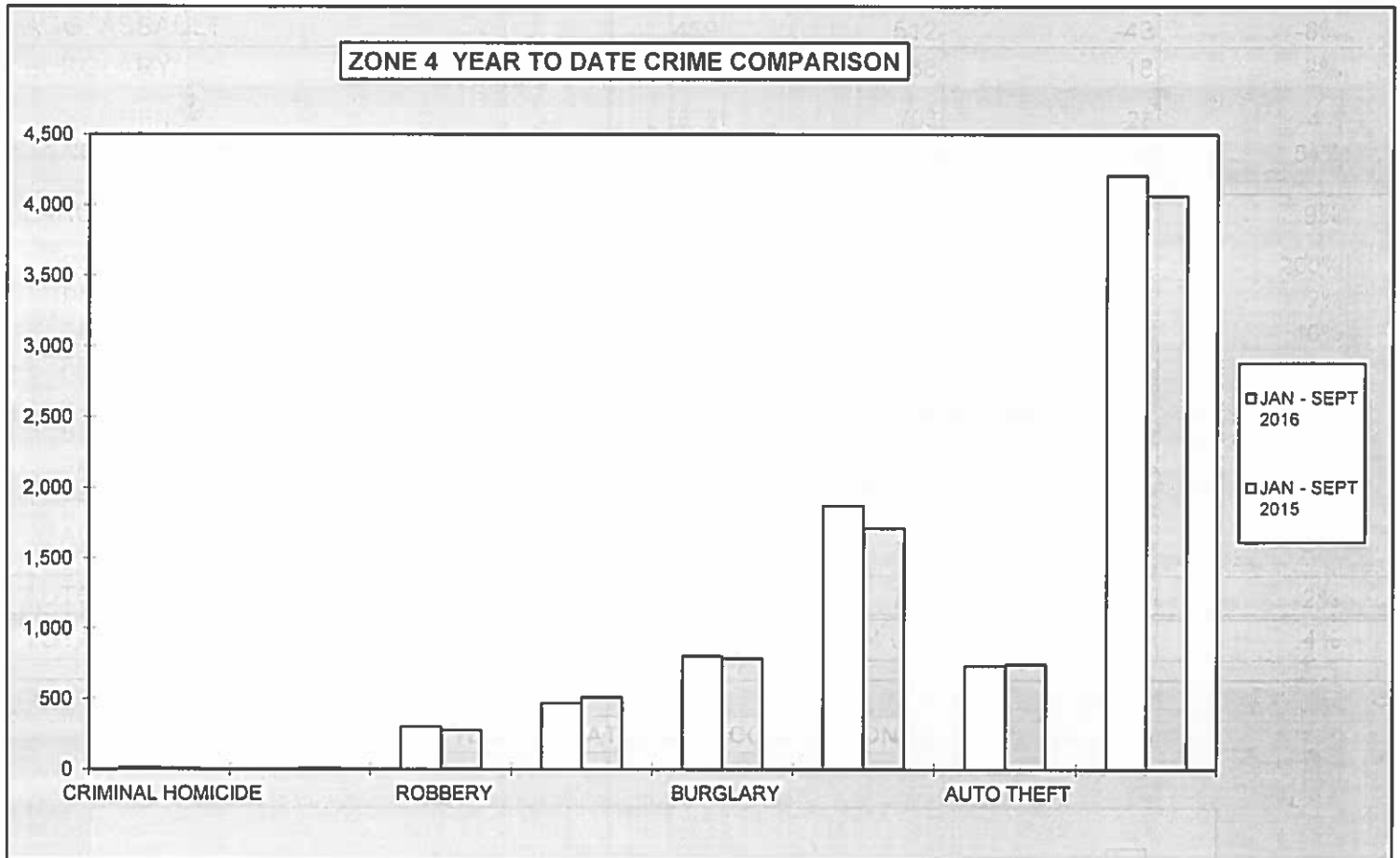
**2016
MONTHLY CRIME COMPARISON**

ZONE 4				
CRIME	SEPT. 2016	SEPT. 2015	# DIFFERENCE	% DIFFERENCE
CRIMINAL HOMICIDE	3	1	2	200%
RAPE	1	1	0	0%
ROBBERY	28	37	-9	-24%
AGG. ASSAULT	56	66	-10	-15%
BURGLARY	83	88	-5	-6%
RESIDENCE	73	75	-2	-3%
NON-RESIDENCE	10	13	-3	-23%
LARCENY	208	198	10	5%
POCKETPICKING	0	0	0	0%
PURSE SNATCHING	6	6	0	0%
SHOPLIFTING	33	26	7	27%
FROM MOTOR VEHICLES	114	104	10	10%
MOTOR VEH. PARTS/ACCESSORIES	11	17	-6	-35%
BICYCLES	0	3	-3	-100%
FROM BUILDINGS	17	13	4	31%
FROM COIN OPERATED MACHINES	1	0	1	100%
ALL OTHER	26	29	-3	-10%
AUTO THEFT	104	72	32	44%
TOTAL	483	463	20	4%



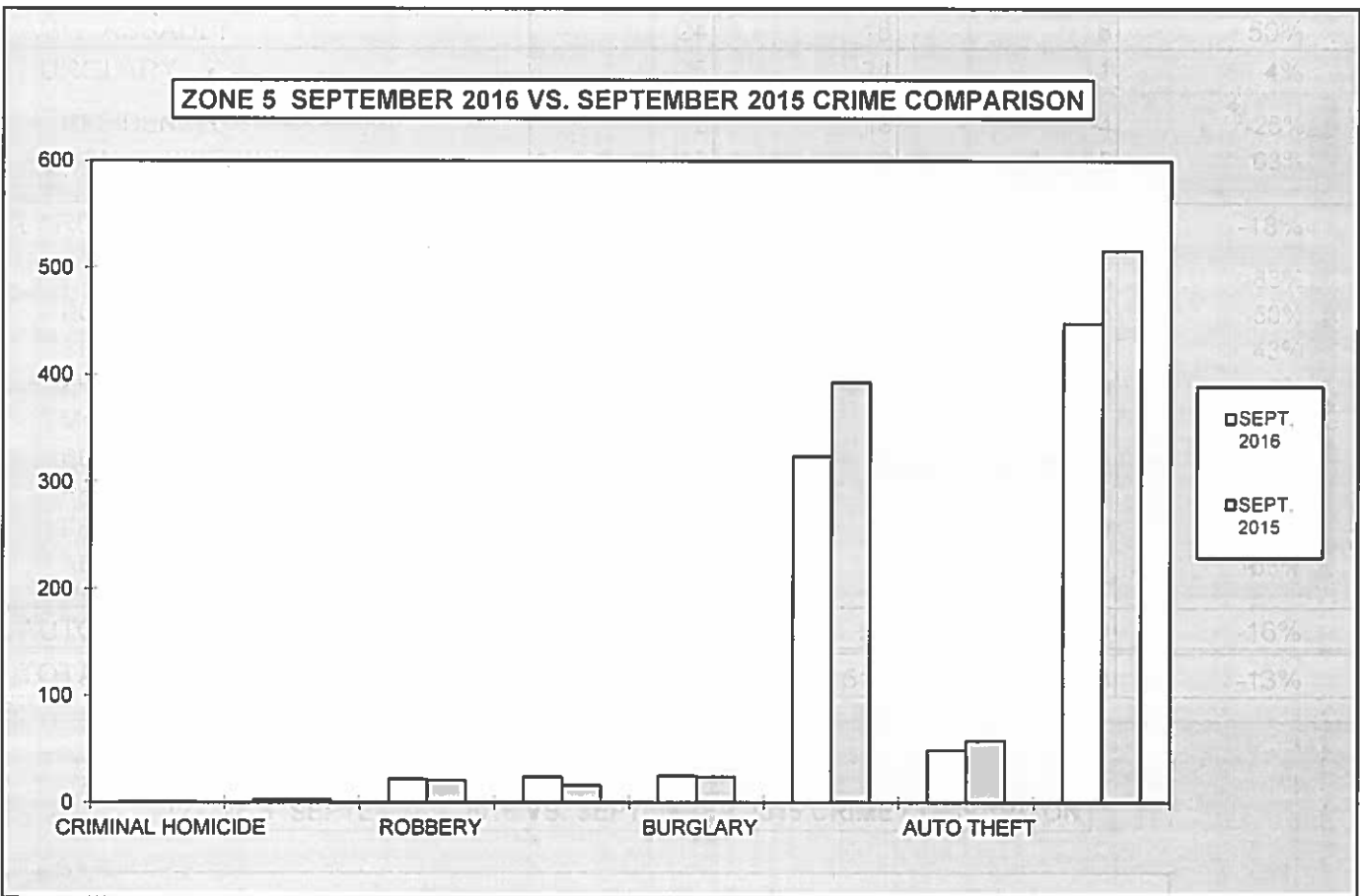
**2016
YEAR TO DATE CRIME COMPARISON**

ZONE 4				
CRIME	JAN - SEPT 2016	JAN - SEPT 2015	# DIFFERENCE	% DIFFERENCE
CRIMINAL HOMICIDE	17	13	4	31%
RAPE	8	12	-4	-33%
ROBBERY	302	279	23	8%
AGG. ASSAULT	469	512	-43	-8%
BURGLARY	806	788	18	2%
RESIDENCE	675	703	-28	-4%
NON-RESIDENCE	131	85	46	54%
LARCENY	1,874	1,715	159	9%
POCKETPICKING	12	4	8	200%
PURSE SNATCHING	42	41	1	2%
SHOPLIFTING	304	276	28	10%
FROM MOTOR VEHICLES	983	791	192	24%
MOTOR VEH. PARTS/ACCESSORIES	121	162	-41	-25%
BICYCLES	10	16	-6	-38%
FROM BUILDINGS	151	129	22	17%
FROM COIN OPERATED MACHINES	8	2	6	300%
ALL OTHER	243	294	-51	-17%
AUTO THEFT	736	748	-12	-2%
TOTAL	4,212	4,067	145	4%



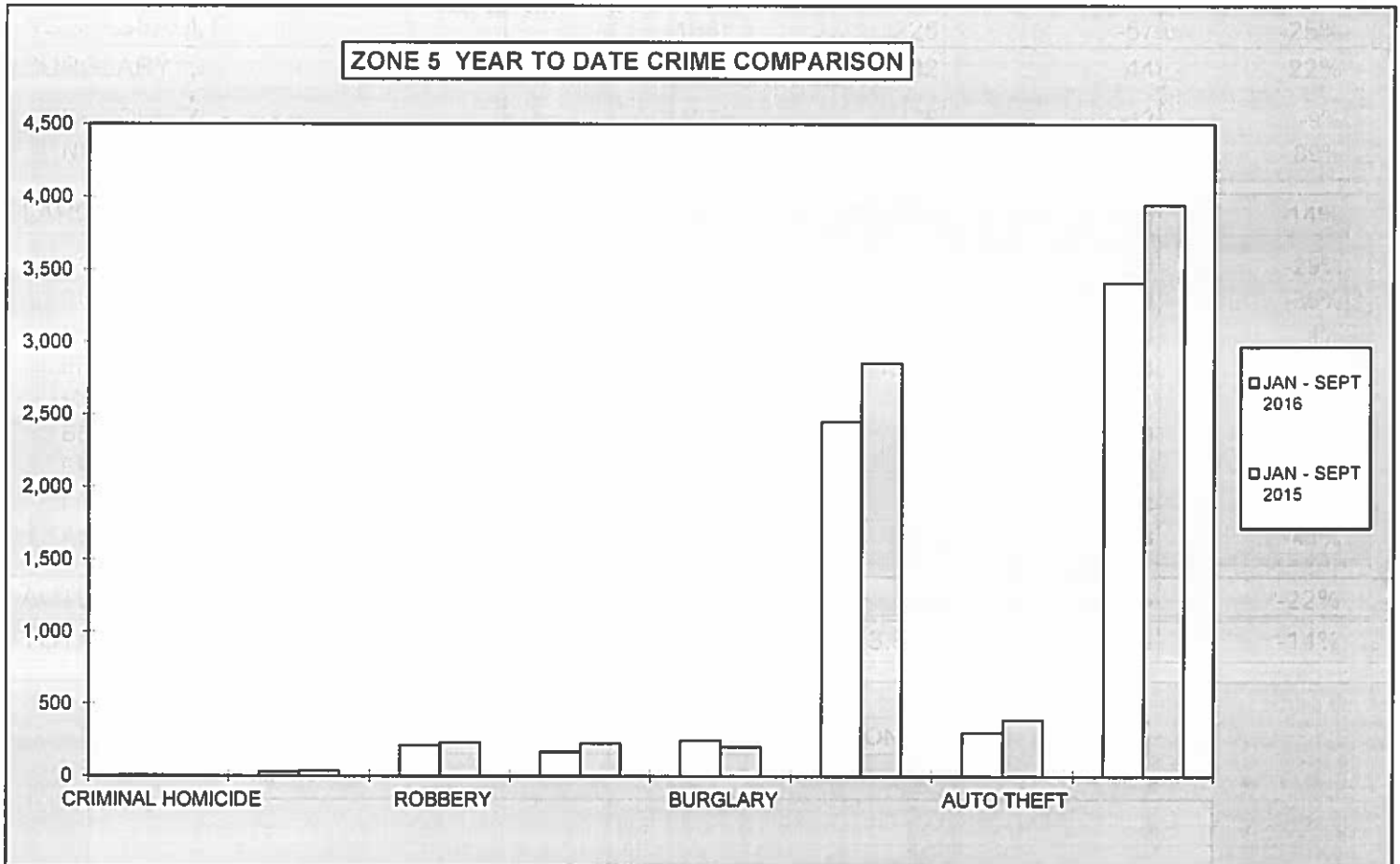
2016
MONTHLY CRIME COMPARISON

ZONE 5				
CRIME	SEPT. 2016	SEPT. 2015	# DIFFERENCE	% DIFFERENCE
CRIMINAL HOMICIDE	1	1	0	0%
RAPE	3	3	0	0%
ROBBERY	22	21	1	5%
AGG. ASSAULT	24	16	8	50%
BURGLARY	25	24	1	4%
RESIDENCE	12	16	-4	-25%
NON-RESIDENCE	13	8	5	63%
LARCENY	324	393	-69	-18%
POCKETPICKING	1	6	-5	-83%
PURSE SNATCHING	8	16	-8	-50%
SHOPLIFTING	20	14	6	43%
FROM MOTOR VEHICLES	213	232	-19	-8%
MOTOR VEH. PARTS/ACCESSORIES	15	16	-1	-6%
BICYCLES	4	18	-14	-78%
FROM BUILDINGS	46	45	1	2%
FROM COIN OPERATED MACHINES	0	0	0	0%
ALL OTHER	17	46	-29	-63%
AUTO THEFT	49	58	-9	-16%
TOTAL	448	516	-68	-13%



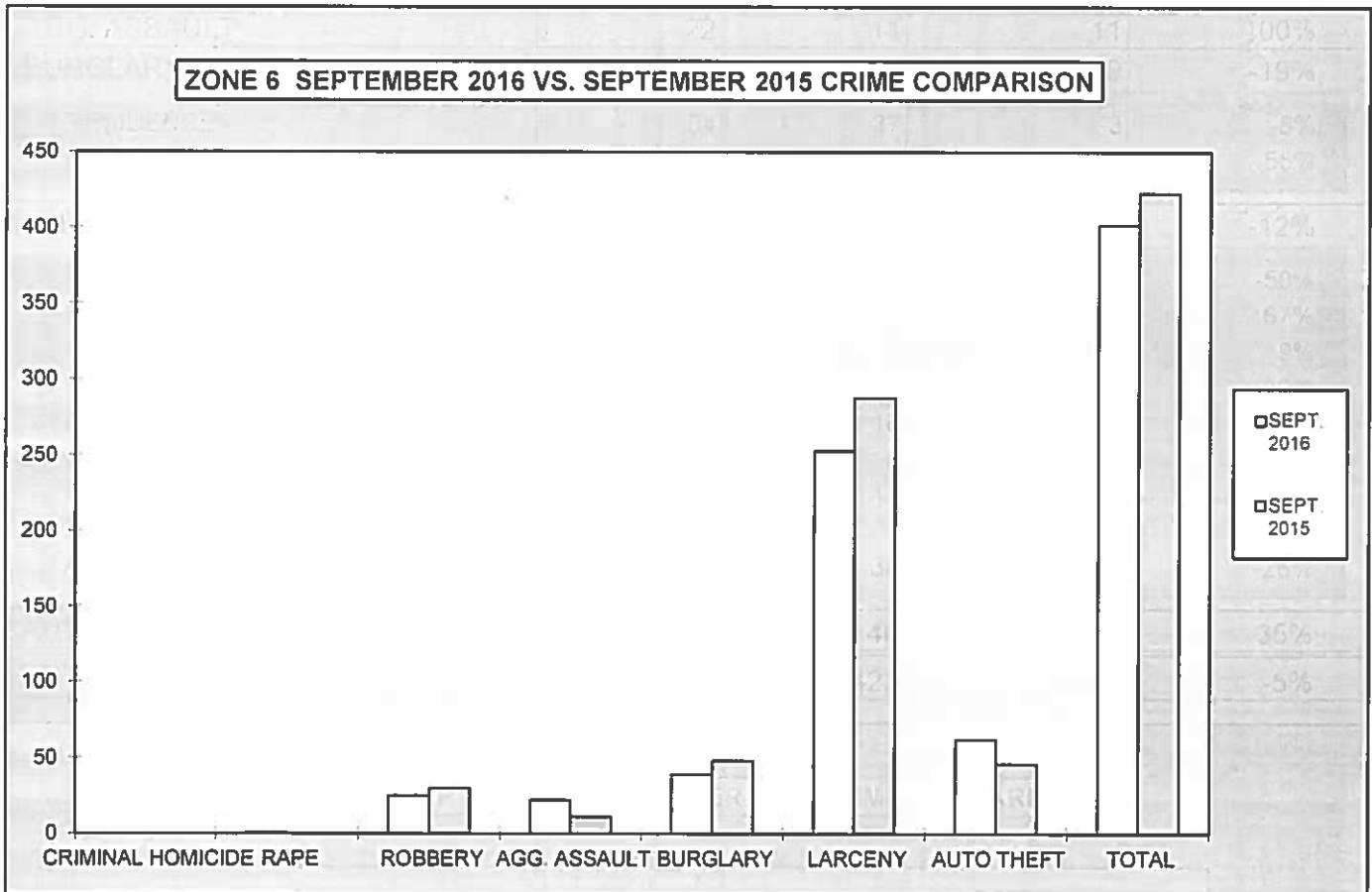
**2016
YEAR TO DATE CRIME COMPARISON**

ZONE 5				
CRIME	JAN- SEPT 2016	JAN- SEPT 2015	# DIFFERENCE	% DIFFERENCE
CRIMINAL HOMICIDE	5	6	-1	-17%
RAPE	26	34	-8	-24%
ROBBERY	210	231	-21	-9%
AGG. ASSAULT	168	225	-57	-25%
BURGLARY	246	202	44	22%
RESIDENCE	127	139	-12	-9%
NON-RESIDENCE	119	63	56	89%
LARCENY	2,450	2,856	-406	-14%
POCKETPICKING	15	21	-6	-29%
PURSE SNATCHING	51	80	-29	-36%
SHOPLIFTING	228	220	8	4%
FROM MOTOR VEHICLES	1,450	1,678	-228	-14%
MOTOR VEH. PARTS/ACCESSORIES	115	126	-11	-9%
BICYCLES	73	82	-9	-11%
FROM BUILDINGS	328	333	-5	-2%
FROM COIN OPERATED MACHINES	4	2	2	100%
ALL OTHER	186	314	-128	-41%
AUTO THEFT	303	389	-86	-22%
TOTAL	3,408	3,943	-535	-14%



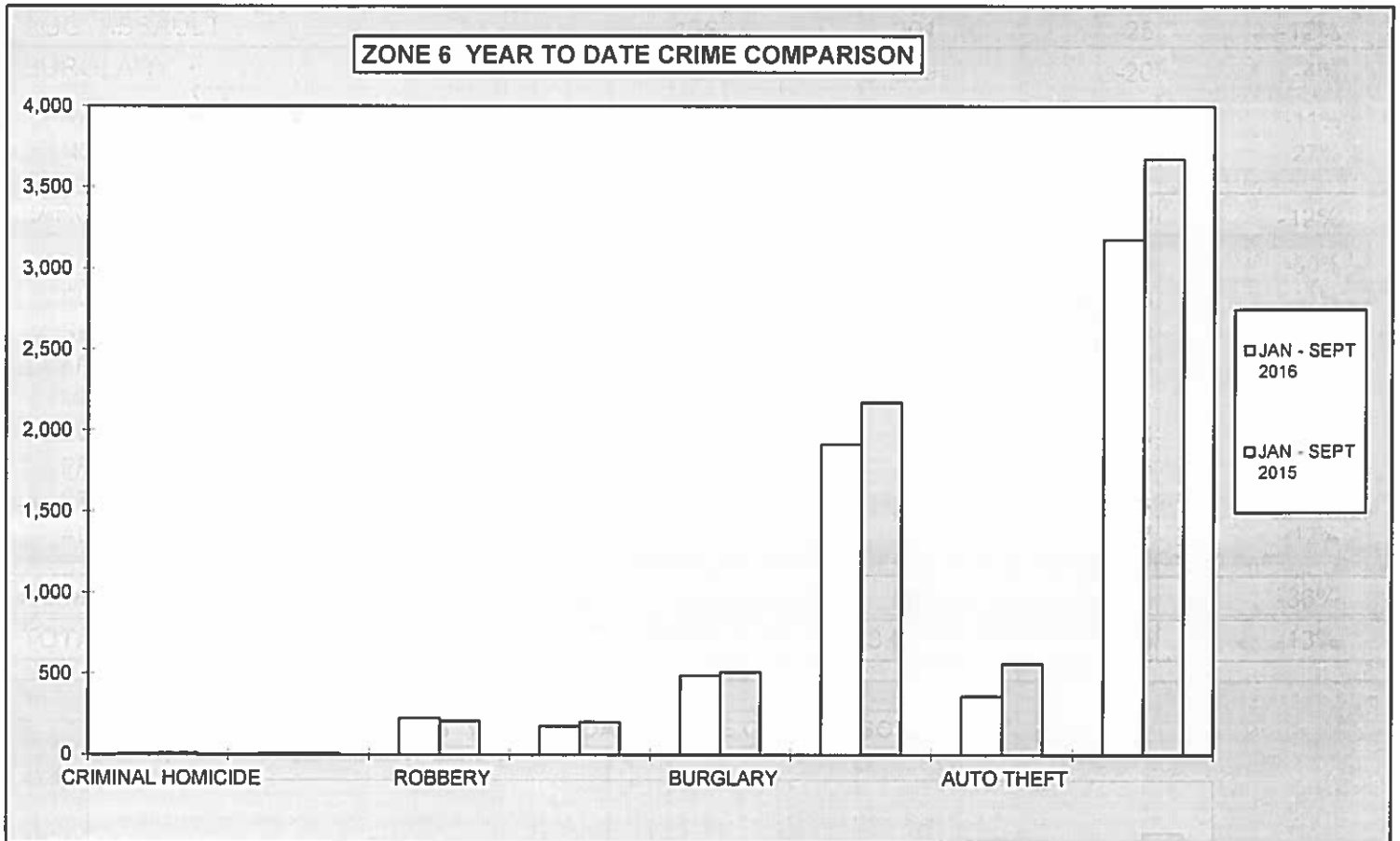
**2016
MONTHLY CRIME COMPARISON**

ZONE 6				
CRIME	SEPT. 2016	SEPT. 2015	# DIFFERENCE	% DIFFERENCE
CRIMINAL HOMICIDE	0	0	0	0%
RAPE	1	0	1	100%
ROBBERY	25	30	-5	-17%
AGG. ASSAULT	22	11	11	100%
BURGLARY	39	48	-9	-19%
RESIDENCE	34	37	-3	-8%
NON-RESIDENCE	5	11	-6	-55%
LARCENY	253	288	-35	-12%
POCKETPICKING	1	2	-1	-50%
PURSE SNATCHING	5	3	2	67%
SHOPLIFTING	36	33	3	9%
FROM MOTOR VEHICLES	155	177	-22	-12%
MOTOR VEH. PARTS/ACCESSORIES	10	16	-6	-38%
BICYCLES	7	8	-1	-13%
FROM BUILDINGS	14	14	0	0%
FROM COIN OPERATED MACHINES	0	1	-1	-100%
ALL OTHER	25	34	-9	-26%
AUTO THEFT	62	46	16	35%
TOTAL	402	423	-21	-5%



**2016
YEAR TO DATE CRIME COMPARISON**

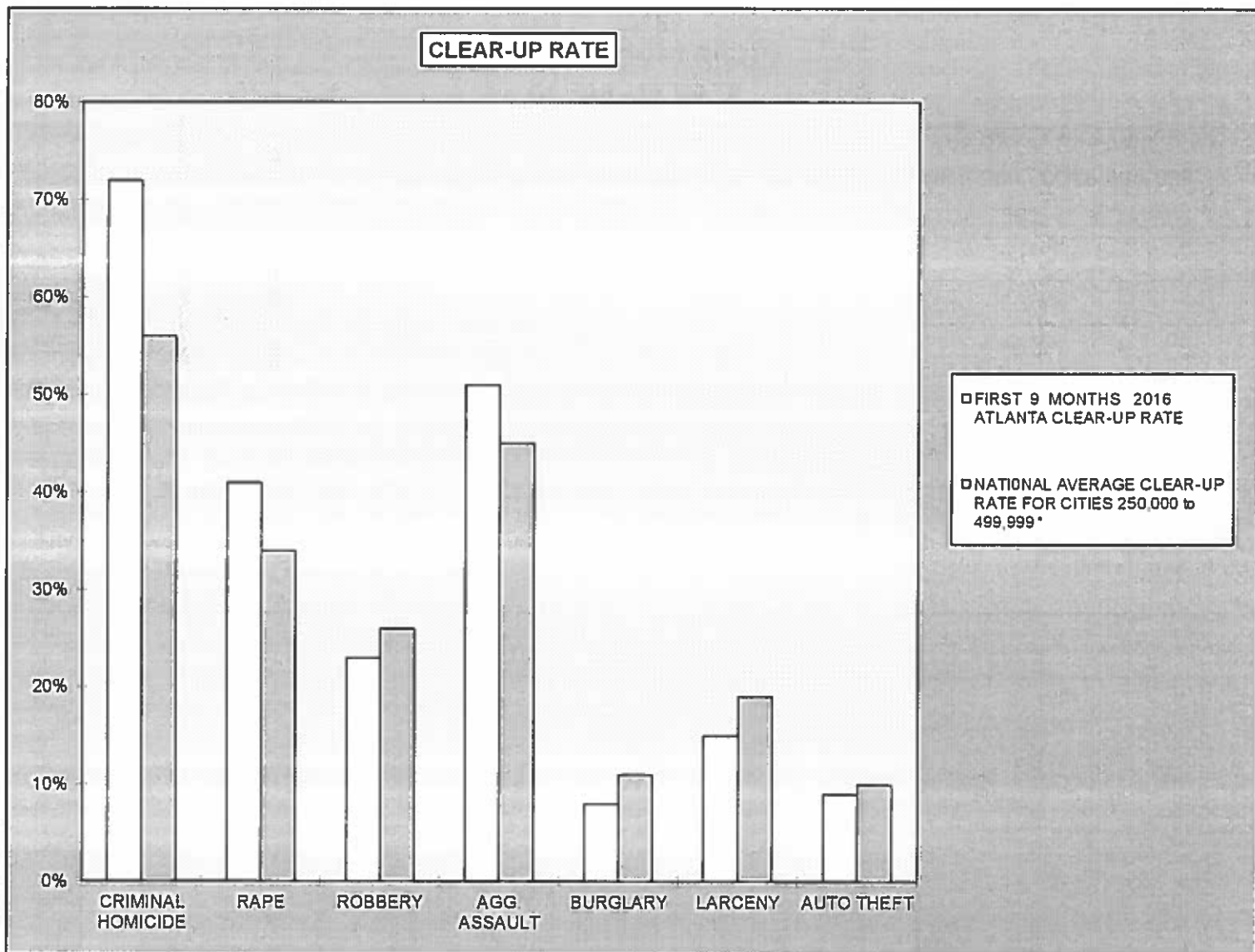
ZONE 6				
CRIME	JAN-SEPT 2016	JAN-SEPT 2015	# DIFFERENCE	% DIFFERENCE
CRIMINAL HOMICIDE	5	10	-5	-50%
RAPE	8	10	-2	-20%
ROBBERY	225	209	16	8%
AGG. ASSAULT	176	201	-25	-12%
BURGLARY	489	509	-20	-4%
RESIDENCE	371	416	-45	-11%
NON-RESIDENCE	118	93	25	27%
LARCENY	1,914	2,173	-259	-12%
POCKETPICKING	6	12	-6	-50%
PURSE SNATCHING	30	27	3	11%
SHOPLIFTING	318	320	-2	-1%
FROM MOTOR VEHICLES	1,051	1,264	-213	-17%
MOTOR VEH. PARTS/ACCESSORIES	86	97	-11	-11%
BICYCLES	94	70	24	34%
FROM BUILDINGS	123	149	-26	-17%
FROM COIN OPERATED MACHINES	2	3	-1	-33%
ALL OTHER	204	231	-27	-12%
AUTO THEFT	360	560	-200	-36%
TOTAL	3,177	3,672	-495	-13%



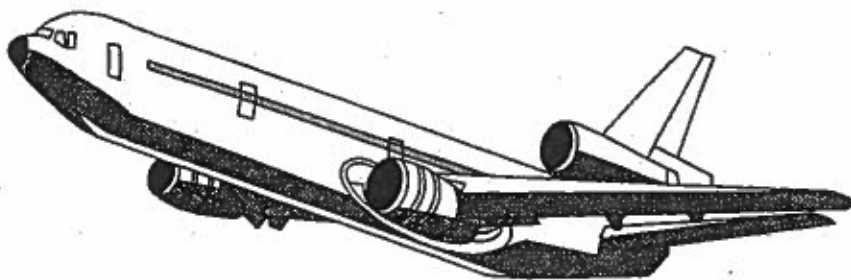
**2016
CRIME COMPARISON
CLEAR-UP RATE**

CRIME	FIRST 9 MONTHS 2016 ATLANTA CLEAR-UP RATE	NATIONAL AVERAGE CLEAR-UP RATE FOR CITIES 250,000 to 499,999 *
CRIMINAL HOMICIDE	72%	56%
RAPE	41%	34%
ROBBERY	23%	26%
AGG. ASSAULT	51%	45%
BURGLARY	8%	11%
LARCENY	15%	19%
AUTO THEFT	9%	10%

* National Average for Cities 250,000 to 499,999 Based on Latest Annual (2015) FBI Uniform Crime Report



APD



The Atlanta Airport
UNIFORM CRIME REPORTING



SEPTEMBER 2016

SUPPORT SERVICES DIVISION
INFORMATION SERVICES SECTION

RETURN A - MONTHLY RETURN OF OFFENSES KNOWN TO THE POLICE

1-720b (Rev. 8-30-94)
OMB No. 1110-0001

This report is authorized by law Title 28, Section 534, U.S. Code. While you are not required to respond, your cooperation in forwarding this report by the 7th day after the close of the month to Uniform Crime Reports, Federal Bureau of Investigation, Washington, D.C. 20535, will assist in compiling comprehensive, accurate national crime figures on a timely basis

1	2	3	4	5	6	
CLASSIFICATION OF OFFENSES	DATE	OFFENSES REPORTED OR KNOWN TO POLICE (INCLUDE "UNFOUNDED" AND ATTEMPTS)	UNFOUNDED, I.E. FALSE OR BASELESS COMPLAINTS	NUMBER OF ACTUAL OFFENSES (COLUMN 2 MINUS COLUMN 3) INCLUDE ATTEMPTS	TOTAL OFFENSES CLEARED BY ARREST OR EXCEPTIONAL MEANS (INCLUDES COL 6)	NUMBER OF CLEARANCES INVOLVING ONLY PERSONS UNDER 18 YEARS OF AGE
1. CRIMINAL HOMICIDE						
a. MURDER AND NONNEGLIGENT HOMICIDE	11	0	0	0	0	0
b. MANSLAUGHTER BY NEGLIGENCE	12					
2. FORCIBLE RAPE TOTAL	20	0	0	0	0	0
a. Rape by Force	21	0	0	0	0	0
b. Attempts to commit Forcible Rape	22	0	0	0	0	0
3. ROBBERY TOTAL	30	0	0	0	0	0
a. Firearm	31	0	0	0	0	0
b. Knife or Cutting Instrument	32	0	0	0	0	0
c. Other Dangerous Weapon	33	0	0	0	0	0
d. Strong-Arm (Hands, Fists, Feet, etc.)	34	0	0	0	0	0
4. ASSAULT TOTAL	40	4	0	4	3	0
a. Firearm	41	0	0	0	0	0
b. Knife or cutting Instrument	42	0	0	0	0	0
c. Other Dangerous Weapon	43	1	0	1	0	0
d. Strong-Arm	44	0	0	0	0	0
e. Other Assaults - Simple, Not Aggravated	45	3	0	3	3	0
5. BURGLARY TOTAL	50	0	0	0	0	0
a. Forcible Entry	51	0	0	0	0	0
b. Unlawful Entry - No Force	52	0	0	0	0	0
c. Attempted Forcible Entry	53	0	0	0	0	0
6. LARCENY THEFT TOTAL (except Motor Vehicle Theft)	60	18	0	18	1	0
7. MOTOR VEHICLE THEFT TOTAL	70	9	0	9	1	0
a. Autos	71	9	0	9	1	0
b. Trucks and Buses	72	0	0	0	0	0
c. Other Vehicles	73	0	0	0	0	0
GRAND TOTAL	77	31	0	31	5	0

CHECKING ANY OF THE APPROPRIATE BLOCKS BELOW WILL ELIMINATE YOUR NEED TO SUBMIT REPORTS WHEN THE VALUES ARE ZERO. THIS WILL ALSO AID THE NATIONAL PROGRAM IN ITS QUALITY CONTROL EFFORTS.

- NO SUPPLEMENTARY HOMICIDE REPORT SUBMITTED SINCE NO MURDERS, JUSTIFIABLE HOMICIDES, OR MANSLAUGHTER BY NEGLIGENCE OCCURRED IN THIS JURISDICTION DURING THE MONTH.
- NO SUPPLEMENT TO RETURN A REPORT SINCE NO CRIME OFFENSES OR RECOVERY OF PROPERTY REPORTED DURING THE MONTH.
- NO LAW ENFORCEMENT OFFICERS KILLED OR ASSAULTED REPORT SINCE NONE OF THE OFFICERS WERE ASSAULTED OR KILLED DURING THE MONTH.

- NO AGE, SEX, AND RACE OF PERSONS ARRESTED UNDER 18 YEARS OF AGE REPORT SINCE NO ARRESTS OF PERSONS WITHIN THIS AGE GROUP.
- NO AGE, SEX, AND RACE OF PERSONS ARRESTED 18 YEARS OF AGE AND OVER REPORT SINCE NO ARRESTS OF PERSONS WITHIN THIS AGE GROUP.
- NO MONTHLY RETURN OF ARSON OFFENSES KNOWN TO LAW ENFORCEMENT REPORT SINCE NO ARSONS OCCURRED.

DO NOT USE THIS SPACE

	INITIALS
RECORDED	
EDITED	
ENTERED	
ADJUSTED	
CORRECTED	

* TOTALS INCLUDE PREVIOUS OFFENSES

SEPTEMBER 2016

Month and Year of Report

GA 060240X

Agency Identifier

OCTOBER 12, 2016

Date

ATLANTA AIRPORT POLICE - GEORGIA

Agency and State

H. Bruce (10) LIEUTENANT

Prepared By

Title

[Signature]

CHIEF

Chief, Commissioner, Sheriff, or Superintendent

PROPERTY STOLEN BY CLASSIFICATION

CLASSIFICATION	DATA ENTRY	Number of Actual Offenses (Column 4 Return A)	Monetary Value of Property Stolen
1. MURDER AND NONNEGLIGENT MANSLAUGHTER	12	0	0.00
2. FORCIBLE RAPE	20	0	0.00
3. ROBBERY			
(a) HIGHWAY (streets, alleys, etc.)	31	0	0.00
(b) COMMERCIAL HOUSE (except c, d, and f)	32	0	0.00
(c) GAS OR SERVICE STATION	33	0	0.00
(d) CONVENIENCE STORE	34	0	0.00
(e) RESIDENCE (anywhere on premises)	35	0	0.00
(f) BANK	36	0	0.00
(g) MISCELLANEOUS	37	0	0.00
TOTAL ROBBERY	30	0	\$ 0.00
5. BURGLARY - BREAKING OR ENTERING			
(a) RESIDENCE (dwelling)			
(1) NIGHT (6 p.m. - 6 a.m.)	51	0	0.00
(2) DAY (6 a.m. - 6 p.m.)	52	0	0.00
(3) UNKNOWN	53	0	0.00
(b) NON-RESIDENCE (store, office, etc.)			
(1) NIGHT (6 p.m. - 6 a.m.)	54	0	0.00
(2) DAY (6 a.m. - 6 p.m.)	55	0	0.00
(3) UNKNOWN	56	0	0.00
TOTAL BURGLARY	50	0	\$ 0.00
6. LARCENY - THEFT (Except Motor Vehicle Theft)			
(a) \$200 AND OVER	61	5	4,521.00
(b) \$50 TO \$200	62	0	0.00
(c) UNDER \$50	63	13	44.00
TOTAL LARCENY (Same as Item 6X)	60	18	\$ 4,565.00
7. MOTOR VEHICLE THEFT (Include Alleged Joy Ride)	70	9	90,768.00
GRAND TOTAL - ALL ITEMS	77	27	\$ 95,333.00
ADDITIONAL ANALYSIS OF LARCENY AND MOTOR VEHICLE THEFT			
6X. NATURE OF LARCENIES UNDER ITEM 6			
(a) POCKET-PICKING	81	1	0.00
(b) PURSE-SNATCHING	82	0	0.00
(c) SHOPLIFTING	83	1	288.00
(d) FROM MOTOR VEHICLES (except e)	84	4	2,632.00
(e) MOTOR VEHICLE PARTS AND ACCESSORIES	85	0	0.00
(f) BICYCLES	86	0	0.00
(g) FROM BUILDING (except c and h)	87	5	1,135.00
(h) FROM ANY COIN-OPERATED MACHINES (parking meters, etc.)	88	0	0.00
(i) ALL OTHER	89	7	510.00
TOTAL LARCENIES (Same as Item 6)	80	18	\$ 4,565.00
7X. MOTOR VEHICLES RECOVERED			
(a) STOLEN LOCALLY AND RECOVERED LOCALLY	91	0	
(b) STOLEN LOCALLY AND RECOVERED BY OTHER JURISDICTIONS	92	2	
(c) TOTAL LOCALLY STOLEN MOTOR VEHICLES RECOVERED (a & b)	93	2	
(d) STOLEN IN OTHER JURISDICTIONS AND RECOVERED LOCALLY	90	4	

SUPPLEMENT TO RETURN A
MONTHLY RETURN OF OFFENSES KNOWN TO THE POLICE

1-706 (Rev 8-30-94)
Form Approved
OMB No 1110-0007

This report is authorized by law, Title 28, Section 534, U. S. Code. While you are not required to respond, your cooperation in submitting this report with the Return A will assist the FBI in compiling comprehensive, accurate figures on a timely basis.

This form deals with the nature of crime and the monetary value of property stolen and recovered. The total offenses recorded on the form should be the same as the number of actual offenses listed in Column 4 of the Return A for each crime class. Include attempted crimes on this form, but do not include unfounded offenses. If you cannot complete the report in all areas, please record as much information as is available. Tally sheets will be sent upon request.

PROPERTY BY TYPE AND VALUE

Type of Property (1)	Data Entry	Monetary Value of Property Stolen in Your Jurisdiction	
		Stolen (2)	Recovered (3)
(A) Currency, Notes, Etc.	01	\$ 1,732.00	0.00
(B) Jewelry and Precious Metals	02	0.00	0.00
(C) Clothing and Furs	03	3.00	0.00
(D) Locally Stolen Motor Vehicles	04	90,768.00	2.00
(E) Office Equipment	05	0.00	0.00
(F) Televisions, Radios, Stereos, Etc.	06	1,100.00	0.00
(G) Firearms	07	1,100.00	0.00
(H) Household Goods	08	0.00	0.00
(I) Consumable Goods	09	0.00	0.00
(J) Livestock	10	0.00	0.00
(K) Miscellaneous	11	630.00	0.00
TOTAL	00	\$ 95,333.00	\$ 2.00

The total of this column should agree with the Grand Total (DATA ENTRY 77) shown on page 2.

Include in this column all property recovered even though stolen in prior months. The above is an accounting for only that property stolen in your jurisdiction. This will include property recovered for you by other jurisdictions, but not property you recover for them.

OCTOBER 12, 2016

DATE

G. Price (18)

LIEUTENANT

PREPARED BY

A. J. Turner

TITLE

CHIEF

CHIEF, COMMISSIONER, SHERIFF OR SUPERINTENDENT

SEPTEMBER 2016

Month and Year of Report

GA 060240X

Agency Identifier

ATLANTA AIRPORT POLICE - GEORGIA

Agency and State

ATLANTA AIRPORT POLICE
AGE, SEX, AND RACE OF PERSONS ARRESTED
16 YEARS OF AGE AND UNDER

MONTH SEPTEMBER

YEAR 2016

CLASSIFICATION OF OFFENSES	SEX	AGE						TOTAL	RACE					ETHNIC		
		09	1012	1314	15	16	White		Black	Native Amer.	Asian/Pacific	Whi Hispanic	Blck Hispanic			
Murder/Nonnegligent Manslaughter	M						0									
	F						0									
Manslaughter by Negligence	M						0									
	F						0									
Forcible Rape	M						0									
	F						0									
Robbery	M						0									
	F						0									
Aggravated Assault	M						0									
	F						0									
Burglary- Breaking or Entering	M						0									
	F						0									
Larceny - Theft (except Motor Vehicle Theft)	M						0									
	F						0									
Motor Vehicle Theft	M						0									
	F						0									
Other Assaults	M						0									
	F						0									
Arson	M						0									
	F						0									
Forgery and Counterfeiting	M						0									
	F						0									
Fraud	M						0									
	F						0									
Embezzlement	M						0									
	F						0									
Stolen Property: Buying, Receiving, Possessing	M						0									
	F						0									
Vandalism	M						0									
	F						0									
Weapons	M						0									
	F						0									
Prostitution and Commercialized Vice	M						0									
	F						0									

ATLANTA AIRPORT POLICE
AGE, SEX, AND RACE OF PERSONS ARRESTED
16 YEARS OF AGE AND UNDER

MONTH SEPTEMBER

YEAR 2016

CLASSIFICATION OF OFFENSES	SEX	AGE						TOTAL	RACE				ETHNIC					
		0 9		10 12		13 14			15		16		White	Black	Native Amer.	Asian/Pacific	Whi. Hispanic	Blck Hispanic
17 Sex Offenses (except Rape and Prostitution)	M																	
	F																	
18 Drug Abuse Violations	M	0	0	0	0	0	0	0	0	0	0	0	0	0	0	0	0	
	F	0	0	0	0	0	0	0	0	0	0	0	0	0	0	0	0	
180 (1) Sale/Manufacturing Subtotal	M	0	0	0	0	0	0	0	0	0	0	0	0	0	0	0	0	
	F	0	0	0	0	0	0	0	0	0	0	0	0	0	0	0	0	
a Opium or Cocaine and their Derivatives	M																	
	F																	
b Marijuana	M																	
	F																	
c Synthetic Narcotics	M																	
	F																	
d Other Dangerous Non-Narcotic Drugs	M																	
	F																	
185 (2) Possession Subtotal	M	0	0	0	0	0	0	0	0	0	0	0	0	0	0	0	0	
	F	0	0	0	0	0	0	0	0	0	0	0	0	0	0	0	0	
e Opium or Cocaine and their Derivatives	M																	
	F																	
f Marijuana	M																	
	F																	
g Synthetic Narcotics	M																	
	F																	
h Other Dangerous Non-Narcotic Drugs	M																	
	F																	
19 Gambling Total	M	0	0	0	0	0	0	0	0	0	0	0	0	0	0	0	0	
	F	0	0	0	0	0	0	0	0	0	0	0	0	0	0	0	0	
a Bookmaking	M																	
	F																	
b Numbers and Lottery	M																	
	F																	
c All Other Gambling	M																	
	F																	
20 Offenses Against Family and Children	M																	
	F																	

ATLANTA AIRPORT POLICE
AGE, SEX, AND RACE OF PERSONS ARRESTED
16 YEARS OF AGE AND UNDER

MONTH SEPTEMBER

YEAR 2016

CLASSIFICATION OF OFFENSES	SEX	AGE						RACE				ETHNIC					
		0 9	10 12	13 14	15	16	TOTAL	White	Black	Native Amer.	Asian/Pacific	Whi. Hispanic	Blck Hispanic				
Driving Under the Influence	M						0										
	F						0										
Liquor Laws	M						0										
	F						0										
Drunkenness	M						0										
	F						0										
Disorderly Conduct	M						0										
	F						0										
Vagrancy	M						0										
	F						0										
All Other Offenses (except Traffic)	M						0										
	F						0										
Suspicion	M						0										
	F						0										
Curfew and Loitering	M						0										
	F						0										
Run-Aways	M						0										
	F						0										
Total		0	0	0	0	0	0	0	0	0	0	0	0	0	0	0	0

SEPTEMBER 2016

Month and Year of Report

GA 060240X

Agency Identifier

OCTOBER 12, 2016

Date

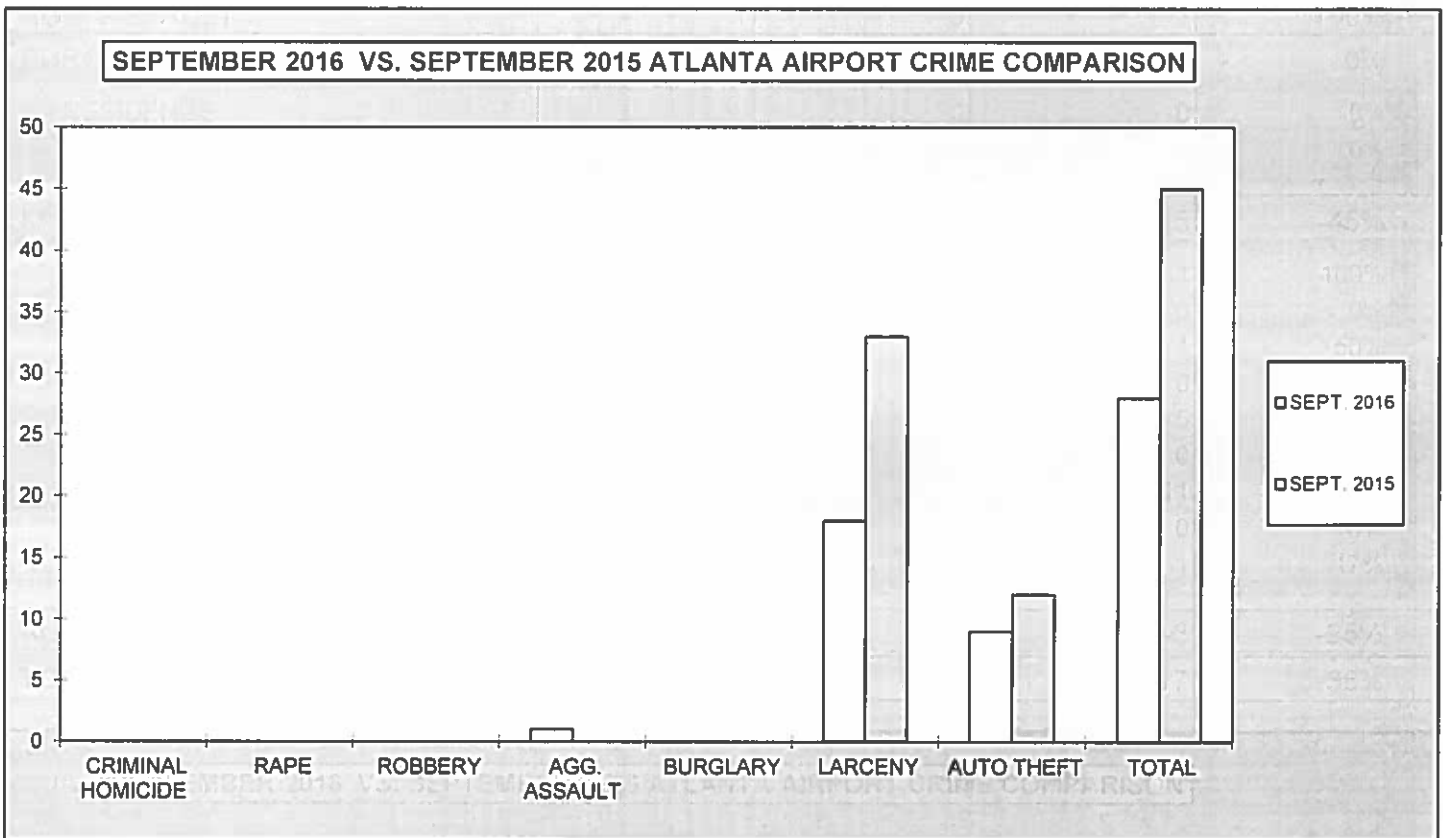
U. Powell
Prepared By LIEUTENANT

A. J. [Signature]
Chief, Commissioner, Sheriff or Superintendent CHIEF

ATLANTA AIRPORT POLICE - GEORGIA
Agency and State

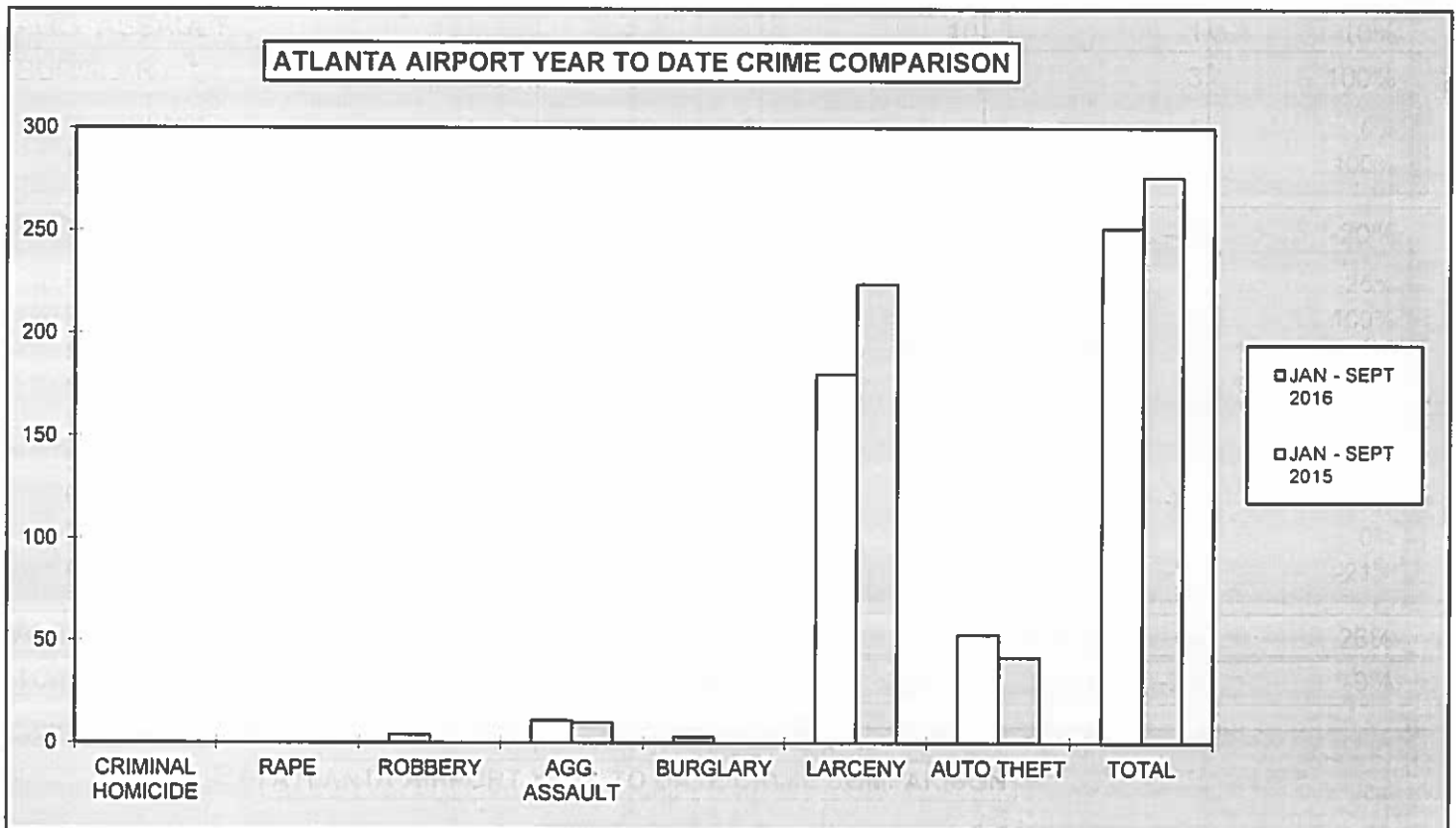
2016
ATLANTA AIRPORT
MONTHLY CRIME COMPARISON

CRIME	SEPT. 2016	SEPT. 2015	# DIFFERENCE	% DIFFERENCE
CRIMINAL HOMICIDE	0	0	0	0%
RAPE	0	0	0	0%
ROBBERY	0	0	0	0%
AGG. ASSAULT	1	0	1	100%
BURGLARY	0	0	0	0%
RESIDENCE	0	0	0	0%
NON-RESIDENCE	0	0	0	0%
LARCENY	18	33	-15	-45%
POCKETPICKING	1	0	1	100%
PURSE SNATCHING	0	0	0	0%
SHOPLIFTING	1	2	-1	-50%
FROM MOTOR VEHICLES	4	4	0	0%
MOTOR VEH. PARTS/ACCESSORIES	0	5	-5	-100%
BICYCLES	0	0	0	0%
FROM BUILDINGS	5	16	-11	-69%
FROM COIN OPERATED MACHINES	0	0	0	0%
ALL OTHER	7	6	1	17%
AUTO THEFT	9	12	-3	-25%
TOTAL	28	45	-17	-38%



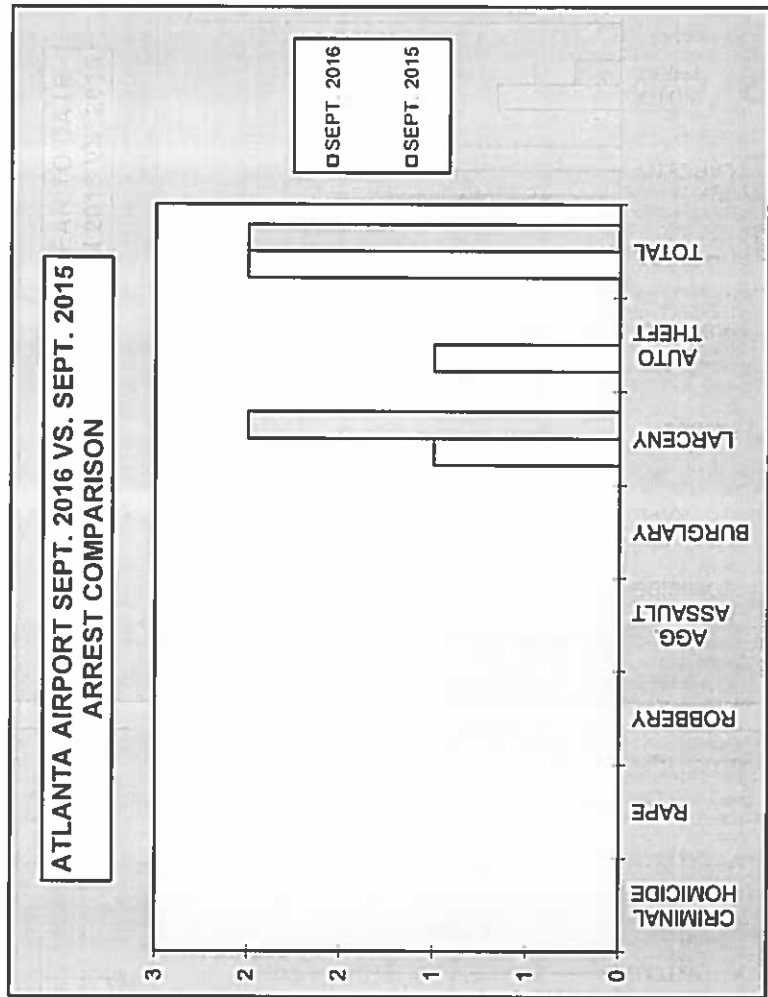
**2016
ATLANTA AIRPORT
YEAR TO DATE CRIME COMPARISON**

FIRST 9 MONTHS				
CRIME	JAN - SEPT 2016	JAN - SEPT 2015	# DIFFERENCE	% DIFFERENCE
CRIMINAL HOMICIDE	0	0	0	0%
RAPE	0	0	0	0%
ROBBERY	4	0	4	100%
AGG. ASSAULT	11	10	1	10%
BURGLARY	3	0	3	100%
RESIDENCE	0	0	0	0%
NON-RESIDENCE	3	0	3	100%
LARCENY	180	224	-44	-20%
POCKETPICKING	3	4	-1	-25%
PURSE SNATCHING	6	0	6	100%
SHOPLIFTING	8	12	-4	-33%
FROM MOTOR VEHICLES	25	33	-8	-24%
MOTOR VEH. PARTS/ACCESSORIES	17	8	9	113%
BICYCLES	0	2	-2	-100%
FROM BUILDINGS	52	78	-26	-33%
FROM COIN OPERATED MACHINES	0	0	0	0%
ALL OTHER	69	87	-18	-21%
AUTO THEFT	53	42	11	26%
TOTAL	251	276	-25	-9%

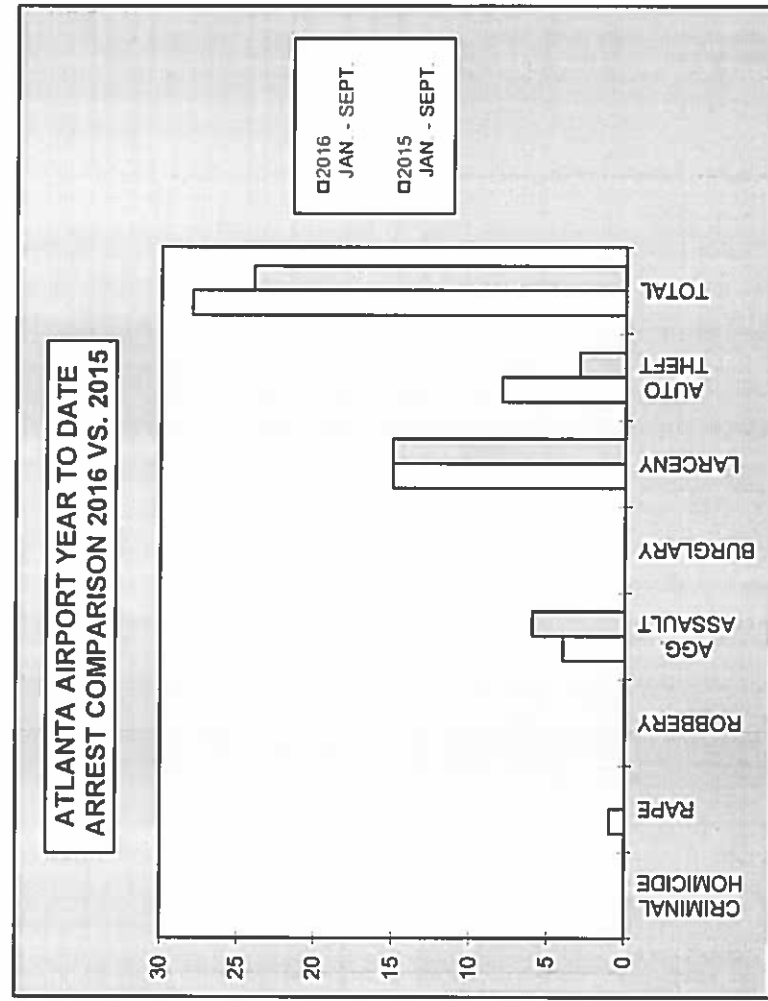


**2016
ATLANTA AIRPORT
ARREST COMPARISON**

SEPTEMBER ARREST COMPARISON				
CRIME	SEPT. 2016	SEPT. 2015	# DIFFERENCE	% DIFFERENCE
CRIMINAL HOMICIDE	0	0	0	0%
RAPE	0	0	0	0%
ROBBERY	0	0	0	0%
AGG. ASSAULT	0	0	0	0%
BURGLARY	0	0	0	0%
LARCENY	1	2	-1	-50%
AUTO THEFT	1	0	1	100%
TOTAL	2	2	0	0%



FIRST 9 MONTHS ARREST COMPARISON				
CRIME	2016 JAN. - SEPT.	2015 JAN. - SEPT.	# DIFFERENCE	% DIFFERENCE
CRIMINAL HOMICIDE	0	0	0	0%
RAPE	1	0	1	100%
ROBBERY	0	0	0	0%
AGG. ASSAULT	4	6	-2	-33%
BURGLARY	0	0	0	0%
LARCENY	15	15	0	0%
AUTO THEFT	8	3	5	167%
TOTAL	28	24	4	17%



**2016
ATLANTA AIRPORT
CLEAR-UP RATE**

CRIME	ATLANTA AIRPORT SEPT. 2016 CLEAR-UP RATE	ATLANTA AIRPORT SEPT. 2015 CLEAR-UP RATE
CRIMINAL HOMICIDE	0%	0%
RAPE	0%	0%
ROBBERY	0%	0%
AGG. ASSAULT	0%	0%
BURGLARY	0%	0%
LARCENY	6%	0%
AUTO THEFT	11%	0%

