

**FBI**

**UNIFORM CRIME REPORTING**

**ATLANTA POLICE DEPARTMENT**

**226 PEACHTREE STREET, SW**

**ATLANTA, GEORGIA 30303**



**JANUARY 2015**

**SUPPORT SERVICES DIVISION  
INFORMATION SERVICES SECTION**

# TABLE OF CONTENTS

	Page
U. C. R. COMPARATIVE CRIME REPORT -----	1
RETURN A - MONTHLY RETURN OF OFFENSES KNOWN TO THE POLICE -----	2
PROPERTY STOLEN BY CLASSIFICATION -----	3
	3a
LAW ENFORCEMENT OFFICERS KILLED OR ASSAULTED -----	4
MONTHLY RETURN OF ARSON OFFENSES KNOWN TO LAW ENFORCEMENT -----	5
POLICE DISPOSITION OF JUVENILES -----	6
SUPPLEMENTARY HOMICIDE REPORT -----	7
SEX AND RACE OF PERSONS ARRESTED -----	8
	8a-8e
HOMICIDE COMPARISON REPORT -----	9
HOMICIDE BREAKDOWN REPORT -----	10
SEVEN MAJOR CRIMES - MONTHLY CRIME COMPARISON -----	11
SEVEN MAJOR CRIMES ARREST MONTHLY AND YEAR TO DATE COMPARISON -----	12
CRIMES AGAINST PERSONS MONTHLY AND YEAR TO DATE COMPARISON -----	13
CRIMES AGAINST PROPERTY MONTHLY AND YEAR TO DATE COMPARISON -----	14
CRIMES AGAINST PERSONS & PROPERTY MONTHLY COMPARISON BY ZONES -----	15
SEVEN MAJOR CRIMES MONTHLY CRIME COMPARISON BY ZONES -----	16
SEVEN MAJOR CRIMES - MONTHLY CRIME COMPARISON - ZONE 1 -----	17
SEVEN MAJOR CRIMES - MONTHLY CRIME COMPARISON - ZONE 2 -----	18
SEVEN MAJOR CRIMES - MONTHLY CRIME COMPARISON - ZONE 3 -----	19
SEVEN MAJOR CRIMES - MONTHLY CRIME COMPARISON - ZONE 4 -----	20
SEVEN MAJOR CRIMES - MONTHLY CRIME COMPARISON - ZONE 5 -----	21
SEVEN MAJOR CRIMES - MONTHLY CRIME COMPARISON - ZONE 6 -----	22
CLEAR-UP RATE COMPARISON -----	23
<b>ATLANTA AIRPORT -----</b>	<b>24</b>
RETURN A - MONTHLY RETURN OF OFFENSES KNOWN TO THE POLICE -----	25
PROPERTY STOLEN BY CLASSIFICATION -----	26
	26a
LAW ENFORCEMENT OFFICERS KILLED OR ASSAULTED -----	27
SEX AND RACE OF PERSONS ARRESTED -----	28
	28a-28e
SEVEN MAJOR CRIMES - MONTHLY CRIME COMPARISON -----	29
SEVEN MAJOR CRIMES ARREST MONTHLY AND YEAR TO DATE COMPARISON -----	30
CLEAR-UP RATE COMPARISON -----	31

**JANUARY 2015**  
**U.C.R. COMPARATIVE CRIME REPORT**  
**SUPPORT SERVICES DIVISION**  
**INFORMATION SERVICES SECTION**

	JANUARY 2015		JANUARY 2014		COMPARATIVE ACTUAL	% CHANGE ACTUAL	COMPARATIVE CLEARED	% CHANGE CLEARED
MURDER	6	5	6	5	0	0%	0	0%
RAPE	16	8	13	3	3	23%	5	167%
ROBBERY	178	35	165	33	13	8%	2	6%
AGG. ASSAULT	216	117	205	100	11	5%	17	17%
BURGLARY - RESIDENCE	348		412		-64	-16%		
BURGLARY - NON-RESIDENCE	68	39	94	47	-26	-28%	-8	-17%
LARCENY - \$200 AND OVER	294		306		-12	-4%		
LARCENY - \$50 TO \$199	74	264	78	192	-4	-5%	72	38%
LARCENY - UNDER \$50	1,008		797		211	26%		
AUTO THEFT	361	19	341	19	20	6%	0	0%
<b>TOTAL</b>	<b>2,569</b>		<b>2,417</b>		<b>152</b>	<b>6%</b>		
AUTOS RECOVERED	52		131		-79	-60%		

	2015 JANUARY - JANUARY		2014 JANUARY - JANUARY		COMPARATIVE ACTUAL	% CHANGE ACTUAL	COMPARATIVE CLEARED	% CHANGE CLEARED
MURDER	6	5	6	5	0	0%	0	0%
RAPE	16	8	13	3	3	23%	5	167%
ROBBERY	178	35	165	33	13	8%	2	6%
AGG. ASSAULT	216	117	205	100	11	5%	17	17%
BURGLARY - RESIDENCE	348		412		-64	-16%		
BURGLARY - NON-RESIDENCE	68	39	94	47	-26	-28%	-8	-17%
LARCENY - \$200 AND OVER	294		306		-12	-4%		
LARCENY - \$50 TO \$199	74	264	78	192	-4	-5%	72	38%
LARCENY - UNDER \$50	1,008		797		211	26%		
AUTO THEFT	361	19	341	19	20	6%	0	0%
<b>TOTAL</b>	<b>2,569</b>		<b>2,417</b>		<b>152</b>	<b>6%</b>		
AUTOS RECOVERED	52		131		-79	-60%		

**RETURN A - MONTHLY RETURN OF OFFENSES KNOWN TO THE POLICE**

This report is authorized by law Title 28, Section 534, U. S. Code. While you are not required to respond, your cooperation in forwarding this report by the 7th day after the close of the month to Uniform Crime Reports, Federal Bureau of Investigation, Washington, D. C. 20535, will assist in compiling comprehensive, accurate national crime figures on a timely basis.

1-720b (Rev. 8-30-84)  
OMB No. 1110-0001

1	2	3	4	5	6
CLASSIFICATION OF OFFENSES	OFFENSES REPORTED OR KNOWN TO POLICE (INCLUDE "UNFOUNDED" AND ATTEMPTS)	UNFOUNDED, I.E., FALSE OR BASELESS COMPLAINTS	NUMBER OF ACTUAL OFFENSES (COLUMN 2 MINUS COLUMN 3) INCLUDE ATTEMPTS	TOTAL OFFENSES CLEARED BY ARREST OR EXCEPTIONAL MEANS (INCLUDES COL. 6)	NUMBER OF CLEARANCES INVOLVING ONLY PERSONS UNDER 18 YEARS OF AGE
1. CRIMINAL HOMICIDE					
a. MURDER AND NONNEGLIGENT HOMICIDE	6	0	6	5	0
b. MANSLAUGHTER BY NEGLIGENCE					
2. FORCIBLE RAPE TOTAL	16	0	16	8	0
a. Rape by Force	14	0	14	8	0
b. Attempts to commit Forcible Rape	2	0	2	0	0
3. ROBBERY TOTAL	179	1	178	35	5
a. Firearm	104	1	103	19	3
b. Knife or Cutting Instrument	4	0	4	1	0
c. Other Dangerous Weapon	10	0	10	3	0
d. Strong-Arm (Hands, Fists, Feet, etc.)	61	0	61	12	2
4. ASSAULT TOTAL	611	8	603	381	14
a. Firearm	119	1	118	37	0
b. Knife or cutting instrument	25	0	25	22	2
c. Other Dangerous Weapon	53	2	51	42	1
d. Strong-Arm	22	0	22	16	0
e. Other Assaults - Simple, Not Aggravated	392	5	387	264	11
5. BURGLARY TOTAL	428	12	416	39	6
a. Forcible Entry	333	7	326	31	6
b. Unlawful Entry - No Force	60	2	58	6	0
c. Attempted Forcible Entry	35	3	32	2	0
6. LARCENY THEFT TOTAL (except Motor Vehicle Theft)	1,400	24	1,376	264	16
7. MOTOR VEHICLE THEFT TOTAL	376	15	361	19	6
a. Autos	344	14	330	17	6
b. Trucks and Buses	17	1	16	2	0
c. Other Vehicles	15	0	15	0	0
<b>GRAND TOTAL</b>	<b>3,016</b>	<b>60</b>	<b>2,956</b>	<b>751</b>	<b>47</b>

CHECKING ANY OF THE APPROPRIATE BLOCKS BELOW WILL ELIMINATE YOUR NEED TO SUBMIT REPORTS WHEN THE VALUES ARE ZERO. THIS WILL ALSO AID THE NATIONAL PROGRAM IN ITS QUALITY CONTROL EFFORTS.

NO SUPPLEMENTARY HOMICIDE REPORT SUBMITTED SINCE NO MURDERS, JUSTIFIABLE HOMICIDES, OR MANSLAUGHTER BY NEGLIGENCE OCCURRED IN THIS JURISDICTION DURING THE MONTH.

NO SUPPLEMENT TO RETURN A REPORT SINCE NO CRIME OFFENSES OR RECOVERY OF PROPERTY REPORTED DURING THE MONTH.

NO LAW ENFORCEMENT OFFICERS KILLED OR ASSAULTED REPORT SINCE NONE OF THE OFFICERS WERE ASSAULTED OR KILLED DURING THE MONTH.

NO AGE, SEX, AND RACE OF PERSONS ARRESTED UNDER 18 YEARS OF AGE REPORT SINCE NO ARRESTS OF PERSONS WITHIN THIS AGE GROUP.

NO AGE, SEX, AND RACE OF PERSONS ARRESTED 18 YEARS OF AGE AND OVER REPORT SINCE NO ARRESTS OF PERSONS WITHIN THIS AGE GROUP.

NO MONTHLY RETURN OF ARSON OFFENSES KNOWN TO LAW ENFORCEMENT REPORT SINCE NO ARSONS OCCURRED.

DO NOT USE THIS SPACE

	INITIALS
RECORDED	
EDITED	
ENTERED	
ADJUSTED	
CORRECTED	

\* TOTALS INCLUDE PREVIOUS OFFENSES

JANUARY 2015

Month and Year of Report

GAAPD 0000

Agency Identifier

FEBRUARY 23, 2015

Date

*Nail J. Klay*

LIEUTENANT

Prepared By

Title

*George W. ...*

CHIEF

Chief, Commissioner, Sheriff, or Superintendent

ATLANTA POLICE DEPARTMENT - GEORGIA

Agency and State

SSD/2-23-15

## PROPERTY STOLEN BY CLASSIFICATION

CLASSIFICATION	DATA ENTRY	Number of Actual Offenses (Column 4 Return A)	Monetary Value of Property Stolen
1. MURDER AND NONNEGLIGENT MANSLAUGHTER	12	6	\$ 0.00
2. FORCIBLE RAPE	20	16	\$ 0.00
3. ROBBERY			
(a) HIGHWAY (streets, alleys, etc.)	31	125	37,241.00
(b) COMMERCIAL HOUSE (except c, d, and f)	32	17	4,736.00
(c) GAS OR SERVICE STATION	33	1	1,850.00
(d) CONVENIENCE STORE	34	3	8,002.00
(e) RESIDENCE (anywhere on premises)	35	19	185,616.00
(f) BANK	36	2	106.00
(g) MISCELLANEOUS	37	11	1,544.00
<b>TOTAL ROBBERY</b>	<b>30</b>	<b>178</b>	<b>\$ 239,095.00</b>
5. BURGLARY - BREAKING OR ENTERING			
(a) RESIDENCE (dwelling)			
(1) NIGHT (6 p.m. - 6 a.m.)	51	102	35,941.00
(2) DAY (6 a.m. - 6 p.m.)	52	246	142,748.00
(3) UNKNOWN	53	0	0.00
(b) NON-RESIDENCE (store, office, etc.)			
(1) NIGHT (6 p.m. - 6 a.m.)	54	42	143,702.00
(2) DAY (6 a.m. - 6 p.m.)	55	26	5,437.00
(3) UNKNOWN	56	0	0.00
<b>TOTAL BURGLARY</b>	<b>50</b>	<b>416</b>	<b>\$ 327,828.00</b>
6. LARCENY - THEFT (Except Motor Vehicle Theft)			
(a) \$200 AND OVER	61	294	485,854.00
(b) \$50 TO \$200	62	74	8,049.00
(c) UNDER \$50	63	1,008	2,660.00
<b>TOTAL LARCENY (Same as Item 6X)</b>	<b>60</b>	<b>1,376</b>	<b>\$ 496,563.00</b>
7. MOTOR VEHICLE THEFT (Include Alleged Joy Ride)	70	361	\$ 306,606.00
<b>GRAND TOTAL - ALL ITEMS</b>	<b>77</b>	<b>1,743</b>	<b>\$ 1,370,092.00</b>
<u>ADDITIONAL ANALYSIS OF LARCENY AND MOTOR VEHICLE THEFT</u>			
6X. NATURE OF LARCENIES UNDER ITEM 6			
(a) POCKET-PICKING	81	6	813.00
(b) PURSE-SNATCHING	82	24	7,548.00
(c) SHOPLIFTING	83	239	27,283.00
(d) FROM MOTOR VEHICLES (except e)	84	696	231,432.00
(e) MOTOR VEHICLE PARTS AND ACCESSORIES	85	104	17,672.00
(f) BICYCLES	86	13	1,606.00
(g) FROM BUILDING (except c and h)	87	130	79,486.00
(h) FROM ANY COIN-OPERATED MACHINES (parking meters, etc.)	88	1	923.00
(i) ALL OTHER	89	163	129,800.00
<b>TOTAL LARCENIES (Same as Item 6)</b>	<b>80</b>	<b>1,376</b>	<b>\$ 496,563.00</b>
7X. MOTOR VEHICLES RECOVERED			
(a) STOLEN LOCALLY AND RECOVERED LOCALLY	91	49	
(b) STOLEN LOCALLY AND RECOVERED BY OTHER JURISDICTIONS	92	3	
(c) TOTAL LOCALLY STOLEN MOTOR VEHICLES RECOVERED (a & b)	93	52	
(d) STOLEN IN OTHER JURISDICTIONS AND RECOVERED LOCALLY	90	N/A	

SUPPLEMENT TO RETURN A  
MONTHLY RETURN OF OFFENSES KNOWN TO THE POLICE

1-706 (Rev.8-30-94)  
Form Approved  
OMB No. 1110-0007

This report is authorized by law, Title 28, Section 534, U. S. Code. While you are not required to respond, your cooperation in submitting this report with the Return A will assist the FBI in compiling comprehensive, accurate figures on a timely basis.

This form deals with the nature of crime and the monetary value of property stolen and recovered. The total offenses recorded on the form should be the same as the number of actual offenses listed in Column 4 of the Return A for each crime class. Include attempted crimes on this form, but do not include unfounded offenses. If you cannot complete the report in all areas, please record as much information as is available. Tally sheets will be sent upon request.

PROPERTY BY TYPE AND VALUE

Type of Property (1)	Data Entry	Monetary Value of Property Stolen in Your Jurisdiction	
		Stolen (2)	Recovered (3)
(A) Currency, Notes, Etc.	01	\$ 303,094.00	\$ 1.00
(B) Jewelry and Precious Metals	02	74,103.00	0.00
(C) Clothing and Furs	03	34,071.00	0.00
(D) Locally Stolen Motor Vehicles	04	306,606.00	1,041.00
(E) Office Equipment	05	7,136.00	0.00
(F) Televisions, Radios, Stereos, Etc.	06	226,707.00	1.00
(G) Firearms	07	12,257.00	0.00
(H) Household Goods	08	7,006.00	1.00
(I) Consumable Goods	09	913.00	0.00
(J) Livestock	10	0.00	0.00
(K) Miscellaneous	11	398,199.00	0.00
<b>TOTAL</b>	<b>00</b>	<b>\$ 1,370,092.00</b>	<b>\$ 1,044.00</b>

The total of this column should agree with the Grand Total (DATA ENTRY 77) shown on page 2.

Include in this column all property recovered even though stolen in prior months. The above is an accounting for only that property stolen in your jurisdiction. This will include property recovered for you by other jurisdictions, but not property you recover for them.

FEBRUARY 23, 2015

DATE

*Near J Klog*

LIEUTENANT

PREPARED BY

TITLE

*George N. F...* CHIEF  
CHIEF, COMMISSIONER, SHERIFF OR SUPERINTENDENT

JANUARY 2015

Month and Year of Report

GAAPD 0000

Agency Identifier

ATLANTA POLICE DEPARTMENT - GEORGIA

Agency and State

**LAW ENFORCEMENT OFFICERS KILLED OR ASSAULTED**

It is requested this report be completed and transmitted with monthly crime reports to: Director, Federal Bureau of Investigation, Uniform Crime Reports, Washington, D. C. 20535. This form should be used to report the number of your officers who were assaulted or killed in the line of duty during the month. Additional information concerning officers killed will be requested by a separate questionnaire.

<b>OFFICERS KILLED</b>	
Number of your law enforcement officers killed in the line of duty this month.	By felonious act <u>0</u>
	By accident or negligence <u>0</u>

**Officers Assaulted (Do not include officers killed) - See other side for instructions.**

Type of Activity	Total Assaults by Weapon A	Type of Weapon				Two-Officer Vehicle F	Type of Assignment						Police Assaults Cleared M
		Firearm B	Knife or Other Cutting Instrument C	Other Other Dangerous Weapon D	Hands, Fists, Feet, etc. E		One-Officer Vehicle		Detective or Special Assign.		Other		
							Alone G	As-sisted H	Alone I	As-sisted J	Alone K	As-sisted L	
1. Responding to "Disturbance" calls (family quarrels, man with gun, etc.)	0												
2. Burglaries in progress or pursuing burglary suspects	0												
3. Robberies in progress or pursuing robbery suspects	0												
4. Attempting other arrests	0												
5. Civil disorder (riot, mass disobedience)	0												
6. Handling, transporting, custody of prisoners	7				7		6				1		7
7. Investigating suspicious persons or circumstances	1			1			1						1
8. Ambush - no warning	0												
9. Mentally deranged	2				2		2						2
10. Traffic pursuits and stops	1	1					1						1
11. All Other	1	1					1						1
<b>12. TOTAL (1-11)</b>	<b>12</b>	<b>2</b>	<b>0</b>	<b>1</b>	<b>9</b>	<b>0</b>	<b>10</b>	<b>0</b>	<b>0</b>	<b>1</b>	<b>0</b>	<b>12</b>	
13. Number with personal injury	1	1											
14. Number without personal injury	11	1		1	9								
15. Time of assaults													
	AM	1	1		2								
	PM		2	2	3	1							

<b>DO NOT WRITE HERE</b>	
Recorded	Initials
Edited	
Punched	
Verified	
Adjusted	
DOJ/FBI	

12:01 2:00 4:00 6:00 8:00 10:00 12:00

JANUARY 2015  
Month and Year  
GAAPD 0000  
Agency Identifier  
ATLANTA POLICE DEPARTMENT  
Agency  
GEORGIA  
State

*Nail J. Klon*  
Prepared By  
LIEUTENANT  
Title  
*[Signature]*  
CHIEF  
Chief, Sheriff, Commissioner, Superintendent

MONTHLY RETURN OF ARSON OFFENSES KNOWN TO LAW ENFORCEMENT

DO-73 (2-11-82)  
Form Approved  
OMB No. 1110-0008

This report is authorized by law Title 28, Section 534, United States Code, and the enactment of the fiscal year 1979, Department of Justice Authorization Bill S. 3151. While you are not required to respond, your cooperation in using this form to report all incidents of arson which become known to your department during the month will assist the FBI in compiling comprehensive, accurate data on a timely basis. Instructions appear on reverse side.

1 PROPERTY CLASSIFICATION	2 Offenses Reported or Known to Police (Include Unfounded and Attempts)	3 Unfounded, i.e. False or Baseless Complaints	4 Number of Actual Offenses (Column 2 Minus Column 3 (Include Attempts))	5 Total Offenses Cleared by Arrest or Exceptional Means (Include Column 6)	6 Number of Clearances Involving Only Persons Under 18 Years of Age	7 Offenses Where Structures Uninhabited, Abandoned, or not Normally in Use	8 Estimated Value of Property Damage
<b>S T R U C T U R A L</b>							
A. Single Occupancy Residential: Houses, Townhouses, Duplexes, etc.	15	13	2				\$ 60,000.
B. Other Residential: Apartments, Tenements, Flats, Hotels, Motels, Inns, Dormitories, Boarding Houses, etc.							\$
C. Storage: Barns, Garages, Warehouses, etc.							\$
D. Industrial/Manufacturing							\$
E. Other Commercial: Stores, Restaurants, Offices, etc.	2	2					\$
F. Community/Public: Churches, Jails, Schools, Colleges, Hospitals, etc.							\$
G. All Other Structure: Out Buildings, Monuments, Buildings Under Construction, etc.							\$
TOTAL STRUCTURE	17	15	2				\$ 60,000.
<b>M O B I L E</b>							
H. Motor Vehicles: Automobiles, Trucks, Buses, Motorcycles, etc.: UCR Definition	3	2	1				\$ 2,000.
I. Other Mobile Property: Trailers, Recreational Vehicles, Airplanes, Boats, etc.							\$
TOTAL MOBILE	3	2	1				\$ 2,000.
J. TOTAL OTHER Crops, Timber, Fences, Signs, etc.							\$
GRAND TOTAL	20	17	3				\$ 62,000.

Agency Identifier GAAPD 0000 Month JANUARY 2015  
 Agency ATLANTA POLICE DEPARTMENT State GEORGIA  
 Prepared by Nail S. Kooch LIEUTENANT  
[Signature] CHIEF  
 Chief, Commissioner, Sheriff, or Superintendent

DO NOT WRITE HERE				
Recorded				
Edited				
Entered				
Adjusted				
Corres.				



AGENCY IDENTIFIER GAAPD 0000 REPORTING PERIOD JANUARY 2015

AGENCY NAME ATLANTA POLICE DEPARTMENT

**POLICE DISPOSITION OF JUVENILES**

**-Not to include neglect or traffic cases-**

- 1. Handled within Department and released.  
(Warning, released to parents, etc.) \_\_\_\_\_
- 2. Referred to juvenile court or probation department. \_\_\_\_\_ 90
- 3. Referred to welfare agency. \_\_\_\_\_
- 4. Referred to other police agency. \_\_\_\_\_
- 5. Referred to criminal or adult court. \_\_\_\_\_
  
- TOTAL \_\_\_\_\_ 90

FEBRUARY 23, 2015  
DATE

Nail J. Klotz LIEUTENANT  
PREPARED BY TITLE

George M. Jones CHIEF  
APPROVED BY TITLE

GCIC USE ONLY

Recorded	_____
Reviewed	_____
Punched	_____
Verified	_____

RETURN TO  
Georgia Crime Information Center/Uniform Crime Reporting  
P. O. Box 1456  
Atlanta, Georgia 30301

Return on or before the 7th of the following month.

GCIC/UCR-012 (9/74)

SUPPLEMENTARY HOMICIDE REPORT

1-704 (Rev. 4-24-95)  
Form Approved  
OMB No. 1110-0002

This report is authorized by law Title 28, Section 534, United States Code. While you are not required to respond, your cooperation in using this form to list data pertaining to all homicides reported on your Return A will assist the FBI in compiling comprehensive, accurate data regarding this important classification on a timely basis.

1a. Murder and Nonnegligent Manslaughter

List below specific information for all offenses shown in item 1a of the monthly Return A. In addition, list all justifiable killings of felons by a citizen or by a peace officer in the line of duty. A brief explanation in the circumstances column regarding unfounded homicide offenses will aid the national Uniform Crime Reporting Program in editing the reports.

Incident	Victim **			Offender**			Data Code		Weapon Used (Handgun, Rifle, Shotgun, Club, Poison, etc.)	Relationship of Victim to Offender (Husband, Wife, Son, Father, Acquaintance, Neighbor, Stranger, etc.)	Circumstances (Victim shot by robber, robbery victim shot robber, killed by patron during barroom brawl, etc.)
	Age	Sex	Race	Age	Sex	Race	Do Not Write In These Spaces	Ethnicity			
	26	M	B						HANDGUN - 40 CAL.	UNKNOWN	OTHER
	27	M	B	19	M	B			KNIFE	ACQUAINTANCE	OTHER ARGUMENTS
	39	M	B	59	M	B			HANDGUN - 40 CAL.	ACQUAINTANCE	OTHER ARGUMENTS
	49	M	B	35	F	B			HANDGUN - 9 MM	BOYFRIEND	OTHER ARGUMENTS
	22	F	B	22	F	B			HANDGUN - 9 MM	HOMOSEXUAL RELATIONSHIP	OTHER - DOMESTIC
	19	M	B						HANDGUN	UNKNOWN	OTHER

\*\* - See reverse side for explanation

DO NOT WRITE HERE				
Recorded				
Edited				
Punched				
Verified				
Adjusted				

JANUARY 2015  
Month and Year

GAAPD 0000  
Agency Identifier

ATLANTA POLICE DEPARTMENT  
Agency

GEORGIA  
State

Prepared By: Neil J. Koss  
Title: LIEUTENANT

George R. J.  
Chief, Sheriff, Commissioner, Superintendent

**ATLANTA POLICE DEPARTMENT  
AGE, SEX, AND RACE OF PERSONS ARRESTED  
17 YEARS OF AGE AND OVER**

CLASSIFICATION OF OFFENSES	SEX	AGE OF PERSON ARRESTED																TOTAL	RACE				ETHNIC												
		17	18	19	20	21	22	23	24	29	30	34	35	39	40	44	45		49	50	54	55	59	60	64	65	UP	White	Black	Native Amer.	Asian/Pacific	Whi Hispanic	Blck Hispanic		
01a Murder/Nonnegligent Manslaughter	M		1					1	1													1					4								
	F					1																						2		6					
01b Manslaughter by Negligence	M																										0								
	F																										0								
02 Forcible Rape	M																1	1	1								3								
	F																										0								
03 Robbery	M	1	5	3	2	3						4	3	3								2				28									
	F			1		1						1	1													4				32					
04 Aggravated Assault	M		3	6			1	2	13	4	14	3	6	2	3	1						2	3	2	1	60									
	F	1	2	2			2	1	4		2	1	3	5											25		3	78							
05 Burglary- Breaking or Entering	M																								3		4	24							
	F	10	5	7	10	7	5	6	18	23	18	15	20	16	22	6									188		32	223							
06 Larceny - Theft (except Motor Vehicle Theft)	M	6	3	6	2	2	2	7	9	5	5	8	5	3	4										67										
	F	1																							5										
07 Motor Vehicle Theft	M	1																							3										
	F																								5										
08 Other Assaults	M	1	3	2	2	6	5	29	18	7	11	10	9	4	3	1									112										
	F	1	2	5	3	1	2	16	4	4	4	6	4	1											53		17	146		2					
09 Arson	M	1																							3										
	F																								1		1	3							
10 Forgery and Counterfeiting	M																								9										
	F																								6			15							
11 Fraud	M																								25										
	F																								14		6	33							
12 Embezzlement	M																								3										
	F																								1										
13 Stolen Property, Buying, Receiving, Possessing	M		1	4		2	4	2	6		1	2													25										
	F																								6		1	30							
14 Vandalism	M	2	1		1	1																			24										
	F		1																						9		5	28							
15 Weapons	M		3		1	2	4	4	5	5	7	1	1	1	2	2									38		1	40							
	F																								4										



ATLANTA POLICE DEPARTMENT  
AGE, SEX, AND RACE OF PERSONS ARRESTED  
17 YEARS OF AGE AND OVER

MONTH JANUARY  
YEAR 2015

CLASSIFICATION OF OFFENSES	SEX	AGE OF PERSON ARRESTED											TOTAL	RACE				ETHNIC																				
		17	18	19	20	21	22	23	24	30	35	40		45	50	55	60	65	UP	White	Black	Native Amer.	Asian/Pacific	Whi. Hispanic	Black Hispanic													
		29	34	39	44	49	54	59	64	69	74	79		84	89	94	99	04	09	14	19	24	29	34	39													
All Other Gambling	M										3			2	1											6												
	F																																				0	
Offenses Against Family And Children	M																																					
	F																						1															1
Driving Under the Influence	M					1	3	1	3	13	14	9	8	5	2	1	1	1	1	1	1	1	1	1	1	1	1	1	1	1	1	1	1	1	1	1	60	
	F	1	1							5	5	2	3	3	1	1	1	1	1	1	1	1	1	1	1	1	1	1	1	1	1	1	1	1	1	24		
Liquor Laws	M			1						3	4	11	4	14	17	28	29	13	2	12	16	122	1													127		
	F									2	2	1	1	2	1	1	2	1	1	1	1	1	1	1	1	1	1	1	1	1	1	1	1	1	1	12		
Drunkenness	M									3	9	7	6	6	11	6	5	1	1	1	55															55		
	F										1	2	1	2	2	1	1	1	1	10																10		
Disorderly Conduct	M	1	1	3	3	5	3	4	29	16	11	20	23	20	16	8	2	165																		165		
	F			1	2	2	3	3	15	3	6	3	7	3				50																		50		
Vagrancy	M								3	6	11	4	11	8	20	9	2	75																		75		
	F																	5																		5		
All Other Offenses (except Traffic)	M	5	1	5	1	2	5	7	37	26	29	25	29	35	38	7	258																		258			
	F	2	2	1	1	2	1	3	6	8	2	11	4	5	3		56																		56			
Suspicion	M																0																		0			
	F																0																		0			
<b>TOTAL</b>		35	38	57	58	58	66	81	363	259	190	189	202	208	169	66	33	2072	280	1784	1	7	0	0														

JANUARY 2015  
Month and Year of Report

GAAPD 0000  
Agency Identifier

FEBRUARY 23, 2015

Date

ATLANTA POLICE DEPARTMENT - GEORGIA  
Agency and State

Prepared By Neal S. King LIEUTENANT  
Title

George M. Lane CHIEF  
Chief, Commissioner, Sheriff, or Superintendent

ATLANTA POLICE DEPARTMENT  
 AGE, SEX, AND RACE OF PERSONS ARRESTED  
 16 YEARS OF AGE AND UNDER

MONTH JANUARY

YEAR 2015

CLASSIFICATION OF OFFENSES	SEX	AGE						RACE					ETHNIC			
		10-12		13-14		15-16		TOTAL	White	Black	Native Amer.	Asian/Pacific	Whi. Hispanic	Bk Hispanic		
		09	10	11	12	13	14	15	16	TOTAL	White	Black	Native Amer.	Asian/Pacific	Whi. Hispanic	Bk Hispanic
Murder/Nonnegligent Manslaughter	M															
	F															
Manslaughter by Negligence	M															
	F															
Forcible Rape	M															
	F															
Robbery	M					3		3								
	F						1	1				7				
Aggravated Assault	M															
	F															
Burglary- Breaking or Entering	M					4		1		2						
	F										1	6				
Larceny - Theft (except Motor Vehicle Theft)	M					7		7		5						
	F						1	3		4		23				
Motor Vehicle Theft	M					6		2		6		14				
	F							1		1		15				
Other Assaults	M					1		3		2		6				
	F					2		1		1		5				
Arson	M											0				
	F											0				
Forgery and Counterfeiting	M											0				
	F											0				
Fraud	M											0				
	F											0				
Embezzlement	M											0				
	F											0				
Stolen Property; Buying, Receiving, Possessing	M											0				
	F											0				
Vandalism	M					2		2		1		5				
	F											0			5	
Weapons	M					1				1		2				
	F											0			2	
Prostitution and Commercialized Vice	M											0				
	F											0				

ATLANTA POLICE DEPARTMENT  
 AGE, SEX, AND RACE OF PERSONS ARRESTED  
 16 YEARS OF AGE AND UNDER

MONTH JANUARY

YEAR 2015

CLASSIFICATION OF OFFENSES	SEX	AGE						TOTAL	RACE					ETHNIC			
		10-12		13-14		15-16			White	Black	Native Amer.	Asian/Pacific	Whi. Hispanic	Bk. Hispanic			
		09	10-12	13-14	15-16	TOTAL	White		Black	Native Amer.	Asian/Pacific	Whi. Hispanic	Bk. Hispanic				
17 Sex Offenses (except Rape and Prostitution)	M			2			2										
	F						0		2								
18 Drug Abuse Violations	M	0	1	0	0	0	1	0	4	0	0	0	0	0	0	0	0
	F	0	0	2	0	1	3	0	0	0	0	0	0	0	0	0	0
180 (1) Sale/Manufacturing Subtotal	M	0	1	0	0	0	1	0	2	0	0	0	0	0	0	0	0
	F	0	0	0	0	1	1	0	0	0	0	0	0	0	0	0	0
a Opium or Cocaine and their Derivatives	M						0										
	F				1		1		1								
b Marijuana	M						0										
	F						0										
c Synthetic Narcotics	M						0										
	F						0										
d Other Dangerous Non-Narcotic Drugs	M		1				1										
	F						0		1								
185 (2) Possession Subtotal	M	0	0	0	0	0	0	0	2	0	0	0	0	0	0	0	0
	F	0	0	2	0	0	2	0	0	0	0	0	0	0	0	0	0
e Opium or Cocaine and their Derivatives	M						0										
	F						0										
f Marijuana	M						0										
	F			2			2		2								
g Synthetic Narcotics	M						0										
	F						0										
h Other Dangerous Non-Narcotic Drugs	M						0										
	F						0										
19 Gambling Total	M	0	0	0	0	0	0	0	0	0	0	0	0	0	0	0	0
	F	0	0	0	0	0	0	0	0	0	0	0	0	0	0	0	0
a Bookmaking	M						0										
	F						0										
b Numbers and Lottery	M						0										
	F						0										
c All Other Gambling	M						0										
	F						0										
20 Offenses Against Family and Children	M						0										
	F						0										

ATLANTA POLICE DEPARTMENT  
 AGE, SEX, AND RACE OF PERSONS ARRESTED  
 16 YEARS OF AGE AND UNDER

MONTH JANUARY

YEAR 2015

CLASSIFICATION OF OFFENSES	SEX	AGE						RACE				ETHNIC							
		0 9		10 12		13 14		15		16		TOTAL	White	Black	Native Amer.	Asian/Pacific	Whi Hispanic	Black Hispanic	
Driving Under the Influence	M																		
	F																		
Liquor Laws	M																		
	F																		
Drunkenness	M																		
	F																		
Disorderly Conduct	M					2													
	F																		
Vagrancy	M																		
	F																		
All Other Offenses (except Traffic)	M					1													
	F																		
Suspicion	M																		
	F																		
Curfew and Loitering	M																		
	F																		
Run-Aways	M																		
	F																		
<b>Total</b>		0	5	31	21	33	90	1	89	0	0	0	0	0	0	0	0	0	0

JANUARY 2015  
 Month and Year of Report

GAAPD 0000  
 Agency Identifier

FEBRUARY 23, 2015  
 Date

Paul J. Wood  
 Prepared By  
 LIEUTENANT

[Signature]  
 CHIEF  
 Chief, Commissioner, Sheriff, or Superintendent

ATLANTA POLICE DEPARTMENT - GEORGIA  
 Agency and State



**UNIFORM CRIME REPORTING**

**LAW ENFORCEMENT  
OPERATIONS  
&  
MANAGEMENT**

**CRIME AREA COMPARISON**

**SUPPORT SERVICES DIVISION  
Information Services Section**

**JANUARY 2015  
JANUARY 2014**

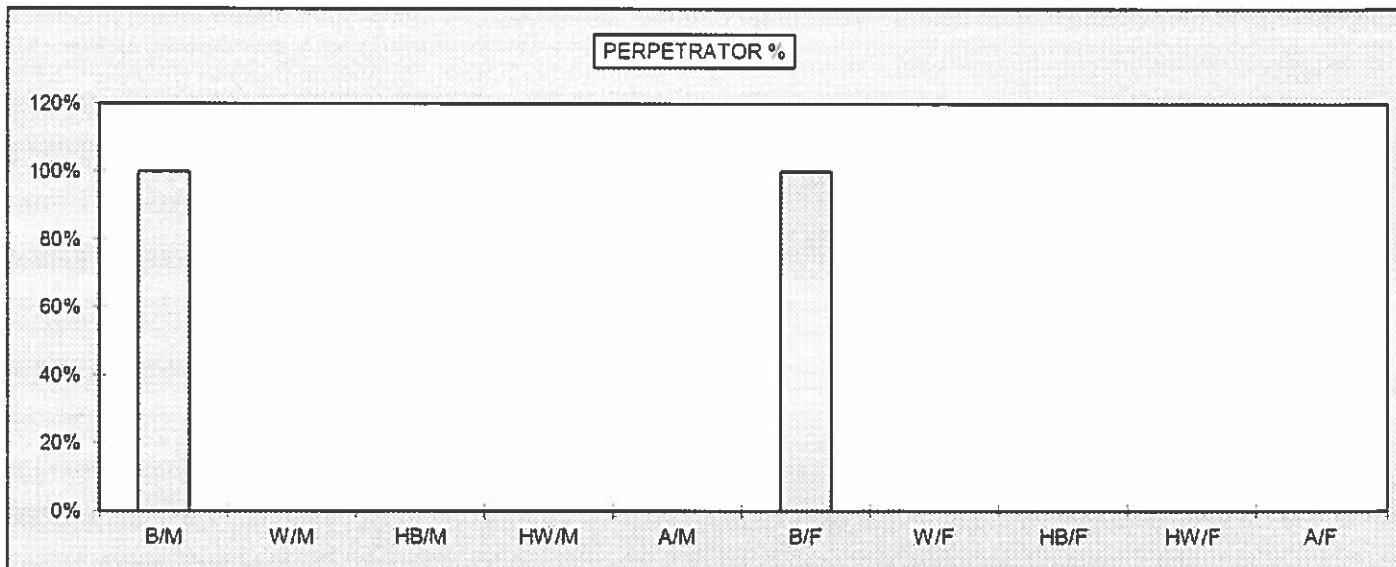
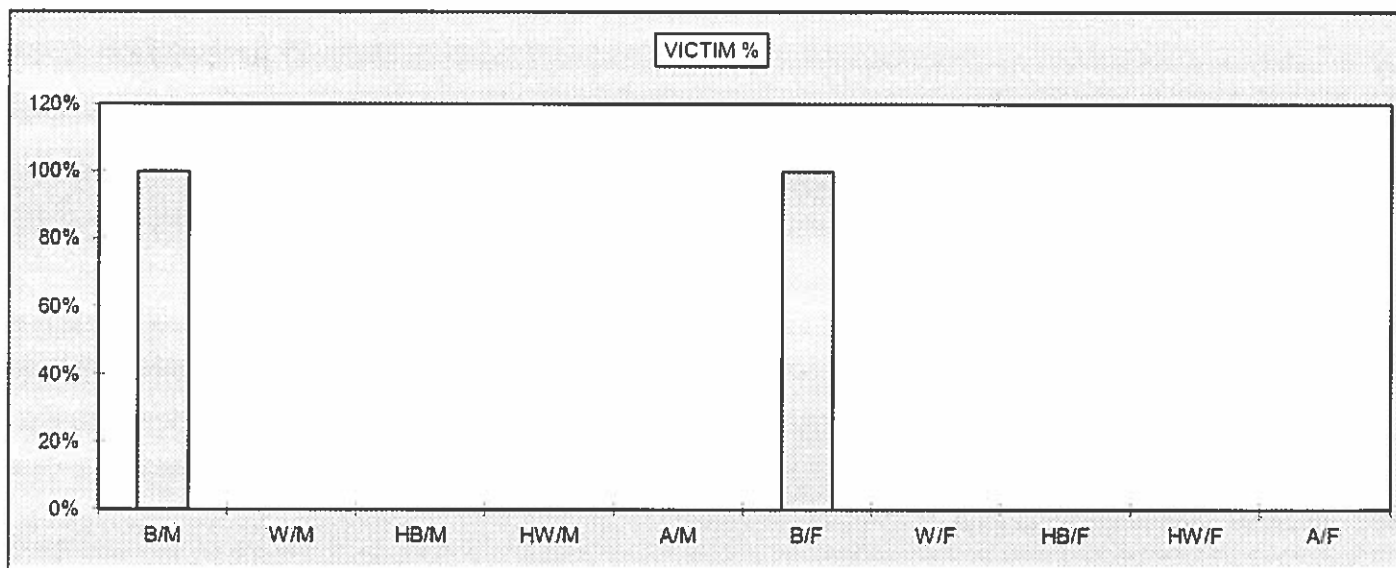
**2015  
JANUARY HOMICIDE COMPARISON  
BY RACE, SEX, AND ETHNIC ORIGIN**

	VICTIM	PERPETRATOR
B/M	5	2
W/M	0	0
HB/M	0	0
HW/M	0	0
A/M	0	0
<b>TOTAL MALES</b>	<b>5</b>	<b>2</b>
B/F	1	2
W/F	0	0
HB/F	0	0
HW/F	0	0
A/F	0	0
<b>TOTAL FEMALES</b>	<b>1</b>	<b>2</b>
<b>TOTAL</b>	<b>6</b>	<b>4</b>

	VICTIM %	PERPETRATOR %
B/M	100%	100%
W/M	0%	0%
HB/M	0%	0%
HW/M	0%	0%
A/M	0%	0%

B/F	100%	100%
W/F	0%	0%
HB/F	0%	0%
HW/F	0%	0%
A/F	0%	0%

**PERPETRATOR UNKNOWN FOR 2 HOMICIDES**

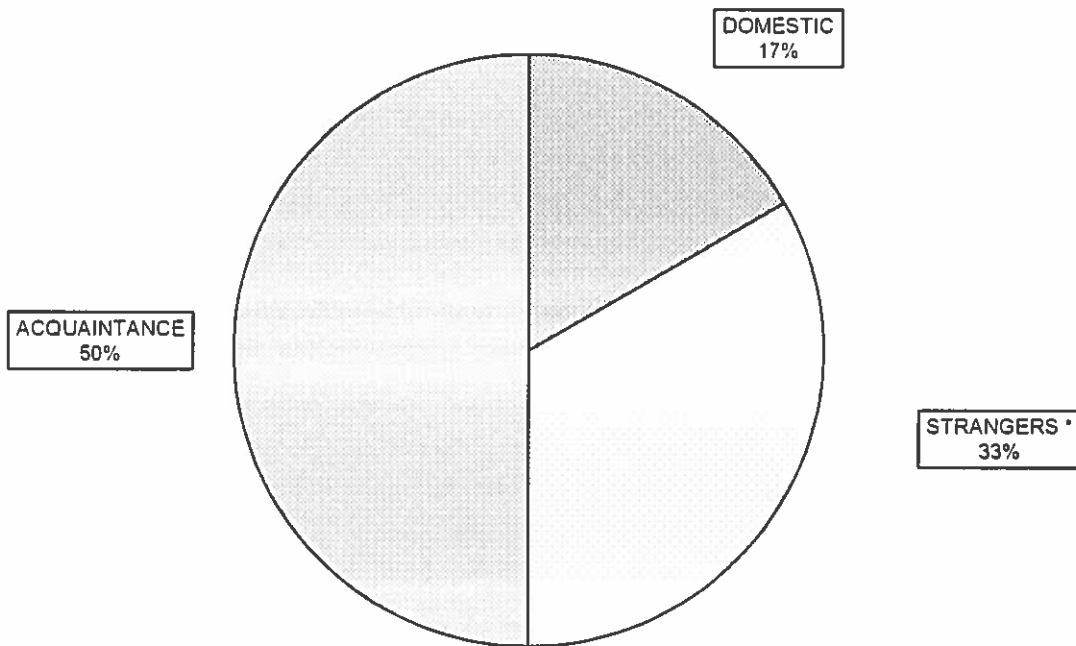


**2015  
HOMICIDE BREAKDOWN  
YEAR TO DATE**

**JANUARY**

MONTH	ACTUAL	DOMESTIC	%	STRANGERS *	%	ACQUAINTANCE	%
JANUARY	6	1	17%	2	33%	3	50%
FEBRUARY							
MARCH							
APRIL							
MAY							
JUNE							
JULY							
AUGUST							
SEPTEMBER							
OCTOBER							
NOVEMBER							
DECEMBER							
<b>TOTAL</b>	<b>6</b>	<b>1</b>	<b>17%</b>	<b>2</b>	<b>33%</b>	<b>3</b>	<b>50%</b>

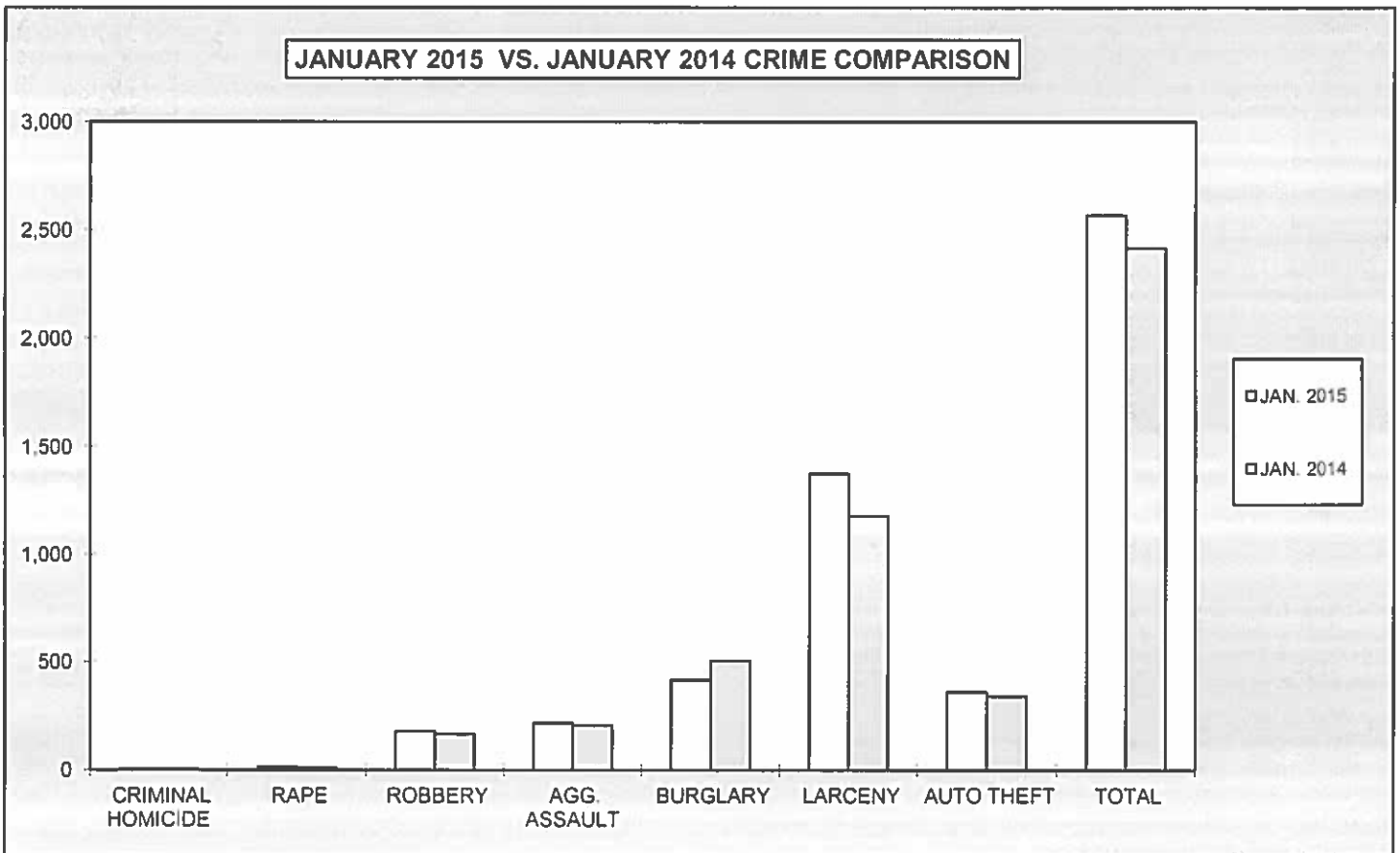
**HOMICIDE BREAKDOWN BY VICTIM/OFFENDER RELATIONSHIP**



\* UNKNOWN INCLUDED IN WITH STRANGERS

**2015  
MONTHLY CRIME COMPARISON**


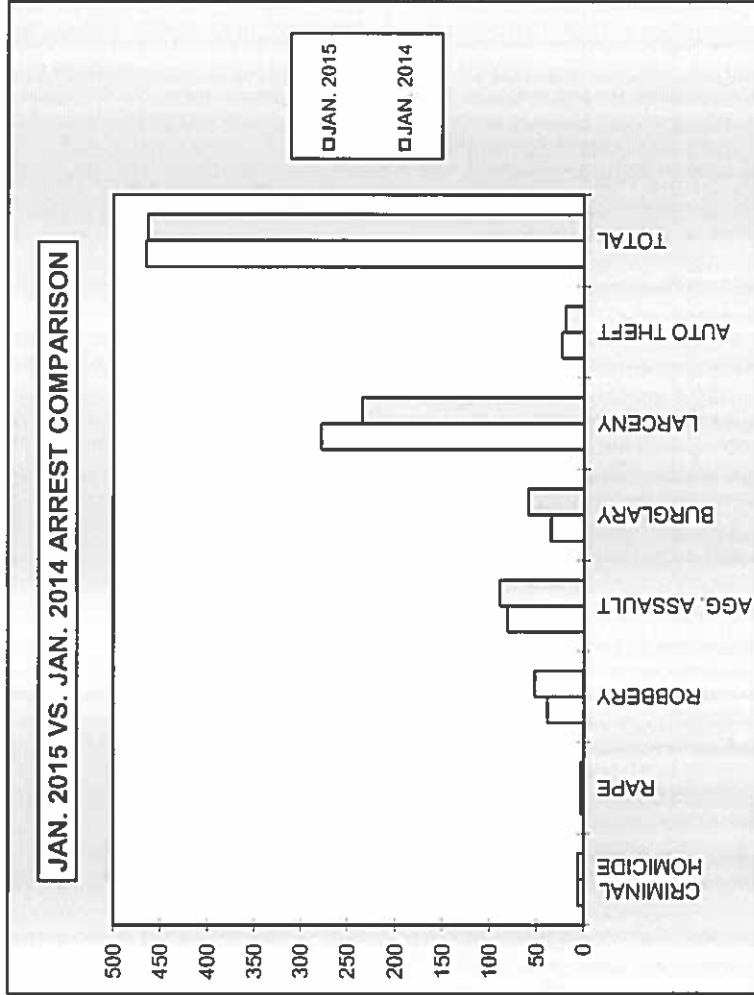
CRIME	JAN. 2015	JAN. 2014	# DIFFERENCE	% DIFFERENCE
CRIMINAL HOMICIDE	6	6	0	0%
RAPE	16	13	3	23%
ROBBERY	178	165	13	8%
AGG. ASSAULT	216	205	11	5%
BURGLARY	416	506	-90	-18%
RESIDENCE	348	412	-64	-16%
NON-RESIDENCE	68	94	-26	-28%
LARCENY	1,376	1,181	195	17%
POCKETPICKING	6	11	-5	-45%
PURSE SNATCHING	24	16	8	50%
SHOPLIFTING	239	210	29	14%
FROM MOTOR VEHICLES	696	592	104	18%
MOTOR VEH. PARTS/ACCESSORIES	104	68	36	53%
BICYCLES	13	12	1	8%
FROM BUILDINGS	130	128	2	2%
FROM COIN OPERATED MACHINES	1	1	0	0%
ALL OTHER	163	143	20	14%
AUTO THEFT	361	341	20	6%
<b>TOTAL</b>	<b>2,569</b>	<b>2,417</b>	<b>152</b>	<b>6%</b>



**2015  
ARREST COMPARISON**

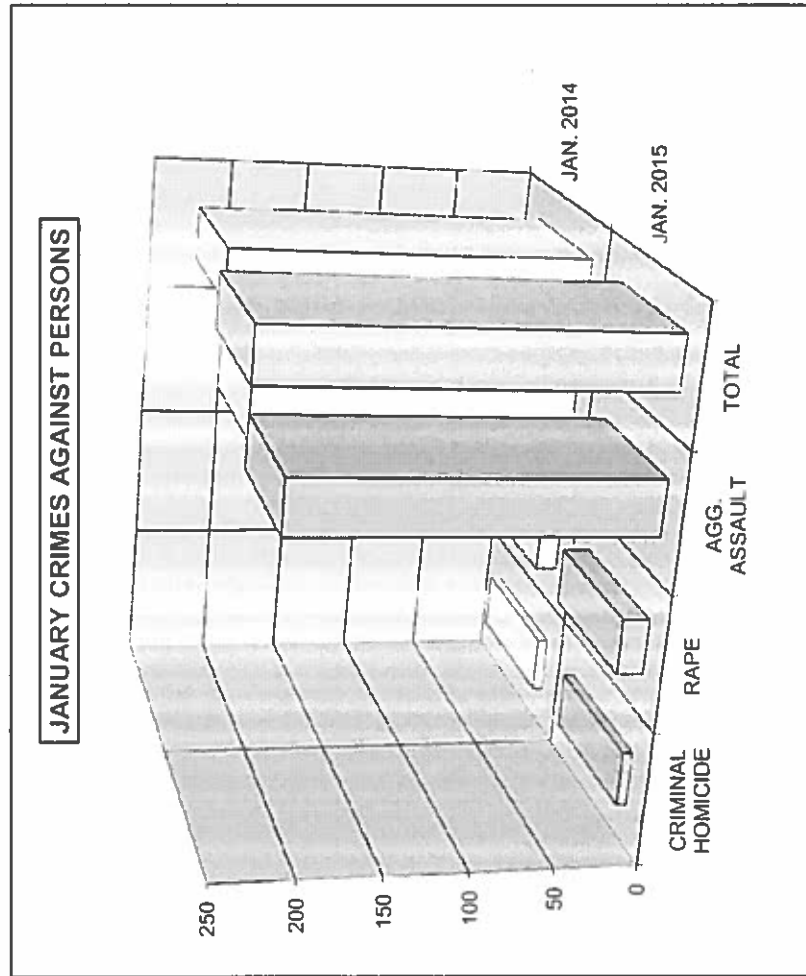
JANUARY ARREST COMPARISON					
CRIME	JAN. 2015	JAN. 2014	# DIFFERENCE	% DIFFERENCE	
CRIMINAL HOMICIDE	6	6	0	0%	
RAPE	3	3	0	0%	
ROBBERY	39	52	-13	-25%	
AGG. ASSAULT	81	89	-8	-9%	
BURGLARY	35	59	-24	-41%	
LARCENY	278	235	43	18%	
AUTO THEFT	23	19	4	21%	
<b>TOTAL</b>	<b>465</b>	<b>463</b>	<b>2</b>	<b>0%</b>	

FIRST MONTH ARREST COMPARISON					
CRIME	2015 JAN. - JAN.	2014 JAN. - JAN.	# DIFFERENCE	% DIFFERENCE	
CRIMINAL HOMICIDE	6	6	0	0%	
RAPE	3	3	0	0%	
ROBBERY	39	52	-13	-25%	
AGG. ASSAULT	81	89	-8	-9%	
BURGLARY	35	59	-24	-41%	
LARCENY	278	235	43	18%	
AUTO THEFT	23	19	4	21%	
<b>TOTAL</b>	<b>465</b>	<b>463</b>	<b>2</b>	<b>0%</b>	

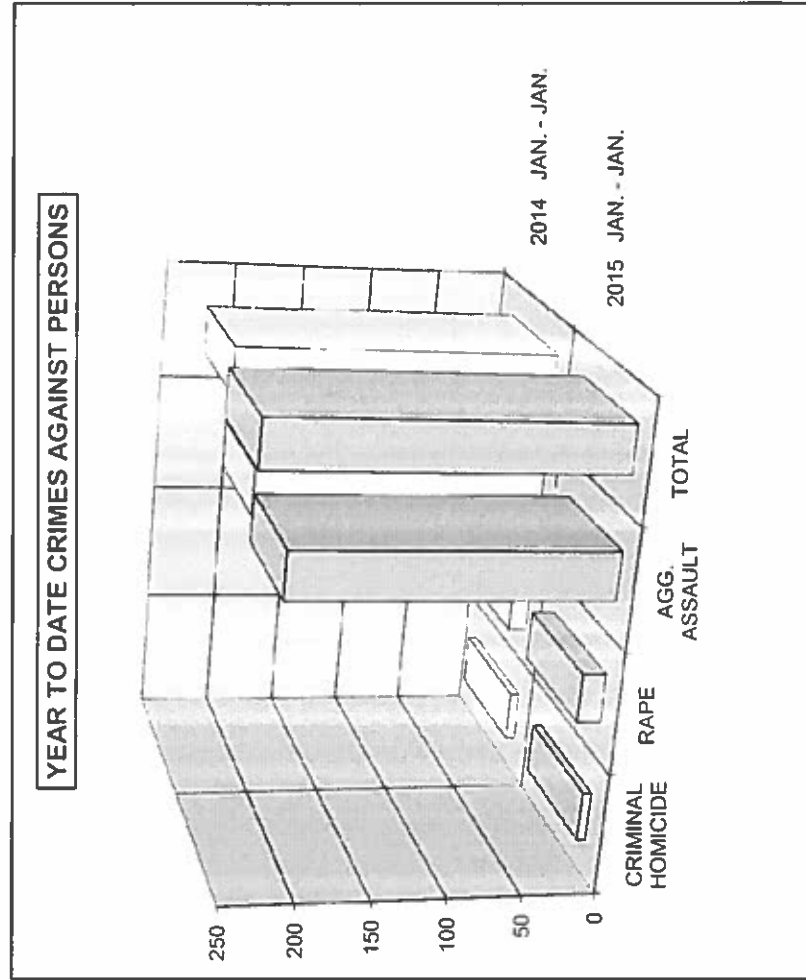


**2015  
CRIME COMPARISON  
CRIMES AGAINST PERSONS**

JANUARY					
CRIME	JAN. 2015	JAN. 2014	# DIFFERENCE	% DIFFERENCE	
CRIMINAL HOMICIDE	6	6	0	0%	
RAPE	16	13	3	23%	
AGG. ASSAULT	216	205	11	5%	
<b>TOTAL</b>	<b>238</b>	<b>224</b>	<b>14</b>	<b>6%</b>	



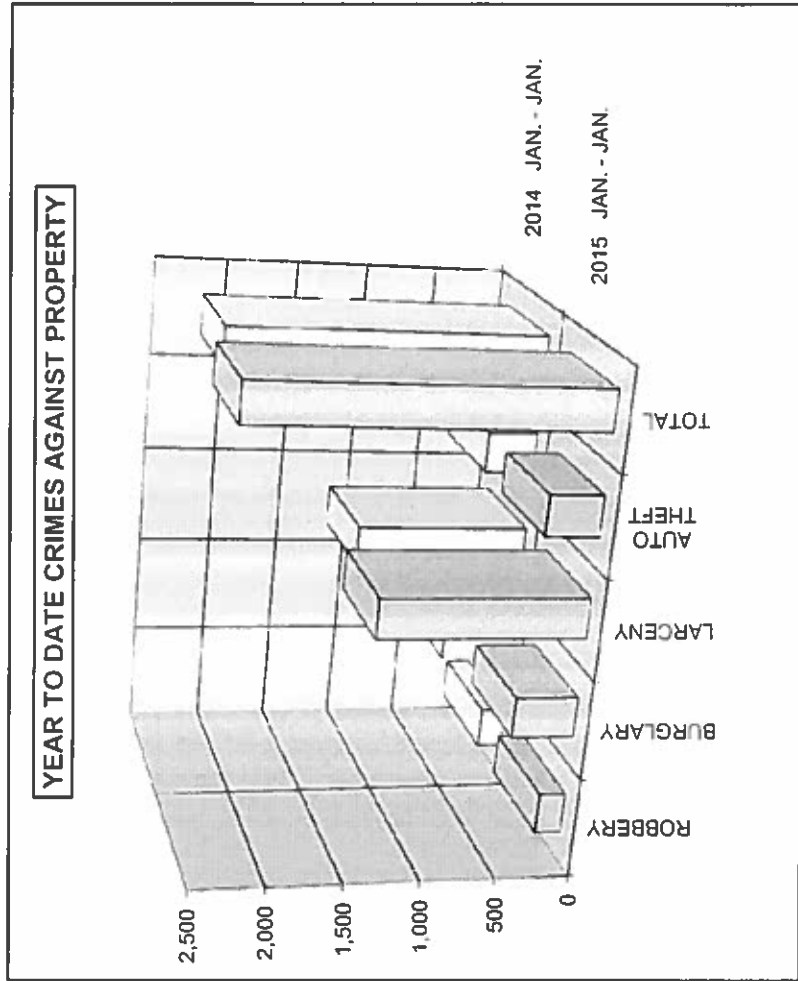
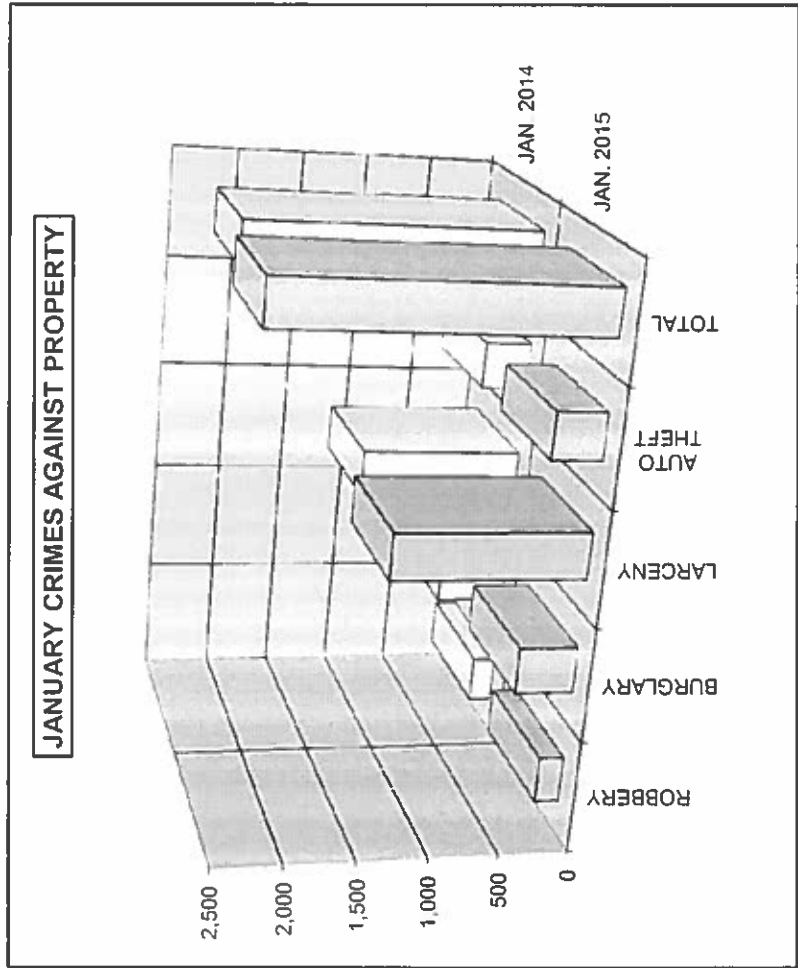
FIRST MONTH					
CRIME	2015 JAN. - JAN.	2014 JAN. - JAN.	# DIFFERENCE	% DIFFERENCE	
CRIMINAL HOMICIDE	6	6	0	0%	
RAPE	16	13	3	23%	
AGG. ASSAULT	216	205	11	5%	
<b>TOTAL</b>	<b>238</b>	<b>224</b>	<b>14</b>	<b>6%</b>	



**2015  
CRIME COMPARISON  
CRIMES AGAINST PROPERTY**

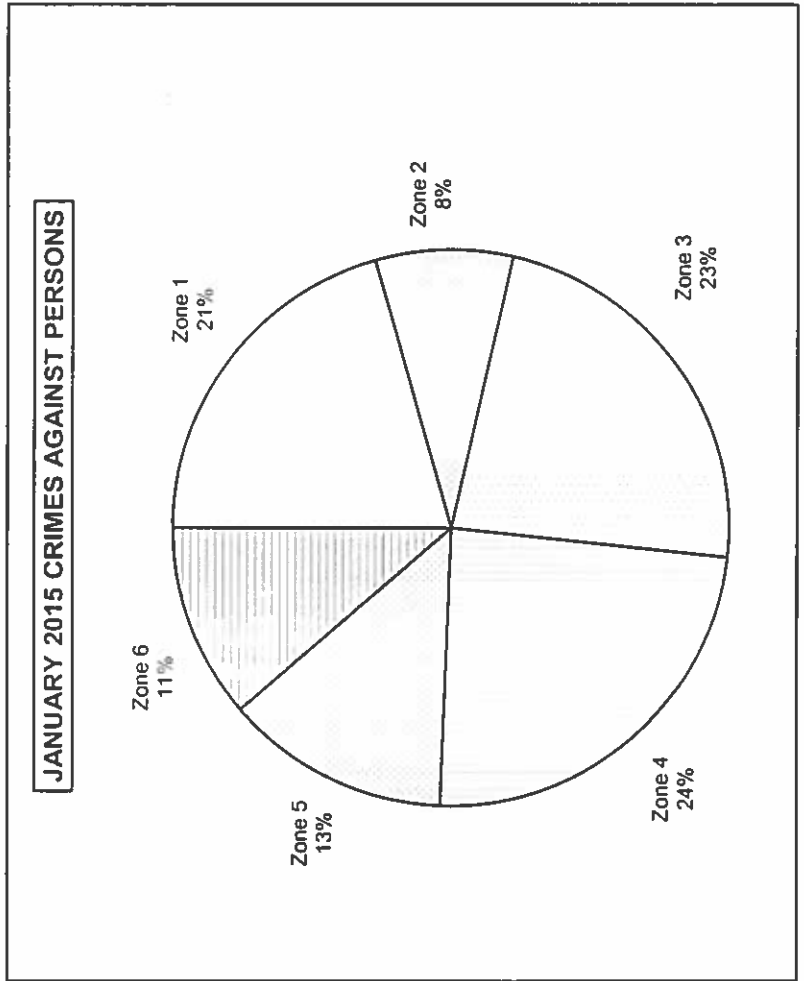
JANUARY				
CRIME	JAN. 2015	JAN. 2014	# DIFFERENCE	% DIFFERENCE
ROBBERY	178	165	13	8%
BURGLARY	416	506	-90	-18%
LARCENY	1,376	1,181	195	17%
AUTO THEFT	361	341	20	6%
<b>TOTAL</b>	<b>2,331</b>	<b>2,193</b>	<b>138</b>	<b>6%</b>

FIRST MONTH				
CRIME	2015 JAN. - JAN.	2014 JAN. - JAN.	# DIFFERENCE	% DIFFERENCE
ROBBERY	178	165	13	8%
BURGLARY	416	506	-90	-18%
LARCENY	1,376	1,181	195	17%
AUTO THEFT	361	341	20	6%
<b>TOTAL</b>	<b>2,331</b>	<b>2,193</b>	<b>138</b>	<b>6%</b>

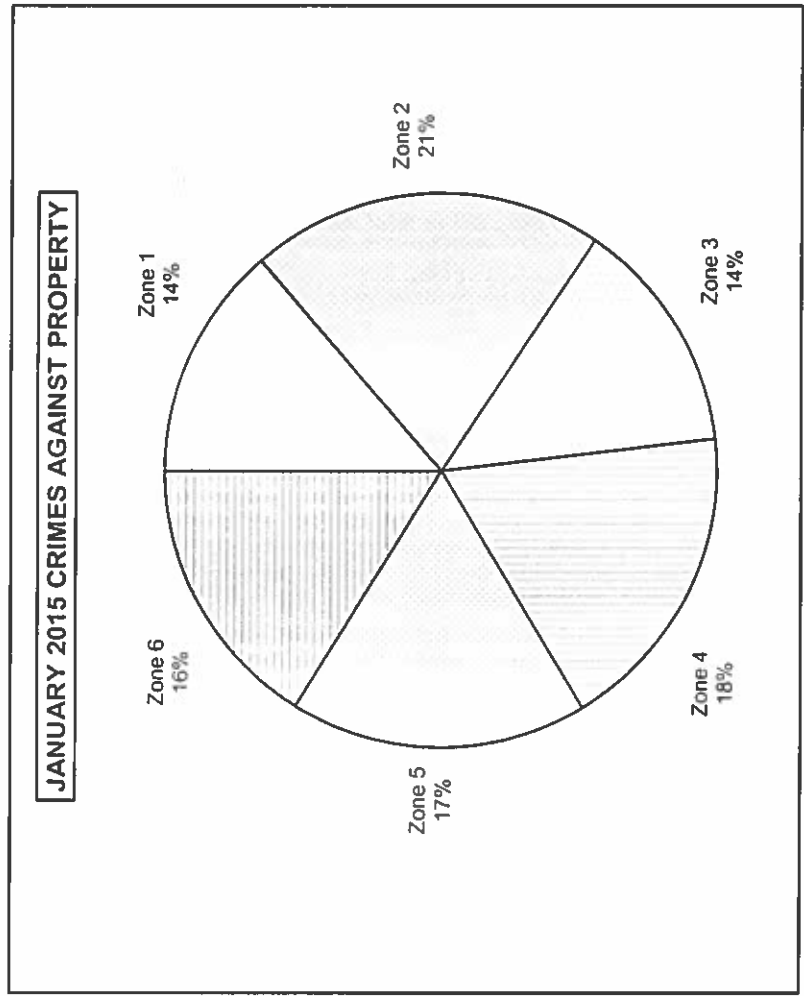


2015  
AREA BREAKDOWN  
CRIMES AGAINST PERSONS AND PROPERTY

JANUARY 2015 CRIMES AGAINST PERSONS BY ZONE						
CRIME	Zone 1	Zone 2	Zone 3	Zone 4	Zone 5	Zone 6
CRIMINAL HOMICIDE	0	0	3	1	1	1
RAPE	6	2	2	1	3	2
AGG. ASSAULT	43	17	50	55	27	24
<b>TOTAL CRIMES AGAINST PERSONS</b>	<b>49</b>	<b>19</b>	<b>55</b>	<b>57</b>	<b>31</b>	<b>27</b>



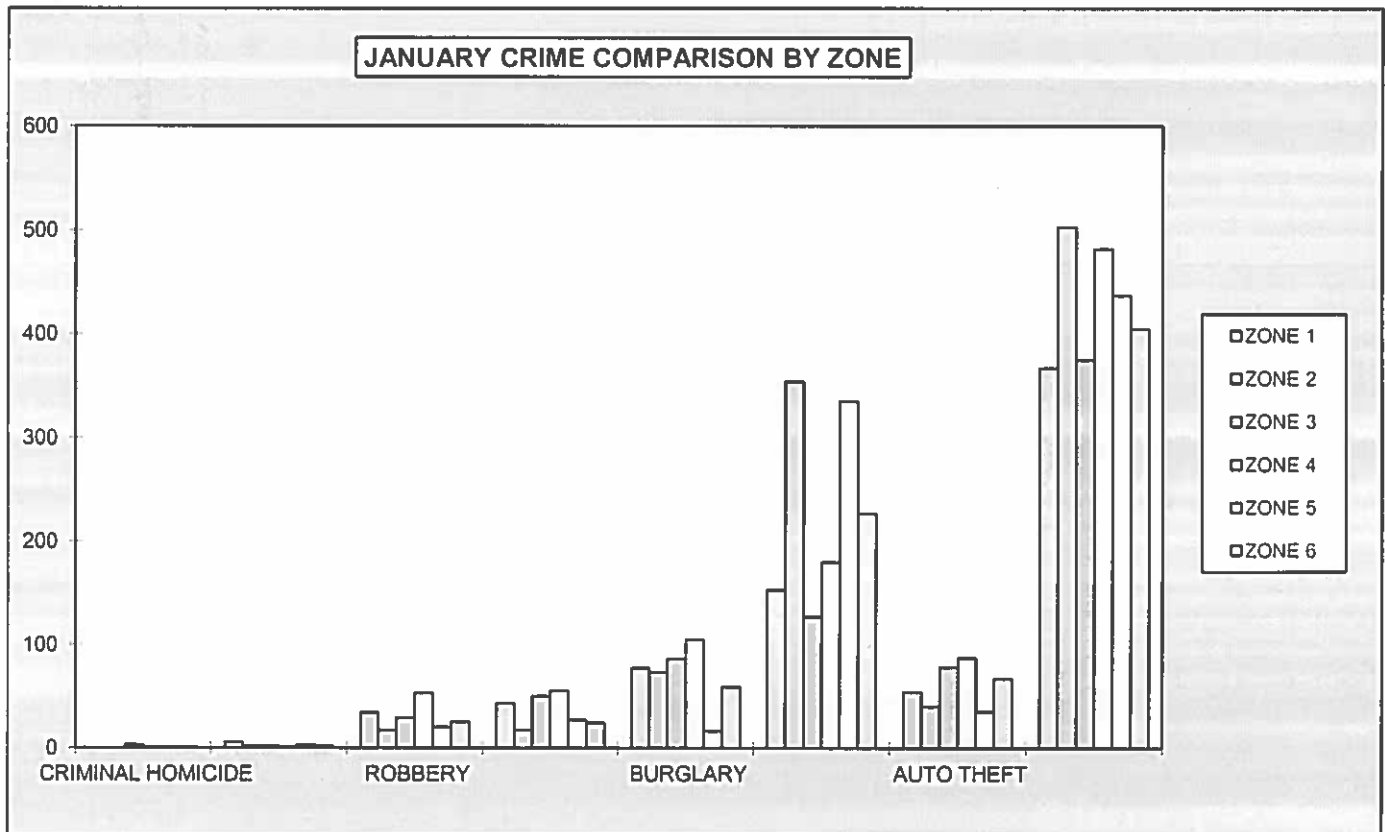
JANUARY 2015 CRIMES AGAINST PROPERTY BY ZONE						
CRIME	Zone 1	Zone 2	Zone 3	Zone 4	Zone 5	Zone 6
ROBBERY	34	17	29	53	20	25
BURGLARY	77	73	86	105	16	59
LARCENY	153	354	127	180	335	227
AUTO THEFT	54	40	78	87	35	67
<b>TOTAL CRIMES AGAINST PROPERTY</b>	<b>318</b>	<b>484</b>	<b>320</b>	<b>425</b>	<b>406</b>	<b>378</b>





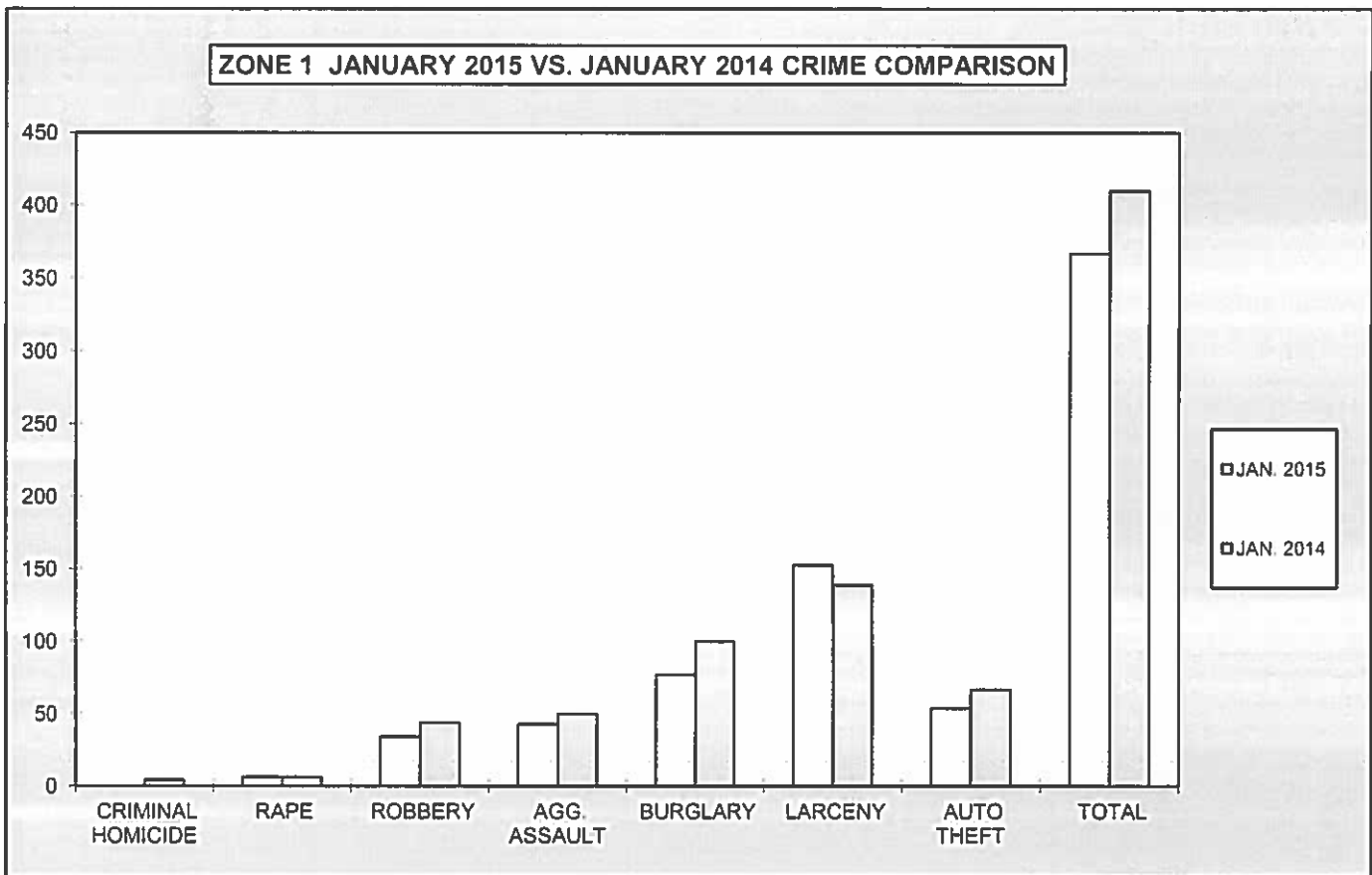
**2015  
AREA BREAKDOWN**

<b>JANUARY CRIME COMPARISON BY ZONE</b>						
<b>CRIME</b>	<b>ZONE 1</b>	<b>ZONE 2</b>	<b>ZONE 3</b>	<b>ZONE 4</b>	<b>ZONE 5</b>	<b>ZONE 6</b>
CRIMINAL HOMICIDE	0	0	3	1	1	1
RAPE	6	2	2	1	3	2
ROBBERY	34	17	29	53	20	25
AGG. ASSAULT	43	17	50	55	27	24
BURGLARY	77	73	86	105	16	59
RESIDENCE	66	43	80	101	8	50
NON-RESIDENCE	11	30	6	4	8	9
LARCENY	153	354	127	180	335	227
POCKETPICKING	1	0	0	0	3	2
PURSE SNATCHING	4	0	2	7	8	3
SHOPLIFTING	40	92	20	33	25	29
FROM MOTOR VEHICLES	58	166	55	85	210	122
MOTOR VEH. PARTS/ACCESSORIES	16	14	18	20	16	20
BICYCLES	1	2	1	1	6	2
FROM BUILDINGS	12	44	6	9	42	17
FROM COIN OPERATED MACHINES	0	0	1	0	0	0
ALL OTHER	21	36	24	25	25	32
AUTO THEFT	54	40	78	87	35	67
<b>TOTAL</b>	<b>367</b>	<b>503</b>	<b>375</b>	<b>482</b>	<b>437</b>	<b>405</b>



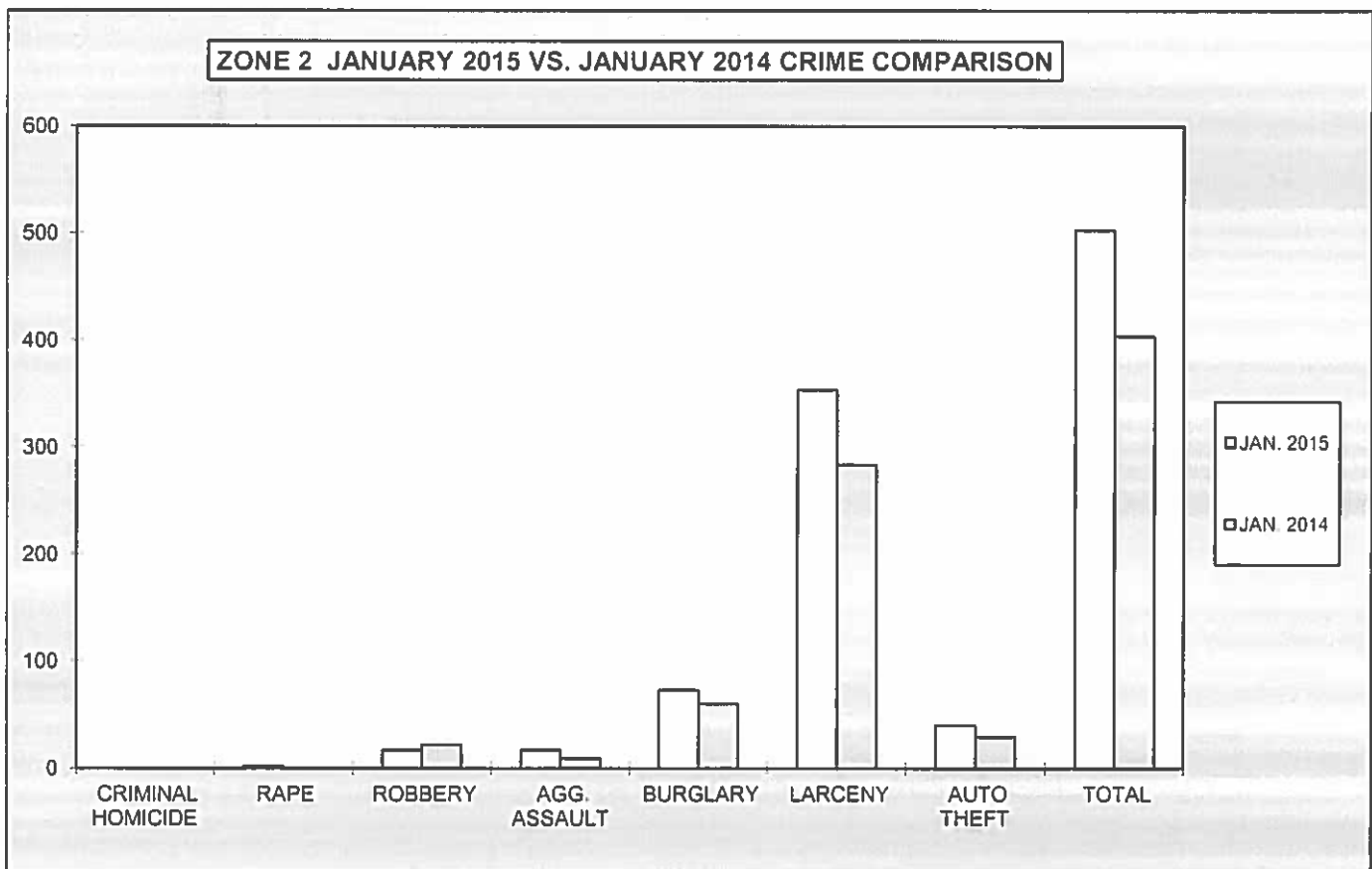
**2015  
MONTHLY CRIME COMPARISON**

<b>ZONE 1</b>				
<b>CRIME</b>	<b>JAN. 2015</b>	<b>JAN. 2014</b>	<b># DIFFERENCE</b>	<b>% DIFFERENCE</b>
CRIMINAL HOMICIDE	0	4	-4	-100%
RAPE	6	6	0	0%
ROBBERY	34	44	-10	-23%
AGG. ASSAULT	43	50	-7	-14%
BURGLARY	77	100	-23	-23%
RESIDENCE	66	89	-23	-26%
NON-RESIDENCE	11	11	0	0%
LARCENY	153	139	14	10%
POCKETPICKING	1	0	1	100%
PURSE SNATCHING	4	2	2	100%
SHOPLIFTING	40	34	6	18%
FROM MOTOR VEHICLES	58	47	11	23%
MOTOR VEH. PARTS/ACCESSORIES	16	12	4	33%
BICYCLES	1	1	0	0%
FROM BUILDINGS	12	19	-7	-37%
FROM COIN OPERATED MACHINES	0	1	-1	-100%
ALL OTHER	21	23	-2	-9%
AUTO THEFT	54	67	-13	-19%
<b>TOTAL</b>	<b>367</b>	<b>410</b>	<b>-43</b>	<b>-10%</b>



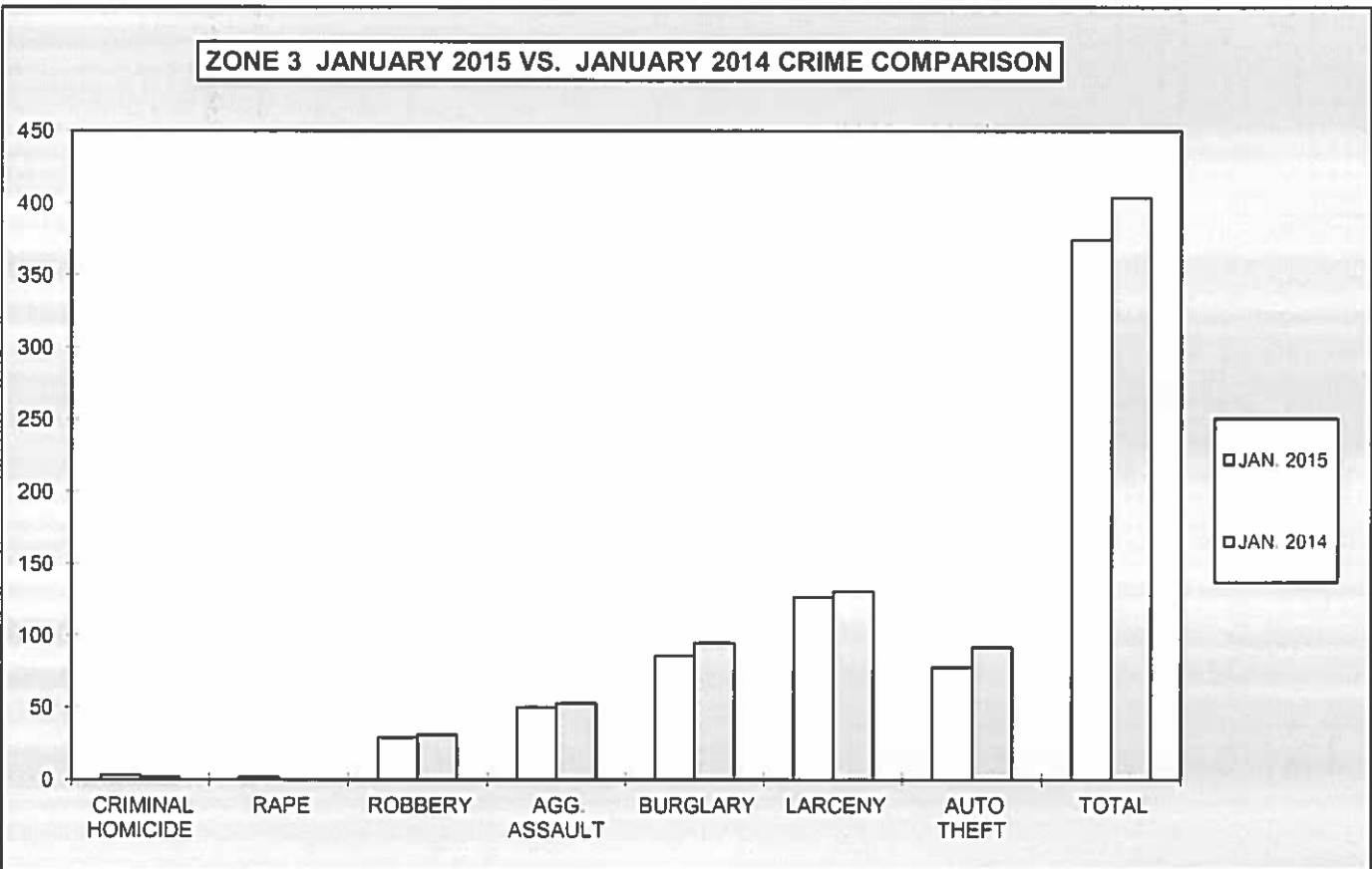
**2015  
MONTHLY CRIME COMPARISON**

<b>ZONE 2</b>				
<b>CRIME</b>	<b>JAN. 2015</b>	<b>JAN. 2014</b>	<b># DIFFERENCE</b>	<b>% DIFFERENCE</b>
CRIMINAL HOMICIDE	0	0	0	0%
RAPE	2	0	2	100%
ROBBERY	17	22	-5	-23%
AGG. ASSAULT	17	9	8	89%
BURGLARY	73	60	13	22%
RESIDENCE	43	48	-5	-10%
NON-RESIDENCE	30	12	18	150%
LARCENY	354	284	70	25%
POCKETPICKING	0	4	-4	-100%
PURSE SNATCHING	0	1	-1	-100%
SHOPLIFTING	92	65	27	42%
FROM MOTOR VEHICLES	166	130	36	28%
MOTOR VEH. PARTS/ACCESSORIES	14	8	6	75%
BICYCLES	2	2	0	0%
FROM BUILDINGS	44	42	2	5%
FROM COIN OPERATED MACHINES	0	0	0	0%
ALL OTHER	36	32	4	13%
AUTO THEFT	40	29	11	38%
<b>TOTAL</b>	<b>503</b>	<b>404</b>	<b>99</b>	<b>25%</b>



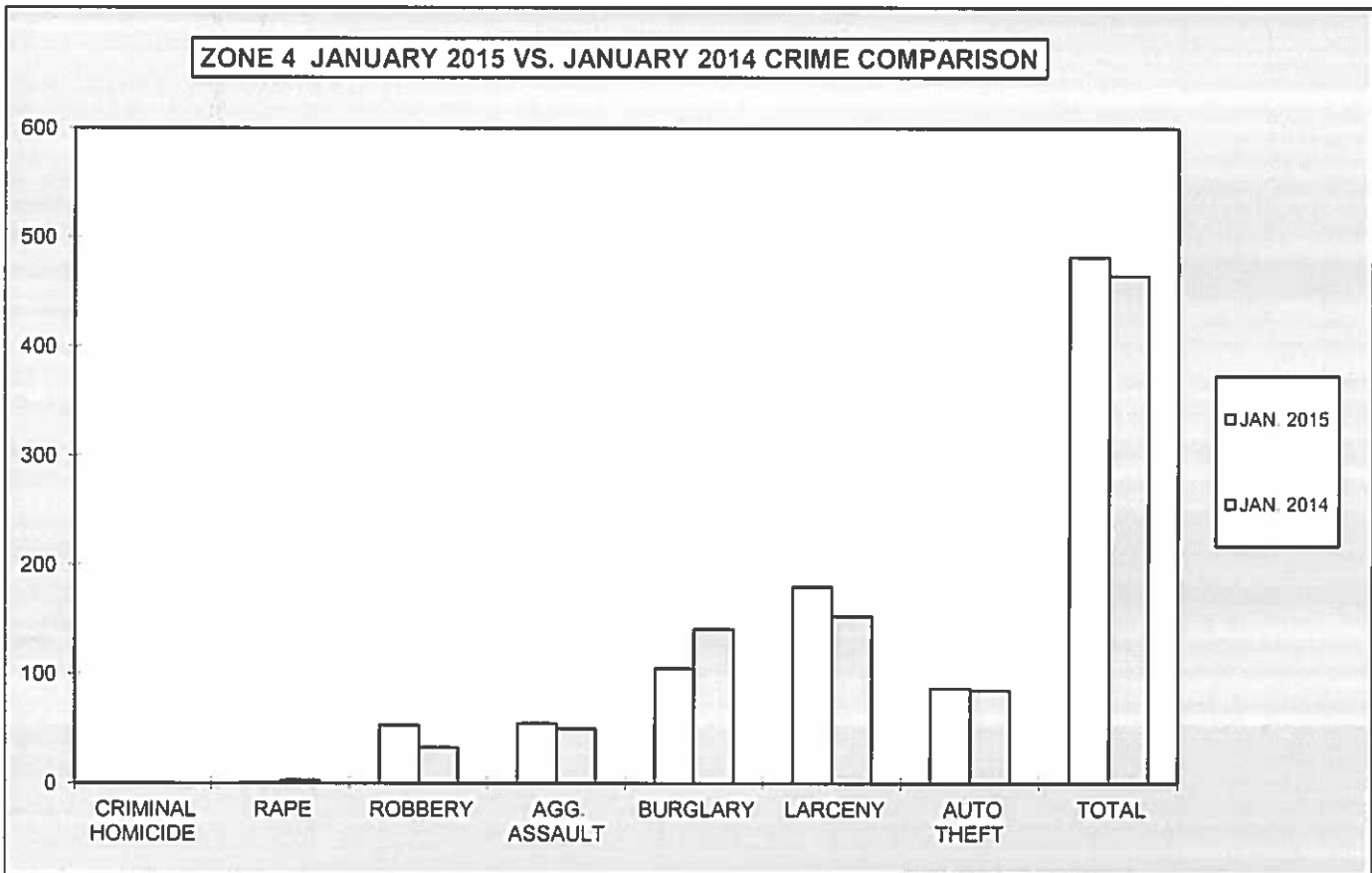
**2015  
MONTHLY CRIME COMPARISON**

<b>ZONE 3</b>				
<b>CRIME</b>	<b>JAN. 2015</b>	<b>JAN. 2014</b>	<b># DIFFERENCE</b>	<b>% DIFFERENCE</b>
CRIMINAL HOMICIDE	3	2	1	50%
RAPE	2	0	2	100%
ROBBERY	29	31	-2	-6%
AGG. ASSAULT	50	53	-3	-6%
BURGLARY	86	95	-9	-9%
RESIDENCE	80	75	5	7%
NON-RESIDENCE	6	20	-14	-70%
LARCENY	127	131	-4	-3%
POCKETPICKING	0	1	-1	-100%
PURSE SNATCHING	2	4	-2	-50%
SHOPLIFTING	20	20	0	0%
FROM MOTOR VEHICLES	55	66	-11	-17%
MOTOR VEH. PARTS/ACCESSORIES	18	14	4	29%
BICYCLES	1	1	0	0%
FROM BUILDINGS	6	8	-2	-25%
FROM COIN OPERATED MACHINES	1	0	1	100%
ALL OTHER	24	17	7	41%
AUTO THEFT	78	92	-14	-15%
<b>TOTAL</b>	<b>375</b>	<b>404</b>	<b>-29</b>	<b>-7%</b>



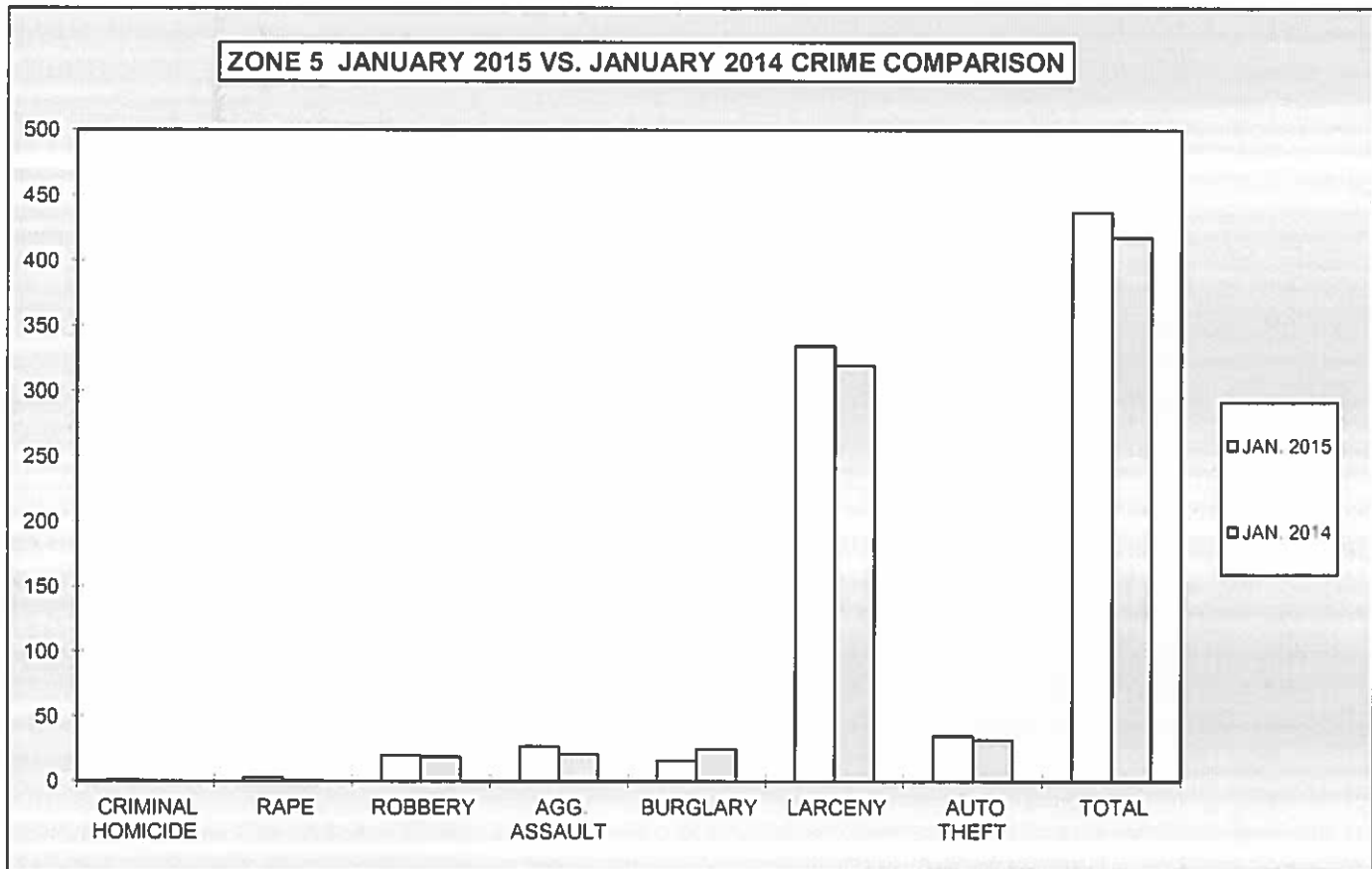
**2015  
MONTHLY CRIME COMPARISON**

<b>ZONE 4</b>				
<b>CRIME</b>	<b>JAN. 2015</b>	<b>JAN. 2014</b>	<b># DIFFERENCE</b>	<b>% DIFFERENCE</b>
CRIMINAL HOMICIDE	1	0	1	100%
RAPE	1	3	-2	-67%
ROBBERY	53	33	20	61%
AGG. ASSAULT	55	50	5	10%
BURGLARY	105	141	-36	-26%
RESIDENCE	101	124	-23	-19%
NON-RESIDENCE	4	17	-13	-76%
LARCENY	180	153	27	18%
POCKETPICKING	0	0	0	0%
PURSE SNATCHING	7	1	6	600%
SHOPLIFTING	33	36	-3	-8%
FROM MOTOR VEHICLES	85	61	24	39%
MOTOR VEH. PARTS/ACCESSORIES	20	20	0	0%
BICYCLES	1	1	0	0%
FROM BUILDINGS	9	11	-2	-18%
FROM COIN OPERATED MACHINES	0	0	0	0%
ALL OTHER	25	23	2	9%
AUTO THEFT	87	85	2	2%
<b>TOTAL</b>	<b>482</b>	<b>465</b>	<b>17</b>	<b>4%</b>



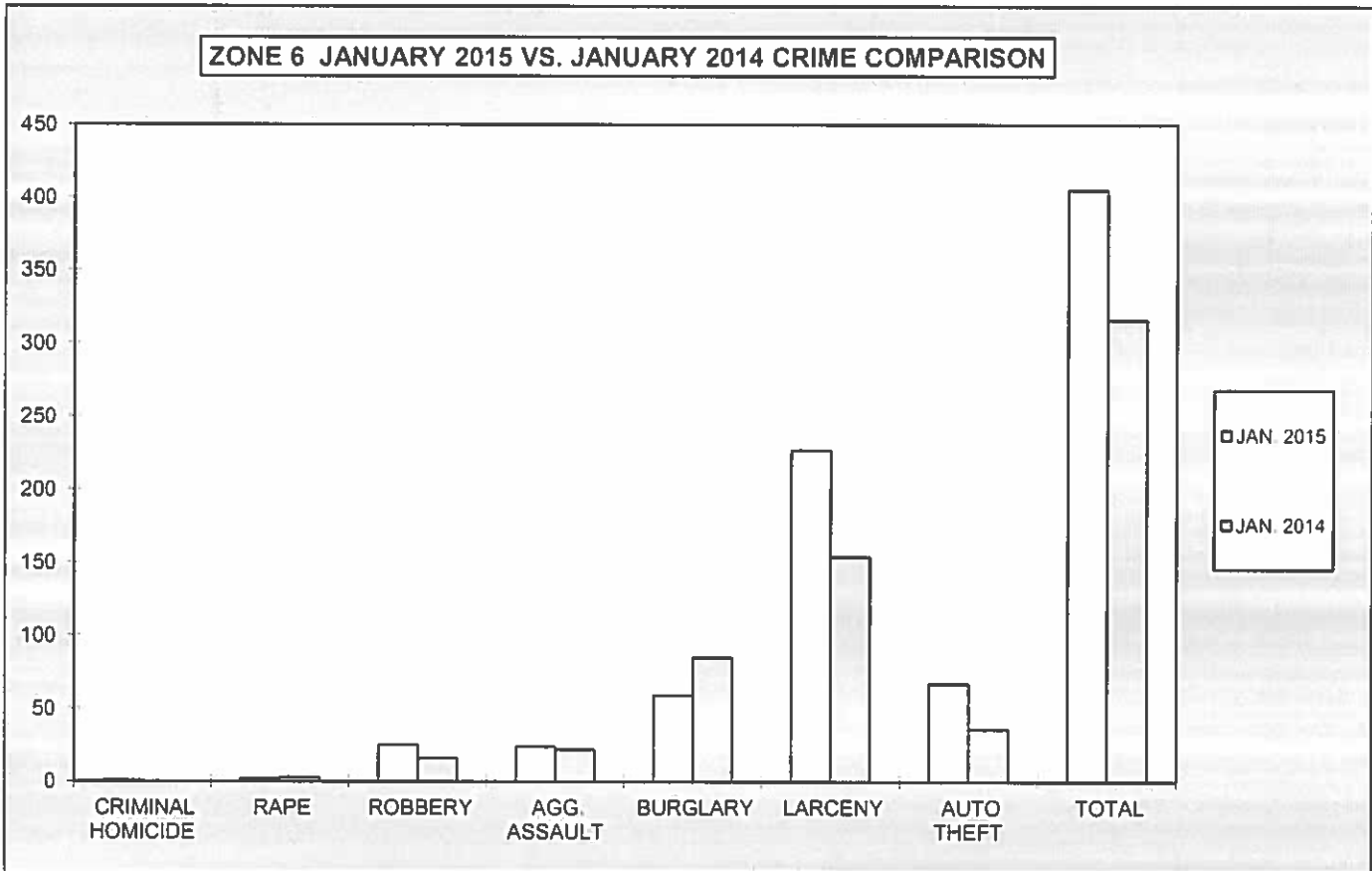
**2015  
MONTHLY CRIME COMPARISON**

<b>ZONE 5</b>				
<b>CRIME</b>	<b>JAN. 2015</b>	<b>JAN. 2014</b>	<b># DIFFERENCE</b>	<b>% DIFFERENCE</b>
CRIMINAL HOMICIDE	1	0	1	100%
RAPE	3	1	2	200%
ROBBERY	20	19	1	5%
AGG. ASSAULT	27	21	6	29%
BURGLARY	16	25	-9	-36%
RESIDENCE	8	12	-4	-33%
NON-RESIDENCE	8	13	-5	-38%
LARCENY	335	320	15	5%
POCKETPICKING	3	4	-1	-25%
PURSE SNATCHING	8	6	2	33%
SHOPLIFTING	25	26	-1	-4%
FROM MOTOR VEHICLES	210	205	5	2%
MOTOR VEH. PARTS/ACCESSORIES	16	10	6	60%
BICYCLES	6	5	1	20%
FROM BUILDINGS	42	37	5	14%
FROM COIN OPERATED MACHINES	0	0	0	0%
ALL OTHER	25	27	-2	-7%
AUTO THEFT	35	32	3	9%
<b>TOTAL</b>	<b>437</b>	<b>418</b>	<b>19</b>	<b>5%</b>



**2015  
MONTHLY CRIME COMPARISON**

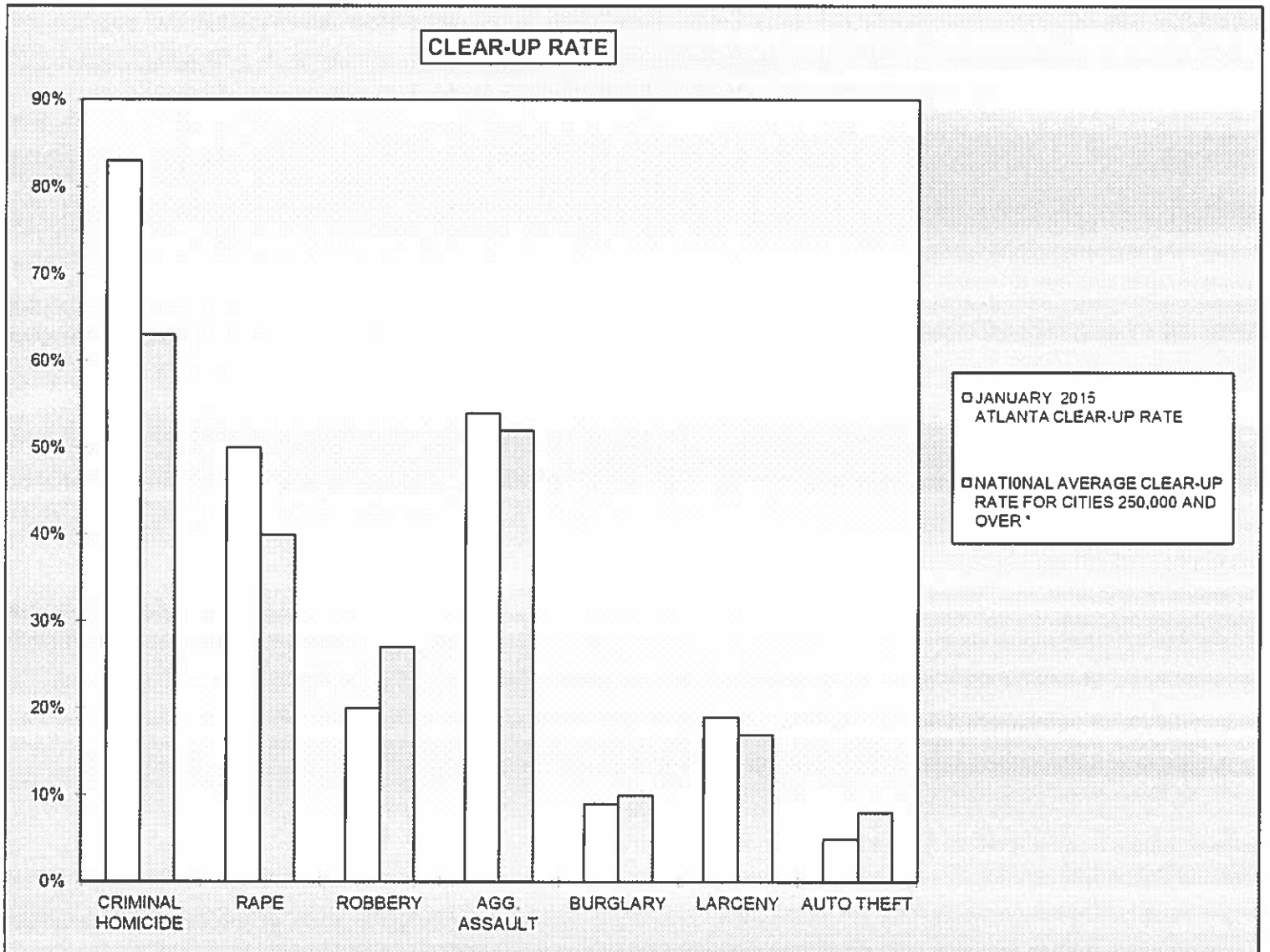
<b>ZONE 6</b>				
<b>CRIME</b>	<b>JAN. 2015</b>	<b>JAN. 2014</b>	<b># DIFFERENCE</b>	<b>% DIFFERENCE</b>
CRIMINAL HOMICIDE	1	0	1	100%
RAPE	2	3	-1	-33%
ROBBERY	25	16	9	56%
AGG. ASSAULT	24	22	2	9%
BURGLARY	59	85	-26	-31%
RESIDENCE	50	64	-14	-22%
NON-RESIDENCE	9	21	-12	-57%
LARCENY	227	154	73	47%
POCKETPICKING	2	2	0	0%
PURSE SNATCHING	3	2	1	50%
SHOPLIFTING	29	29	0	0%
FROM MOTOR VEHICLES	122	83	39	47%
MOTOR VEH. PARTS/ACCESSORIES	20	4	16	400%
BICYCLES	2	2	0	0%
FROM BUILDINGS	17	11	6	55%
FROM COIN OPERATED MACHINES	0	0	0	0%
ALL OTHER	32	21	11	52%
AUTO THEFT	67	36	31	86%
<b>TOTAL</b>	<b>405</b>	<b>316</b>	<b>89</b>	<b>28%</b>



**2015  
CRIME COMPARISON  
CLEAR-UP RATE**

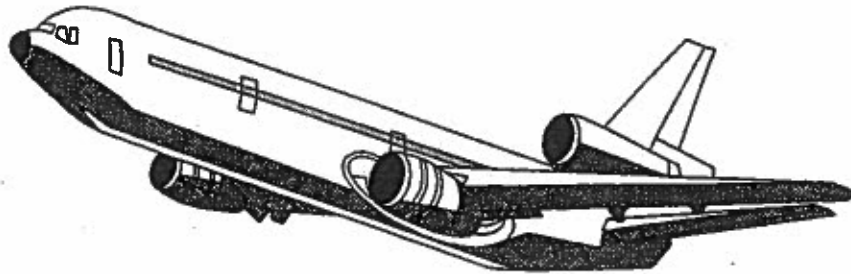
CRIME	JANUARY 2015 ATLANTA CLEAR-UP RATE	NATIONAL AVERAGE CLEAR-UP RATE FOR CITIES 250,000 AND OVER *
CRIMINAL HOMICIDE	83%	63%
RAPE	50%	40%
ROBBERY	20%	27%
AGG. ASSAULT	54%	52%
BURGLARY	9%	10%
LARCENY	19%	17%
AUTO THEFT	5%	8%

\* National Average for Cities 250,000 and Over Based on Latest Annual (2013) FBI Uniform Crime Report





# APD



The Atlanta Airport  
UNIFORM CRIME REPORTING



JANUARY 2015

SUPPORT SERVICES DIVISION  
INFORMATION SERVICES SECTION

**RETURN A - MONTHLY RETURN OF OFFENSES KNOWN TO THE POLICE**

This report is authorized by law Title 28, Section 534, U. S. Code. While you are not required to respond, your cooperation in forwarding this report by the 7th day after the close of the month to Uniform Crime Reports, Federal Bureau of Investigation, Washington, D.C. 20535, will assist in compiling comprehensive, accurate national crime figures on a timely basis.

1-720b (Rev. 8-30-94)  
OMB No. 1110-0001

1		2	3	4	5	6
CLASSIFICATION OF OFFENSES	Data Entry	OFFENSES REPORTED OR KNOWN TO POLICE (INCLUDE "UNFOUNDED" AND ATTEMPTS)	UNFOUNDED, I.E., FALSE OR BASELESS COMPLAINTS	NUMBER OF ACTUAL OFFENSES (COLUMN 2 MINUS COLUMN 3) INCLUDE ATTEMPTS	TOTAL OFFENSES CLEARED BY ARREST OR EXCEPTIONAL MEANS (INCLUDES COL. 6)	NUMBER OF CLEARANCES INVOLVING ONLY PERSONS UNDER 18 YEARS OF AGE
1. CRIMINAL HOMICIDE						
a. MURDER AND NONNEGLIGENT HOMICIDE	11	0	0	0	0	0
b. MANSLAUGHTER BY NEGLIGENCE	12					
2. FORCIBLE RAPE TOTAL	20	0	0	0	0	0
a. Rape by Force	21	0	0	0	0	0
b. Attempts to commit Forcible Rape	22	0	0	0	0	0
3. ROBBERY TOTAL	30	0	0	0	0	0
a. Firearm	31	0	0	0	0	0
b. Knife or Cutting Instrument	32	0	0	0	0	0
c. Other Dangerous Weapon	33	0	0	0	0	0
d. Strong-Arm (Hands, Fists, Feet, etc.)	34	0	0	0	0	0
4. ASSAULT TOTAL	40	4	0	4	0	0
a. Firearm	41	0	0	0	0	0
b. Knife or cutting instrument	42	0	0	0	0	0
c. Other Dangerous Weapon	43	1	0	1	0	0
d. Strong-Arm	44	0	0	0	0	0
e. Other Assaults - Simple, Not Aggravated	45	3	0	3	0	0
5. BURGLARY TOTAL	50	0	0	0	0	0
a. Forcible Entry	51	0	0	0	0	0
b. Unlawful Entry - No Force	52	0	0	0	0	0
c. Attempted Forcible Entry	53	0	0	0	0	0
6. LARCENY THEFT TOTAL (except Motor Vehicle Theft)	60	18	0	18	1	0
7. MOTOR VEHICLE THEFT TOTAL	70	10	0	10	2	0
a. Autos	71	10	0	10	2	0
b. Trucks and Buses	72	0	0	0	0	0
c. Other Vehicles	73	0	0	0	0	0
GRAND TOTAL	77	32	0	32	3	0

CHECKING ANY OF THE APPROPRIATE BLOCKS BELOW WILL ELIMINATE YOUR NEED TO SUBMIT REPORTS WHEN THE VALUES ARE ZERO. THIS WILL ALSO AID THE NATIONAL PROGRAM IN ITS QUALITY CONTROL EFFORTS.

- NO SUPPLEMENTARY HOMICIDE REPORT SUBMITTED SINCE NO MURDERS, JUSTIFIABLE HOMICIDES, OR MANSLAUGHTER BY NEGLIGENCE OCCURRED IN THIS JURISDICTION DURING THE MONTH.
- NO SUPPLEMENT TO RETURN A REPORT SINCE NO CRIME OFFENSES OR RECOVERY OF PROPERTY REPORTED DURING THE MONTH.
- NO LAW ENFORCEMENT OFFICERS KILLED OR ASSAULTED REPORT SINCE NONE OF THE OFFICERS WERE ASSAULTED OR KILLED DURING THE MONTH.

- NO AGE, SEX, AND RACE OF PERSONS ARRESTED UNDER 18 YEARS OF AGE REPORT SINCE NO ARRESTS OF PERSONS WITHIN THIS AGE GROUP.
- NO AGE, SEX, AND RACE OF PERSONS ARRESTED 18 YEARS OF AGE AND OVER REPORT SINCE NO ARRESTS OF PERSONS WITHIN THIS AGE GROUP.
- NO MONTHLY RETURN OF ARSON OFFENSES KNOWN TO LAW ENFORCEMENT REPORT SINCE NO ARSONS OCCURRED.

DO NOT USE THIS SPACE	
	INITIALS
RECORDED	
EDITED	
ENTERED	
ADJUSTED	
LINKED	

\* TOTALS INCLUDE PREVIOUS OFFENSES

JANUARY 2015

Month and Year of Report

GA 060240X

Agency Identifier

FEBRUARY 17, 2015

Date

ATLANTA AIRPORT POLICE - GEORGIA

Agency and State

Nail J. Koby **LIEUTENANT**

Prepared By

Title

[Signature] **CHIEF**

Chief, Commissioner, Sheriff, or Superintendent

## PROPERTY STOLEN BY CLASSIFICATION

CLASSIFICATION	DATA ENTRY	Number of Actual Offenses (Column # Return A)	Monetary Value of Property Stolen
<b>1. MURDER AND NONNEGLIGENT MANSLAUGHTER</b>	12	0	0.00
<b>2. FORCIBLE RAPE</b>	20	0	0.00
<b>3. ROBBERY</b>			
(a) HIGHWAY (streets, alleys, etc.)	31	0	0.00
(b) COMMERCIAL HOUSE (except c. d. and f)	32	0	0.00
(c) GAS OR SERVICE STATION	33	0	0.00
(d) CONVENIENCE STORE	34	0	0.00
(e) RESIDENCE (anywhere on premises)	35	0	0.00
(f) BANK	36	0	0.00
(g) MISCELLANEOUS	37	0	0.00
<b>TOTAL ROBBERY</b>	<b>30</b>	<b>0</b>	<b>\$ 0.00</b>
<b>5. BURGLARY - BREAKING OR ENTERING</b>			
(a) RESIDENCE (dwelling)			
(1) NIGHT (6 p.m. - 6 a.m.)	51	0	0.00
(2) DAY (6 a.m. - 6 p.m.)	52	0	0.00
(3) UNKNOWN	53	0	0.00
(b) NON-RESIDENCE (store, office, etc.)			
(1) NIGHT (6 p.m. - 6 a.m.)	54	0	0.00
(2) DAY (6 a.m. - 6 p.m.)	55	0	0.00
(3) UNKNOWN	56	0	0.00
<b>TOTAL BURGLARY</b>	<b>50</b>	<b>0</b>	<b>\$ 0.00</b>
<b>6. LARCENY - THEFT (Except Motor Vehicle Theft)</b>			
(a) \$200 AND OVER	61	11	23,125.00
(b) \$50 TO \$200	62	0	0.00
(c) UNDER \$50	63	7	77.00
<b>TOTAL LARCENY (Same as Item 6X)</b>	<b>60</b>	<b>18</b>	<b>\$ 23,202.00</b>
<b>7. MOTOR VEHICLE THEFT (Include Alleged Joy Ride)</b>	70	10	\$ 175,001.00
<b>GRAND TOTAL - ALL ITEMS</b>	<b>77</b>	<b>28</b>	<b>\$ 198,203.00</b>
<b>ADDITIONAL ANALYSIS OF LARCENY AND MOTOR VEHICLE THEFT</b>			
<b>6X. NATURE OF LARCENIES UNDER ITEM 6</b>			
(a) POCKET-PICKING	81	1	0.00
(b) PURSE-SNATCHING	82	0	0.00
(c) SHOPLIFTING	83	0	3,500.00
(d) FROM MOTOR VEHICLES (except e)	84	2	1,450.00
(e) MOTOR VEHICLE PARTS AND ACCESSORIES	85	0	0.00
(f) BICYCLES	86	0	0.00
(g) FROM BUILDING (except e and h)	87	8	16,875.00
(h) FROM ANY COIN-OPERATED MACHINES (parking meters, etc.)	88	0	0.00
(i) ALL OTHER	89	7	1,377.00
<b>TOTAL LARCENIES (Same as Item 6)</b>	<b>80</b>	<b>18</b>	<b>\$ 23,202.00</b>
<b>7X. MOTOR VEHICLES RECOVERED</b>			
(a) STOLEN LOCALLY AND RECOVERED LOCALLY	91	0	
(b) STOLEN LOCALLY AND RECOVERED BY OTHER JURISDICTIONS	92	0	
(c) TOTAL LOCALLY STOLEN MOTOR VEHICLES RECOVERED (a & b)	93	0	
(d) STOLEN IN OTHER JURISDICTIONS AND RECOVERED LOCALLY	90	1	

SUPPLEMENT TO RETURN A  
MONTHLY RETURN OF OFFENSES KNOWN TO THE POLICE

1-706 (Rev. 8-30-94)  
Form Approved  
OMB No. 1110-0007

This report is authorized by law, Title 28, Section 534, U. S. Code. While you are not required to respond, your cooperation in submitting this report with the Return A will assist the FBI in compiling comprehensive, accurate figures on a timely basis.

This form deals with the nature of crime and the monetary value of property stolen and recovered. The total offenses recorded on the form should be the same as the number of actual offenses listed in Column 4 of the Return A for each crime class. Include attempted crimes on this form, but do not include unfounded offenses. If you cannot complete the report in all areas, please record as much information as is available. Tally sheets will be sent upon request.

PROPERTY BY TYPE AND VALUE

Type of Property  (1)	Data Entry	Monetary Value of Property Stolen in Your Jurisdiction	
		Stolen (2)	Recovered (3)
(A) Currency, Notes, Etc.	01	\$ 691.00	\$ 0.00
(B) Jewelry and Precious Metals	02	80.00	0.00
(C) Clothing and Furs	03	9,290.00	0.00
(D) Locally Stolen Motor Vehicles	04	175,001.00	0.00
(E) Office Equipment	05	0.00	0.00
(F) Televisions, Radios, Stereos, Etc.	06	4,230.00	0.00
(G) Firearms	07	800.00	0.00
(H) Household Goods	08	0.00	0.00
(I) Consumable Goods	09	3,500.00	0.00
(J) Livestock	10	0.00	0.00
(K) Miscellaneous	11	4,611.00	0.00
<b>TOTAL</b>	<b>00</b>	<b>\$ 198,203.00</b>	<b>\$ 0.00</b>

The total of this column should agree with the Grand Total (DATA ENTRY 77) shown on page 2.

Include in this column all property recovered even though stolen in prior months. The above is an accounting for only that property stolen in your jurisdiction. This will include property recovered for you by other jurisdictions, but not property you recover for them.

FEBRUARY 23, 2015

DATE

*Nail J. Klotz*

LIEUTENANT

PREPARED BY

TITLE

*George N. ...*  
CHIEF

CHIEF, COMMISSIONER, SHERIFF OR SUPERINTENDENT

JANUARY 2015

Month and Year of Report

GA 060240X

Agency Identifier

ATLANTA AIRPORT POLICE - GEORGIA

Agency and State

**LAW ENFORCEMENT OFFICERS KILLED OR ASSAULTED**

It is requested this report be completed and transmitted with monthly crime reports to: Director, Federal Bureau of Investigation, Uniform Crime Reports, Washington, D. C. 20535. This form should be used to report the number of your officers who were assaulted or killed in the line of duty during the month. Additional information concerning officers killed will be requested by a separate questionnaire.

<b>OFFICERS KILLED</b>	
Number of your law enforcement officers killed in the line of duty this month.	By felonious act <u>0</u> By accident or negligence <u>0</u>

**Officers Assaulted (Do not include officers killed) - See other side for instructions.**

Type of Activity	Total Assaults by Weapon A	Type of Weapon				Two-Officer Vehicle F	Type of Assignment						Police Assaults Cleared M
		Firearm B	Knife or Other Cutting Instrument C	Other Dangerous Weapon D	Hands, Fists, Feet, etc. E		One-Officer Vehicle		Detective or Special Assign.		Other		
							Alone G	As-sisted H	Alone I	As-sisted J	Alone K	As-sisted L	
1. Responding to "Disturbance" calls (family quarrels, man with gun, etc.)	0												
2. Burglaries in progress or pursuing burglary suspects	0												
3. Robberies in progress or pursuing robbery suspects	0												
4. Attempting other arrests	0												
5. Civil disorder (riot, mass disobedience)	0												
6. Handling, transporting, custody of prisoners	1			1			1						1
7. Investigating suspicious persons or circumstances	0												
8. Ambush - no warning	0												
9. Mentally deranged	0												
10. Traffic pursuits and stops	0												
11. All Other	0												
<b>12. TOTAL (1-11)</b>	<b>1</b>	<b>0</b>	<b>0</b>	<b>1</b>	<b>0</b>	<b>0</b>	<b>1</b>	<b>0</b>	<b>0</b>	<b>0</b>	<b>0</b>	<b>0</b>	<b>1</b>
13. Number with personal injury	0												
14. Number without personal injury	1			1									
15. Time of assaults	AM			1									
	PM												
		12:01	2:00	4:00	6:00	8:00	10:00	12:00					

**DO NOT WRITE HERE**

Recorded	Initials
Edited	
Punched	
Verified	
Adjusted	
DOJ/FBI	

JANUARY 2015  
Month and Year  
ATLANTA AIRPORT POLICE  
Agency

GA 060240X  
Agency Identifier  
GEORGIA  
State

*Nail J. King*  
Prepared By  
*[Signature]*  
Chief, Sheriff, Commissioner, Superintendent

LIEUTENANT  
Title  
CHIEF

ATLANTA AIRPORT POLICE  
 AGE, SEX, AND RACE OF PERSONS ARRESTED  
 17 YEARS OF AGE AND OVER

MONTH JANUARY

YEAR 2015

CLASSIFICATION OF OFFENSES	SEX	AGE OF PERSON ARRESTED												TOTAL	RACE					ETHNIC																					
		17	18	19	20	21	22	23	24	29	30	34	35		39	40	44	45	49	50	54	55	59	60	64	65	UP	White	Black	Native Amer.	Asian/Pacific	Whi. Hispanic	Blck Hispanic								
Murder/Nonnegligent Manslaughter	M																																								
	F																																								
Manslaughter by Negligence	M																																								
	F																																								
Forcible Rape	M																																								
	F																																								
Robbery	M																																								
	F																																								
Aggravated Assault	M																																								
	F																																								
Burglary- Breaking or Entering	M																																								
	F																																								
Larceny - Theft (except Motor Vehicle Theft)	M													1																											
	F																																								
Motor Vehicle Theft	M																																								
	F																																								
Other Assaults	M																																								
	F																																								
Arson	M																																								
	F																																								
Forgery and Counterfeiting	M																																								
	F																																								
Fraud	M																																								
	F																																								
Embezzlement	M																																								
	F																																								
Stolen Property: Buying, Receiving, Possessing	M																																								
	F																																								
Vandalism	M																																								
	F																																								
Weapons	M																																								
	F																																								

ATLANTA AIRPORT POLICE  
AGE, SEX, AND RACE OF PERSONS ARRESTED  
17 YEARS OF AGE AND OVER

MONTH JANUARY

YEAR 2015

CLASSIFICATION OF OFFENSES	SEX	AGE OF PERSON ARRESTED											RACE					ETHNIC					
		17	18	19	20	21	22	23	24	30	35	40	45	50	55	60	65	White	Black	Native Amer.	Asian/Pacific	Whi Hispanic	Blk Hispanic
																	UP						
16	M																						
Commercialized Vice	F																						
17	M																						
Sex Offenses (except Rape and Prostitution)	F																						
18	M	0	0	0	0	0	0	0	0	0	0	0	0	0	0	0	1	0	0	0	0	0	
Drug Abuse Violations	F	0	0	0	0	0	0	0	0	0	0	0	0	0	0	0	0	0	0	0	0	0	
Grand Total																							
180	M	0	0	0	0	0	0	0	0	0	0	0	0	0	0	0	0	0	0	0	0	0	
(1) Sale/Manufacturing	F	0	0	0	0	0	0	0	0	0	0	0	0	0	0	0	0	0	0	0	0	0	
Subtotal																							
Opium or Cocaine and their derivatives	M																						
	F																						
Marijuana	M																						
	F																						
Synthetic Narcotics	M																						
	F																						
Other Dangerous Non-Narcotic Drugs	M																						
	F																						
185	M	0	0	0	0	0	0	0	0	0	0	0	0	0	0	0	1	0	0	0	0	0	
(2) Possession	F	0	0	0	0	0	0	0	0	0	0	0	0	0	0	0	0	0	0	0	0	0	
Subtotal																							
Opium or Cocaine and their derivatives	M																						
	F																						
Marijuana	M									1													
	F																						
Synthetic Narcotics	M																						
	F																						
Other Dangerous Non-Narcotic Drugs	M																						
	F																						
19	M	0	0	0	0	0	0	0	0	0	0	0	0	0	0	0	0	0	0	0	0	0	
Gambling	F	0	0	0	0	0	0	0	0	0	0	0	0	0	0	0	0	0	0	0	0	0	
Total																							
Bookmaking	M																						
	F																						
Numbers and Lottery	M																						
	F																						

ATLANTA AIRPORT POLICE  
AGE, SEX, AND RACE OF PERSONS ARRESTED  
17 YEARS OF AGE AND OVER

MONTH JANUARY  
YEAR 2015

CLASSIFICATION OF OFFENSES	SEX	AGE OF PERSON ARRESTED										TOTAL	RACE					ETHNIC										
		17	18	19	20	21	22	23	24	30	35		40	45	50	55	60	65	White	Black	Native Amer.	Asian/Pacific	Whl. Hispanic	Bk Hispanic				
		29	34	39	44	49	54	59	64	UP																		
All Other Gambling	M																											
	F																											
Offenses Against Family And Children	M																											
	F																											
Driving Under the Influence	M																											
	F																											
Liquor Laws	M																											
	F																											
Drunkenness	M																											
	F																											
Disorderly Conduct	M																											
	F																											
Vagrancy	M																											
	F																											
All Other Offenses (except Traffic)	M																											
	F																											
Suspicion	M																											
	F																											
<b>TOTAL</b>		0	0	0	0	0	0	0	2	9	11	10	13	5	13	8	7	98	15	80	0	3	0	0	0	0	0	

JANUARY 2015

Month and Year of Report

GA 060240X

Agency Identifier

FEBRUARY 23, 2015

Date

Prepared By Ned S Koo LIEUTENANT

Chief, Commissioner, Sheriff, or Superintendent  
[Signature] CHIEF

ATLANTA AIRPORT POLICE - GEORGIA  
Agency and State



ATLANTA AIRPORT POLICE  
AGE, SEX, AND RACE OF PERSONS ARRESTED  
16 YEARS OF AGE AND UNDER

MONTH JANUARY

YEAR 2015

CLASSIFICATION OF OFFENSES	SEX	AGE					TOTAL	RACE					ETHNIC				
		09	1012	1314	15	16		White	Black	Native Amer	Asian/Pacific	Whi. Hispanic	Blk Hispanic				
Murder/Nonnegligent Manslaughter	M						0										
	F						0										
Manslaughter by Negligence	M						0										
	F						0										
Forcible Rape	M						0										
	F						0										
Robbery	M						0										
	F						0										
Aggravated Assault	M						0										
	F						0										
Burglary- Breaking or Entering	M						0										
	F						0										
Larceny - Theft (except Motor Vehicle Theft)	M						0										
	F						0										
Motor Vehicle Theft	M						0										
	F						0										
Other Assaults	M						0										
	F						0										
Arson	M						0										
	F						0										
Forgery and Counterfeiting	M						0										
	F						0										
Fraud	M						0										
	F						0										
Embezzlement	M						0										
	F						0										
Stolen Property: Buying, Receiving, Possessing	M						0										
	F						0										
Vandalism	M						0										
	F						0										
Weapons	M						0										
	F						0										
Prostitution and Commercialized Vice	M						0										
	F						0										

ATLANTA AIRPORT POLICE  
AGE, SEX, AND RACE OF PERSONS ARRESTED  
16 YEARS OF AGE AND UNDER

MONTH JANUARY

YEAR 2015

CLASSIFICATION OF OFFENSES	SEX	AGE					RACE					ETHNIC								
		0 9		10 12		13 14		15		16		TOTAL		White	Black	Native Amer.	Asian/Pacific	Whi. Hispanic	Blck Hispanic	
17 Sex Offenses (except Rape and Prostitution)	M																			
	F																			
18 Drug Abuse Violations Grand Total	M	0	0	0	0	0	0	0	0	0	0	0	0	0	0	0	0	0	0	0
	F	0	0	0	0	0	0	0	0	0	0	0	0	0	0	0	0	0	0	0
180 (1) Sale/Manufacturing Subtotal	M	0	0	0	0	0	0	0	0	0	0	0	0	0	0	0	0	0	0	0
	F	0	0	0	0	0	0	0	0	0	0	0	0	0	0	0	0	0	0	0
a Opium or Cocaine and their Derivatives	M																			
	F																			
b Marijuana	M																			
	F																			
c Synthetic Narcotics	M																			
	F																			
d Other Dangerous Non-Narcotic Drugs	M																			
	F																			
185 (2) Possession Subtotal	M	0	0	0	0	0	0	0	0	0	0	0	0	0	0	0	0	0	0	0
	F	0	0	0	0	0	0	0	0	0	0	0	0	0	0	0	0	0	0	0
e Opium or Cocaine and their Derivatives	M																			
	F																			
f Marijuana	M																			
	F																			
g Synthetic Narcotics	M																			
	F																			
h Other Dangerous Non-Narcotic Drugs	M																			
	F																			
19 Gambling Total	M	0	0	0	0	0	0	0	0	0	0	0	0	0	0	0	0	0	0	0
	F	0	0	0	0	0	0	0	0	0	0	0	0	0	0	0	0	0	0	0
a Bookmaking	M																			
	F																			
b Numbers and Lottery	M																			
	F																			
c All Other Gambling	M																			
	F																			
20 Offenses Against Family and Children	M																			
	F																			

ATLANTA AIRPORT POLICE  
 AGE, SEX, AND RACE OF PERSONS ARRESTED  
 16 YEARS OF AGE AND UNDER

MONTH JANUARY

YEAR 2015

CLASSIFICATION OF OFFENSES	SEX	AGE						RACE					ETHNIC					
		0 9		10 12		13 14		15		16		TOTAL					Whi Hispanic	Blk Hispanic
Driving Under the Influence	M																	
	F																	
Liquor Laws	M																	
	F																	
Drunkenness	M																	
	F																	
Disorderly Conduct	M																	
	F																	
Vagrancy	M																	
	F																	
All Other Offenses (except Traffic)	M																	
	F																	
Suspicion	M																	
	F																	
Curfew and Loitering	M																	
	F																	
Run-Aways	M																	
	F																	
Total		0	0	0	0	0	0	0	0	0	0	0	0	0	0	0	0	0

JANUARY 2015

Month and Year of Report

GA 060240X

Agency Identifier

FEBRUARY 23, 2015

Date

ATLANTA AIRPORT POLICE - GEORGIA

Agency and State

Neal S. King LIEUTENANT

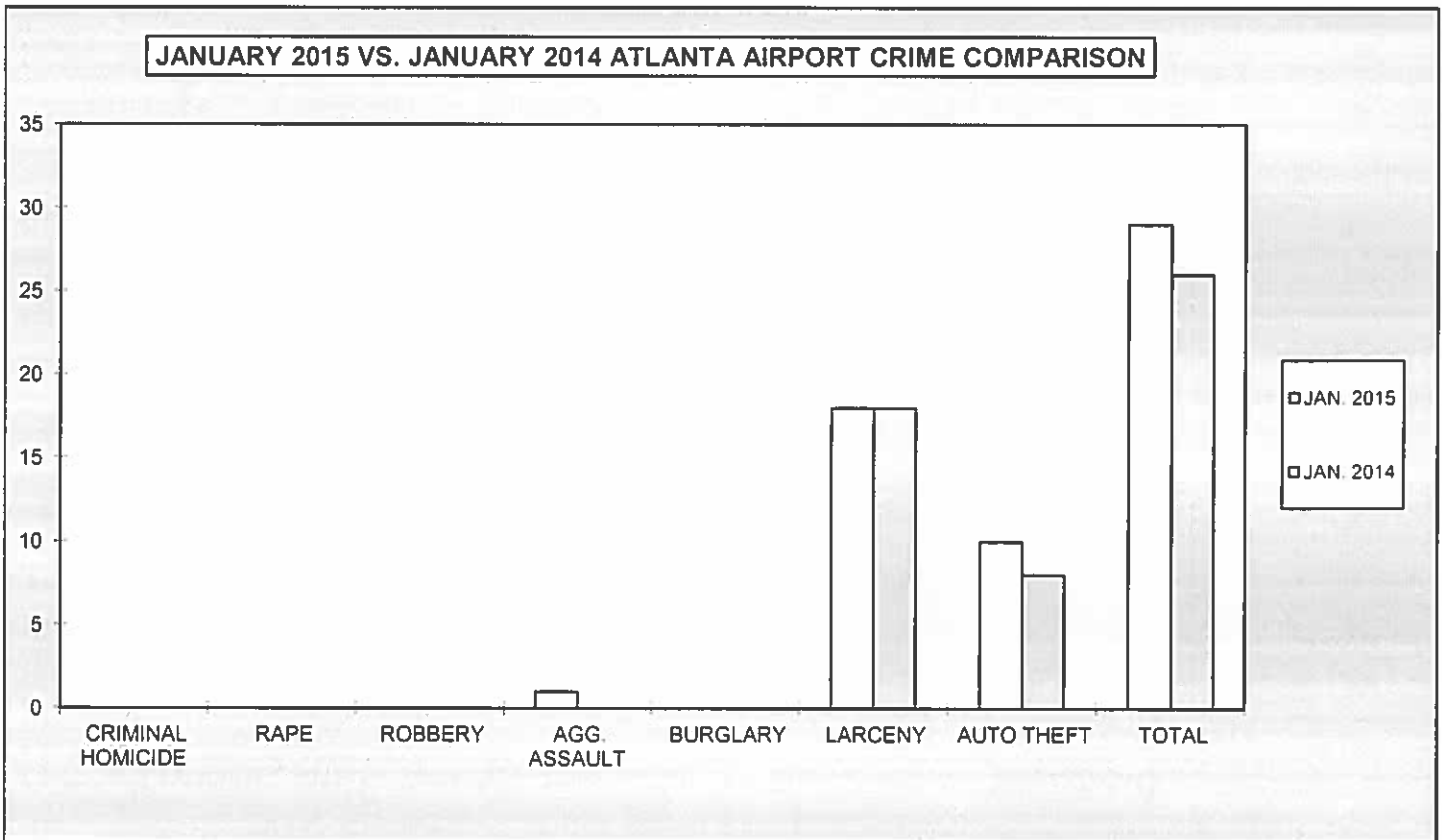
Prepared By

[Signature] CHIEF

Chief, Commissioner, Sheriff, or Superintendent

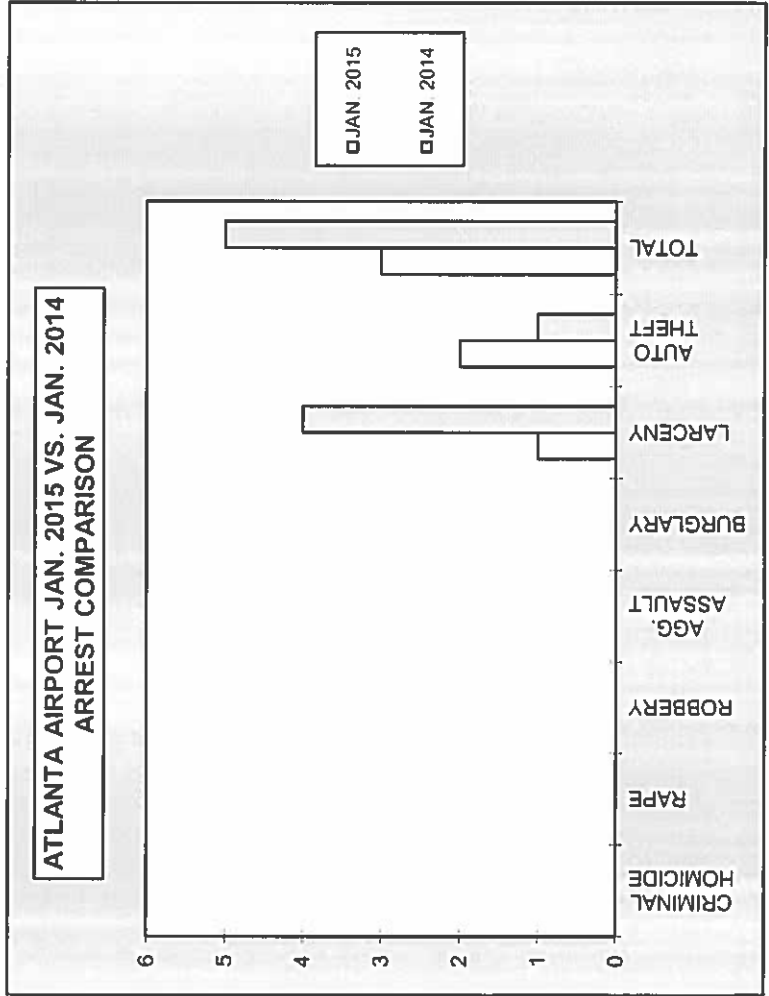
**2015  
ATLANTA AIRPORT  
MONTHLY CRIME COMPARISON**

CRIME	JAN. 2015	JAN. 2014	# DIFFERENCE	% DIFFERENCE
CRIMINAL HOMICIDE	0	0	0	0%
RAPE	0	0	0	0%
ROBBERY	0	0	0	0%
AGG. ASSAULT	1	0	1	100%
BURGLARY	0	0	0	0%
RESIDENCE	0	0	0	0%
NON-RESIDENCE	0	0	0	0%
LARCENY	18	18	0	0%
POCKETPICKING	1	1	0	0%
PURSE SNATCHING	0	0	0	0%
SHOPLIFTING	0	2	-2	-100%
FROM MOTOR VEHICLES	2	1	1	0%
MOTOR VEH. PARTS/ACCESSORIES	0	0	0	0%
BICYCLES	0	0	0	0%
FROM BUILDINGS	8	6	2	33%
FROM COIN OPERATED MACHINES	0	0	0	0%
ALL OTHER	7	8	-1	-13%
AUTO THEFT	10	8	2	25%
<b>TOTAL</b>	<b>29</b>	<b>26</b>	<b>3</b>	<b>12%</b>

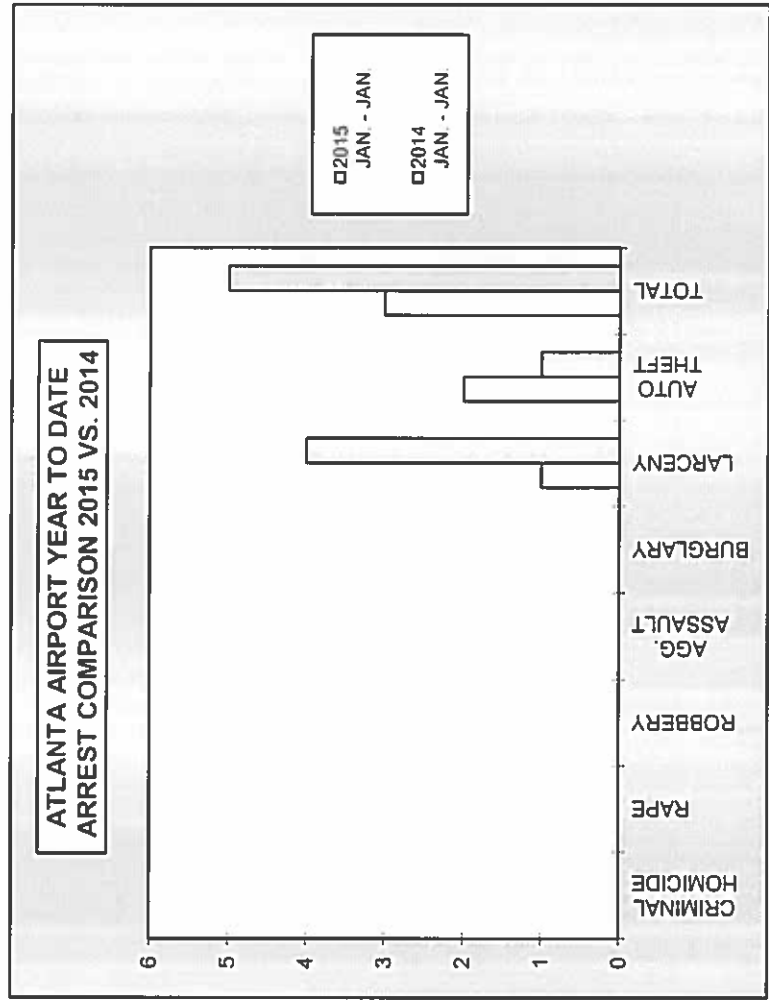


**2015  
ATLANTA AIRPORT  
ARREST COMPARISON**

JANUARY ARREST COMPARISON					
CRIME	JAN. 2015	JAN. 2014	# DIFFERENCE	% DIFFERENCE	
CRIMINAL HOMICIDE	0	0	0	0%	
RAPE	0	0	0	0%	
ROBBERY	0	0	0	0%	
AGG. ASSAULT	0	0	0	0%	
BURGLARY	0	0	0	0%	
LARCENY	1	4	-3	-75%	
AUTO THEFT	2	1	1	100%	
<b>TOTAL</b>	<b>3</b>	<b>5</b>	<b>-2</b>	<b>-40%</b>	



FIRST MONTH ARREST COMPARISON					
CRIME	2015 JAN. - JAN.	2014 JAN. - JAN.	# DIFFERENCE	% DIFFERENCE	
CRIMINAL HOMICIDE	0	0	0	0%	
RAPE	0	0	0	0%	
ROBBERY	0	0	0	0%	
AGG. ASSAULT	0	0	0	0%	
BURGLARY	0	0	0	0%	
LARCENY	1	4	-3	-75%	
AUTO THEFT	2	1	1	100%	
<b>TOTAL</b>	<b>3</b>	<b>5</b>	<b>-2</b>	<b>-40%</b>	



**2015  
ATLANTA AIRPORT  
CLEAR-UP RATE**

CRIME	ATLANTA AIRPORT JAN. 2015 CLEAR-UP RATE	ATLANTA AIRPORT JAN. 2014 CLEAR-UP RATE
CRIMINAL HOMICIDE	0%	0%
RAPE	0%	0%
ROBBERY	0%	0%
AGG. ASSAULT	0%	0%
BURGLARY	0%	0%
LARCENY	6%	17%
AUTO THEFT	20%	13%

